

## #01\_HAC\_T-Coil\_GSM850\_GSM Voice\_Ch189\_Axial (Z)

Communication System: GSM850; Frequency: 836.4 MHz

Medium: Air Medium parameters used:  $\sigma = 0$  S/m,  $\epsilon_r = 1$ ;  $\rho = 0$  kg/m<sup>3</sup>

Ambient Temperature : 23.7 °C

DASY5 Configuration:

- Probe: AM1DV3 - 3130; ; Calibrated: 2019/11/20
- Sensor-Surface: 0mm (Fix Surface)
- Electronics: DAE4 Sn1311; Calibrated: 2019/8/27
- Phantom: HAC Test Arch with AMCC; Type: SD HAC P01 BA;
- Measurement SW: DASY52, Version 52.10 (2);SEMCAD X Version 14.6.12 (7470)

**General Scans/z (axial) 4.2mm 50 x 50/ABM Interpolated SNR(x,y,z) (121x121x1):** Interpolated grid:

dx=1.000 mm, dy=1.000 mm

ABM1/ABM2 = 24.89 dB

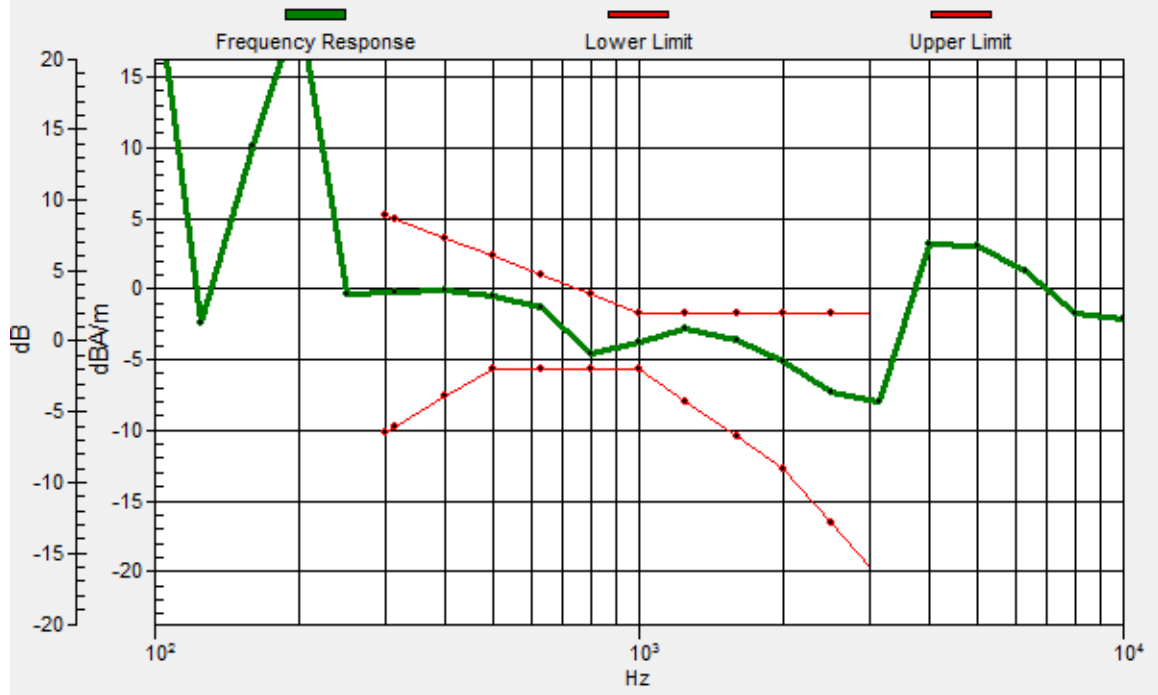
ABM1 comp = -5.15 dBA/m

Location: 7.5, -2.6, 3.7 mm



# General Scans/z (axial) wideband at best S/N/ABM Freq Resp(x,y,z,f)

Loc: 11, -4, 3.7 mm Diff: 1.11dB



**#01\_HAC\_T-Coil\_GSM850\_GSM Voice\_Ch189\_Transversal (Y)**

Communication System: GSM850; Frequency: 836.4 MHz

Medium: Air Medium parameters used:  $\sigma = 0$  S/m,  $\epsilon_r = 1$ ;  $\rho = 0$  kg/m<sup>3</sup>

Ambient Temperature : 23.7 °C

DASY5 Configuration:

- Probe: AM1DV3 - 3130; ; Calibrated: 2019/11/20
- Sensor-Surface: 0mm (Fix Surface)
- Electronics: DAE4 Sn1311; Calibrated: 2019/8/27
- Phantom: HAC Test Arch with AMCC; Type: SD HAC P01 BA;
- Measurement SW: DASY52, Version 52.10 (2);SEMCAD X Version 14.6.12 (7470)

**General Scans/y (transversal) 4.2mm 50 x 50/ABM Interpolated SNR(x,y,z) (121x121x1):** Interpolated

grid: dx=1.000 mm, dy=1.000 mm

ABM1/ABM2 = 26.13 dB

ABM1 comp = -16.21 dBA/m

Location: 1.2, 10, 3.7 mm



## #02\_HAC\_T-Coil\_GSM1900\_GSM Voice\_Ch661\_Axial (Z)

Communication System: PCS; Frequency: 1880 MHz

Medium: Air Medium parameters used:  $\sigma = 0$  S/m,  $\epsilon_r = 1$ ;  $\rho = 0$  kg/m<sup>3</sup>

Ambient Temperature : 23.7 °C

DASY5 Configuration:

- Probe: AM1DV3 - 3130; ; Calibrated: 2019/11/20
- Sensor-Surface: 0mm (Fix Surface)
- Electronics: DAE4 Sn1311; Calibrated: 2019/8/27
- Phantom: HAC Test Arch with AMCC; Type: SD HAC P01 BA;
- Measurement SW: DASY52, Version 52.10 (2);SEMCAD X Version 14.6.12 (7470)


**General Scans/z (axial) 4.2mm 50 x 50/ABM Interpolated SNR(x,y,z) (121x121x1):** Interpolated grid:

dx=1.000 mm, dy=1.000 mm

ABM1/ABM2 = 37.14 dB

ABM1 comp = -4.54 dBA/m

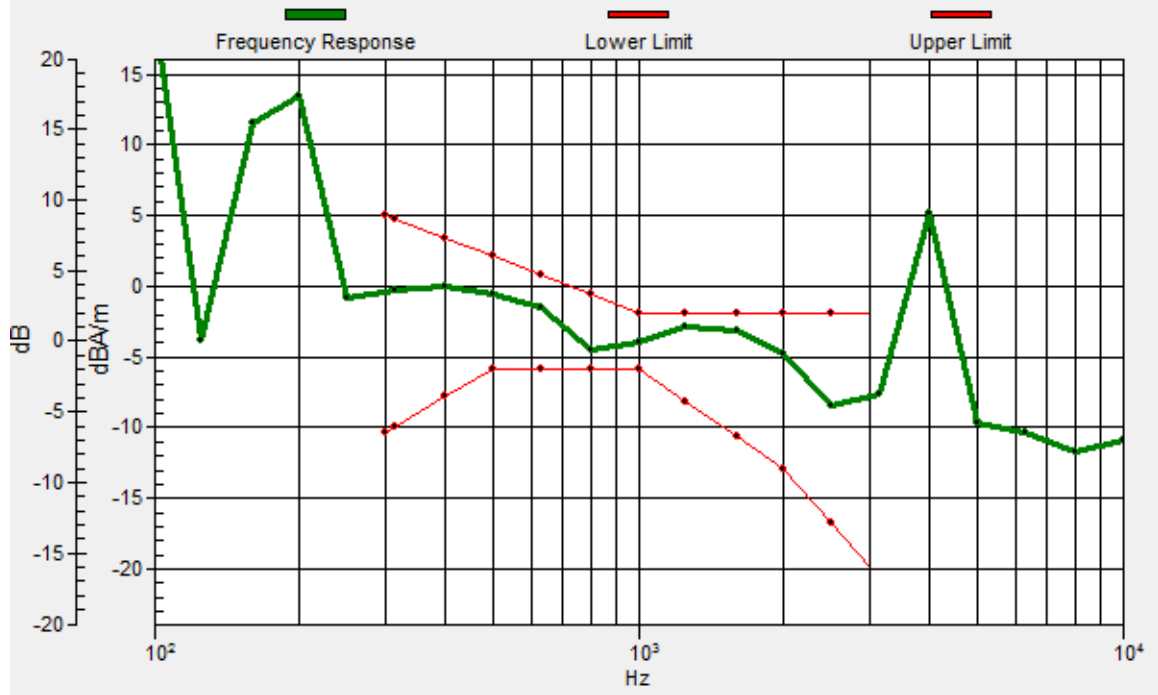
Location: 7.1, -1.7, 3.7 mm



0 dB = 71.96 = 37.14 dB

# General Scans/z (axial) wideband at best S/N/ABM Freq Resp(x,y,z,f)

Loc: 8.3, -4.2, 3.7 mm Diff: 1dB



## #02\_HAC\_T-Coil\_GSM1900\_GSM Voice\_Ch661\_Transversal (Y)

Communication System: PCS; Frequency: 1880 MHz

Medium: Air Medium parameters used:  $\sigma = 0$  S/m,  $\epsilon_r = 1$ ;  $\rho = 0$  kg/m<sup>3</sup>

Ambient Temperature : 23.7 °C

DASY5 Configuration:

- Probe: AM1DV3 - 3130; ; Calibrated: 2019/11/20
- Sensor-Surface: 0mm (Fix Surface)
- Electronics: DAE4 Sn1311; Calibrated: 2019/8/27
- Phantom: HAC Test Arch with AMCC; Type: SD HAC P01 BA;
- Measurement SW: DASY52, Version 52.10 (2);SEMCAD X Version 14.6.12 (7470)

**General Scans/y (transversal) 4.2mm 50 x 50/ABM Interpolated SNR(x,y,z) (121x121x1):** Interpolated

grid: dx=1.000 mm, dy=1.000 mm

ABM1/ABM2 = 33.29 dB

ABM1 comp = -12.36 dBA/m

Location: 6.3, 8.3, 3.7 mm



### #03\_HAC\_T-Coil\_WCDMA II\_Voice\_Ch9400\_Axial (Z)

Communication System: WCDMA; Frequency: 1880 MHz

Medium: Air Medium parameters used:  $\sigma = 0$  S/m,  $\epsilon_r = 1$ ;  $\rho = 0$  kg/m<sup>3</sup>

Ambient Temperature : 23.7 °C

DASY5 Configuration:

- Probe: AM1DV3 - 3130; ; Calibrated: 2019/11/20
- Sensor-Surface: 0mm (Fix Surface)
- Electronics: DAE4 Sn1311; Calibrated: 2019/8/27
- Phantom: HAC Test Arch with AMCC; Type: SD HAC P01 BA;
- Measurement SW: DASY52, Version 52.10 (2);SEMCAD X Version 14.6.12 (7470)


#### General Scans/z (axial) 4.2mm 50 x 50/ABM Interpolated SNR(x,y,z) (121x121x1): Interpolated grid:

dx=1.000 mm, dy=1.000 mm

ABM1/ABM2 = 39.65 dB

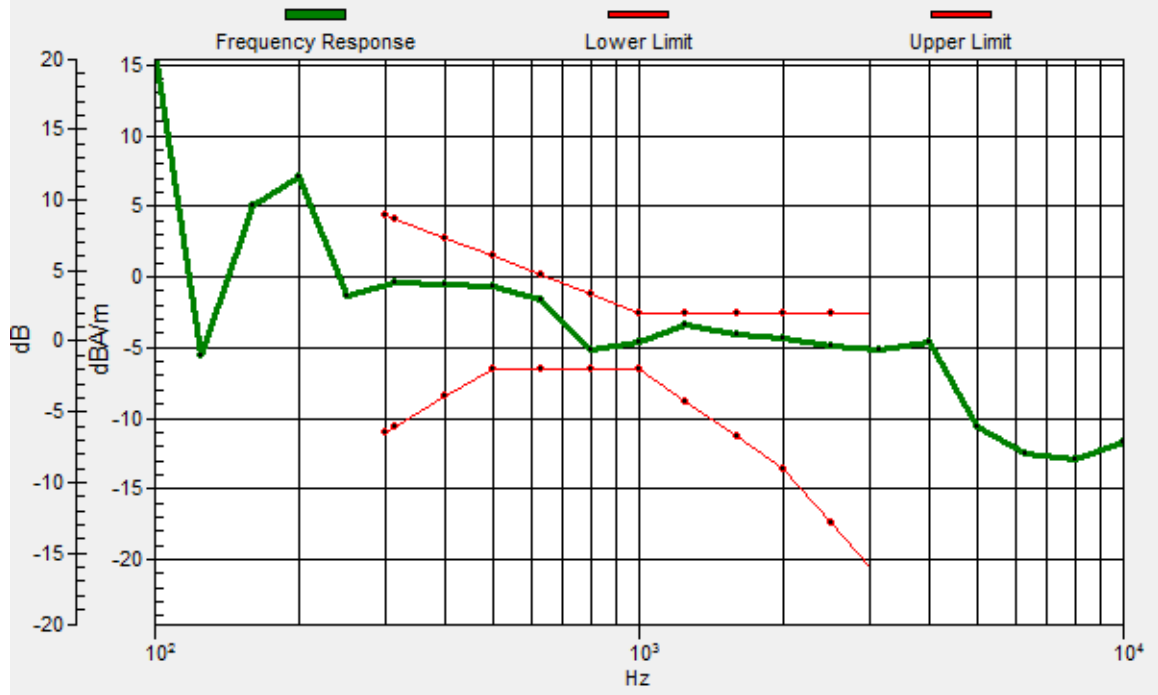
ABM1 comp = -3.21 dBA/m

Location: 9.2, -2.5, 3.7 mm



# General Scans/z (axial) wideband at best S/N/ABM Freq Resp(x,y,z,f)

Loc: 8.3, -4.2, 3.7 mm Diff: 0.91dB



### #03\_HAC\_T-Coil\_WCDMA II\_Voice\_Ch9400\_Transversal (Y)

Communication System: WCDMA; Frequency: 1880 MHz

Medium: Air Medium parameters used:  $\sigma = 0$  S/m,  $\epsilon_r = 1$ ;  $\rho = 0$  kg/m<sup>3</sup>

Ambient Temperature : 23.7 °C

DASY5 Configuration:

- Probe: AM1DV3 - 3130; ; Calibrated: 2019/11/20
- Sensor-Surface: 0mm (Fix Surface)
- Electronics: DAE4 Sn1311; Calibrated: 2019/8/27
- Phantom: HAC Test Arch with AMCC; Type: SD HAC P01 BA;
- Measurement SW: DASY52, Version 52.10 (2);SEMCAD X Version 14.6.12 (7470)


#### General Scans/y (transversal) 4.2mm 50 x 50/ABM Interpolated SNR(x,y,z) (121x121x1): Interpolated

grid: dx=1.000 mm, dy=1.000 mm

ABM1/ABM2 = 36.61 dB

ABM1 comp = -10.72 dBA/m

Location: 8.8, 7.1, 3.7 mm



### #04\_HAC\_T-Coil\_WCDMA V\_Voice\_Ch4182\_Axial (Z)

Communication System: WCDMA; Frequency: 836.4 MHz

Medium: Air Medium parameters used:  $\sigma = 0$  S/m,  $\epsilon_r = 1$ ;  $\rho = 0$  kg/m<sup>3</sup>

Ambient Temperature : 23.7 °C

DASY5 Configuration:

- Probe: AM1DV3 - 3130; ; Calibrated: 2019/11/20
- Sensor-Surface: 0mm (Fix Surface)
- Electronics: DAE4 Sn1311; Calibrated: 2019/8/27
- Phantom: HAC Test Arch with AMCC; Type: SD HAC P01 BA;
- Measurement SW: DASY52, Version 52.10 (2);SEMCAD X Version 14.6.12 (7470)


#### General Scans/z (axial) 4.2mm 50 x 50/ABM Interpolated SNR(x,y,z) (121x121x1): Interpolated grid:

dx=1.000 mm, dy=1.000 mm

ABM1/ABM2 = 40.08 dB

ABM1 comp = -3.34 dBA/m

Location: 9.2, -2.1, 3.7 mm



0 dB = 100.9 = 40.08 dB



### #04\_HAC\_T-Coil\_WCDMA V\_Voice\_Ch4182\_Transversal (Y)

Communication System: WCDMA; Frequency: 836.4 MHz

Medium: Air Medium parameters used:  $\sigma = 0$  S/m,  $\epsilon_r = 1$ ;  $\rho = 0$  kg/m<sup>3</sup>

Ambient Temperature : 23.7 °C

DASY5 Configuration:

- Probe: AM1DV3 - 3130; ; Calibrated: 2019/11/20
- Sensor-Surface: 0mm (Fix Surface)
- Electronics: DAE4 Sn1311; Calibrated: 2019/8/27
- Phantom: HAC Test Arch with AMCC; Type: SD HAC P01 BA;
- Measurement SW: DASY52, Version 52.10 (2);SEMCAD X Version 14.6.12 (7470)


#### General Scans/y (transversal) 4.2mm 50 x 50/ABM Interpolated SNR(x,y,z) (121x121x1): Interpolated

grid: dx=1.000 mm, dy=1.000 mm

ABM1/ABM2 = 36.43 dB

ABM1 comp = -10.79 dBA/m

Location: 9.6, 8.3, 3.7 mm



**#05\_HAC\_T-Coil\_CDMA BC0\_RC1+SO68 Voice codec / 8K Enhanced low\_Ch384\_Axial (Z)**

Communication System: CDMA; Frequency: 836.52 MHz

Medium: Air Medium parameters used:  $\sigma = 0$  S/m,  $\epsilon_r = 1$ ;  $\rho = 0$  kg/m<sup>3</sup>

Ambient Temperature : 23.7 °C

DASY5 Configuration:

- Probe: AM1DV3 - 3130; ; Calibrated: 2019/11/20
- Sensor-Surface: 0mm (Fix Surface)
- Electronics: DAE4 Sn1311; Calibrated: 2019/8/27
- Phantom: HAC Test Arch with AMCC; Type: SD HAC P01 BA;
- Measurement SW: DASY52, Version 52.10 (2);SEMCAD X Version 14.6.12 (7470)


**General Scans/z (axial) 4.2mm 50 x 50/ABM Interpolated SNR(x,y,z) (121x121x1):** Interpolated grid:

dx=1.000 mm, dy=1.000 mm

ABM1/ABM2 = 38.91 dB

ABM1 comp = -2.47 dBA/m

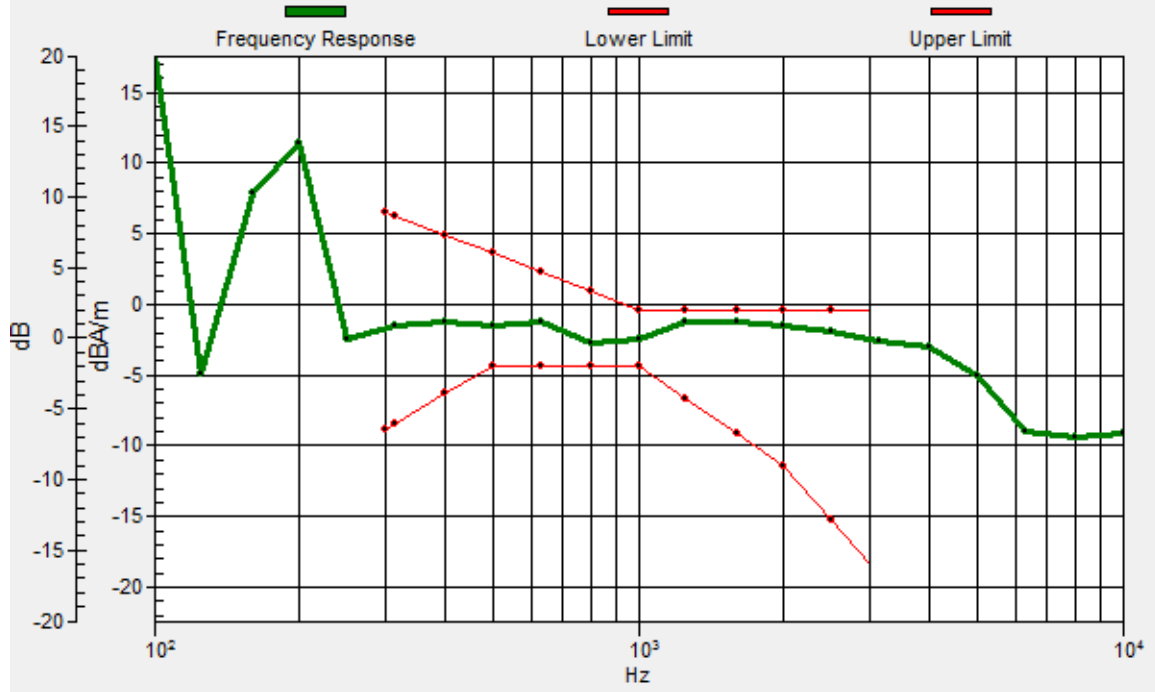
Location: 9.6, -1.9, 3.7 mm



0 dB = 88.22 = 38.91 dB

# General Scans/z (axial) wideband at best S/N/ABM Freq Resp(x,y,z,f)

Loc: 11, -4, 3.7 mm Diff: 0.78dB



# #05\_HAC\_T-Coil\_CDMA BC0\_RC1+SO68 Voice codec / 8K Enhanced low\_Ch384\_Transversal (Y)

Communication System: CDMA; Frequency: 836.52 MHz

Medium: Air Medium parameters used:  $\sigma = 0$  S/m,  $\epsilon_r = 1$ ;  $\rho = 0$  kg/m<sup>3</sup>

Ambient Temperature : 23.7 °C

DASY5 Configuration:

- Probe: AM1DV3 - 3130; ; Calibrated: 2019/11/20
- Sensor-Surface: 0mm (Fix Surface)
- Electronics: DAE4 Sn1311; Calibrated: 2019/8/27
- Phantom: HAC Test Arch with AMCC; Type: SD HAC P01 BA;
- Measurement SW: DASY52, Version 52.10 (2);SEMCAD X Version 14.6.12 (7470)


## General Scans/y (transversal) 4.2mm 50 x 50/ABM Interpolated SNR(x,y,z) (121x121x1): Interpolated

grid: dx=1.000 mm, dy=1.000 mm

ABM1/ABM2 = 36.56 dB

ABM1 comp = -11.49 dBA/m

Location: 6.1, 9.3, 3.7 mm



0 dB = 67.30 = 36.56 dB

## #06\_HAC\_T-Coil\_CDMA BC1\_RC1+SO68 Voice codec / 8K Enhanced low\_Ch600\_Axial (Z)

Communication System: CDMA; Frequency: 1880 MHz

Medium: Air Medium parameters used:  $\sigma = 0$  S/m,  $\epsilon_r = 1$ ;  $\rho = 0$  kg/m<sup>3</sup>

Ambient Temperature : 23.7 °C

DASY5 Configuration:

- Probe: AM1DV3 - 3130; ; Calibrated: 2019/11/20
- Sensor-Surface: 0mm (Fix Surface)
- Electronics: DAE4 Sn1311; Calibrated: 2019/8/27
- Phantom: HAC Test Arch with AMCC; Type: SD HAC P01 BA;
- Measurement SW: DASY52, Version 52.10 (2);SEMCAD X Version 14.6.12 (7470)


**General Scans/z (axial) 4.2mm 50 x 50/ABM Interpolated SNR(x,y,z) (121x121x1):** Interpolated grid:

dx=1.000 mm, dy=1.000 mm

ABM1/ABM2 = 43.09 dB

ABM1 comp = -4.66 dBA/m

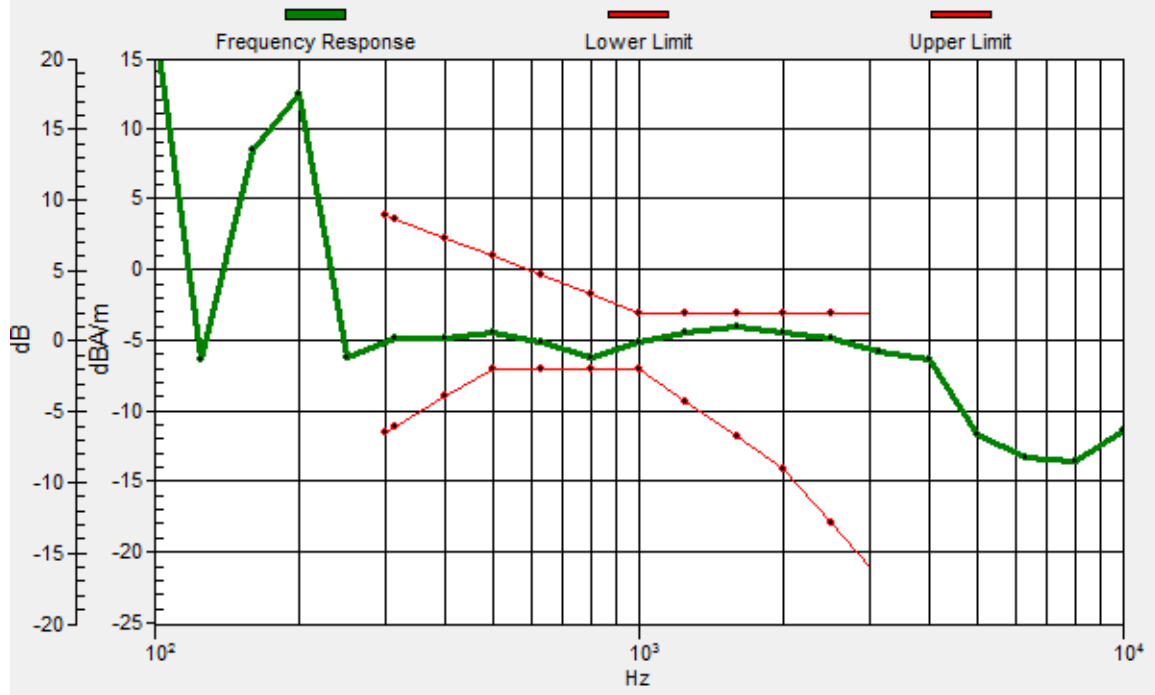
Location: 4, -2.6, 3.7 mm



0 dB = 142.7 = 43.09 dB

# General Scans/z (axial) wideband at best S/N/ABM Freq Resp(x,y,z,f)

Loc: 4, -4, 3.7 mm Diff: 0.89dB



# #06\_HAC\_T-Coil\_CDMA BC1\_RC1+SO68 Voice codec / 8K Enhanced low\_Ch600\_Transversal (Y)

Communication System: CDMA; Frequency: 1880 MHz

Medium: Air Medium parameters used:  $\sigma = 0$  S/m,  $\epsilon_r = 1$ ;  $\rho = 0$  kg/m<sup>3</sup>

Ambient Temperature : 23.7 °C

DASY5 Configuration:

- Probe: AM1DV3 - 3130; ; Calibrated: 2019/11/20
- Sensor-Surface: 0mm (Fix Surface)
- Electronics: DAE4 Sn1311; Calibrated: 2019/8/27
- Phantom: HAC Test Arch with AMCC; Type: SD HAC P01 BA;
- Measurement SW: DASY52, Version 52.10 (2);SEMCAD X Version 14.6.12 (7470)


**General Scans/y (transversal) 4.2mm 50 x 50/ABM Interpolated SNR(x,y,z) (121x121x1):** Interpolated

grid: dx=1.000 mm, dy=1.000 mm

ABM1/ABM2 = 34.24 dB

ABM1 comp = -12.10 dBA/m

Location: 4, -11, 3.7 mm



0 dB = 51.51 = 34.24 dB

### #07\_HAC\_T-Coil\_LTE Band 2\_20M\_QPSK\_1\_0\_Ch18900\_Axial (Z)

Communication System: LTE ; Frequency: 1880 MHz

Medium: Air Medium parameters used:  $\sigma = 0$  S/m,  $\epsilon_r = 1$ ;  $\rho = 0$  kg/m<sup>3</sup>

Ambient Temperature : 23.7 °C

DASY5 Configuration:

- Probe: AM1DV3 - 3130; ; Calibrated: 2019/11/20
- Sensor-Surface: 0mm (Fix Surface)
- Electronics: DAE4 Sn1311; Calibrated: 2019/8/27
- Phantom: HAC Test Arch with AMCC; Type: SD HAC P01 BA;
- Measurement SW: DASY52, Version 52.10 (2);SEMCAD X Version 14.6.12 (7470)


#### General Scans/z (axial) 4.2mm 50 x 50/ABM Interpolated SNR(x,y,z) (121x121x1): Interpolated grid:

dx=1.000 mm, dy=1.000 mm

ABM1/ABM2 = 41.03 dB

ABM1 comp = -2.97 dBA/m

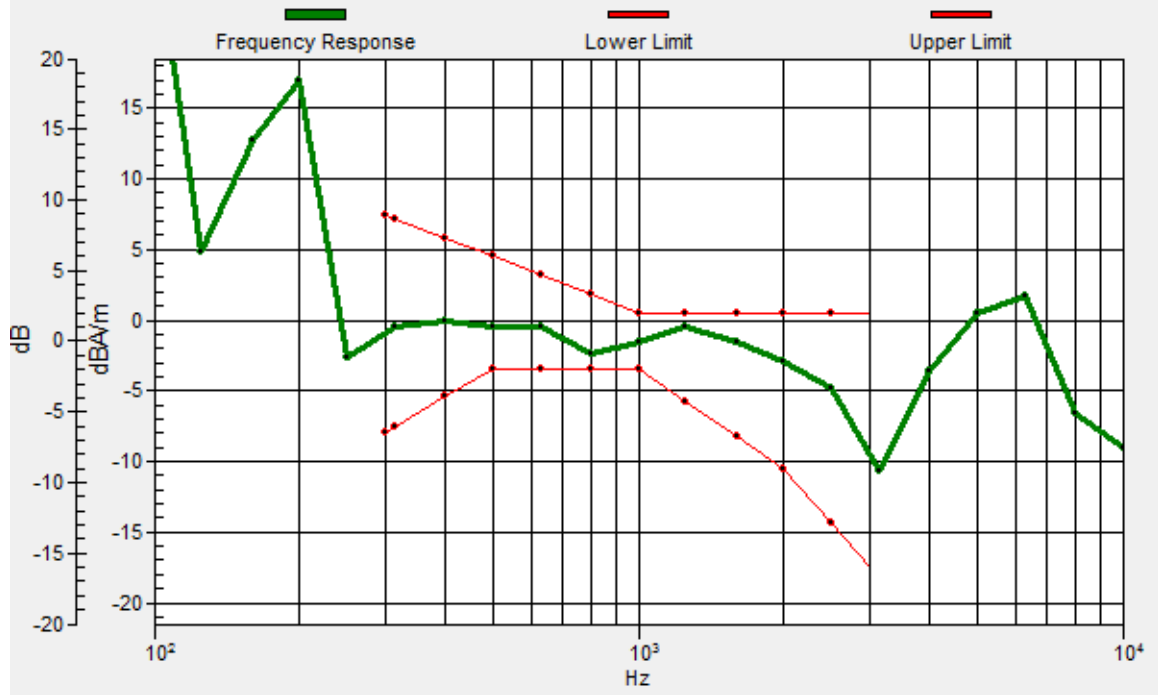
Location: 9.6, -3.3, 3.7 mm



0 dB = 112.5 = 41.02 dB

# General Scans/z (axial) wideband at best S/N/ABM Freq Resp(x,y,z,f)

Loc: 11, -4, 3.7 mm Diff: 1dB



### #07\_HAC\_T-Coil\_LTE Band 2\_20M\_QPSK\_1\_0\_Ch18900\_Axial (Z)

Communication System: LTE ; Frequency: 1880 MHz

Medium: Air Medium parameters used:  $\sigma = 0$  S/m,  $\epsilon_r = 1$ ;  $\rho = 0$  kg/m<sup>3</sup>

Ambient Temperature : 23.7 °C

DASY5 Configuration:

- Probe: AM1DV3 - 3130; ; Calibrated: 2019/11/20
- Sensor-Surface: 0mm (Fix Surface)
- Electronics: DAE4 Sn1311; Calibrated: 2019/8/27
- Phantom: HAC Test Arch with AMCC; Type: SD HAC P01 BA;
- Measurement SW: DASY52, Version 52.10 (2);SEMCAD X Version 14.6.12 (7470)


#### General Scans/y (transversal) 4.2mm 50 x 50/ABM Interpolated SNR(x,y,z) (121x121x1): Interpolated

grid: dx=1.000 mm, dy=1.000 mm

ABM1/ABM2 = 34.53 dB

ABM1 comp = -11.63 dBA/m

Location: 8.2, 11.4, 3.7 mm



0 dB = 53.27 = 34.53 dB

### #08\_HAC\_T-Coil\_LTE Band 5\_10M\_QPSK\_1\_0\_Ch20525\_Axial (Z)

Communication System: LTE; Frequency: 836.5 MHz

Medium: Air Medium parameters used:  $\sigma = 0$  S/m,  $\epsilon_r = 1$ ;  $\rho = 0$  kg/m<sup>3</sup>

Ambient Temperature : 23.7 °C

DASY5 Configuration:

- Probe: AM1DV3 - 3130; ; Calibrated: 2019/11/20
- Sensor-Surface: 0mm (Fix Surface)
- Electronics: DAE4 Sn1311; Calibrated: 2019/8/27
- Phantom: HAC Test Arch with AMCC; Type: SD HAC P01 BA;
- Measurement SW: DASY52, Version 52.10 (2);SEMCAD X Version 14.6.12 (7470)


#### General Scans/z (axial) 4.2mm 50 x 50/ABM Interpolated SNR(x,y,z) (121x121x1): Interpolated grid:

dx=1.000 mm, dy=1.000 mm

ABM1/ABM2 = 41.87 dB

ABM1 comp = -3.20 dBA/m

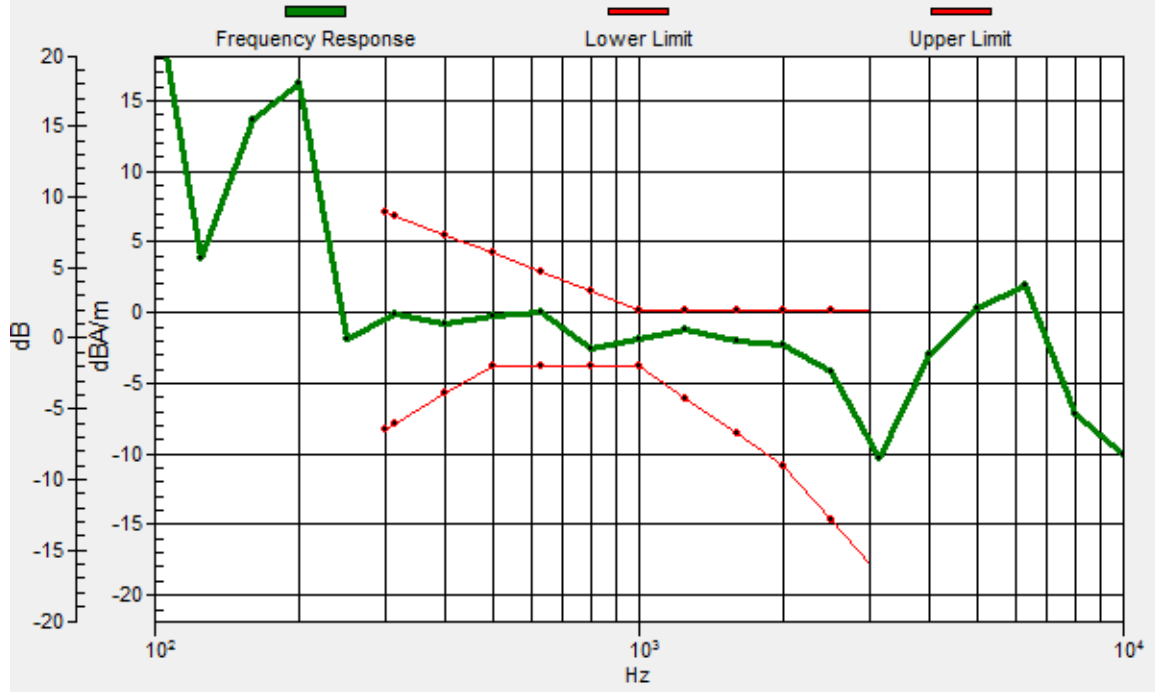
Location: 8.9, -2.6, 3.7 mm



0 dB = 124.0 = 41.87 dB

# General Scans/z (axial) wideband at best S/N/ABM Freq Resp(x,y,z,f)

Loc: 11, -4, 3.7 mm Diff: 1.22dB



### #08\_HAC\_T-Coil\_LTE Band 5\_10M\_QPSK\_1\_0\_Ch20525\_Transversal (Y)

Communication System: LTE; Frequency: 836.5 MHz

Medium: Air Medium parameters used:  $\sigma = 0$  S/m,  $\epsilon_r = 1$ ;  $\rho = 0$  kg/m<sup>3</sup>

Ambient Temperature : 23.7 °C

DASY5 Configuration:

- Probe: AM1DV3 - 3130; ; Calibrated: 2019/11/20
- Sensor-Surface: 0mm (Fix Surface)
- Electronics: DAE4 Sn1311; Calibrated: 2019/8/27
- Phantom: HAC Test Arch with AMCC; Type: SD HAC P01 BA;
- Measurement SW: DASY52, Version 52.10 (2);SEMCAD X Version 14.6.12 (7470)


#### General Scans/y (transversal) 4.2mm 50 x 50/ABM Interpolated SNR(x,y,z) (121x121x1): Interpolated

grid: dx=1.000 mm, dy=1.000 mm

ABM1/ABM2 = 35.74 dB

ABM1 comp = -11.12 dBA/m

Location: 8.2, 10, 3.7 mm



0 dB = 61.21 = 35.74 dB

**#09\_HAC\_T-Coil\_LTE Band 7\_20M\_QPSK\_1\_0\_Ch21100\_Axial (Z)**

Communication System: LTE; Frequency: 2535 MHz

Medium: Air Medium parameters used:  $\sigma = 0$  S/m,  $\epsilon_r = 1$ ;  $\rho = 0$  kg/m<sup>3</sup>

Ambient Temperature : 23.7 °C

DASY5 Configuration:

- Probe: AM1DV3 - 3130; ; Calibrated: 2019/11/20
- Sensor-Surface: 0mm (Fix Surface)
- Electronics: DAE4 Sn1311; Calibrated: 2019/8/27
- Phantom: HAC Test Arch with AMCC; Type: SD HAC P01 BA;
- Measurement SW: DASY52, Version 52.10 (2);SEMCAD X Version 14.6.12 (7470)


**General Scans/z (axial) 4.2mm 50 x 50/ABM Interpolated SNR(x,y,z) (121x121x1):** Interpolated grid:

dx=1.000 mm, dy=1.000 mm

ABM1/ABM2 = 41.42 dB

ABM1 comp = -3.09 dBA/m

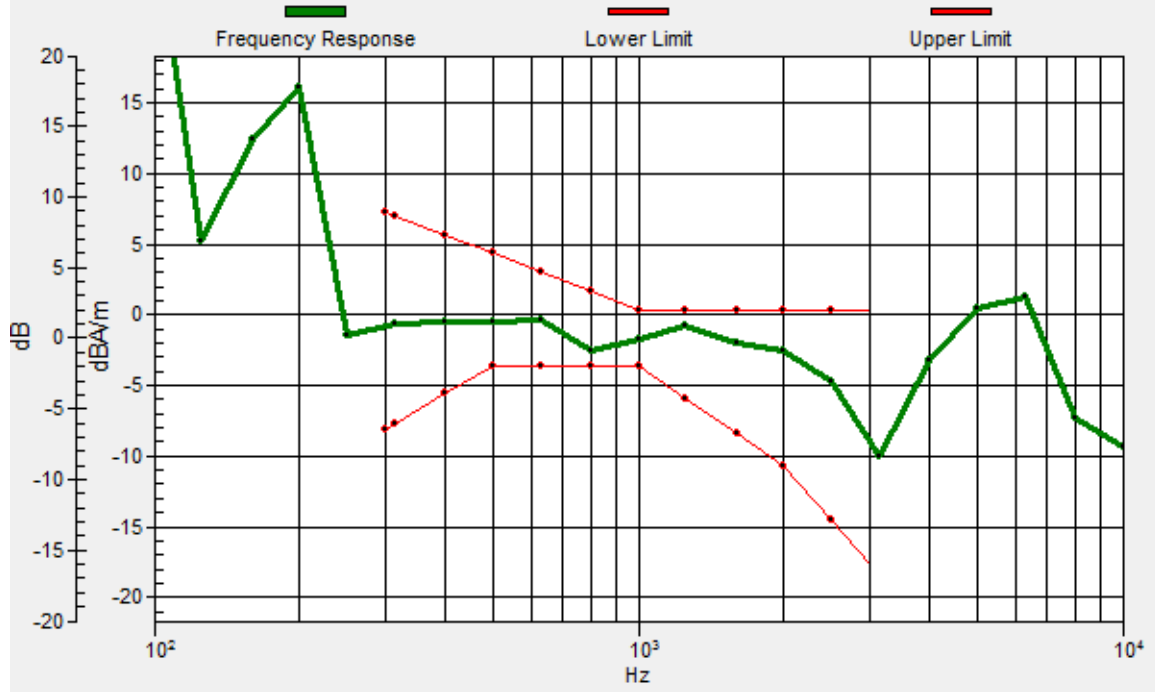
Location: 8.9, -2.6, 3.7 mm



0 dB = 117.7 = 41.42 dB

# General Scans/z (axial) wideband at best S/N/ABM Freq Resp(x,y,z,f)

Loc: 11, -4, 3.7 mm Diff: 1.12dB



## #09\_HAC\_T-Coil\_LTE Band 7\_20M\_QPSK\_1\_0\_Ch21100\_Transversal (Y)

Communication System: LTE; Frequency: 2535 MHz

Medium: Air Medium parameters used:  $\sigma = 0$  S/m,  $\epsilon_r = 1$ ;  $\rho = 0$  kg/m<sup>3</sup>

Ambient Temperature : 23.7 °C

DASY5 Configuration:

- Probe: AM1DV3 - 3130; ; Calibrated: 2019/11/20
- Sensor-Surface: 0mm (Fix Surface)
- Electronics: DAE4 Sn1311; Calibrated: 2019/8/27
- Phantom: HAC Test Arch with AMCC; Type: SD HAC P01 BA;
- Measurement SW: DASY52, Version 52.10 (2);SEMCAD X Version 14.6.12 (7470)


**General Scans/y (transversal) 4.2mm 50 x 50/ABM Interpolated SNR(x,y,z) (121x121x1):** Interpolated

grid: dx=1.000 mm, dy=1.000 mm

ABM1/ABM2 = 35.61 dB

ABM1 comp = -11.62 dBA/m

Location: 6.8, 10.7, 3.7 mm



0 dB = 60.30 = 35.61 dB

## #10\_HAC\_T-Coil\_LTE Band 12\_10M\_QPSK\_1\_0\_Ch23095\_Axial (Z)

Communication System: LTE; Frequency: 707.5 MHz

Medium: Air Medium parameters used:  $\sigma = 0$  S/m,  $\epsilon_r = 1$ ;  $\rho = 0$  kg/m<sup>3</sup>

Ambient Temperature : 23.7 °C

DASY5 Configuration:

- Probe: AM1DV3 - 3130; ; Calibrated: 2019/11/20
- Sensor-Surface: 0mm (Fix Surface)
- Electronics: DAE4 Sn1311; Calibrated: 2019/8/27
- Phantom: HAC Test Arch with AMCC; Type: SD HAC P01 BA;
- Measurement SW: DASY52, Version 52.10 (2);SEMCAD X Version 14.6.12 (7470)


**General Scans/z (axial) 4.2mm 50 x 50/ABM Interpolated SNR(x,y,z) (121x121x1):** Interpolated grid:

dx=1.000 mm, dy=1.000 mm

ABM1/ABM2 = 40.56 dB

ABM1 comp = -3.98 dBA/m

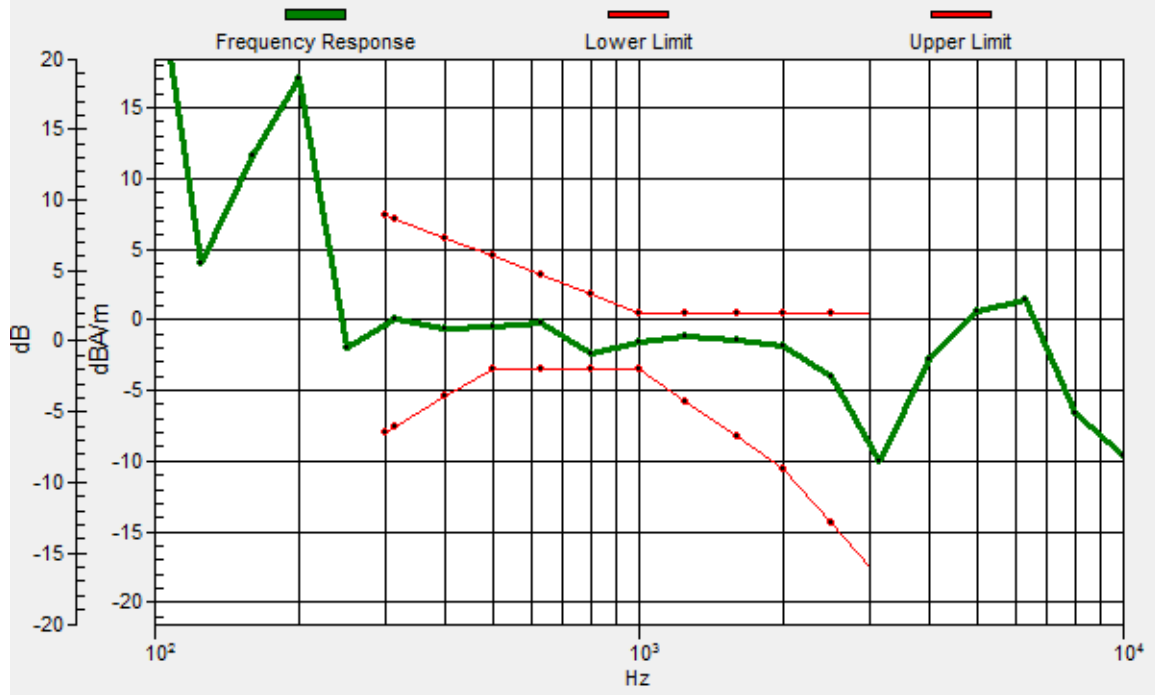
Location: 7.5, -1.2, 3.7 mm



0 dB = 106.7 = 40.56 dB

# General Scans/z (axial) wideband at best S/N/ABM Freq Resp(x,y,z,f)

Loc: 11, -4, 3.7 mm Diff: 1.16dB



## #10\_HAC\_T-Coil\_LTE Band 12\_10M\_QPSK\_1\_0\_Ch23095\_Transversal (Y)

Communication System: LTE; Frequency: 707.5 MHz

Medium: Air Medium parameters used:  $\sigma = 0$  S/m,  $\epsilon_r = 1$ ;  $\rho = 0$  kg/m<sup>3</sup>

Ambient Temperature : 23.7 °C

DASY5 Configuration:

- Probe: AM1DV3 - 3130; ; Calibrated: 2019/11/20
- Sensor-Surface: 0mm (Fix Surface)
- Electronics: DAE4 Sn1311; Calibrated: 2019/8/27
- Phantom: HAC Test Arch with AMCC; Type: SD HAC P01 BA;
- Measurement SW: DASY52, Version 52.10 (2);SEMCAD X Version 14.6.12 (7470)


**General Scans/y (transversal) 4.2mm 50 x 50/ABM Interpolated SNR(x,y,z) (121x121x1):** Interpolated

grid: dx=1.000 mm, dy=1.000 mm

ABM1/ABM2 = 35.75 dB

ABM1 comp = -11.05 dBA/m

Location: 8.9, 10.7, 3.7 mm



0 dB = 61.32 = 35.75 dB

### #11\_HAC\_T-Coil\_LTE Band 13\_10M\_QPSK\_1\_0\_Ch23230\_Axial (Z)

Communication System: LTE; Frequency: 782 MHz

Medium: Air Medium parameters used:  $\sigma = 0$  S/m,  $\epsilon_r = 1$ ;  $\rho = 0$  kg/m<sup>3</sup>

Ambient Temperature : 23.7 °C

DASY5 Configuration:

- Probe: AM1DV3 - 3130; ; Calibrated: 2019/11/20
- Sensor-Surface: 0mm (Fix Surface)
- Electronics: DAE4 Sn1311; Calibrated: 2019/8/27
- Phantom: HAC Test Arch with AMCC; Type: SD HAC P01 BA;
- Measurement SW: DASY52, Version 52.10 (2);SEMCAD X Version 14.6.12 (7470)


#### General Scans/z (axial) 4.2mm 50 x 50/ABM Interpolated SNR(x,y,z) (121x121x1): Interpolated grid:

dx=1.000 mm, dy=1.000 mm

ABM1/ABM2 = 41.70 dB

ABM1 comp = -3.10 dBA/m

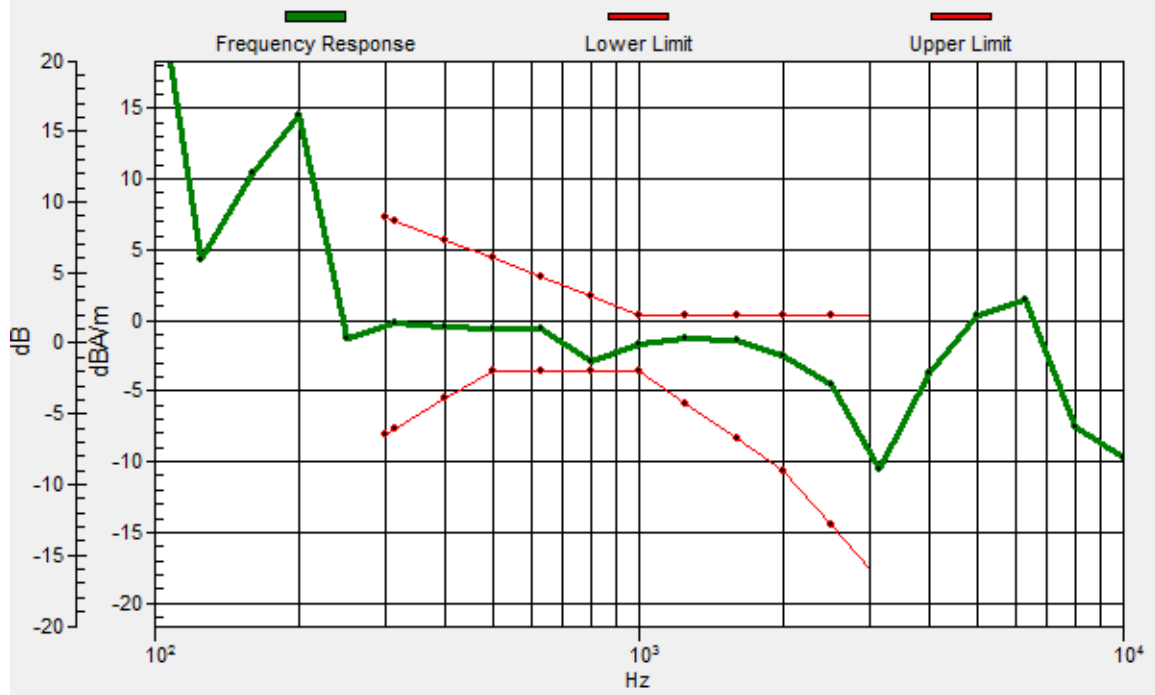
Location: 8.9, -2.6, 3.7 mm



0 dB = 121.6 = 41.70 dB

# General Scans/z (axial) wideband at best S/N/ABM Freq Resp(x,y,z,f)

Loc: 11, -4, 3.7 mm Diff: 0.7dB



## #11\_HAC\_T-Coil\_LTE Band 13\_10M\_QPSK\_1\_0\_Ch23230\_Transversal (Y)

Communication System: LTE; Frequency: 782 MHz

Medium: Air Medium parameters used:  $\sigma = 0$  S/m,  $\epsilon_r = 1$ ;  $\rho = 0$  kg/m<sup>3</sup>

Ambient Temperature : 23.7 °C

DASY5 Configuration:

- Probe: AM1DV3 - 3130; ; Calibrated: 2019/11/20
- Sensor-Surface: 0mm (Fix Surface)
- Electronics: DAE4 Sn1311; Calibrated: 2019/8/27
- Phantom: HAC Test Arch with AMCC; Type: SD HAC P01 BA;
- Measurement SW: DASY52, Version 52.10 (2);SEMCAD X Version 14.6.12 (7470)


**General Scans/y (transversal) 4.2mm 50 x 50/ABM Interpolated SNR(x,y,z) (121x121x1):** Interpolated

grid: dx=1.000 mm, dy=1.000 mm

ABM1/ABM2 = 36.29 dB

ABM1 comp = -10.99 dBA/m

Location: 8.9, 10.7, 3.7 mm



## #12\_HAC\_T-Coil\_LTE Band 48\_20M\_QPSK\_1\_0\_Ch55830\_Axial (Z)

Communication System: LTE TDD; Frequency: 3609 MHz

Medium: Air Medium parameters used:  $\sigma = 0$  S/m,  $\epsilon_r = 1$ ;  $\rho = 0$  kg/m<sup>3</sup>

Ambient Temperature : 23.7 °C

DASY5 Configuration:

- Probe: AM1DV3 - 3130; ; Calibrated: 2019/11/20
- Sensor-Surface: 0mm (Fix Surface)
- Electronics: DAE4 Sn1311; Calibrated: 2019/8/27
- Phantom: HAC Test Arch with AMCC; Type: SD HAC P01 BA;
- Measurement SW: DASY52, Version 52.10 (2);SEMCAD X Version 14.6.12 (7470)

**General Scans/z (axial) 4.2mm 50 x 50/ABM Interpolated SNR(x,y,z) (121x121x1):** Interpolated grid:

dx=1.000 mm, dy=1.000 mm

ABM1/ABM2 = 36.29 dB

ABM1 comp = -3.14 dBA/m

Location: 10.3, -0.5, 3.7 mm



# General Scans/z (axial) wideband at best S/N/ABM Freq Resp(x,y,z,f)

Loc: 11, 3, 3.7 mm Diff: 0.92dB



## #12\_HAC\_T-Coil\_LTE Band 48\_20M\_QPSK\_1\_0\_Ch55830\_Transversal (Y)

Communication System: LTE TDD; Frequency: 3609 MHz

Medium: Air Medium parameters used:  $\sigma = 0$  S/m,  $\epsilon_r = 1$ ;  $\rho = 0$  kg/m<sup>3</sup>

Ambient Temperature : 23.7 °C

DASY5 Configuration:

- Probe: AM1DV3 - 3130; ; Calibrated: 2019/11/20
- Sensor-Surface: 0mm (Fix Surface)
- Electronics: DAE4 Sn1311; Calibrated: 2019/8/27
- Phantom: HAC Test Arch with AMCC; Type: SD HAC P01 BA;
- Measurement SW: DASY52, Version 52.10 (2);SEMCAD X Version 14.6.12 (7470)

**General Scans/y (transversal) 4.2mm 50 x 50/ABM Interpolated SNR(x,y,z) (121x121x1):** Interpolated

grid: dx=1.000 mm, dy=1.000 mm

ABM1/ABM2 = 30.32 dB

ABM1 comp = -13.01 dBA/m

Location: 4, 10, 3.7 mm



### #13\_HAC\_T-Coil\_LTE Band 66\_20M\_QPSK\_1\_0\_Ch132322\_Axial (Z)

Communication System: LTE; Frequency: 1745 MHz

Medium: Air Medium parameters used:  $\sigma = 0$  S/m,  $\epsilon_r = 1$ ;  $\rho = 0$  kg/m<sup>3</sup>

Ambient Temperature : 23.7 °C

DASY5 Configuration:

- Probe: AM1DV3 - 3130; ; Calibrated: 2019/11/20
- Sensor-Surface: 0mm (Fix Surface)
- Electronics: DAE4 Sn1311; Calibrated: 2019/8/27
- Phantom: HAC Test Arch with AMCC; Type: SD HAC P01 BA;
- Measurement SW: DASY52, Version 52.10 (2);SEMCAD X Version 14.6.12 (7470)


**General Scans/z (axial) 4.2mm 50 x 50/ABM Interpolated SNR(x,y,z) (121x121x1):** Interpolated grid:

dx=1.000 mm, dy=1.000 mm

ABM1/ABM2 = 40.67 dB

ABM1 comp = -3.57 dBA/m

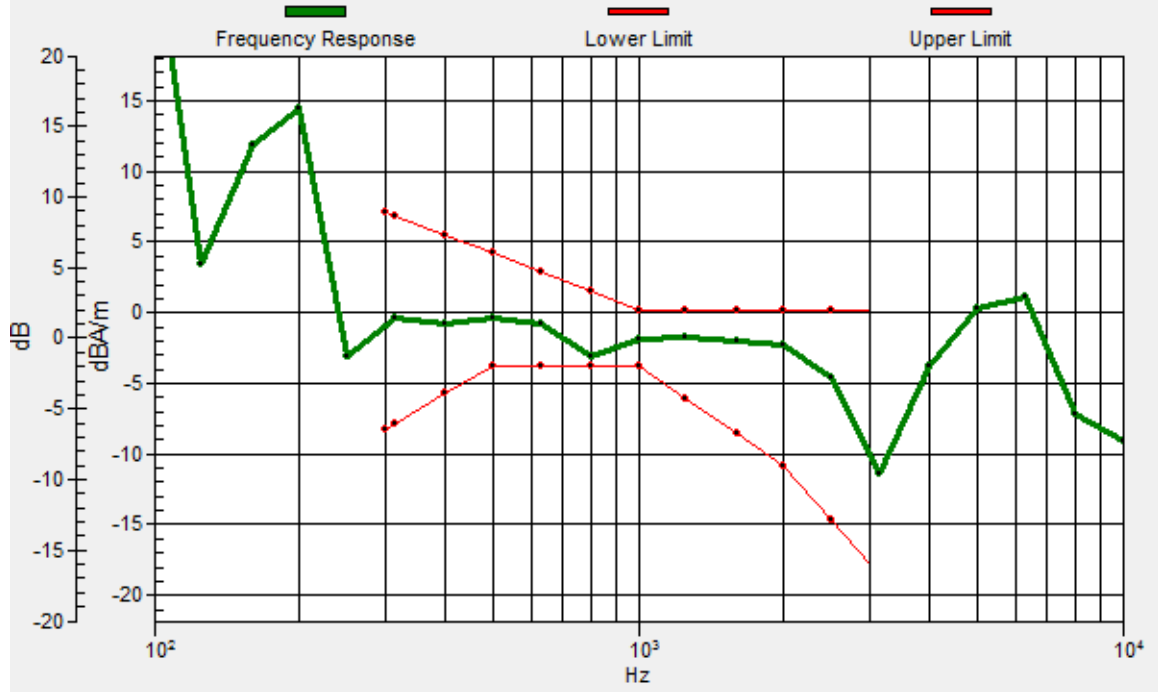
Location: 8.9, -2.6, 3.7 mm



0 dB = 108.0 = 40.67 dB

# General Scans/z (axial) wideband at best S/N/ABM Freq Resp(x,y,z,f)

Loc: 11, -4, 3.7 mm Diff: 0.73dB



### #13\_HAC\_T-Coil\_LTE Band 66\_20M\_QPSK\_1\_0\_Ch132322\_Transversal (Y)

Communication System: LTE; Frequency: 1745 MHz

Medium: Air Medium parameters used:  $\sigma = 0$  S/m,  $\epsilon_r = 1$ ;  $\rho = 0$  kg/m<sup>3</sup>

Ambient Temperature : 23.7 °C

DASY5 Configuration:

- Probe: AM1DV3 - 3130; ; Calibrated: 2019/11/20
- Sensor-Surface: 0mm (Fix Surface)
- Electronics: DAE4 Sn1311; Calibrated: 2019/8/27
- Phantom: HAC Test Arch with AMCC; Type: SD HAC P01 BA;
- Measurement SW: DASY52, Version 52.10 (2);SEMCAD X Version 14.6.12 (7470)


**General Scans/y (transversal) 4.2mm 50 x 50/ABM Interpolated SNR(x,y,z) (121x121x1):** Interpolated

grid: dx=1.000 mm, dy=1.000 mm

ABM1/ABM2 = 35.46 dB

ABM1 comp = -10.73 dBA/m

Location: 9.6, 10.7, 3.7 mm



0 dB = 59.32 = 35.46 dB

### #14\_HAC\_T-Coil\_WLAN2.4GHz\_802.11b 1Mbps\_Ch6\_Ant 1\_Axial (Z)

Communication System: 802.11b ; Frequency: 2437 MHz

Medium: Air Medium parameters used:  $\sigma = 0$  S/m,  $\epsilon_r = 1$ ;  $\rho = 0$  kg/m<sup>3</sup>

Ambient Temperature : 23.7 °C

DASY5 Configuration:

- Probe: AM1DV3 - 3130; ; Calibrated: 2019/11/20
- Sensor-Surface: 0mm (Fix Surface)
- Electronics: DAE4 Sn1311; Calibrated: 2019/8/27
- Phantom: HAC Test Arch with AMCC; Type: SD HAC P01 BA;
- Measurement SW: DASY52, Version 52.10 (2);SEMCAD X Version 14.6.12 (7470)


#### General Scans/z (axial) 4.2mm 50 x 50/ABM Interpolated SNR(x,y,z) (121x121x1): Interpolated grid:

dx=1.000 mm, dy=1.000 mm

ABM1/ABM2 = 34.10 dB

ABM1 comp = -8.65 dBA/m

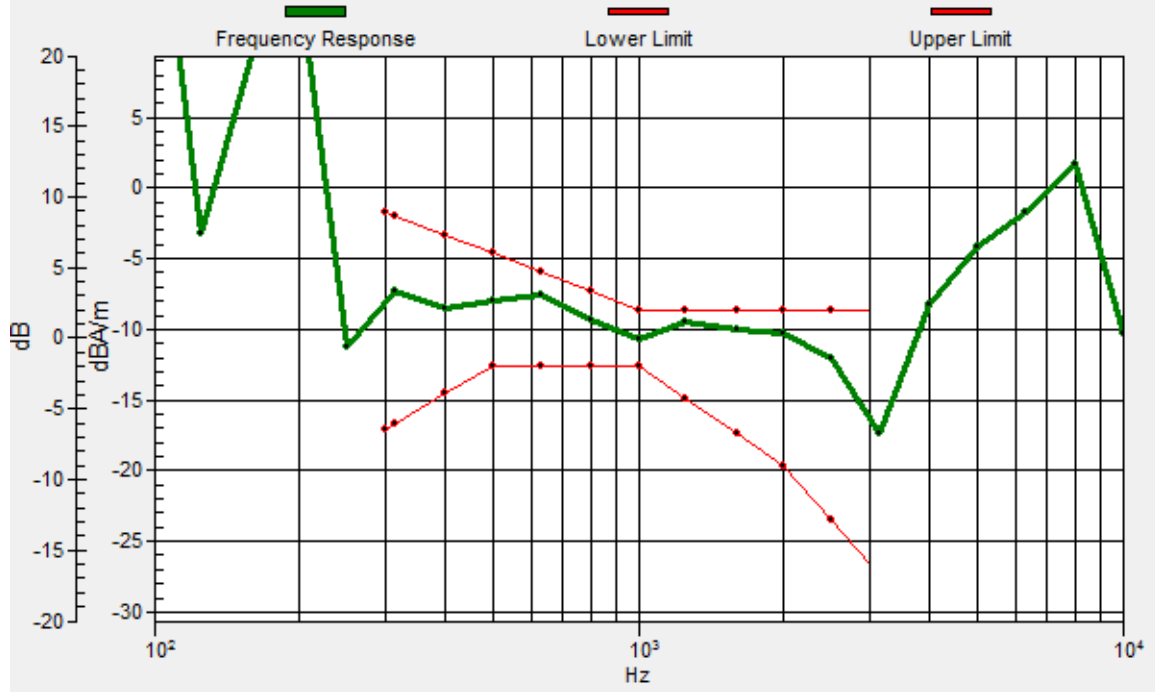
Location: 11.7, -3.3, 3.7 mm



0 dB = 50.71 = 34.10 dB

# General Scans/z (axial) wideband at best S/N/ABM Freq Resp(x,y,z,f)

Loc: 11, -4, 3.7 mm Diff: 0.89dB



## #14\_HAC\_T-Coil\_WLAN2.4GHz\_802.11b 1Mbps\_Ch6\_Ant 1\_Transversal (Y)

Communication System: 802.11b ; Frequency: 2437 MHz

Medium: Air Medium parameters used:  $\sigma = 0$  S/m,  $\epsilon_r = 1$ ;  $\rho = 0$  kg/m<sup>3</sup>

Ambient Temperature : 23.7 °C

DASY5 Configuration:

- Probe: AM1DV3 - 3130; ; Calibrated: 2019/11/20
- Sensor-Surface: 0mm (Fix Surface)
- Electronics: DAE4 Sn1311; Calibrated: 2019/8/27
- Phantom: HAC Test Arch with AMCC; Type: SD HAC P01 BA;
- Measurement SW: DASY52, Version 52.10 (2);SEMCAD X Version 14.6.12 (7470)


**General Scans/y (transversal) 4.2mm 50 x 50/ABM Interpolated SNR(x,y,z) (121x121x1):** Interpolated

grid: dx=1.000 mm, dy=1.000 mm

ABM1/ABM2 = 32.71 dB

ABM1 comp = -14.62 dBA/m

Location: 11.7, 9.3, 3.7 mm



0 dB = 43.20 = 32.71 dB

## #15\_HAC\_T-Coil\_WLAN5GHz\_802.11a 6Mbps\_Ch40\_Ant 1\_Axial (Z)

Communication System: 802.11a; Frequency: 5200 MHz

Medium: Air Medium parameters used:  $\sigma = 0$  S/m,  $\epsilon_r = 1$ ;  $\rho = 0$  kg/m<sup>3</sup>

Ambient Temperature : 23.7 °C

DASY5 Configuration:

- Probe: AM1DV3 - 3130; ; Calibrated: 2019/11/20
- Sensor-Surface: 0mm (Fix Surface)
- Electronics: DAE4 Sn1311; Calibrated: 2019/8/27
- Phantom: HAC Test Arch with AMCC; Type: SD HAC P01 BA;
- Measurement SW: DASY52, Version 52.10 (2);SEMCAD X Version 14.6.12 (7470)


**General Scans/z (axial) 4.2mm 50 x 50/ABM Interpolated SNR(x,y,z) (121x121x1):** Interpolated grid:

dx=1.000 mm, dy=1.000 mm

ABM1/ABM2 = 35.74 dB

ABM1 comp = -13.19 dBA/m

Location: 4, 2.3, 3.7 mm



0 dB = 61.25 = 35.74 dB

# General Scans/z (axial) wideband at best S/N/ABM Freq Resp(x,y,z,f)

Loc: 4, 3, 3.7 mm Diff: 0.86dB



## #15\_HAC\_T-Coil\_WLAN5GHz\_802.11a 6Mbps\_Ch40\_Ant 1\_Transversal (Y)

Communication System: 802.11a; Frequency: 5200 MHz

Medium: Air Medium parameters used:  $\sigma = 0$  S/m,  $\epsilon_r = 1$ ;  $\rho = 0$  kg/m<sup>3</sup>

Ambient Temperature : 23.7 °C

DASY5 Configuration:

- Probe: AM1DV3 - 3130; ; Calibrated: 2019/11/20
- Sensor-Surface: 0mm (Fix Surface)
- Electronics: DAE4 Sn1311; Calibrated: 2019/8/27
- Phantom: HAC Test Arch with AMCC; Type: SD HAC P01 BA;
- Measurement SW: DASY52, Version 52.10 (2);SEMCAD X Version 14.6.12 (7470)


**General Scans/y (transversal) 4.2mm 50 x 50/ABM Interpolated SNR(x,y,z) (121x121x1):** Interpolated

grid: dx=1.000 mm, dy=1.000 mm

ABM1/ABM2 = 31.49 dB

ABM1 comp = -16.94 dBA/m

Location: 4, -11, 3.7 mm



0 dB = 37.55 = 31.49 dB

## #16\_HAC\_T-Coil\_WLAN5GHz\_802.11a 6Mbps\_Ch60\_Ant 1\_Axial (Z)

Communication System: 802.11a; Frequency: 5300 MHz

Medium: Air Medium parameters used:  $\sigma = 0$  S/m,  $\epsilon_r = 1$ ;  $\rho = 0$  kg/m<sup>3</sup>

Ambient Temperature : 23.7 °C

DASY5 Configuration:

- Probe: AM1DV3 - 3130; ; Calibrated: 2019/11/20
- Sensor-Surface: 0mm (Fix Surface)
- Electronics: DAE4 Sn1311; Calibrated: 2019/8/27
- Phantom: HAC Test Arch with AMCC; Type: SD HAC P01 BA;
- Measurement SW: DASY52, Version 52.10 (2);SEMCAD X Version 14.6.12 (7470)


**General Scans/z (axial) 4.2mm 50 x 50/ABM Interpolated SNR(x,y,z) (121x121x1):** Interpolated grid:

dx=1.000 mm, dy=1.000 mm

ABM1/ABM2 = 40.14 dB

ABM1 comp = -8.39 dBA/m

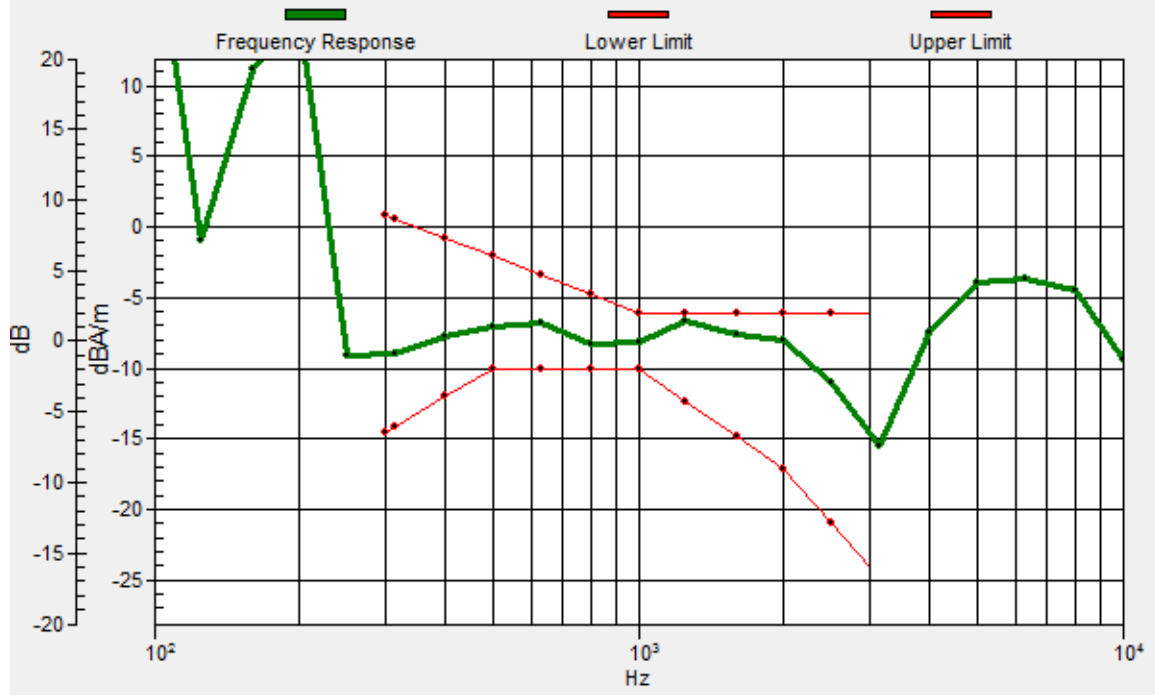
Location: 9.6, -2.6, 3.7 mm



0 dB = 101.7 = 40.15 dB

# General Scans/z (axial) wideband at best S/N/ABM Freq Resp(x,y,z,f)

Loc: 11, -4, 3.7 mm Diff: 0.63dB



## #16\_HAC\_T-Coil\_WLAN5GHz\_802.11a 6Mbps\_Ch60\_Ant 1\_Transversal (Y)

Communication System: 802.11a; Frequency: 5300 MHz

Medium: Air Medium parameters used:  $\sigma = 0$  S/m,  $\epsilon_r = 1$ ;  $\rho = 0$  kg/m<sup>3</sup>

Ambient Temperature : 23.7 °C

DASY5 Configuration:

- Probe: AM1DV3 - 3130; ; Calibrated: 2019/11/20
- Sensor-Surface: 0mm (Fix Surface)
- Electronics: DAE4 Sn1311; Calibrated: 2019/8/27
- Phantom: HAC Test Arch with AMCC; Type: SD HAC P01 BA;
- Measurement SW: DASY52, Version 52.10 (2);SEMCAD X Version 14.6.12 (7470)


**General Scans/y (transversal) 4.2mm 50 x 50/ABM Interpolated SNR(x,y,z) (121x121x1):** Interpolated

grid: dx=1.000 mm, dy=1.000 mm

ABM1/ABM2 = 31.57 dB

ABM1 comp = -16.50 dBA/m

Location: 6.1, 9.3, 3.7 mm



0 dB = 37.90 = 31.57 dB

### #17\_HAC\_T-Coil\_WLAN5GHz\_802.11a 6Mbps\_Ch124\_Ant 1\_Axial (Z)

Communication System: 802.11a; Frequency: 5620 MHz

Medium: Air Medium parameters used:  $\sigma = 0$  S/m,  $\epsilon_r = 1$ ;  $\rho = 0$  kg/m<sup>3</sup>

Ambient Temperature : 23.7 °C

DASY5 Configuration:

- Probe: AM1DV3 - 3130; ; Calibrated: 2019/11/20
- Sensor-Surface: 0mm (Fix Surface)
- Electronics: DAE4 Sn1311; Calibrated: 2019/8/27
- Phantom: HAC Test Arch with AMCC; Type: SD HAC P01 BA;
- Measurement SW: DASY52, Version 52.10 (2);SEMCAD X Version 14.6.12 (7470)


**General Scans/z (axial) 4.2mm 50 x 50/ABM Interpolated SNR(x,y,z) (121x121x1):** Interpolated grid:

dx=1.000 mm, dy=1.000 mm

ABM1/ABM2 = 39.32 dB

ABM1 comp = -6.79 dBA/m

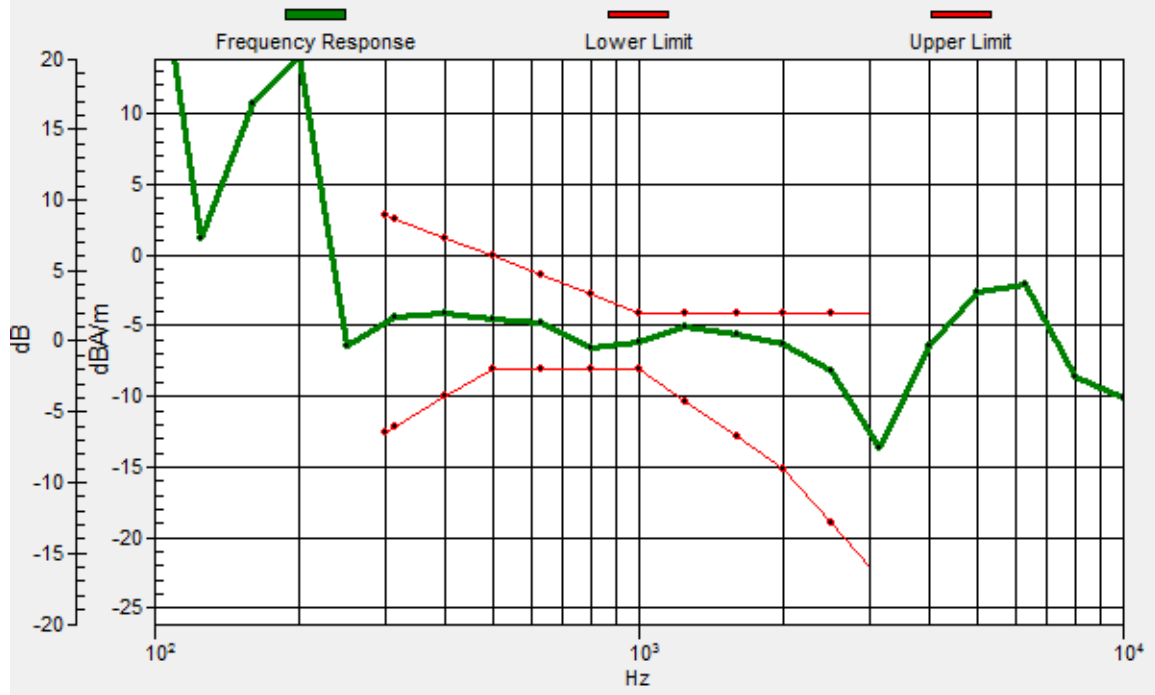
Location: 11, -1.2, 3.7 mm



0 dB = 92.47 = 39.32 dB

# General Scans/z (axial) wideband at best S/N/ABM Freq Resp(x,y,z,f)

Loc: 11, -4, 3.7 mm Diff: 0.99dB



## #17\_HAC\_T-Coil\_WLAN5GHz\_802.11a 6Mbps\_Ch124\_Ant 1\_Transversal (Y)

Communication System: 802.11a; Frequency: 5620 MHz

Medium: Air Medium parameters used:  $\sigma = 0$  S/m,  $\epsilon_r = 1$ ;  $\rho = 0$  kg/m<sup>3</sup>

Ambient Temperature : 23.7 °C

DASY5 Configuration:

- Probe: AM1DV3 - 3130; ; Calibrated: 2019/11/20
- Sensor-Surface: 0mm (Fix Surface)
- Electronics: DAE4 Sn1311; Calibrated: 2019/8/27
- Phantom: HAC Test Arch with AMCC; Type: SD HAC P01 BA;
- Measurement SW: DASY52, Version 52.10 (2);SEMCAD X Version 14.6.12 (7470)


**General Scans/y (transversal) 4.2mm 50 x 50/ABM Interpolated SNR(x,y,z) (121x121x1):** Interpolated

grid: dx=1.000 mm, dy=1.000 mm

ABM1/ABM2 = 32.35 dB

ABM1 comp = -14.92 dBA/m

Location: 8.9, 9.3, 3.7 mm



0 dB = 41.42 = 32.34 dB

### #18\_HAC\_T-Coil\_WLAN5GHz\_802.11a 6Mbps\_Ch157\_Ant 1\_Axial (Z)

Communication System: 802.11a; Frequency: 5785 MHz

Medium: Air Medium parameters used:  $\sigma = 0$  S/m,  $\epsilon_r = 1$ ;  $\rho = 0$  kg/m<sup>3</sup>

Ambient Temperature : 23.7 °C

DASY5 Configuration:

- Probe: AM1DV3 - 3130; ; Calibrated: 2019/11/20
- Sensor-Surface: 0mm (Fix Surface)
- Electronics: DAE4 Sn1311; Calibrated: 2019/8/27
- Phantom: HAC Test Arch with AMCC; Type: SD HAC P01 BA;
- Measurement SW: DASY52, Version 52.10 (2);SEMCAD X Version 14.6.12 (7470)


**General Scans/z (axial) 4.2mm 50 x 50/ABM Interpolated SNR(x,y,z) (121x121x1):** Interpolated grid:

dx=1.000 mm, dy=1.000 mm

ABM1/ABM2 = 37.00 dB

ABM1 comp = -7.26 dBA/m

Location: 8.9, -1.2, 3.7 mm



0 dB = 70.82 = 37.00 dB

# General Scans/z (axial) wideband at best S/N/ABM Freq Resp(x,y,z,f)

Loc: 11, -4, 3.7 mm Diff: 0.7dB

