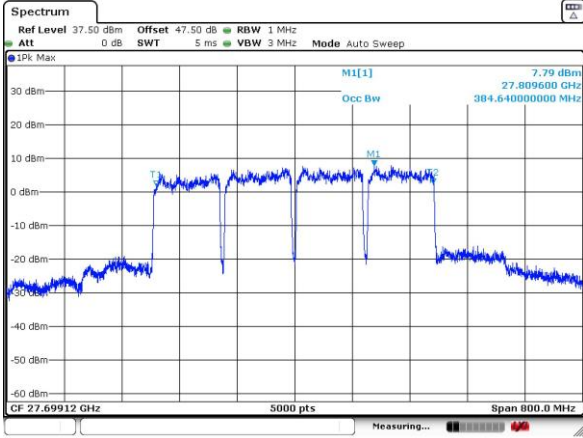




Module 0 AG1

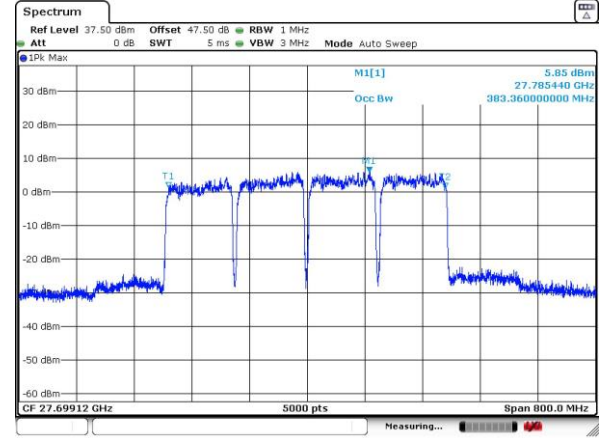
NR Band n261

Lowest Channel / 400MHz / QPSK



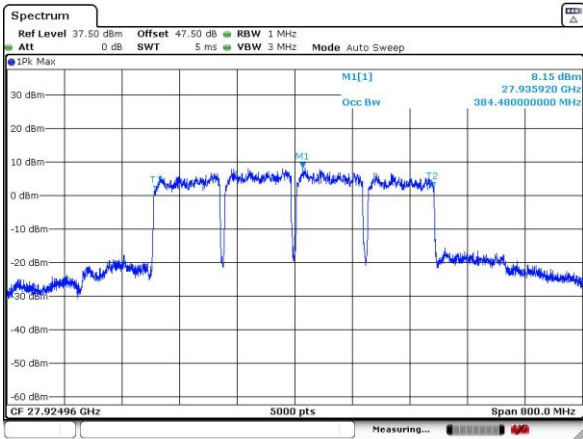
Date: 9.FEB.2020 03:41:41

Lowest Channel / 400MHz / 16QAM



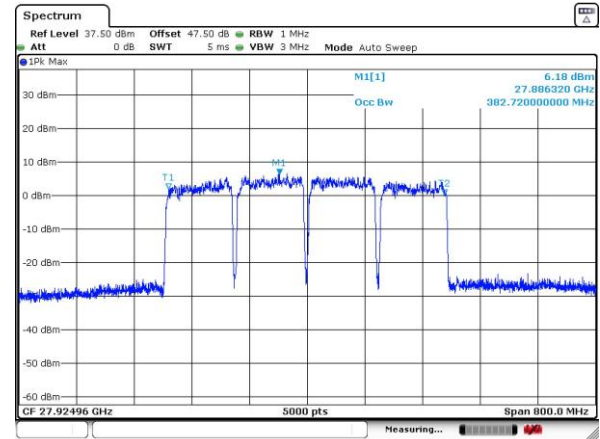
Date: 9.FEB.2020 03:41:07

Middle Channel / 400MHz / QPSK



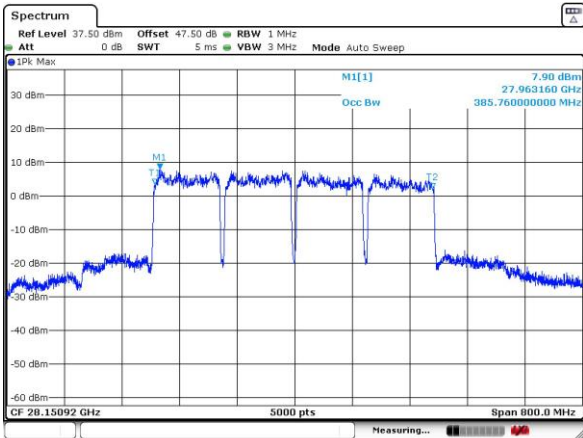
Date: 9.FEB.2020 04:04:42

Middle Channel / 400MHz / 16QAM



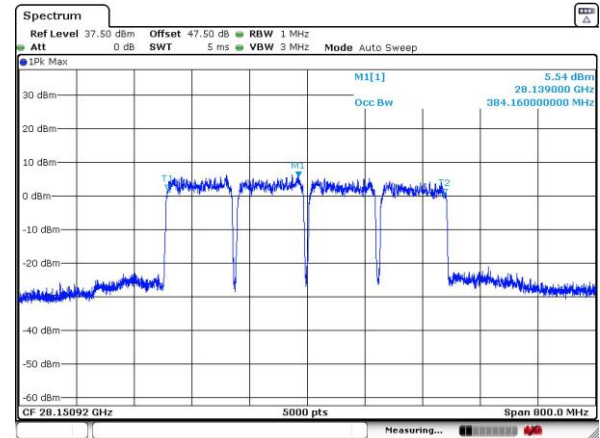
Date: 9.FEB.2020 04:04:06

Highest Channel / 400MHz / QPSK



Date: 9.FEB.2020 03:53:04

Highest Channel / 400MHz / 16QAM



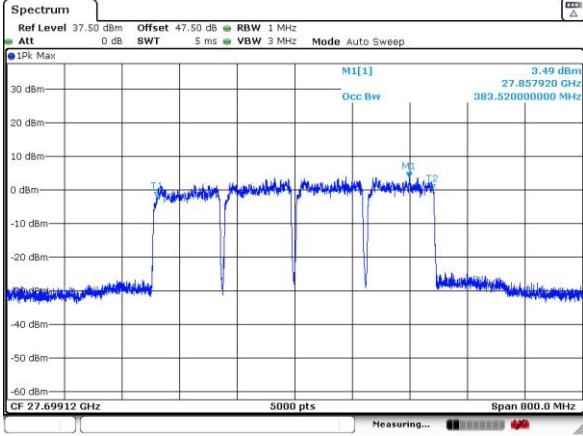
Date: 9.FEB.2020 03:52:33



Module 0 AG1

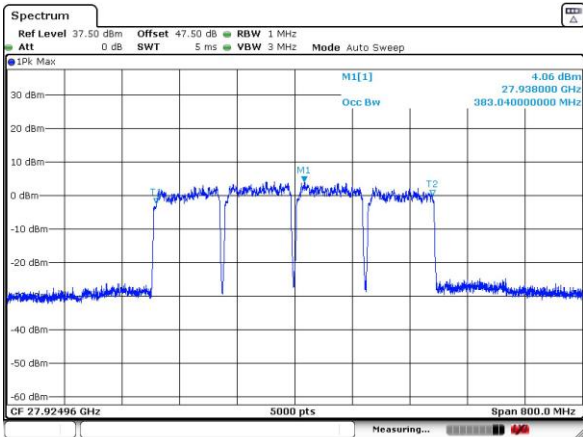
NR Band n261

Lowest Channel / 400MHz / 64QAM



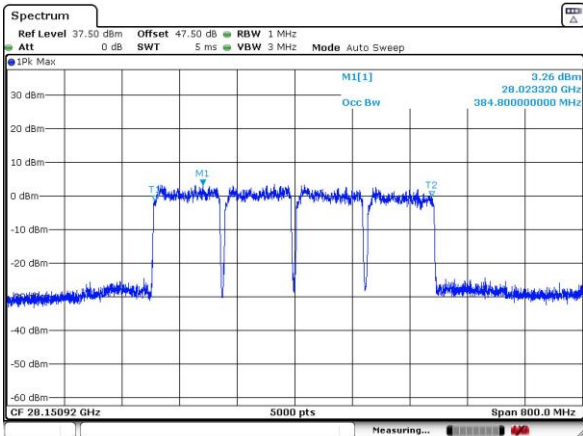
intentionally blank

Middle Channel / 400MHz / 64QAM



intentionally blank

Highest Channel / 400MHz / 64QAM



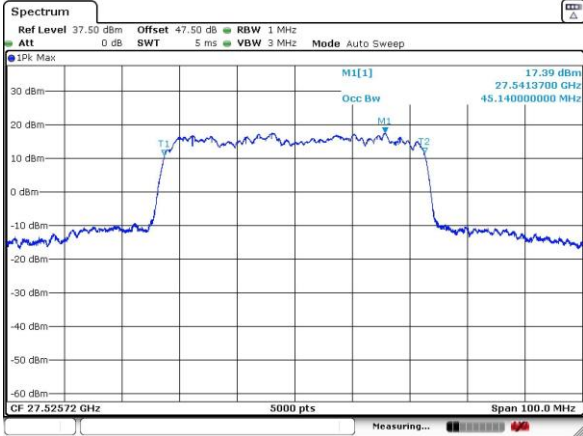
intentionally blank



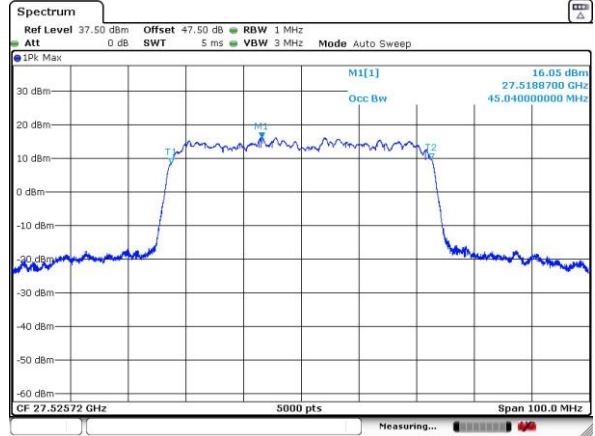
Module 1 AGO

NR Band n261

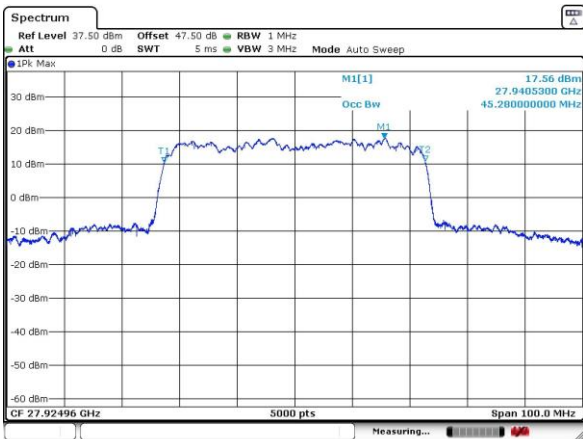
Lowest Channel / 50MHz / QPSK



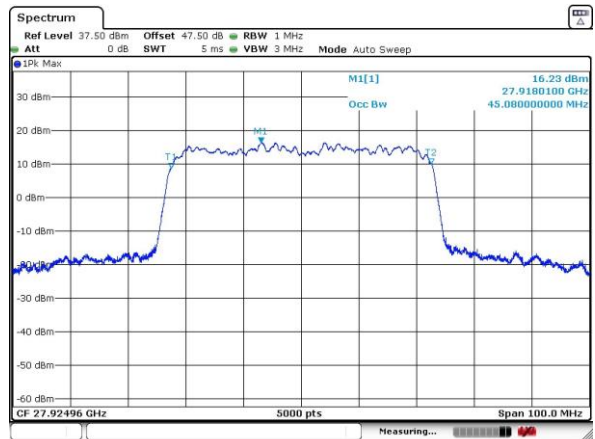
Lowest Channel / 50MHz / 16QAM



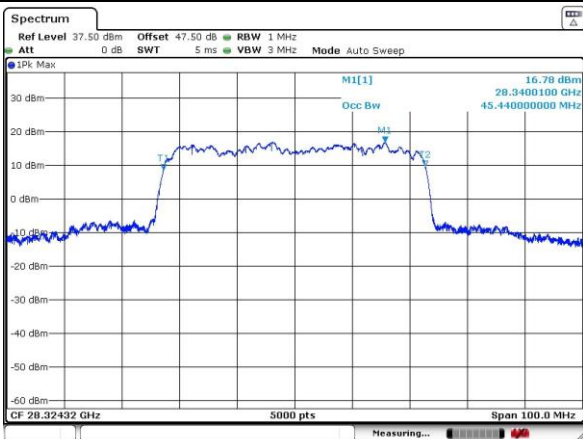
Middle Channel / 50MHz / QPSK



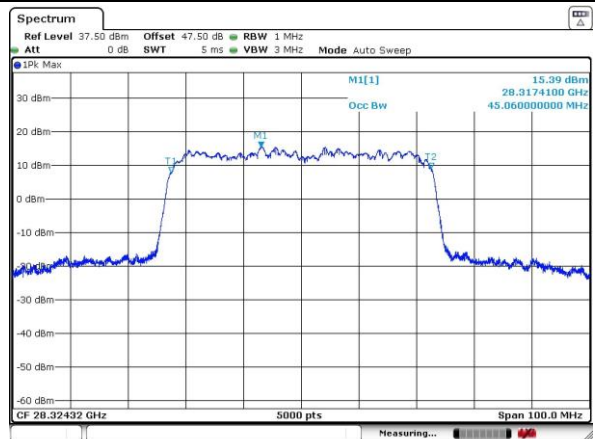
Middle Channel / 50MHz / 16QAM



Highest Channel / 50MHz / QPSK



Highest Channel / 50MHz / 16QAM

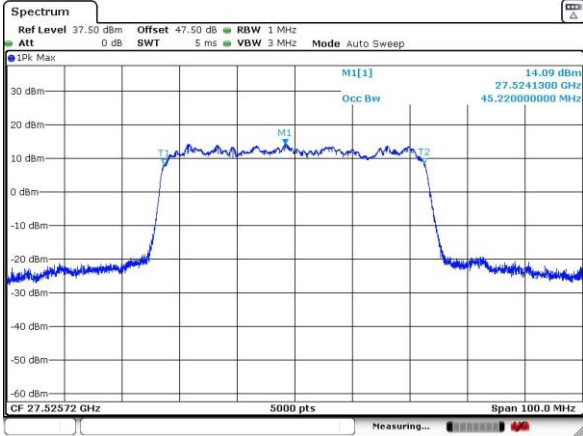




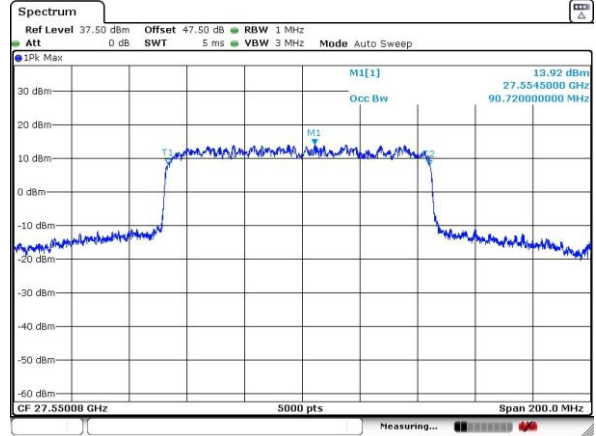
Module 1 AGO

NR Band n261

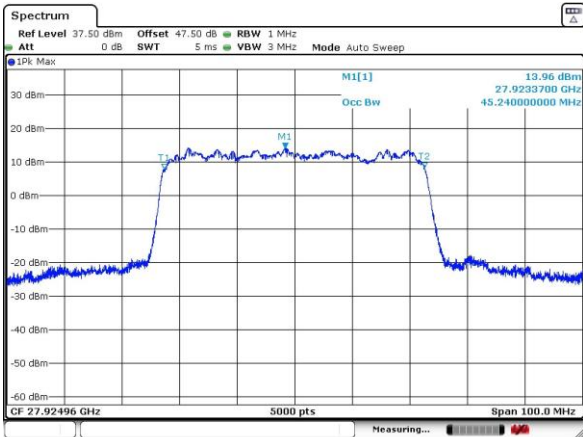
Lowest Channel / 50MHz / 64QAM



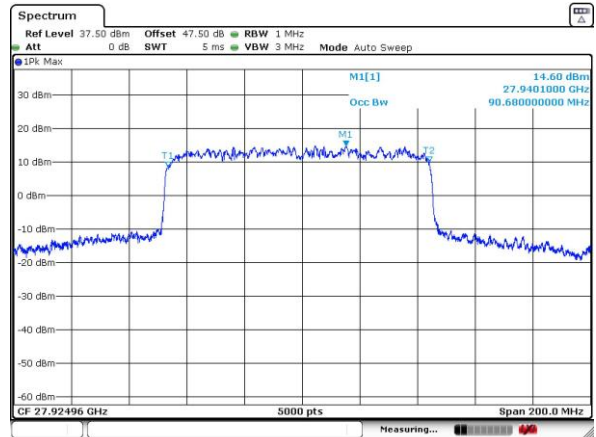
Lowest Channel / 100MHz / QPSK



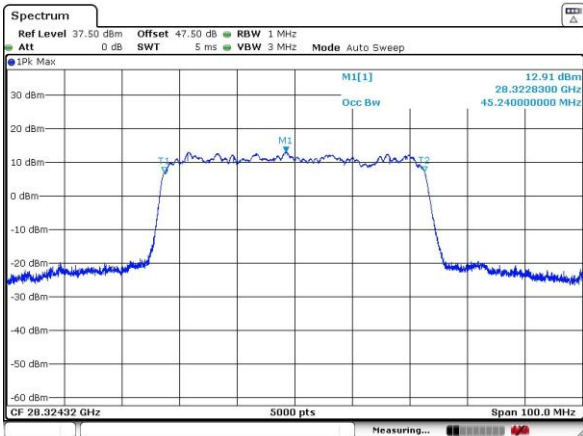
Middle Channel / 50MHz / 64QAM



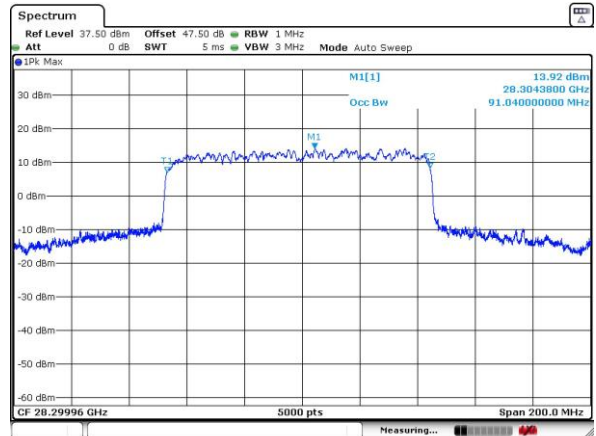
Middle Channel / 100MHz / QPSK



Highest Channel / 50MHz / 64QAM



Highest Channel / 100MHz / QPSK

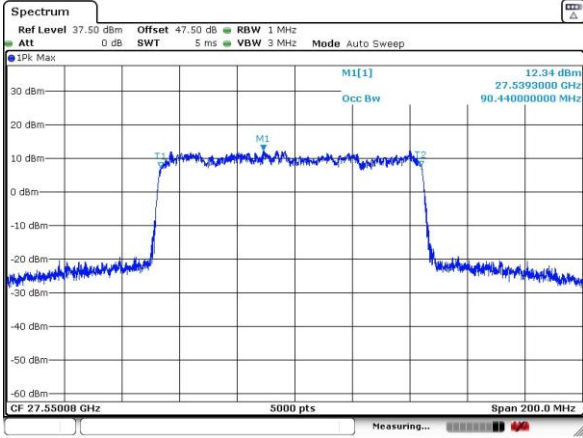




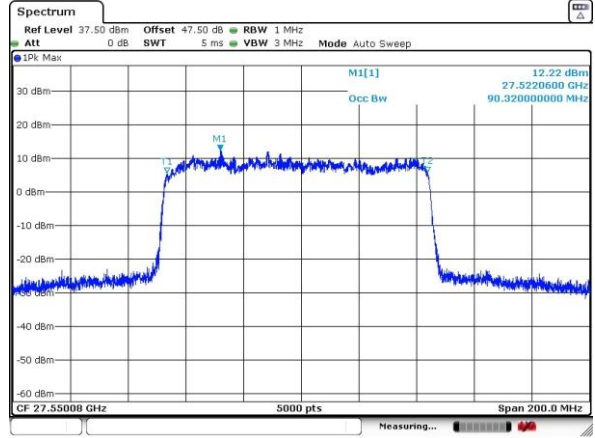
Module 1 AGO

NR Band n261

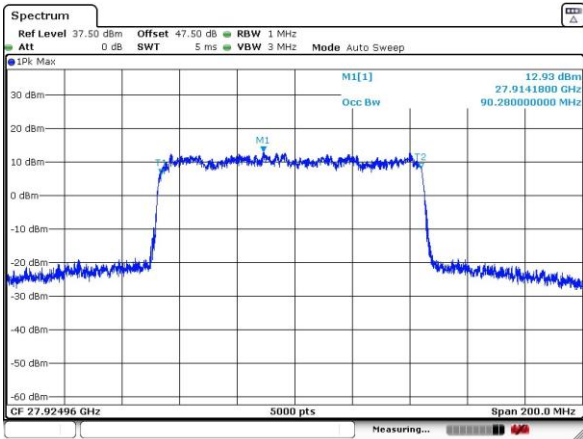
Lowest Channel / 100MHz / 16QAM



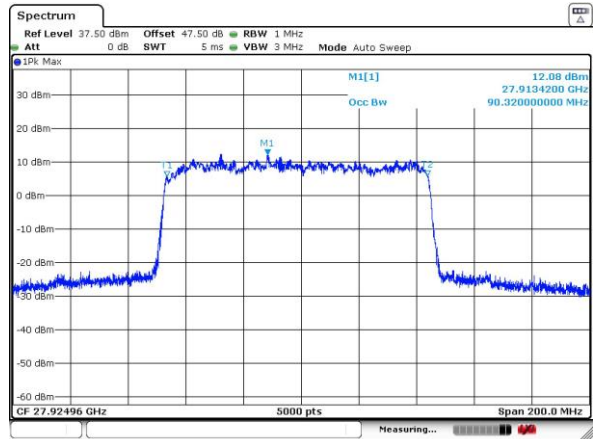
Lowest Channel / 100MHz / 64QAM



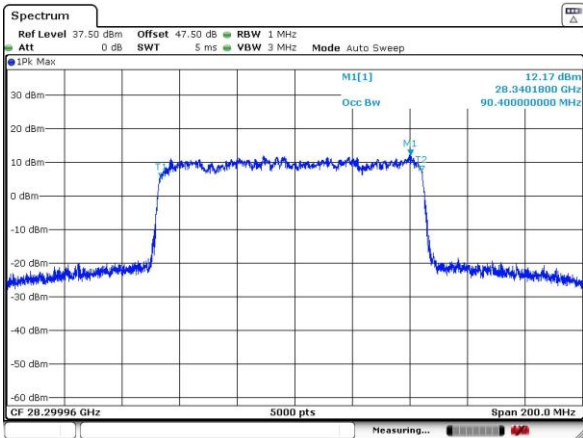
Middle Channel / 100MHz / 16QAM



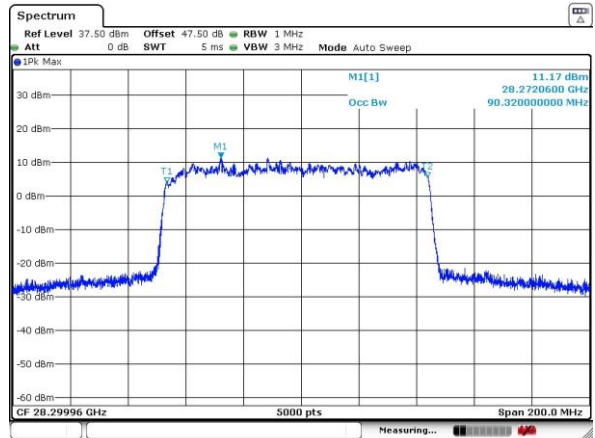
Middle Channel / 100MHz / 64QAM



Highest Channel / 100MHz / 16QAM



Highest Channel / 100MHz / 64QAM

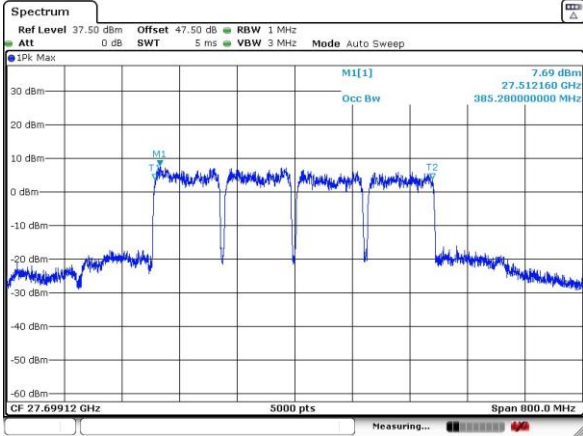




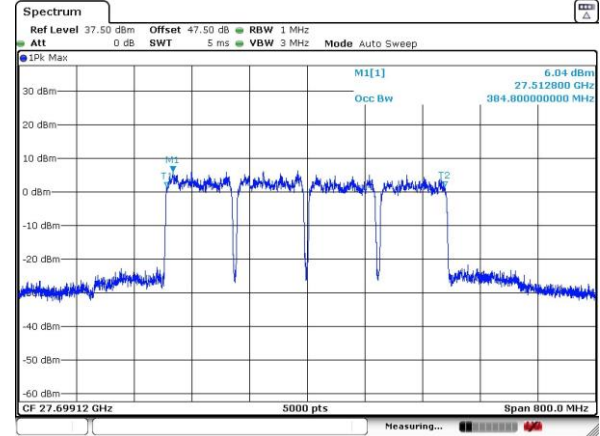
Module 1 AGO

NR Band n261

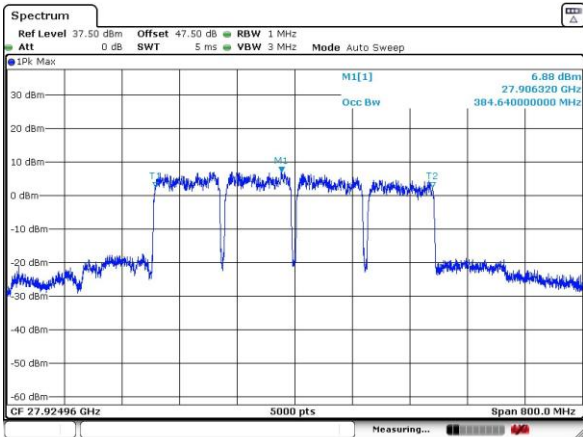
Lowest Channel / 400MHz / QPSK



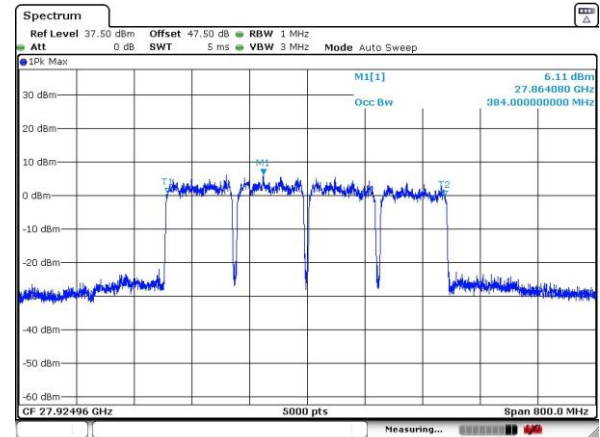
Lowest Channel / 400MHz / 16QAM



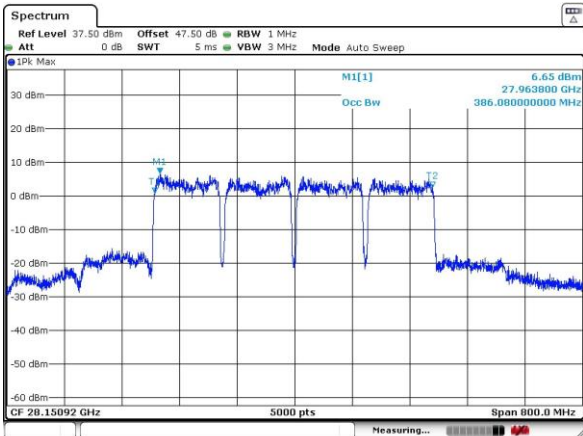
Middle Channel / 400MHz / QPSK



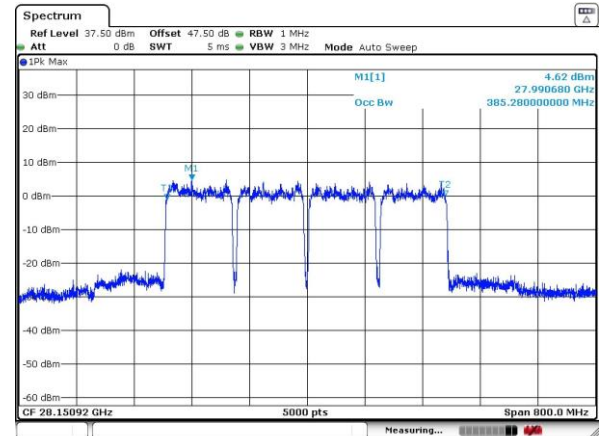
Middle Channel / 400MHz / 16QAM



Highest Channel / 400MHz / QPSK



Highest Channel / 400MHz / 16QAM

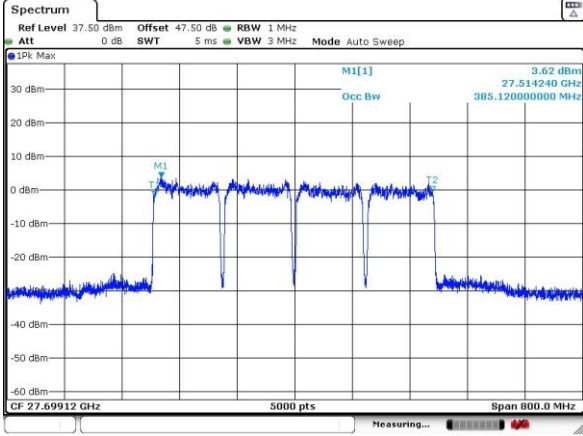




Module 1 AGO

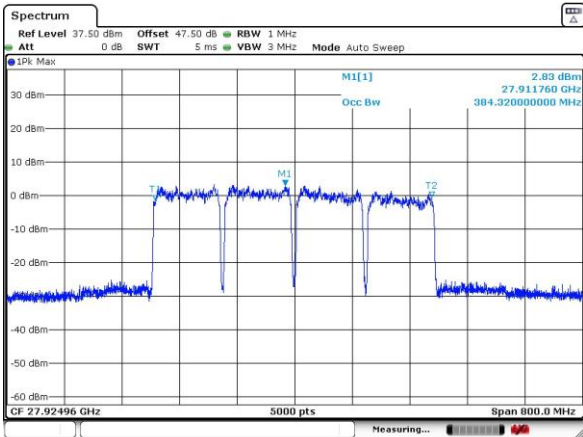
NR Band n261

Lowest Channel / 400MHz / 64QAM



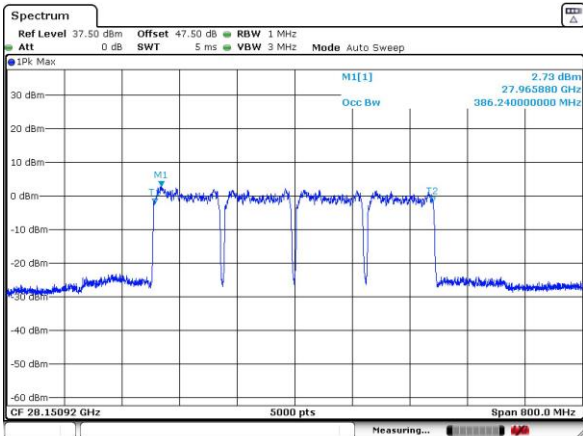
intentionally blank

Middle Channel / 400MHz / 64QAM



intentionally blank

Highest Channel / 400MHz / 64QAM



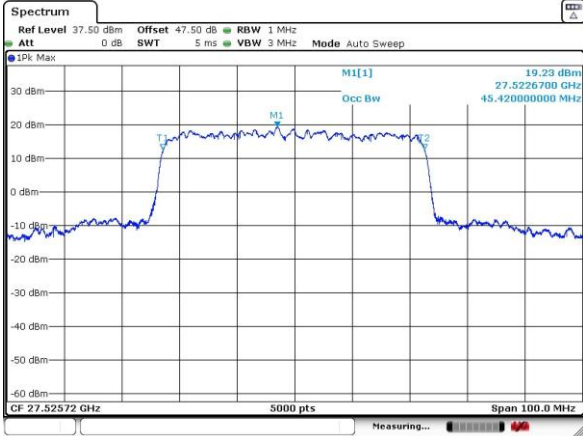
intentionally blank



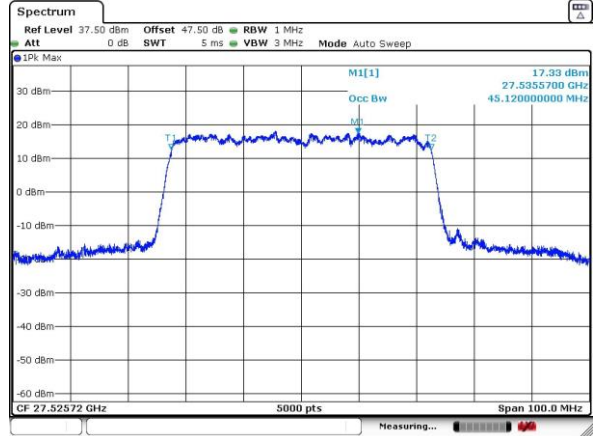
Module 1 AG1

NR Band n261

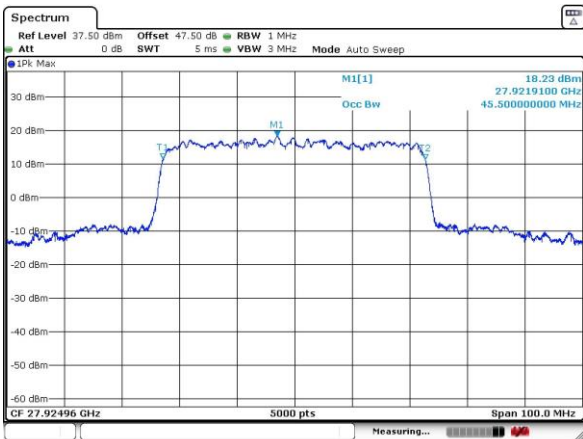
Lowest Channel / 50MHz / QPSK



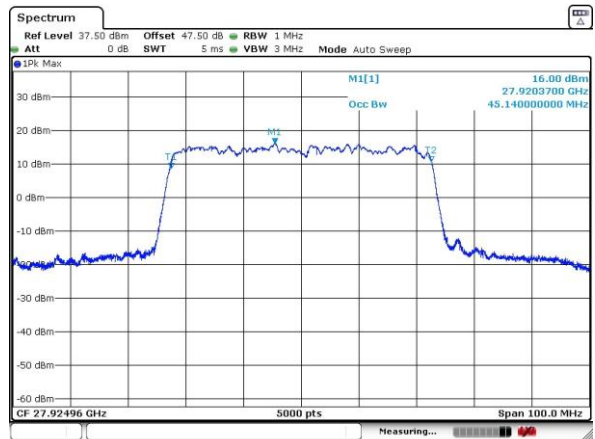
Lowest Channel / 50MHz / 16QAM



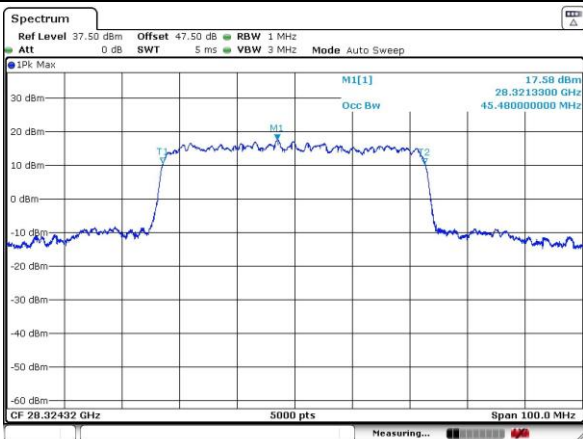
Middle Channel / 50MHz / QPSK



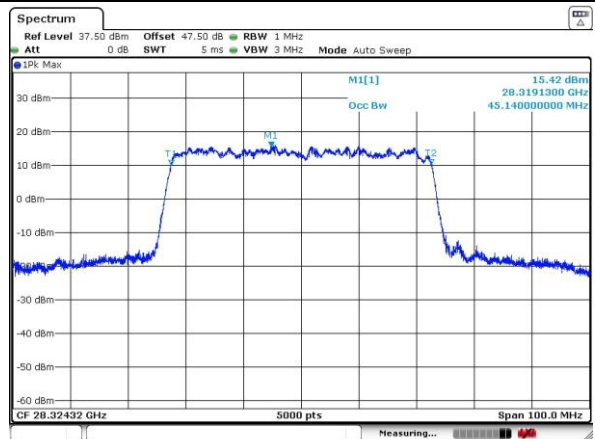
Middle Channel / 50MHz / 16QAM



Highest Channel / 50MHz / QPSK



Highest Channel / 50MHz / 16QAM

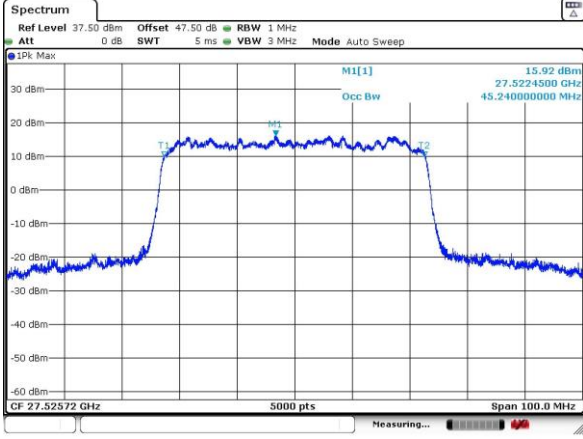




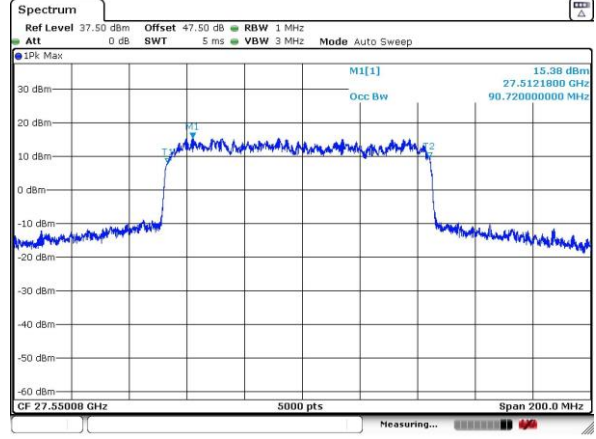
Module 1 AG1

NR Band n261

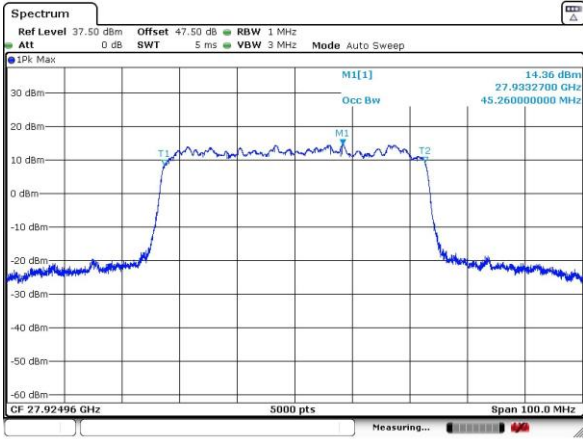
Lowest Channel / 50MHz / 64QAM



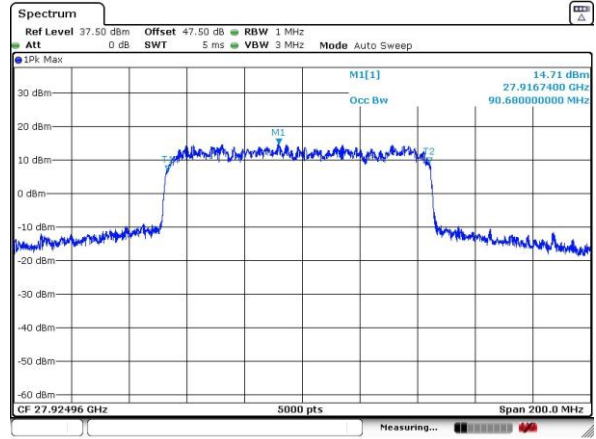
Lowest Channel / 100MHz / QPSK



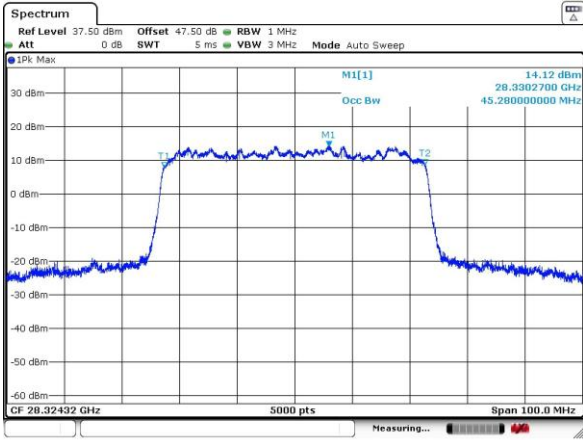
Middle Channel / 50MHz / 64QAM



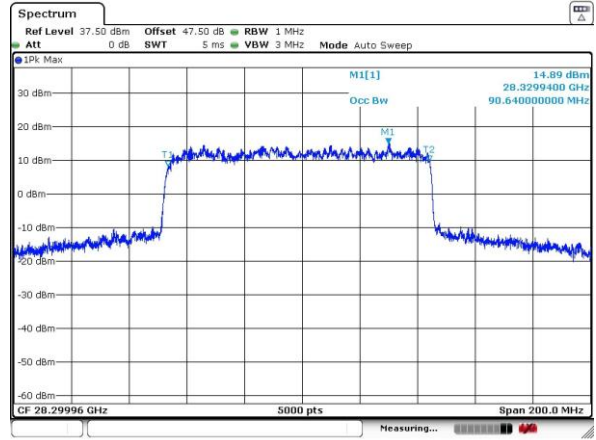
Middle Channel / 100MHz / QPSK



Highest Channel / 50MHz / 64QAM



Highest Channel / 100MHz / QPSK

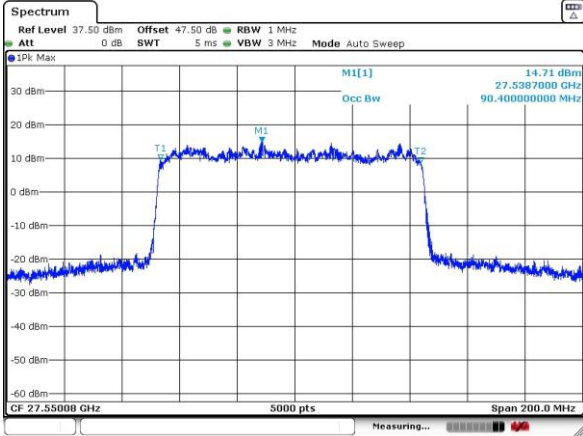




Module 1 AG1

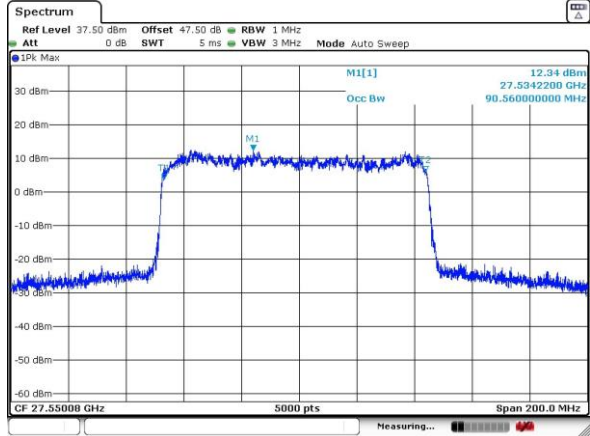
NR Band n261

Lowest Channel / 100MHz / 16QAM



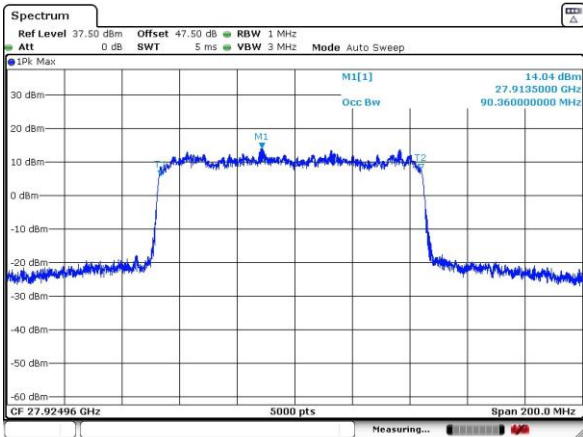
Date: 7.FEB.2020 23:28:39

Lowest Channel / 100MHz / 64QAM



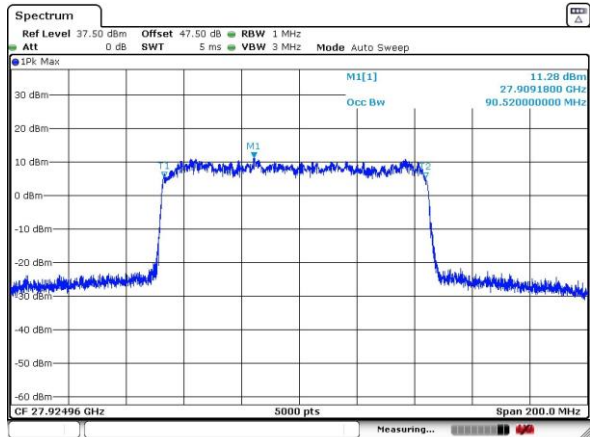
Date: 7.FEB.2020 23:29:02

Middle Channel / 100MHz / 16QAM



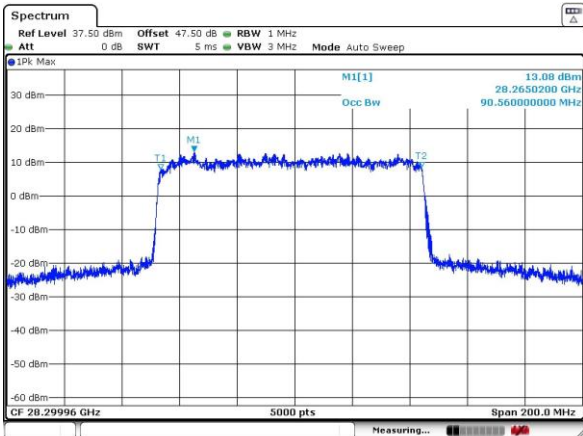
Date: 7.FEB.2020 23:20:30

Middle Channel / 100MHz / 64QAM



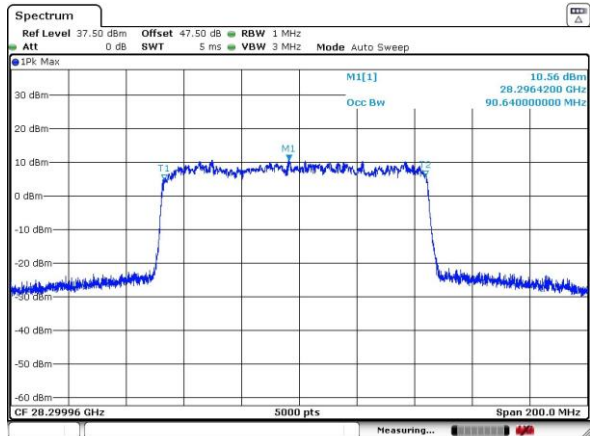
Date: 7.FEB.2020 23:20:52

Highest Channel / 100MHz / 16QAM



Date: 8.FEB.2020 01:04:49

Highest Channel / 100MHz / 64QAM



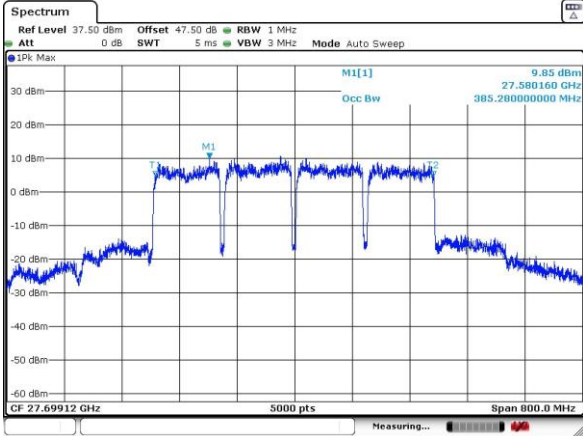
Date: 8.FEB.2020 01:05:16



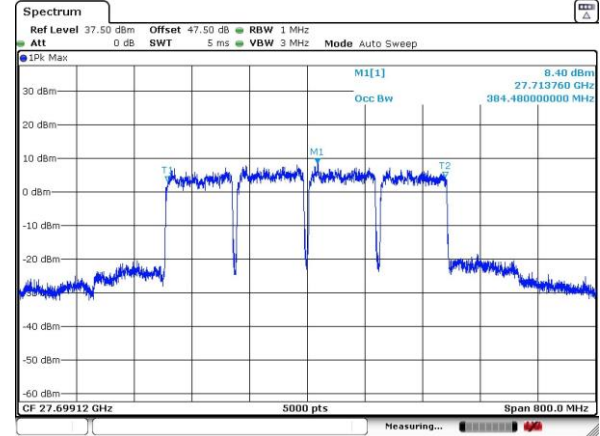
Module 1 AG1

NR Band n261

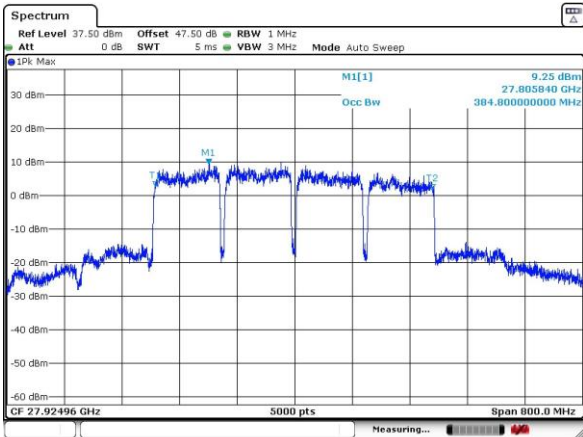
Lowest Channel / 400MHz / QPSK



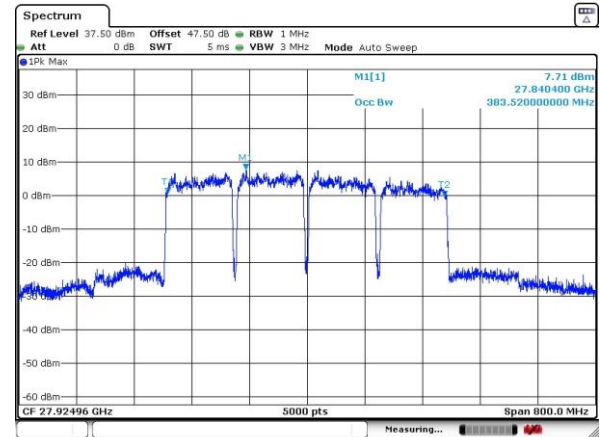
Lowest Channel / 400MHz / 16QAM



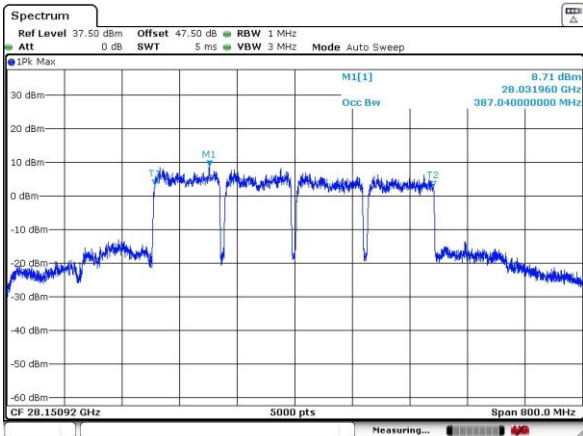
Middle Channel / 400MHz / QPSK



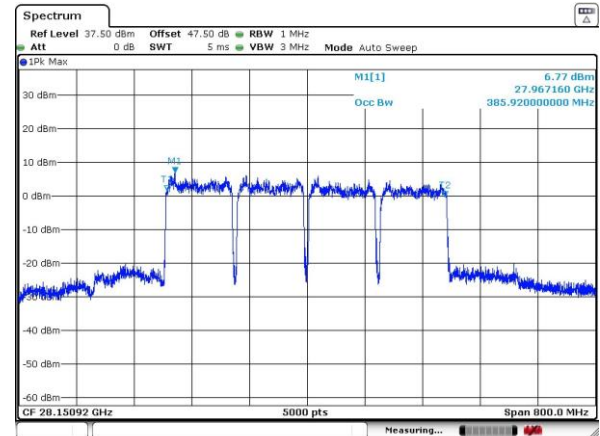
Middle Channel / 400MHz / 16QAM



Highest Channel / 400MHz / QPSK



Highest Channel / 400MHz / 16QAM

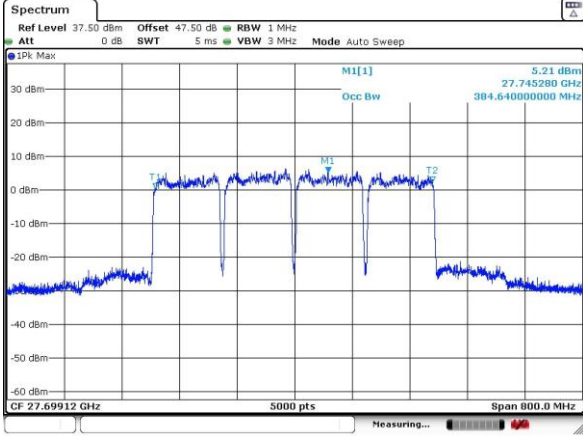




Module 1 AG1

NR Band n261

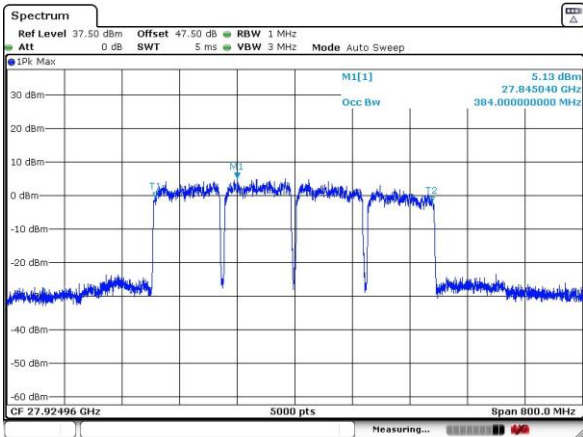
Lowest Channel / 400MHz / 64QAM



Date: 8.FEB.2020 03:33:09

intentionally blank

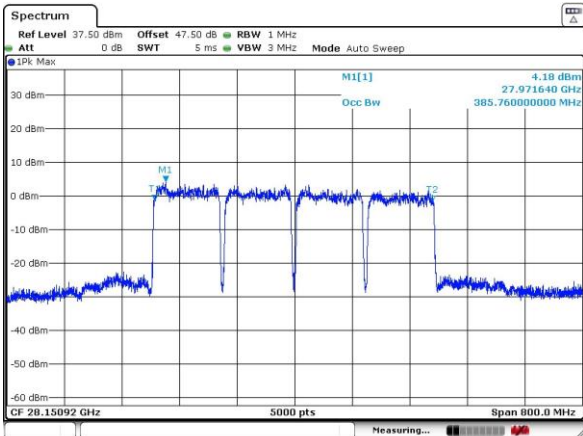
Middle Channel / 400MHz / 64QAM



Date: 8.FEB.2020 03:22:17

intentionally blank

Highest Channel / 400MHz / 64QAM



Date: 8.FEB.2020 04:01:23

intentionally blank



**Radiated Out of Band Emissions**

Mode			Module 0 AG0 NR Band n261 : BE (dBm)								
BW			50MHz			100MHz			400MHz		
Mod.			QPSK	16QAM	64QAM	QPSK	16QAM	64QAM	QPSK	16QAM	64QAM
Limit (dBm)											
Low CH	0~10%OB	≤ -5	-26.79	-25.75	-28.40	-27.00	-23.16	-23.73	-36.63	-42.27	-43.81
	>10%OB	≤ -13	-27.18	-40.94	-42.25	-28.73	-40.48	-42.39	-36.96	-42.58	-44.31
High CH	0~10%OB	≤ -5	-25.09	-26.32	-28.32	-20.70	-23.51	-24.76	-45.58	-45.49	-45.37
	>10%OB	≤ -13	-26.21	-41.27	-41.95	-40.87	-40.83	-41.13	-45.23	-45.40	-45.41
Result			Compliance								

Mode			Module 0 AG1 NR Band n261 : BE (dBm)								
BW			50MHz			100MHz			400MHz		
Limit (dBm)			QPSK	16QAM	64QAM	QPSK	16QAM	64QAM	QPSK	16QAM	64QAM
Low CH	0~10%OB	≤ -5	-30.89	-26.76	-29.92	-20.81	-23.90	-24.90	-36.81	-42.36	-43.86
	>10%OB	≤ -13	-31.43	-34.63	-36.70	-33.83	-34.45	-36.55	-37.31	-42.71	-43.83
High CH	0~10%OB	≤ -5	-27.74	-26.28	-29.00	-21.42	-24.36	-25.14	-45.56	-45.61	-45.62
	>10%OB	≤ -13	-29.10	-38.90	-39.95	-38.49	-39.20	-40.03	-45.26	-45.32	-45.46
Result			Compliance								

Mode			Module 1 AG0 NR Band n261 : BE (dBm)								
BW			50MHz			100MHz			400MHz		
Limit (dBm)			QPSK	16QAM	64QAM	QPSK	16QAM	64QAM	QPSK	16QAM	64QAM
Low CH	0~10%OB	≤ -5	-25.14	-22.38	-26.06	-17.25	-20.16	-22.01	-33.33	-39.27	-41.50
	>10%OB	≤ -13	-25.19	-35.85	-38.17	-36.01	-35.90	-38.21	-33.48	-39.67	-41.66
High CH	0~10%OB	≤ -5	-20.01	-24.63	-26.41	-25.36	-22.67	-23.11	-33.39	-39.01	-40.76
	>10%OB	≤ -13	-24.71	-38.87	-39.84	-27.59	-39.38	-40.44	-35.56	-40.34	-41.58
Result			Compliance								

Mode			Module 1 AG1 NR Band n261 : BE (dBm)								
BW			50MHz			100MHz			400MHz		
Limit (dBm)			QPSK	16QAM	64QAM	QPSK	16QAM	64QAM	QPSK	16QAM	64QAM
Low CH	0~10%OB	≤ -5	-23.18	-20.64	-23.89	-17.41	-19.06	-20.95	-30.00	-36.60	-39.84
	>10%OB	≤ -13	-23.08	-29.65	-33.02	-31.96	-31.92	-33.67	-30.30	-36.88	-39.92
High CH	0~10%OB	≤ -5	-23.13	-23.06	-26.44	-19.12	-21.15	-23.58	-29.35	-35.83	-38.86
	>10%OB	≤ -13	-25.11	-34.94	-36.65	-35.72	-35.51	-37.13	-32.34	-37.96	-39.99
Result			Compliance								



The antenna gain information provided by manufacturer is listed as below.

Band	Beam ID	Antenna	Gain (dBi)
n261	19	Module 0	8.6
	147	Back	8.7
	24	Module 1	7.0
	151	Top	6.8
n260	19	Module 0	6.3
	149	Back	6.0
	23	Module 1	8.1
	151	Top	7.8

The antenna gains were offset to the spectrum analyser for band edge measurement. The subtracted levels from measured EIRP to determine an equivalent conductive power level is compared directly with the Part 30.203 emission limits.

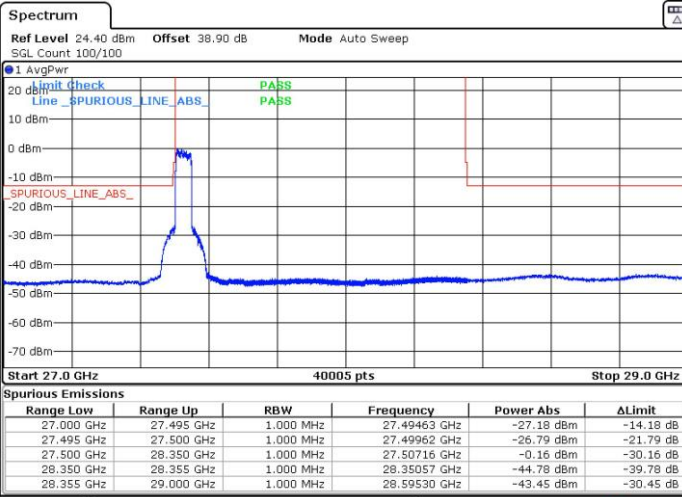
Note: Conducted Offset(dBm/MHz) = EIRP Offset(dBm/MHz) – Antenna Gain (dBi)



Module 0 AGO

NR Band n261 / 50MHz / QPSK

Lowest Band Edge / Full RB



Date: 9.FEB.2020 00:44:09

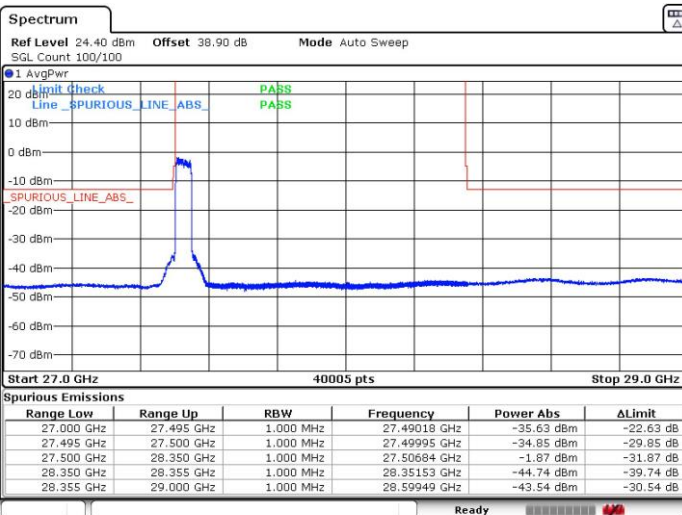
Highest Band Edge / Full RB



Date: 9.FEB.2020 00:54:13

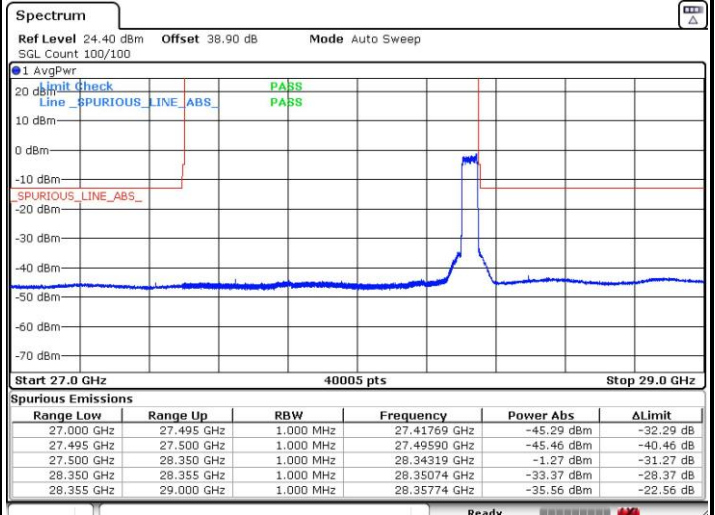
NR Band n261 / 50MHz / 16QAM

Lowest Band Edge / Full RB



Date: 9.FEB.2020 00:43:39

Highest Band Edge / Full RB



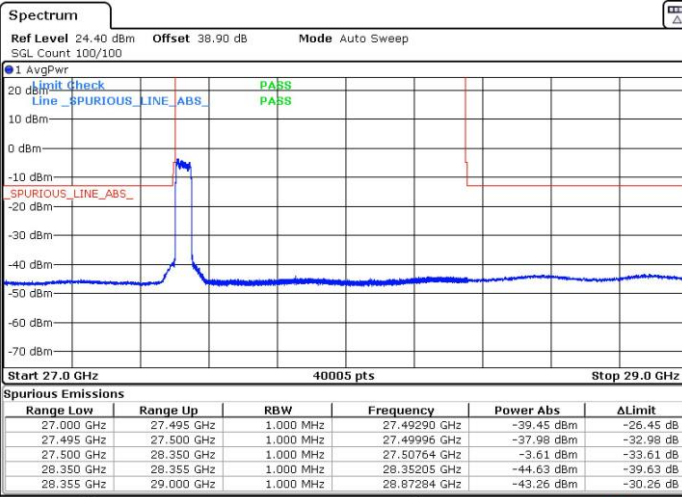
Date: 9.FEB.2020 00:54:55



Module 0 AGO

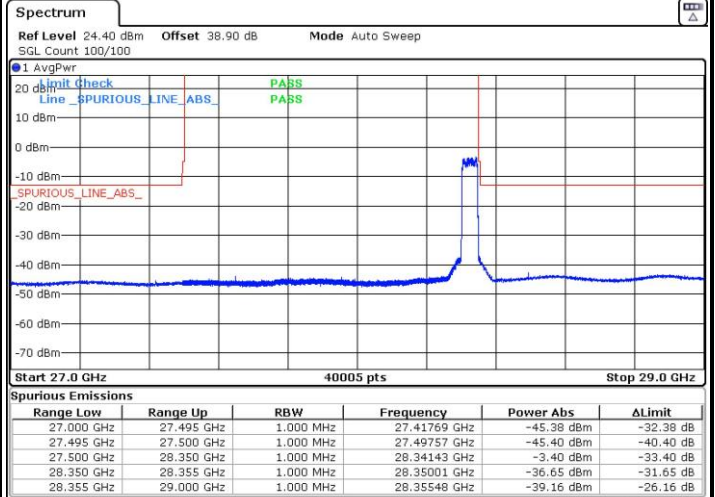
NR Band n261 / 50MHz / 64QAM

Lowest Band Edge / Full RB



Date: 9.FEB.2020 00:42:58

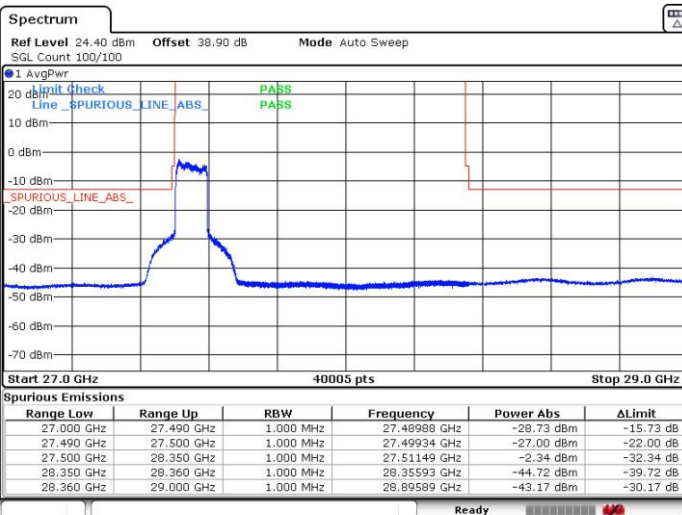
Highest Band Edge / Full RB



Date: 9.FEB.2020 00:55:26

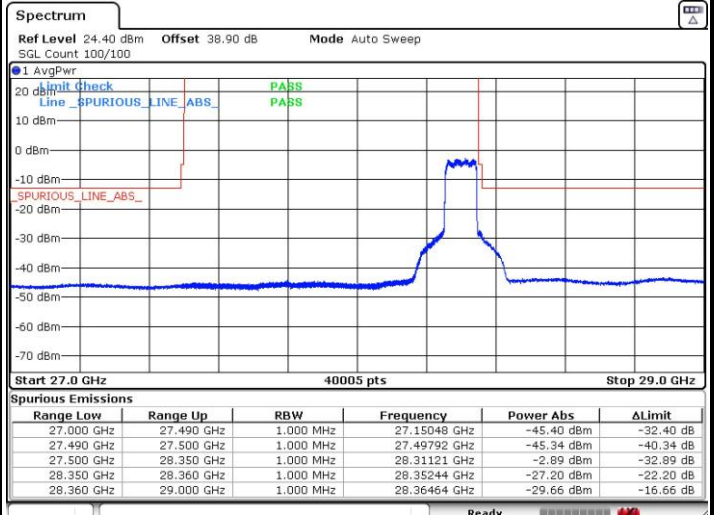
NR Band n261 / 100MHz / QPSK

Lowest Band Edge / Full RB



Date: 8.FEB.2020 23:58:22

Highest Band Edge / Full RB



Date: 9.FEB.2020 00:11:45



Module 0 AGO

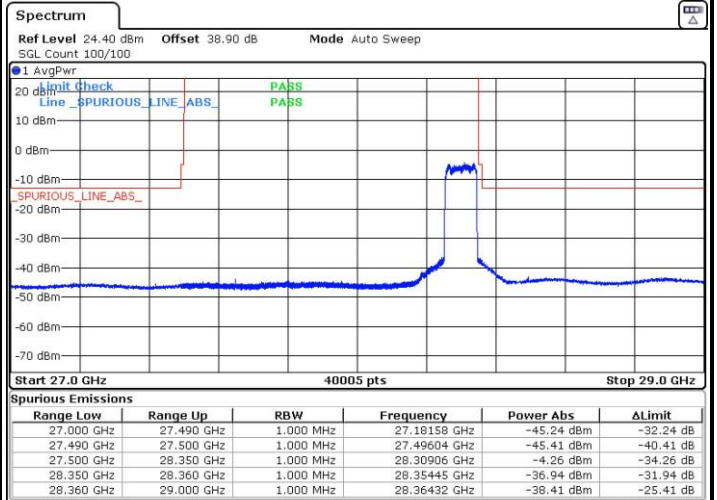
NR Band n261 / 100MHz / 16QAM

Lowest Band Edge / Full RB



Date: 8.FEB.2020 23:57:36

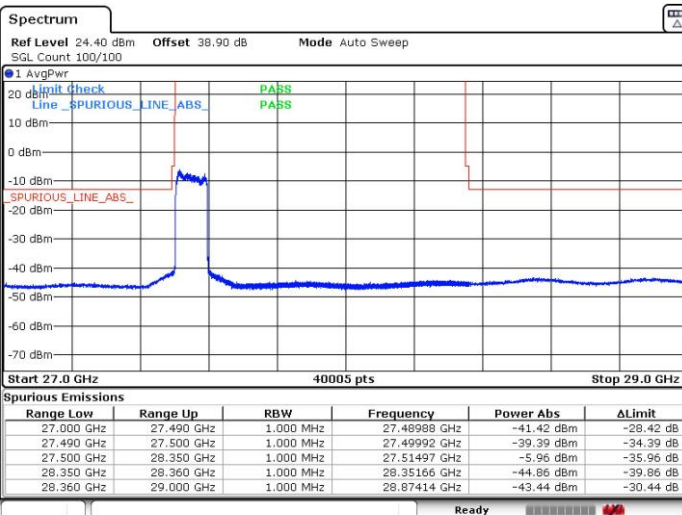
Highest Band Edge / Full RB



Date: 9.FEB.2020 00:11:16

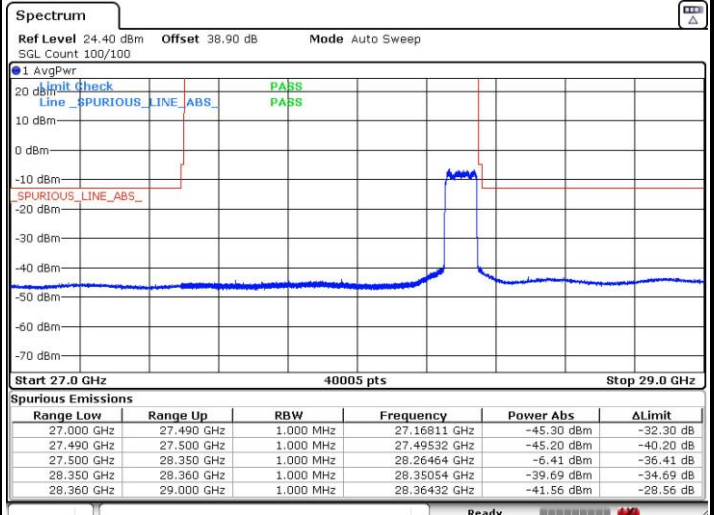
NR Band n261 / 100MHz / 64QAM

Lowest Band Edge / Full RB



Date: 8.FEB.2020 23:50:48

Highest Band Edge / Full RB



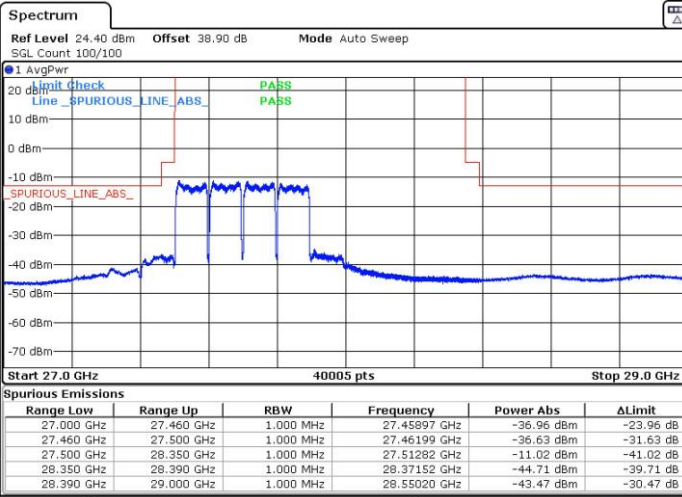
Date: 9.FEB.2020 00:10:36



Module 0 AGO

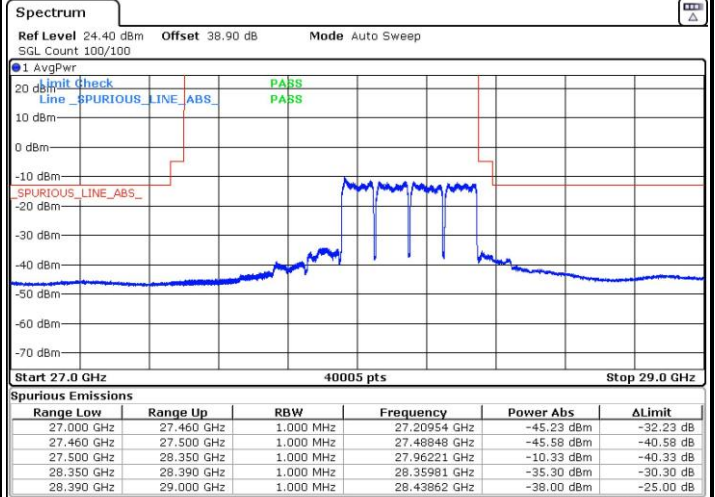
NR Band n261 / 400MHz / QPSK

Lowest Band Edge / Full RB



Date: 9.FEB.2020 01:14:02

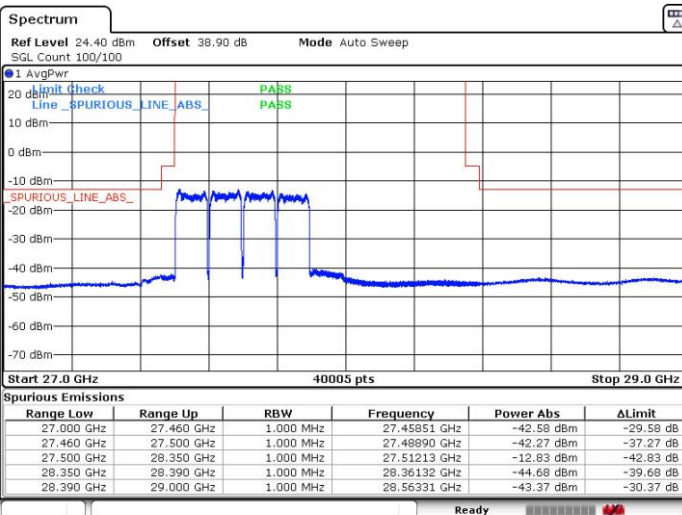
Highest Band Edge / Full RB



Date: 9.FEB.2020 01:23:08

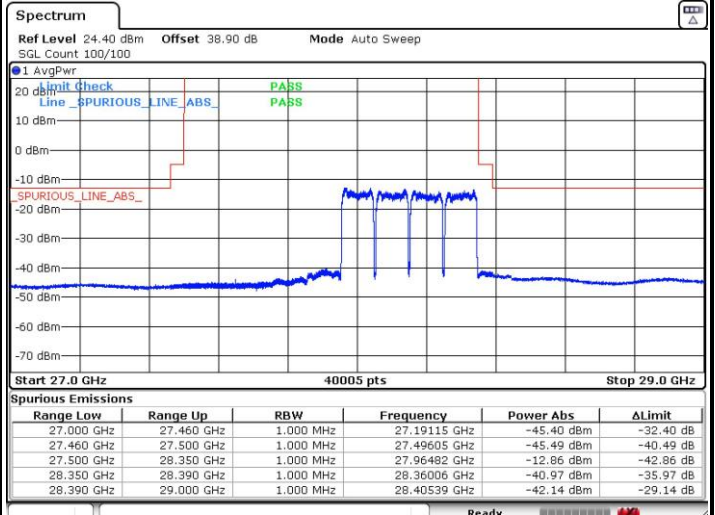
NR Band n261 / 400MHz / 16QAM

Lowest Band Edge / Full RB



Date: 9.FEB.2020 01:14:55

Highest Band Edge / Full RB



Date: 9.FEB.2020 01:34:04

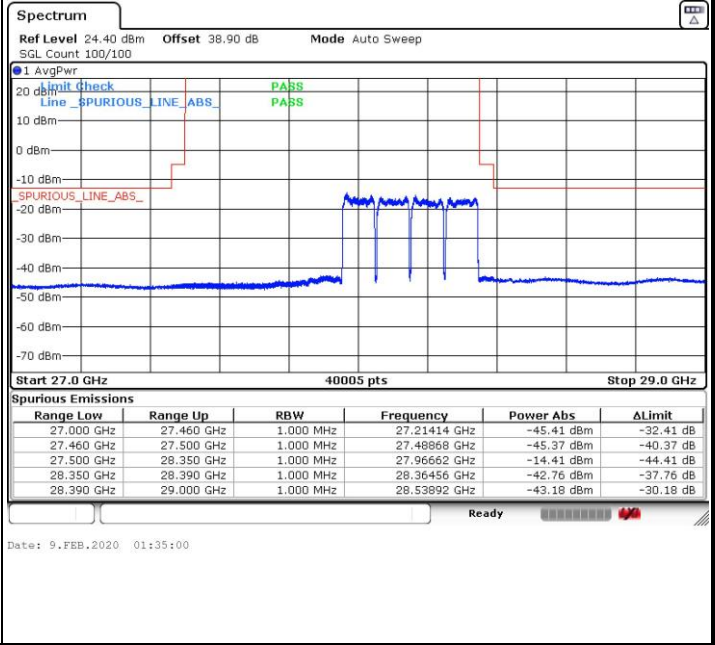
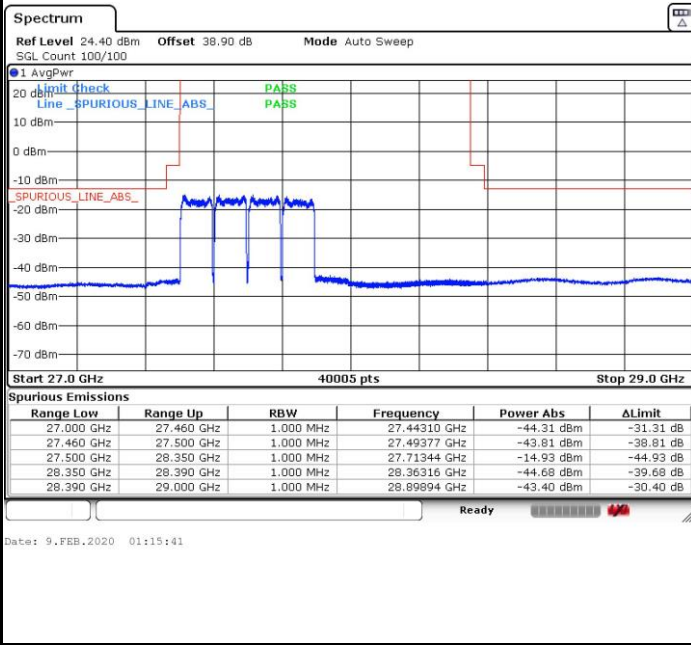


Module 0 AGO

NR Band n261 / 400MHz / 64QAM

Lowest Band Edge / Full RB

Highest Band Edge / Full RB

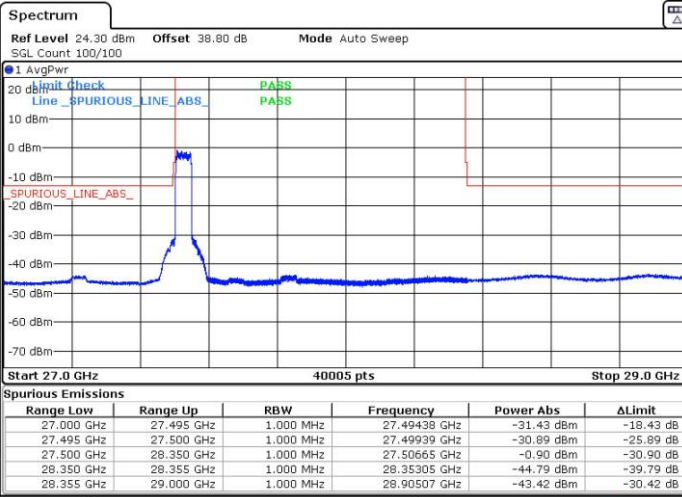




Module 0 AG1

NR Band n261 / 50MHz / QPSK

Lowest Band Edge / Full RB



Date: 9.FEB.2020 03:30:26

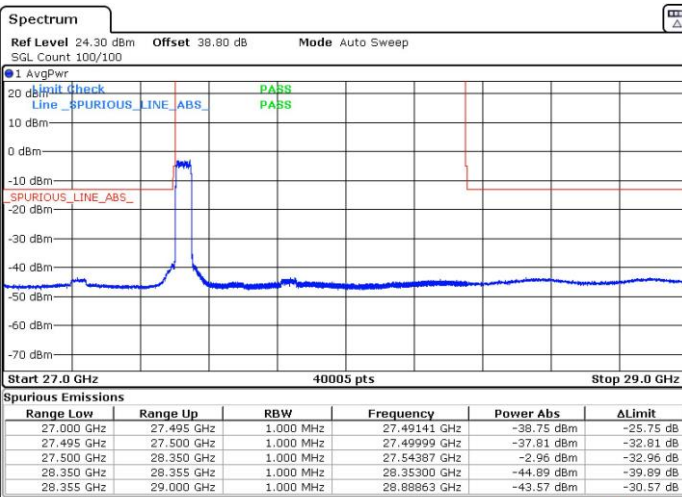
Highest Band Edge / Full RB



Date: 9.FEB.2020 02:33:36

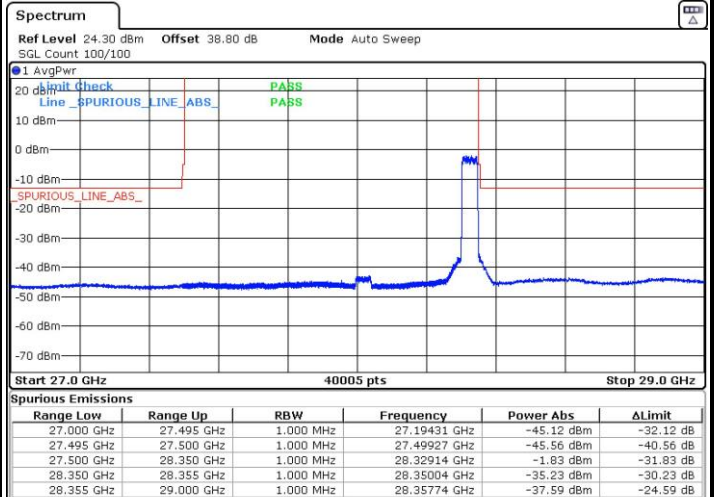
NR Band n261 / 50MHz / 16QAM

Lowest Band Edge / Full RB



Date: 9.FEB.2020 03:29:49

Highest Band Edge / Full RB



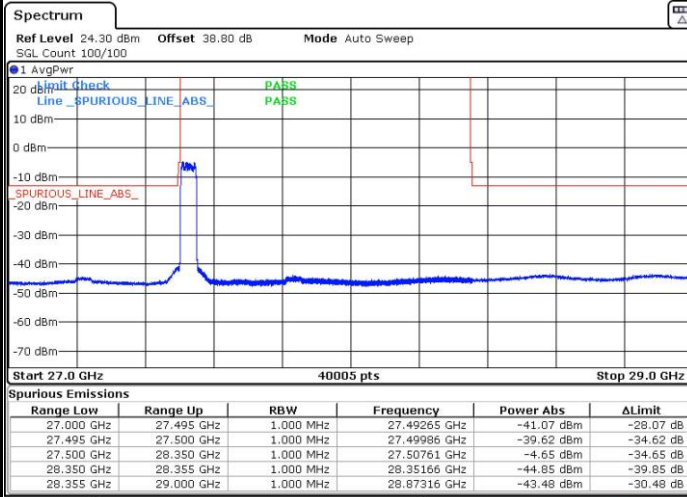
Date: 9.FEB.2020 02:33:04



Module 0 AG1

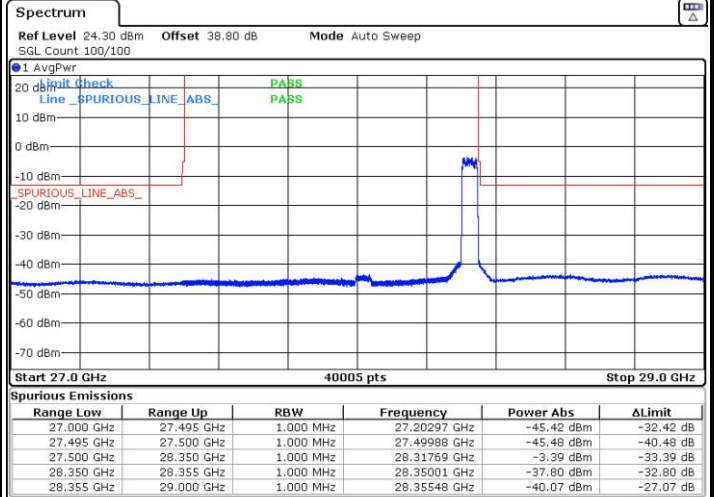
NR Band n261 / 50MHz / 64QAM

Lowest Band Edge / Full RB



Date: 9.FEB.2020 03:29:11

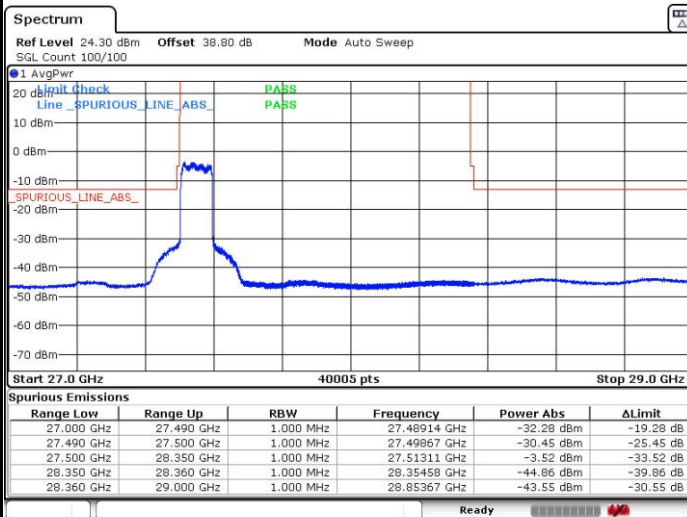
Highest Band Edge / Full RB



Date: 9.FEB.2020 02:32:24

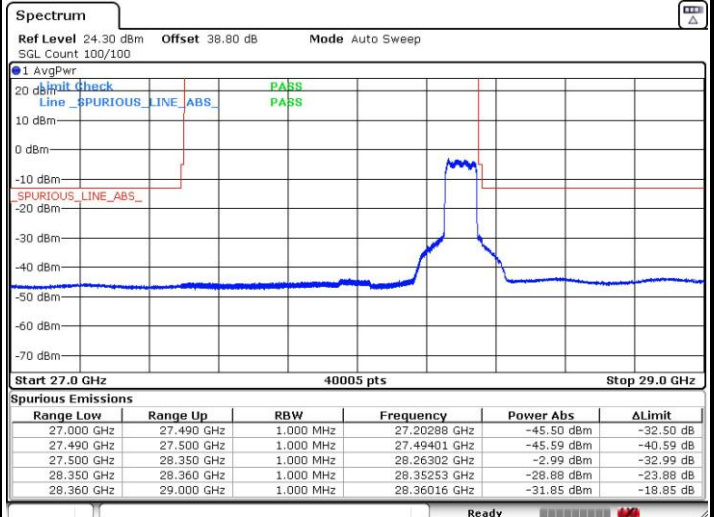
NR Band n261 / 100MHz / QPSK

Lowest Band Edge / Full RB



Date: 9.FEB.2020 01:55:29

Highest Band Edge / Full RB



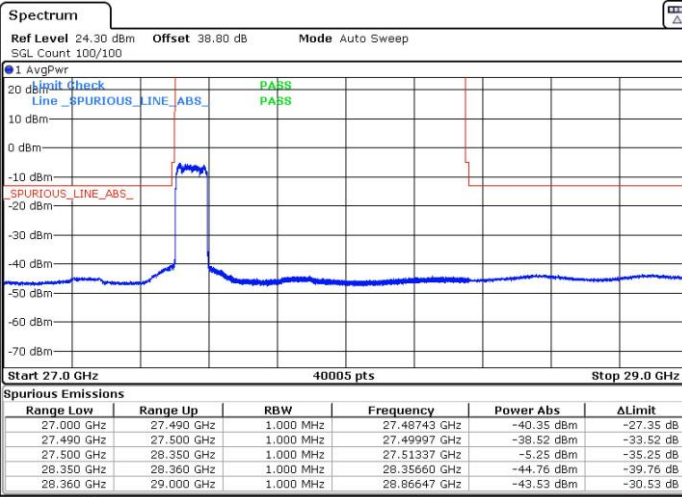
Date: 9.FEB.2020 02:22:12



Module 0 AG1

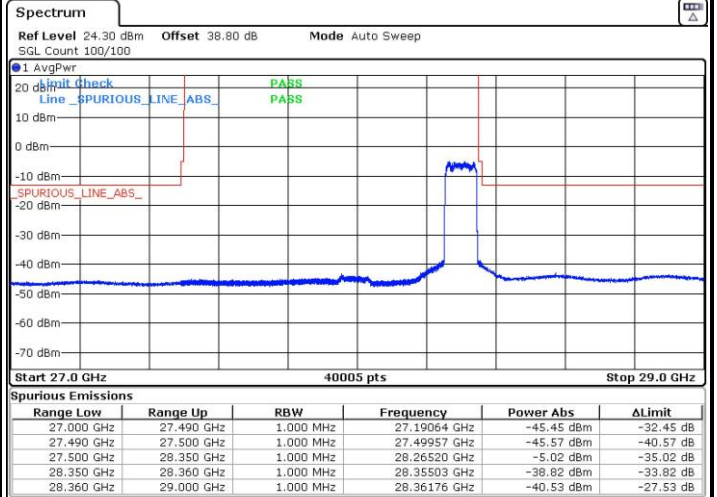
NR Band n261 / 100MHz / 16QAM

Lowest Band Edge / Full RB



Date: 9.FEB.2020 01:55:01

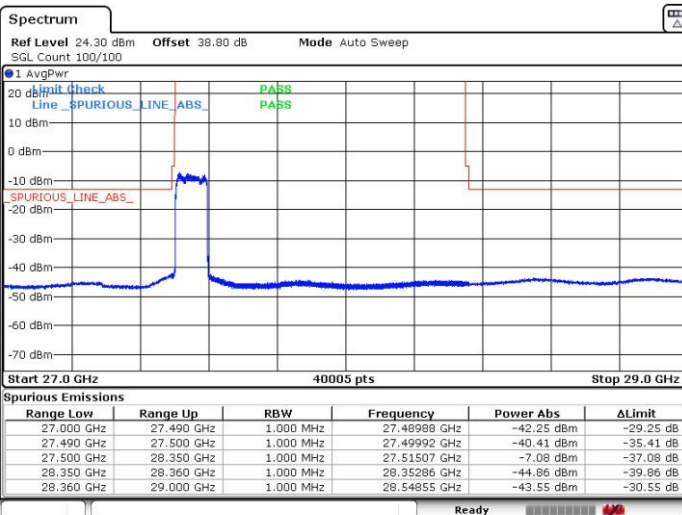
Highest Band Edge / Full RB



Date: 9.FEB.2020 02:21:42

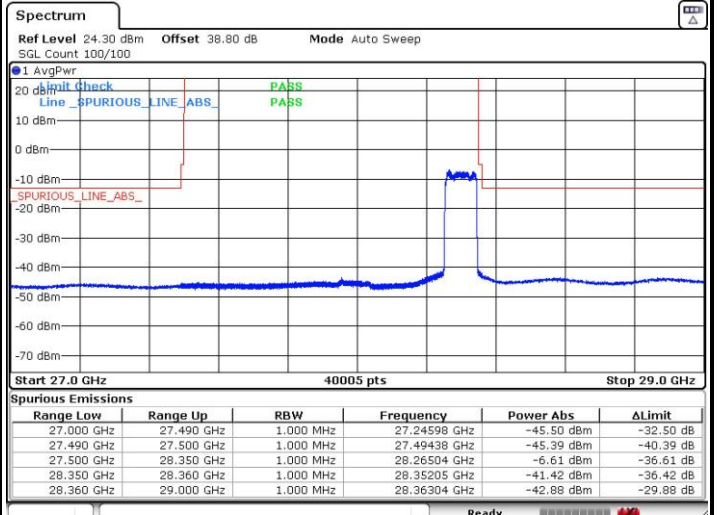
NR Band n261 / 100MHz / 64QAM

Lowest Band Edge / Full RB



Date: 9.FEB.2020 01:54:21

Highest Band Edge / Full RB



Date: 9.FEB.2020 02:20:59