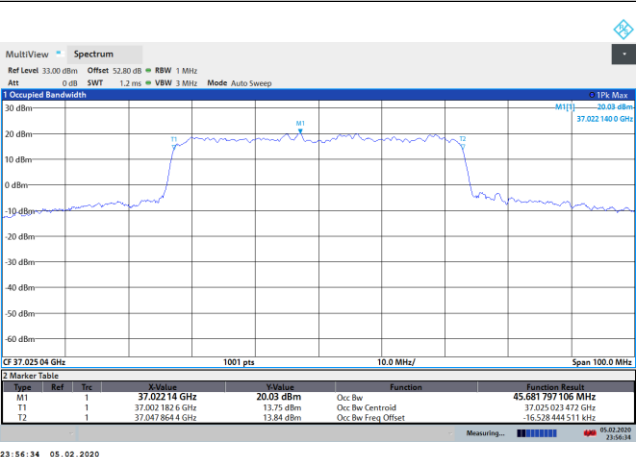




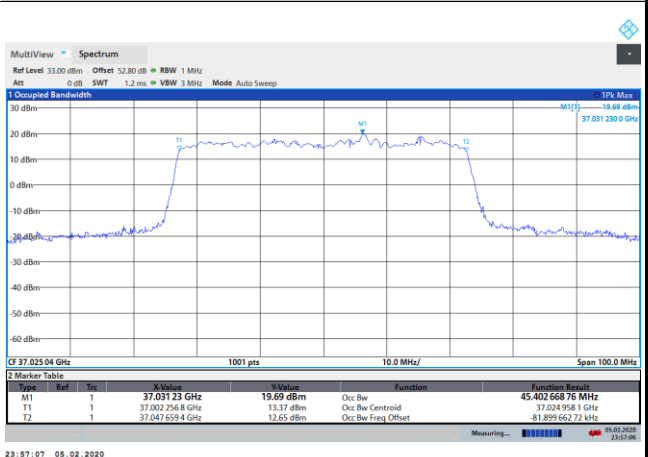
Module 1 AG1

NR Band n260

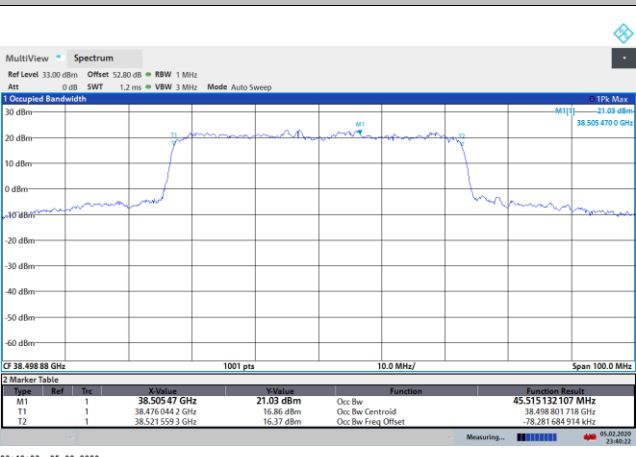
Lowest Channel / 50MHz / QPSK



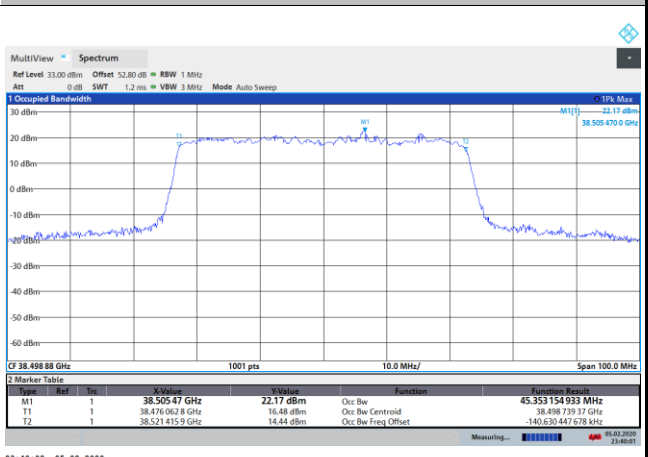
Lowest Channel / 50MHz / 16QAM



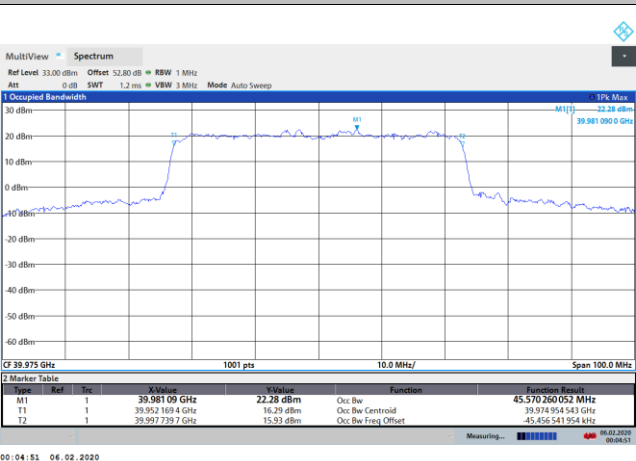
Middle Channel / 50MHz / QPSK



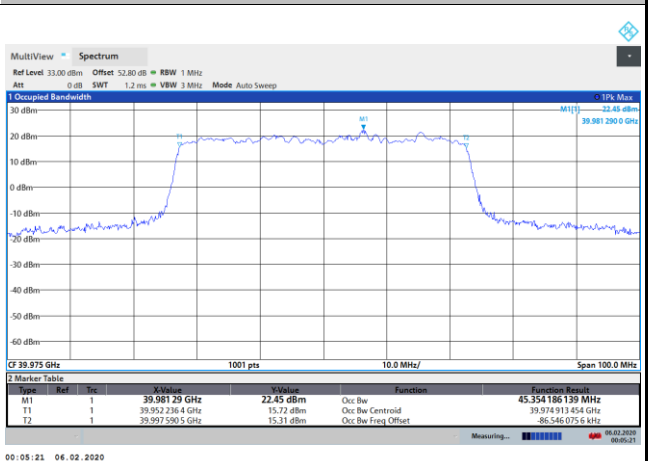
Middle Channel / 50MHz / 16QAM



Highest Channel / 50MHz / QPSK



Highest Channel / 50MHz / 16QAM

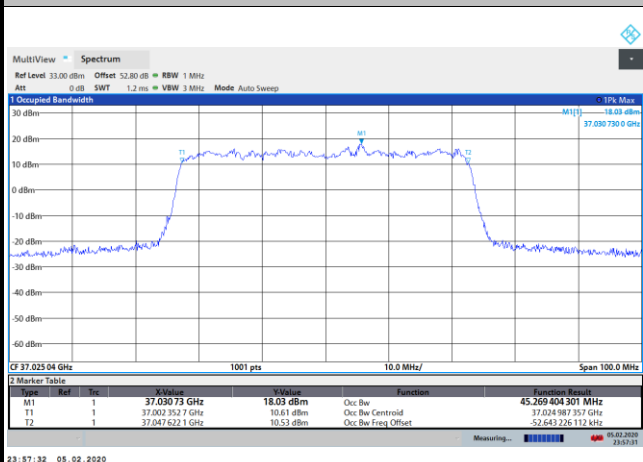




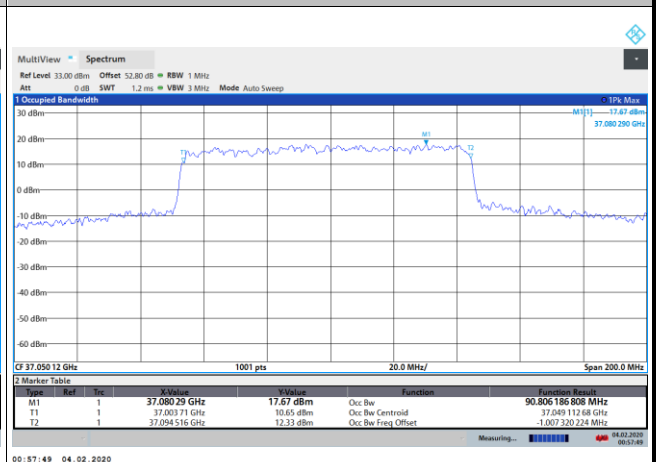
Module 1 AG1

NR Band n260

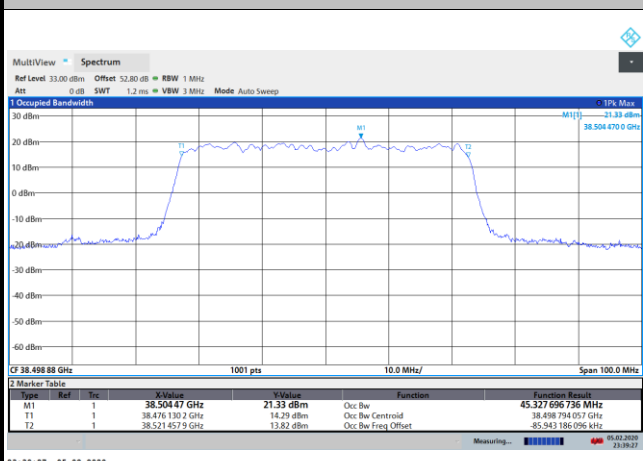
Lowest Channel / 50MHz / 64QAM



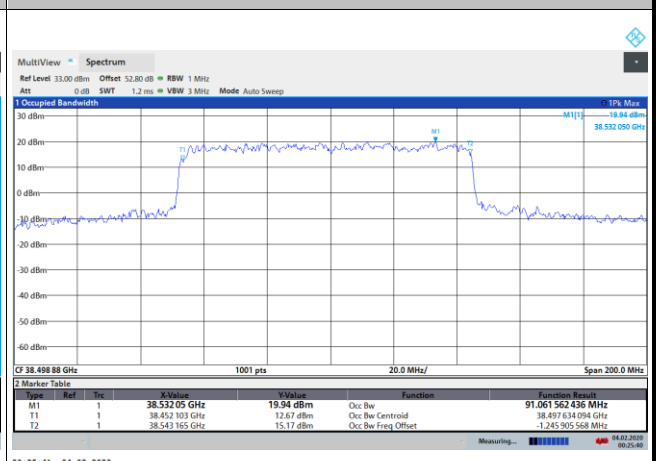
Lowest Channel / 100MHz / QPSK



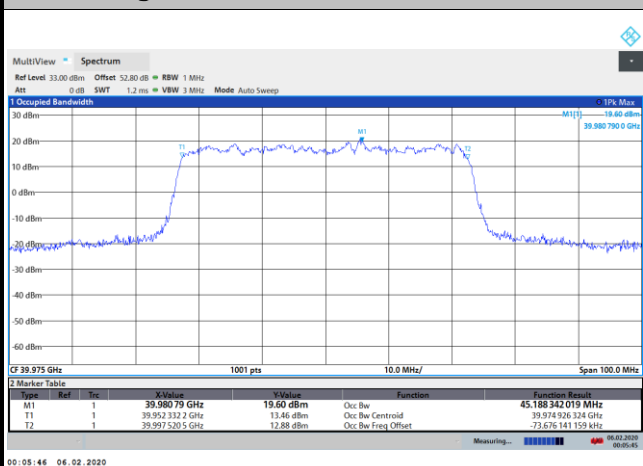
Middle Channel / 50MHz / 64QAM



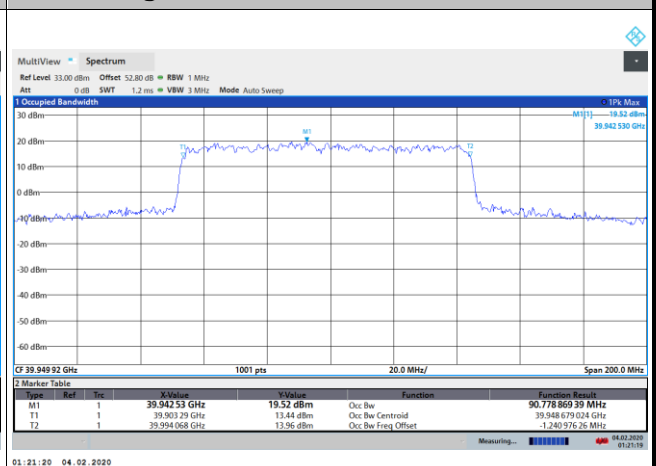
Middle Channel / 100MHz / QPSK



Highest Channel / 50MHz / 64QAM



Highest Channel / 100MHz / QPSK

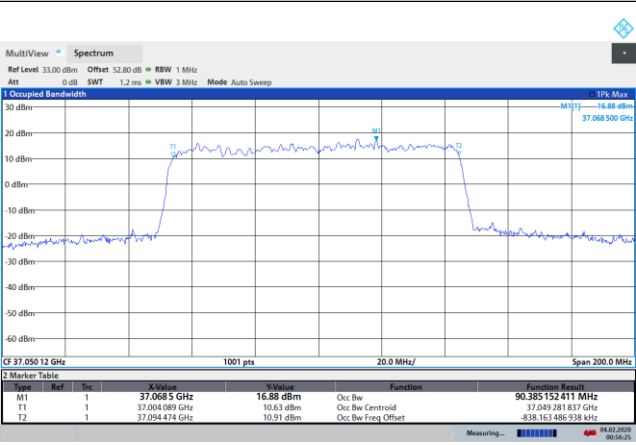




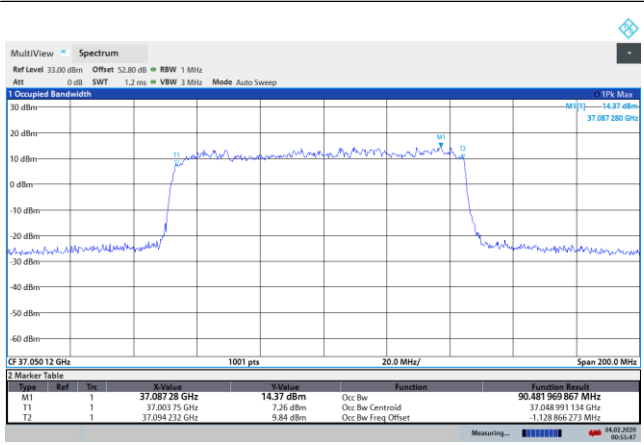
Module 1 AG1

NR Band n260

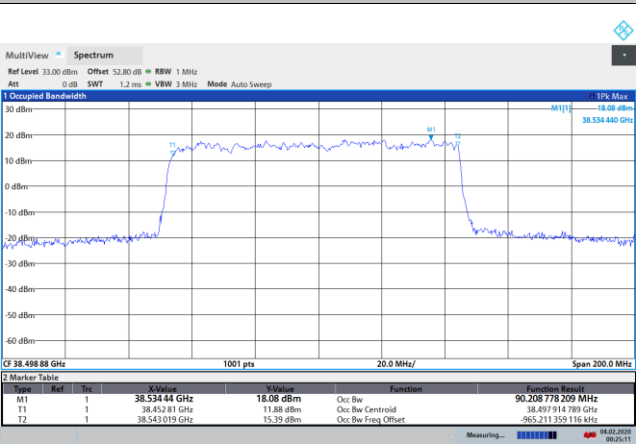
Lowest Channel / 100MHz / 16QAM



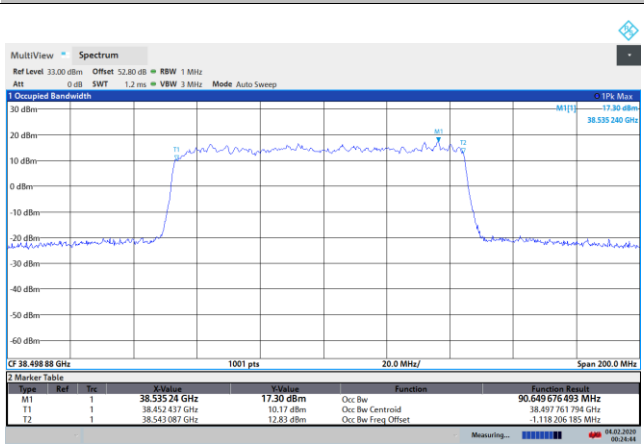
Lowest Channel / 100MHz / 64QAM



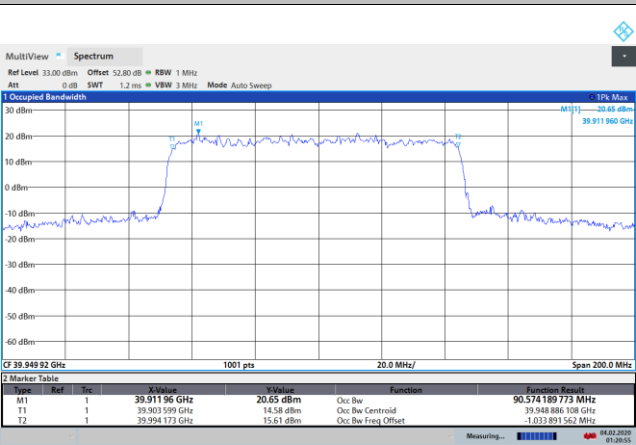
Middle Channel / 100MHz / 16QAM



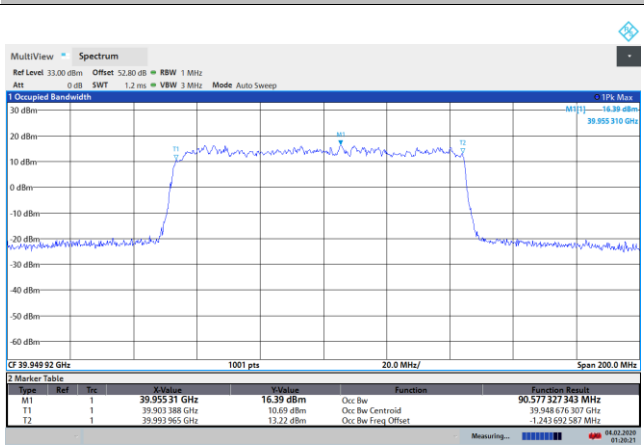
Middle Channel / 100MHz / 64QAM



Highest Channel / 100MHz / 16QAM



Highest Channel / 100MHz / 64QAM

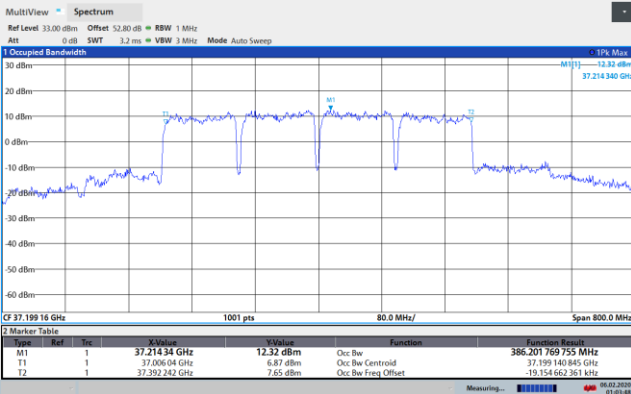




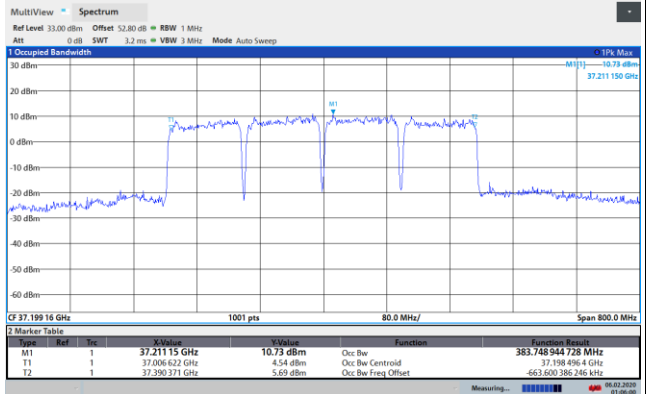
Module 1 AG1

NR Band n260

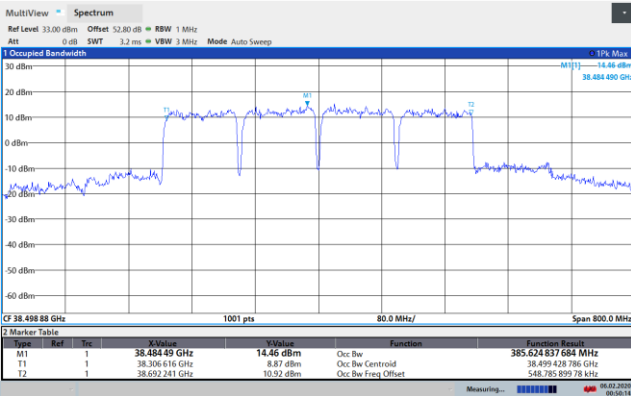
Lowest Channel / 400MHz / QPSK



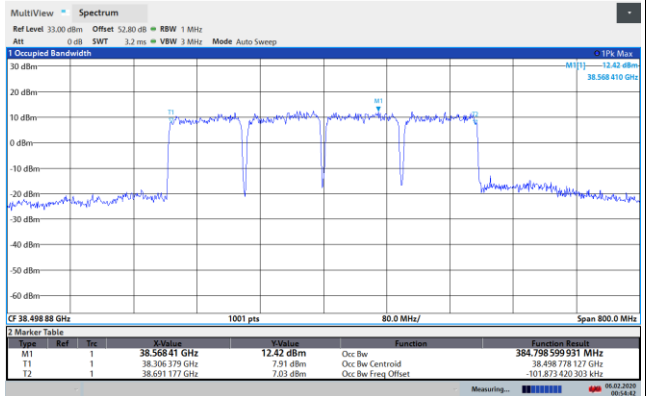
Lowest Channel / 400MHz / 16QAM



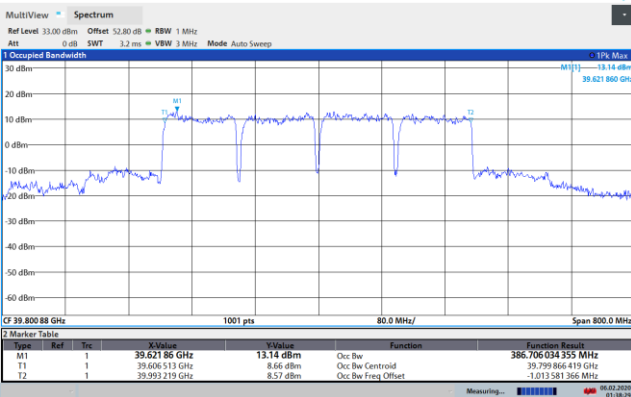
Middle Channel / 400MHz / QPSK



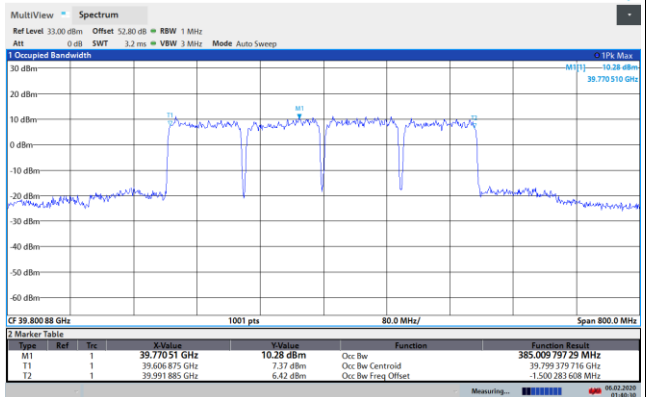
Middle Channel / 400MHz / 16QAM



Highest Channel / 400MHz / QPSK



Highest Channel / 400MHz / 16QAM

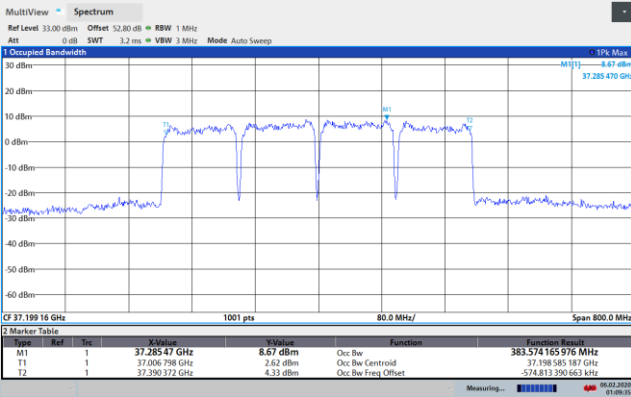




Module 1 AG1

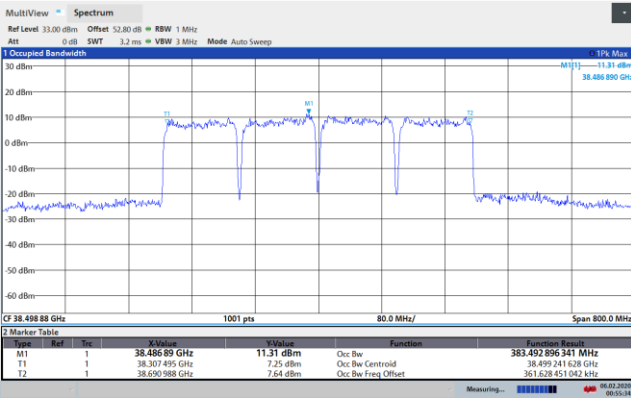
NR Band n260

Lowest Channel / 400MHz / 64QAM



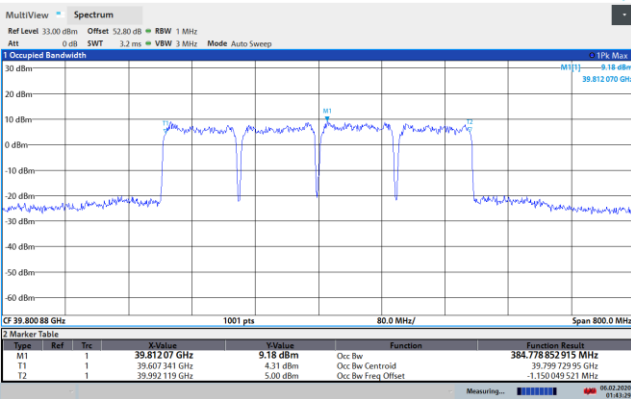
intentionally blank

Middle Channel / 400MHz / 64QAM



intentionally blank

Highest Channel / 400MHz / 64QAM



intentionally blank



**Radiated Out of Band Emissions**

Mode			Module 0 AG0 NR Band n260 : BE (dBm)								
BW			50MHz			100MHz			400MHz		
Mod.			QPSK	16QAM	64QAM	QPSK	16QAM	64QAM	QPSK	16QAM	64QAM
Limit (dBm)											
Low CH	0~10%OB	≤-5	-14.79	-16.74	-19.36	-17.42	-19.71	-21.29	-35.36	-40.66	-41.32
	>10%OB	≤-13	-35.10	-36.48	-37.97	-37.76	-40.37	-40.70	-35.61	-41.03	-41.17
High CH	0~10%OB	≤-5	-13.48	-15.35	-17.68	-16.50	-17.31	-20.03	-30.43	-37.11	-38.37
	>10%OB	≤-13	-30.32	-32.18	-33.74	-32.35	-34.39	-36.80	-32.08	-37.96	-39.19
Result			Compliance								

Mode			Module 0 AG1 NR Band n260 : BE (dBm)								
BW			50MHz			100MHz			400MHz		
Limit (dBm)			QPSK	16QAM	64QAM	QPSK	16QAM	64QAM	QPSK	16QAM	64QAM
Low CH	0~10%OB	≤-5	-14.73	-16.11	-19.49	-16.45	-18.54	-19.80	-34.00	-39.73	-40.48
	>10%OB	≤-13	-35.48	-35.22	-37.06	-34.81	-34.50	-36.83	-33.47	-39.55	-40.79
High CH	0~10%OB	≤-5	-13.45	-15.53	-18.07	-15.21	-16.64	-18.76	-30.54	-36.46	-38.53
	>10%OB	≤-13	-30.13	-32.53	-33.43	-32.19	-32.65	-32.94	-32.58	-37.61	-38.93
Result			Compliance								

Mode			Module 1 AG0 NR Band n260 : BE (dBm)								
BW			50MHz			100MHz			400MHz		
Limit (dBm)			QPSK	16QAM	64QAM	QPSK	16QAM	64QAM	QPSK	16QAM	64QAM
Low CH	0~10%OB	≤-5	-13.32	-15.78	-18.64	-16.11	-17.16	-20.07	-35.22	-40.88	-42.92
	>10%OB	≤-13	-34.32	-36.04	-38.15	-34.47	-35.64	-38.74	-35.22	-41.01	-42.42
High CH	0~10%OB	≤-5	-11.06	-13.81	-16.78	-13.95	-15.80	-18.13	-30.34	-34.49	-36.34
	>10%OB	≤-13	-30.02	-31.34	-34.20	-31.86	-33.32	-35.52	-31.74	-39.28	-40.27
Result			Compliance								

Mode			Module 1 AG1 NR Band n260 : BE (dBm)								
BW			50MHz			100MHz			400MHz		
Limit (dBm)			QPSK	16QAM	64QAM	QPSK	16QAM	64QAM	QPSK	16QAM	64QAM
Low CH	0~10%OB	≤-5	-11.44	-14.99	-17.49	-14.56	-15.97	-19.03	-28.21	-37.61	-39.76
	>10%OB	≤-13	-32.84	-31.93	-34.20	-32.17	-31.89	-33.79	-28.27	-37.72	-40.02
High CH	0~10%OB	≤-5	-11.13	-12.71	-16.26	-13.32	-15.29	-17.99	-24.91	-32.85	-37.01
	>10%OB	≤-13	-29.44	-30.62	-33.11	-29.27	-30.70	-32.97	-27.56	-34.40	-38.14
Result			Compliance								



The antenna gain information provided by manufacturer is listed as below.

Band	Beam ID	Antenna	Gain (dBi)
n261	19	Module 0	8.6
	147	Back	8.7
	24	Module 1	7.0
	151	Top	6.8
n260	19	Module 0	6.3
	149	Back	6.0
	23	Module 1	8.1
	151	Top	7.8

The antenna gains were offset to the spectrum analyser for band edge measurement. The subtracted levels from measured EIRP to determine an equivalent conductive power level is compared directly with the Part 30.203 emission limits.

Note: Conducted Offset(dBm/MHz) = EIRP Offset(dBm/MHz) – Antenna Gain (dBi)

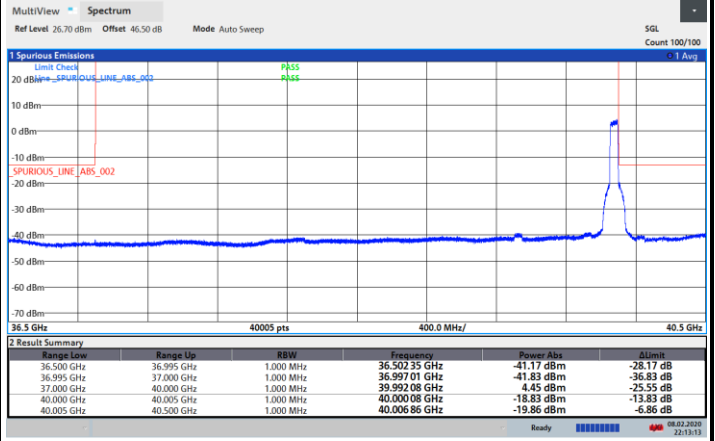
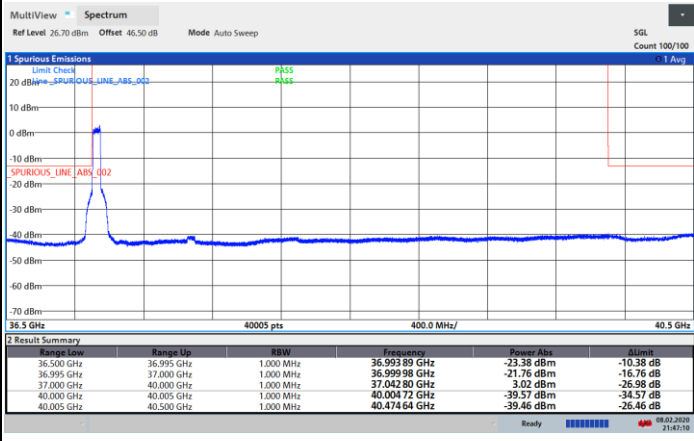


Module 0 AGO

NR Band n260 / 50MHz / QPSK

Lowest Band Edge / Full RB

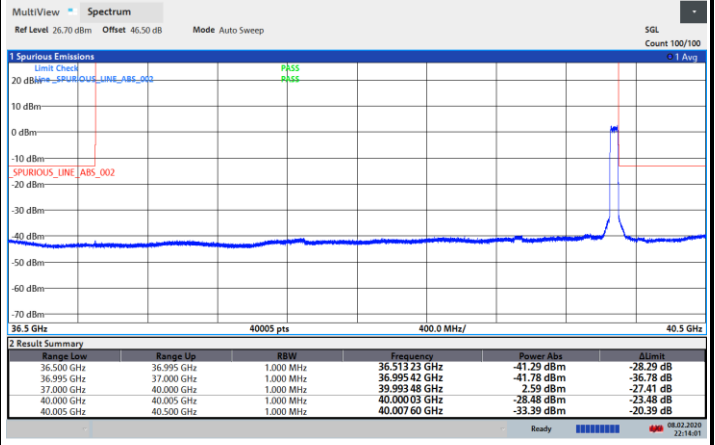
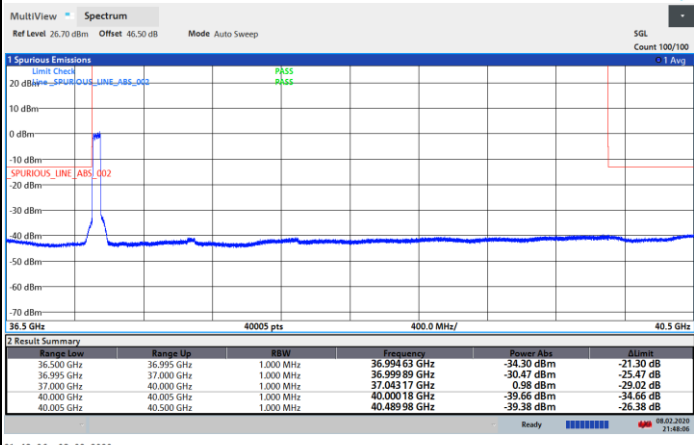
Highest Band Edge / Full RB



NR Band n260 / 50MHz / 16QAM

Lowest Band Edge / Full RB

Highest Band Edge / Full RB

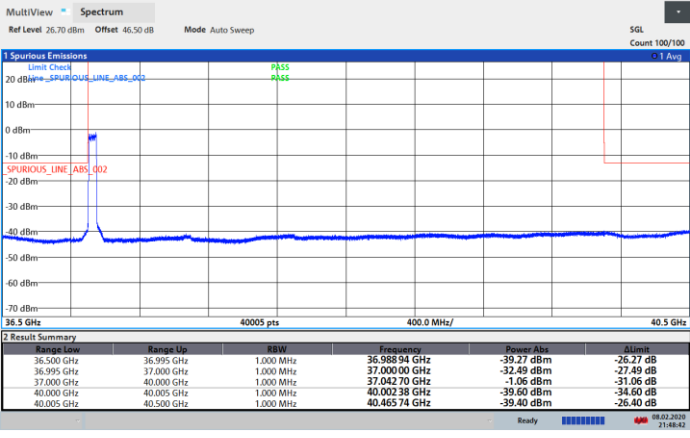




Module 0 AGO

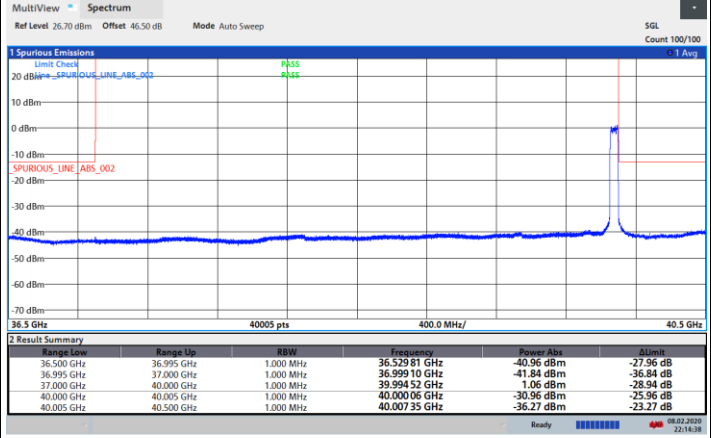
NR Band n260 / 50MHz / 64QAM

Lowest Band Edge / Full RB



21:48:42 08.02.2020

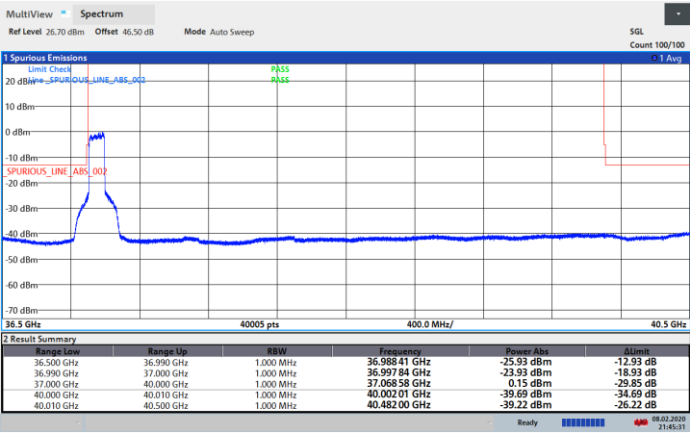
Highest Band Edge / Full RB



22:14:38 08.02.2020

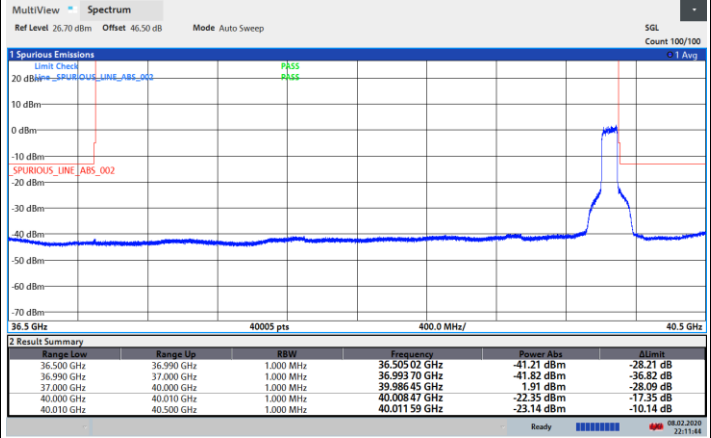
NR Band n260 / 100MHz / QPSK

Lowest Band Edge / Full RB



21:45:32 08.02.2020

Highest Band Edge / Full RB



22:11:44 08.02.2020

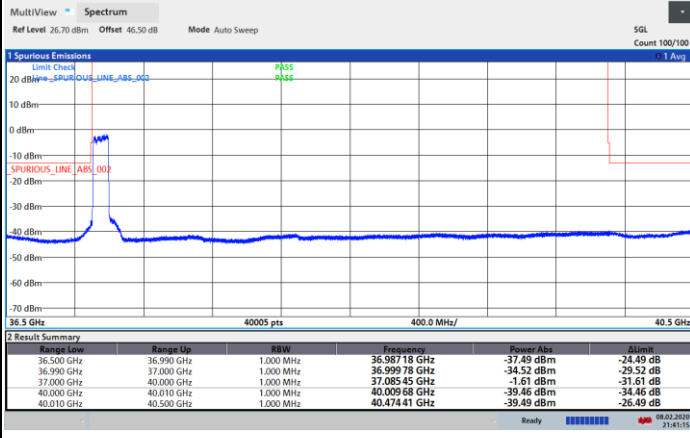


Module 0 AGO

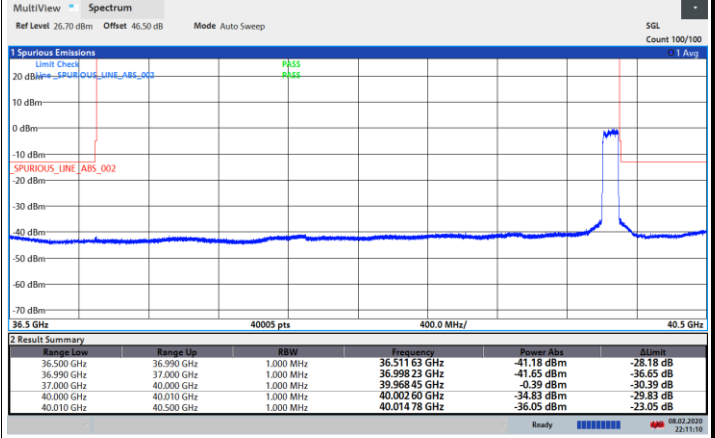
NR Band n260 / 100MHz / 16QAM

Lowest Band Edge / Full RB

Highest Band Edge / Full RB



21:41:16 08.02.2020

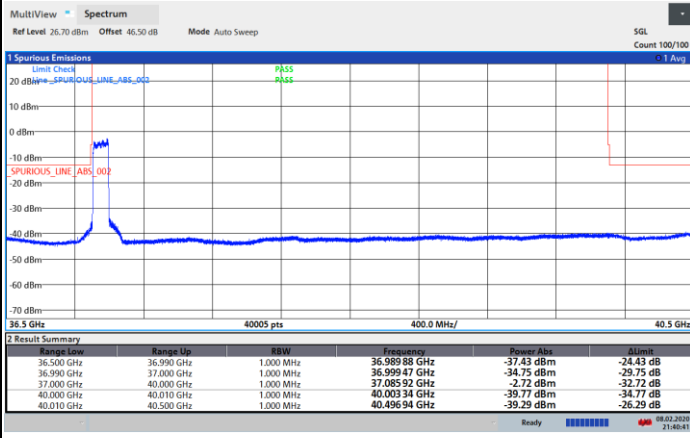


22:11:10 08.02.2020

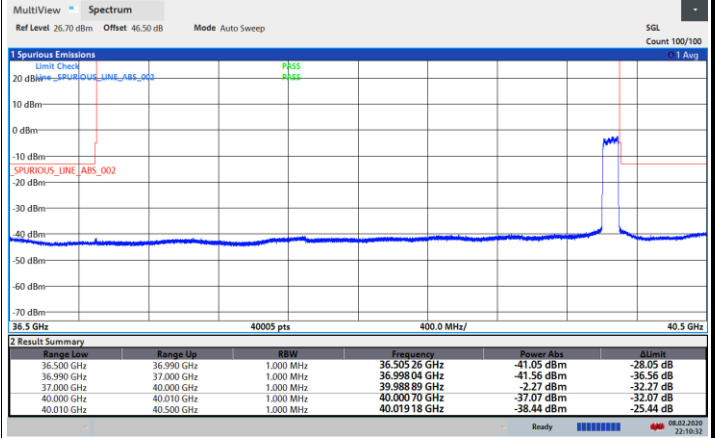
NR Band n260 / 100MHz / 64QAM

Lowest Band Edge / Full RB

Highest Band Edge / Full RB



21:40:41 08.02.2020



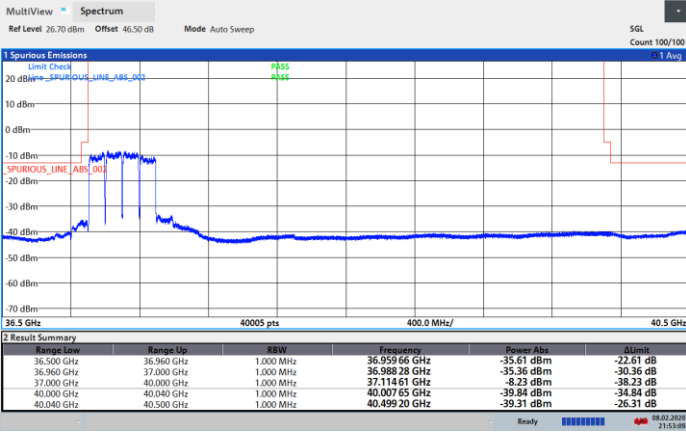
22:10:33 08.02.2020



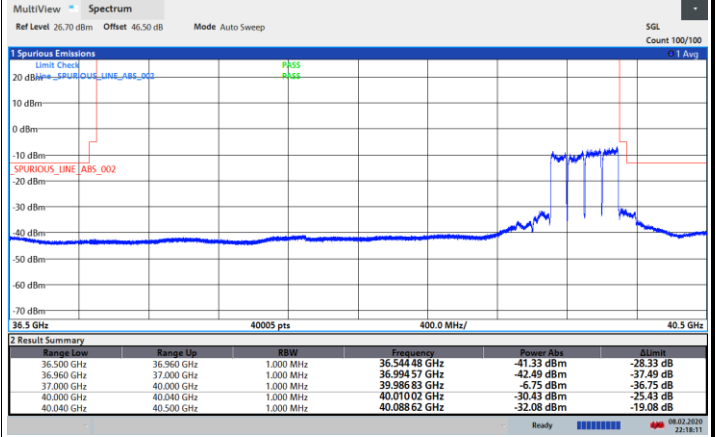
Module 0 AGO

NR Band n260 / 400MHz / QPSK

Lowest Band Edge / Full RB

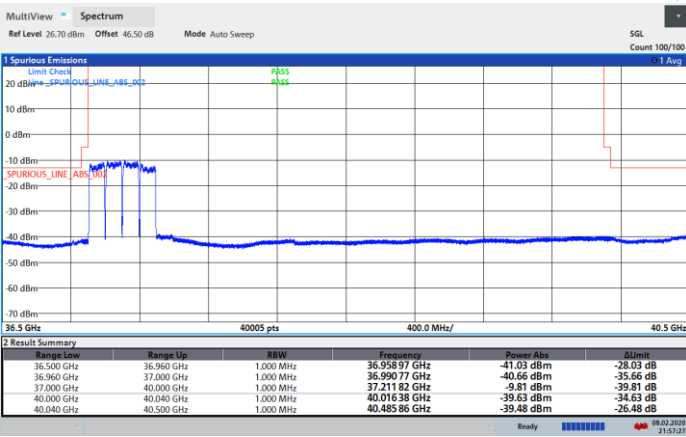


Highest Band Edge / Full RB

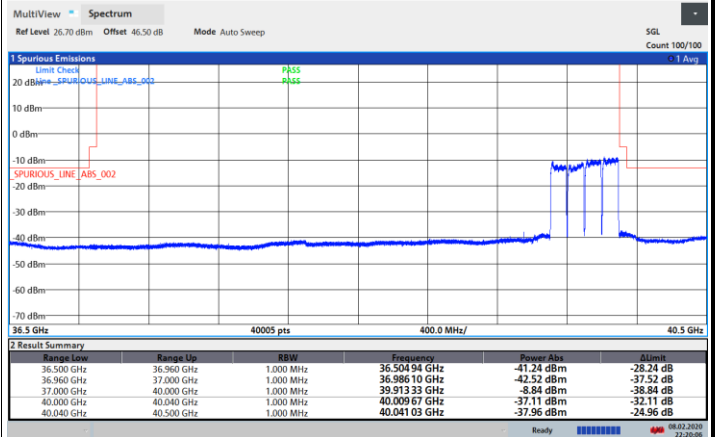


NR Band n260 / 400MHz / 16QAM

Lowest Band Edge / Full RB



Highest Band Edge / Full RB



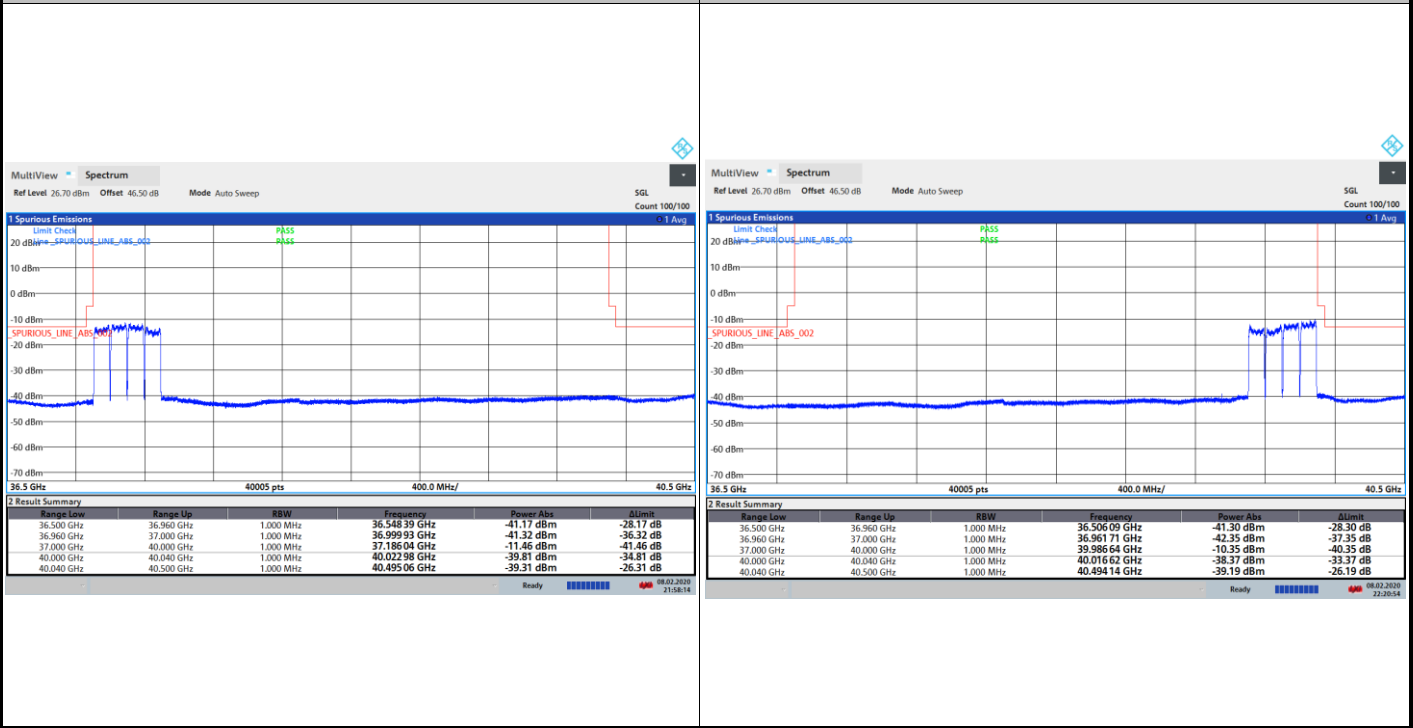


Module 0 AGO

NR Band n260 / 400MHz / 64QAM

Lowest Band Edge / Full RB

Highest Band Edge / Full RB

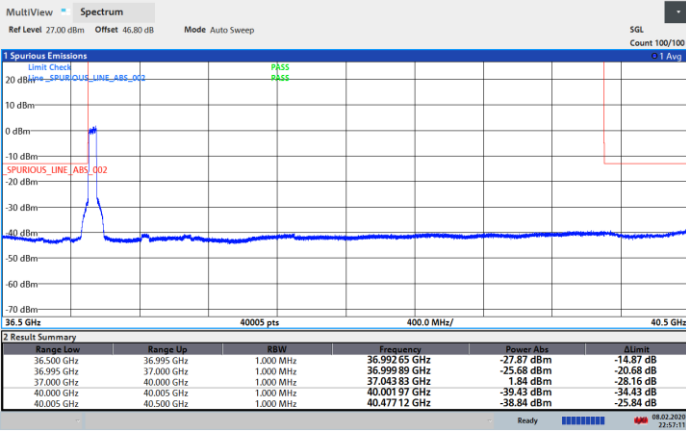




Module 0 AG1

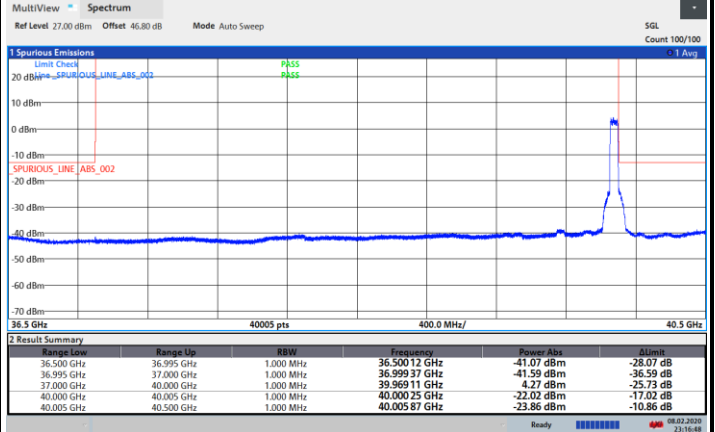
NR Band n260 / 50MHz / QPSK

Lowest Band Edge / Full RB



22:57:12 08.02.2020

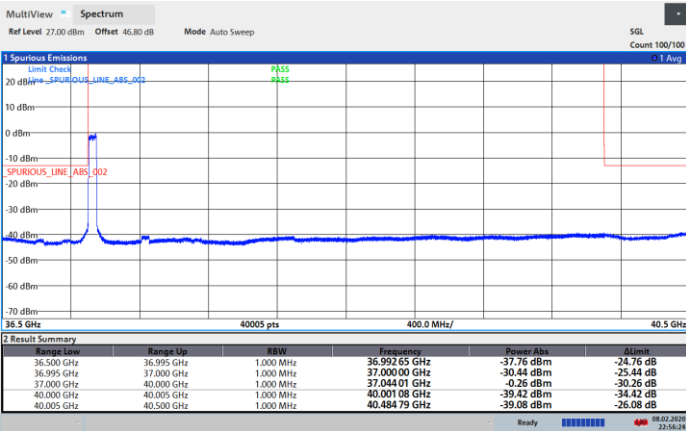
Highest Band Edge / Full RB



23:16:49 08.02.2020

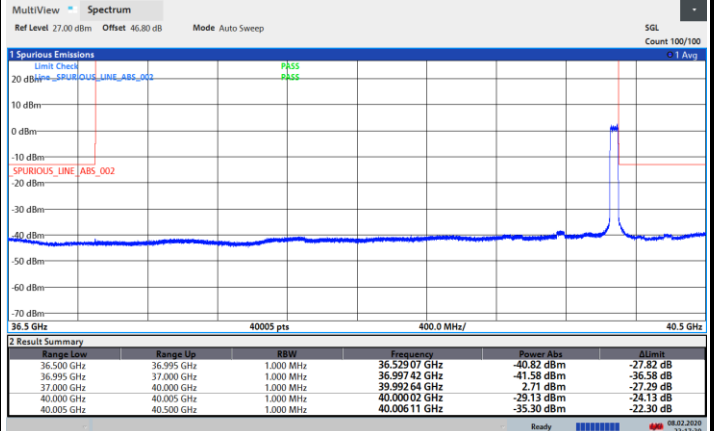
NR Band n260 / 50MHz / 16QAM

Lowest Band Edge / Full RB



22:56:25 08.02.2020

Highest Band Edge / Full RB



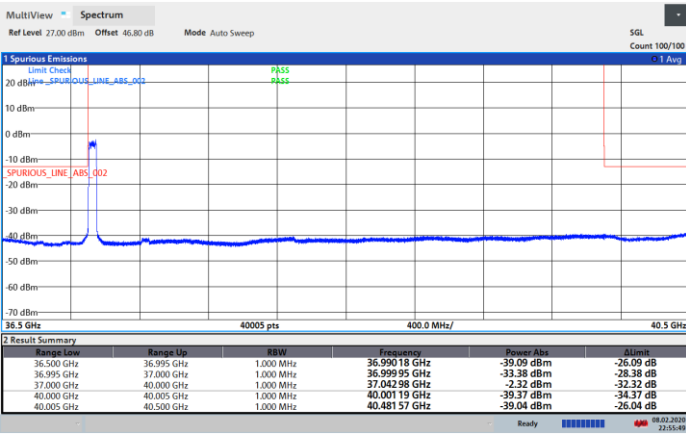
23:17:31 08.02.2020



Module 0 AG1

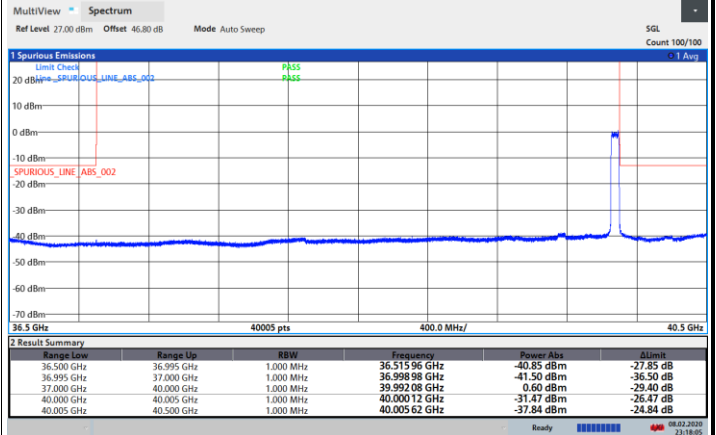
NR Band n260 / 50MHz / 64QAM

Lowest Band Edge / Full RB



22:55:49 08.02.2020

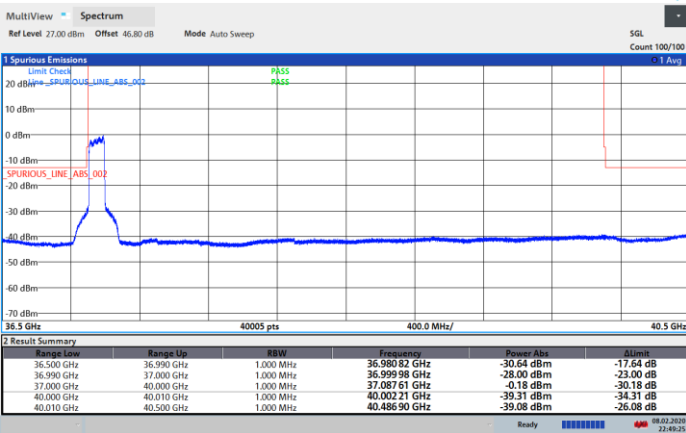
Highest Band Edge / Full RB



23:18:06 08.02.2020

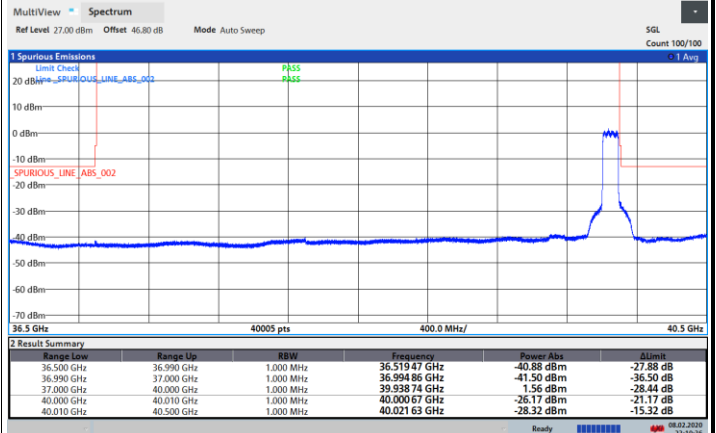
NR Band n260 / 100MHz / QPSK

Lowest Band Edge / Full RB



22:49:25 08.02.2020

Highest Band Edge / Full RB



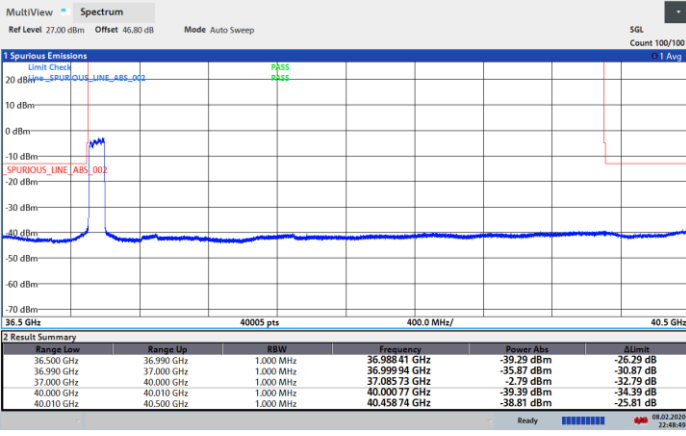
23:10:36 08.02.2020



Module 0 AG1

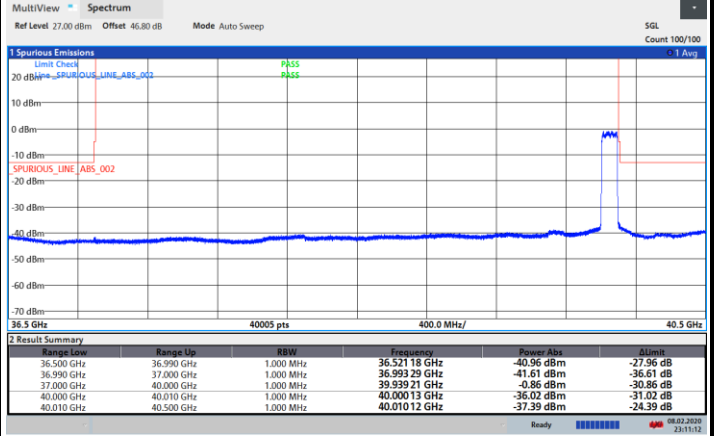
NR Band n260 / 100MHz / 16QAM

Lowest Band Edge / Full RB



22:48:49 08.02.2020  
Ready

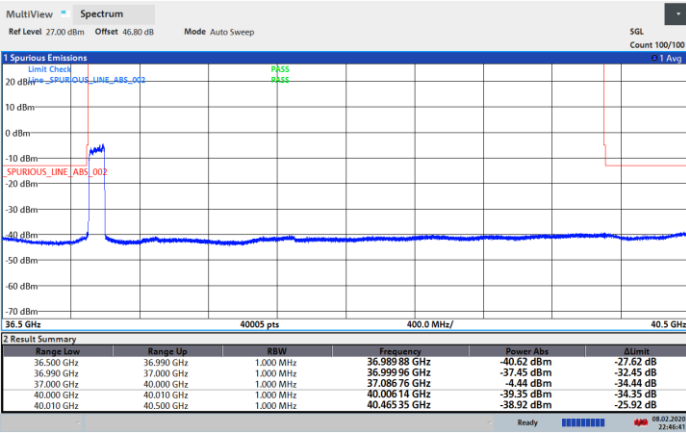
Highest Band Edge / Full RB



23:11:13 08.02.2020  
Ready

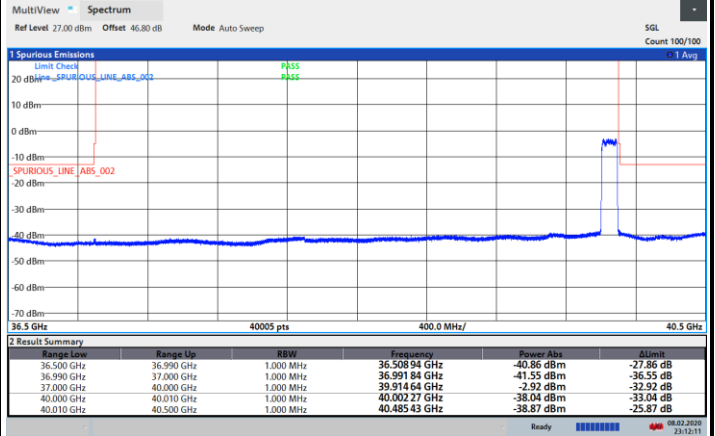
NR Band n260 / 100MHz / 64QAM

Lowest Band Edge / Full RB



22:46:41 08.02.2020  
Ready

Highest Band Edge / Full RB



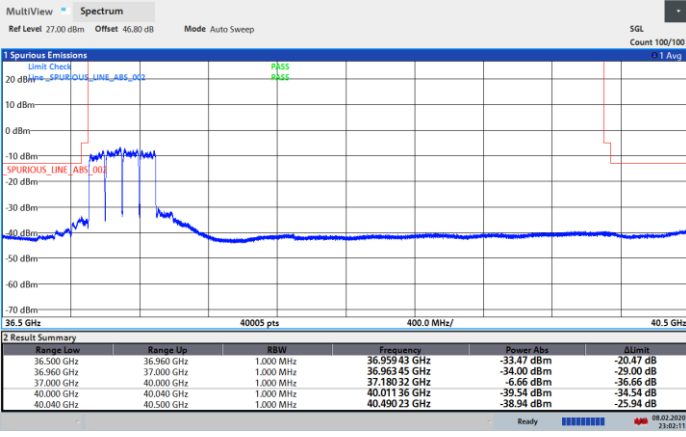
23:12:12 08.02.2020  
Ready



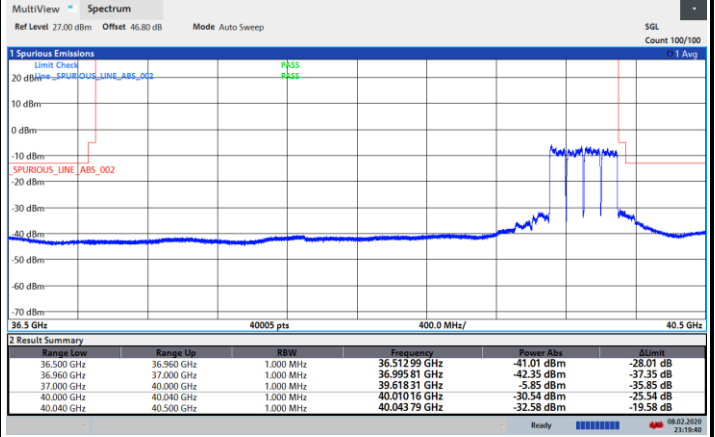
Module 0 AG1

NR Band n260 / 400MHz / QPSK

Lowest Band Edge / Full RB

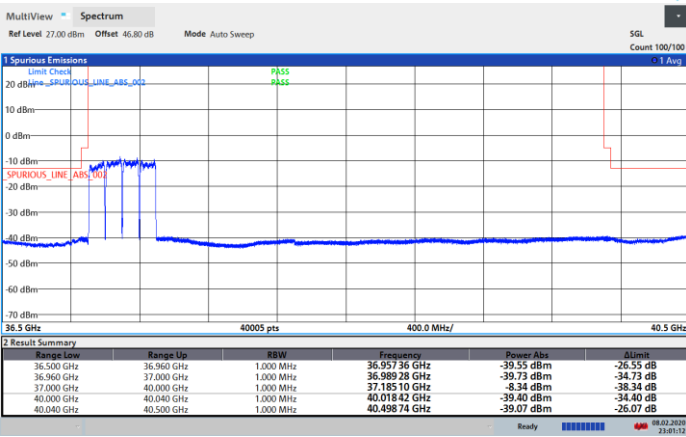


Highest Band Edge / Full RB

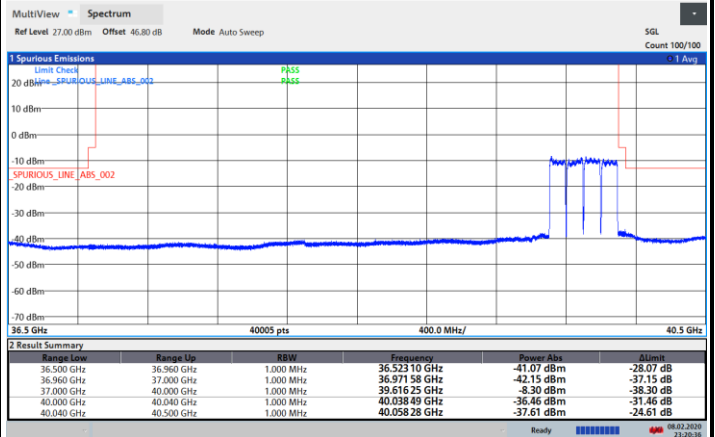


NR Band n260 / 400MHz / 16QAM

Lowest Band Edge / Full RB



Highest Band Edge / Full RB



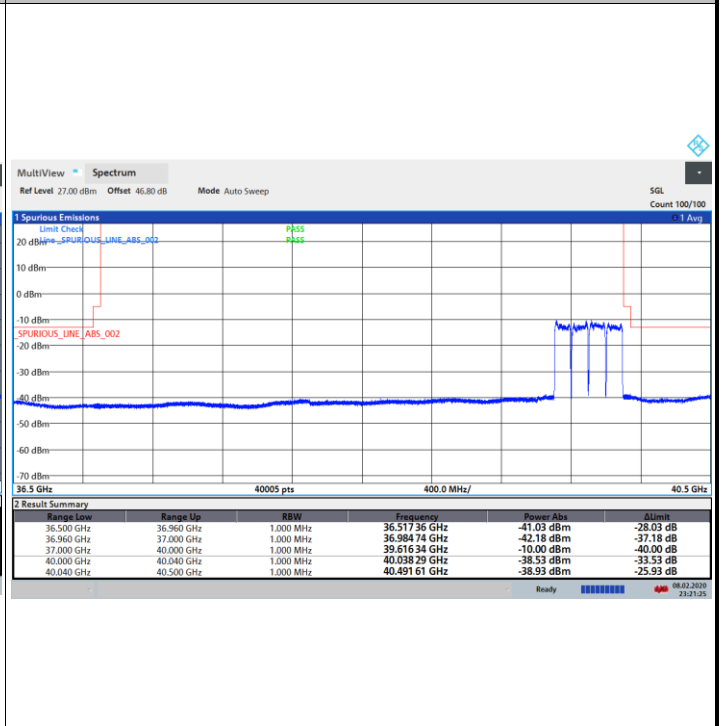
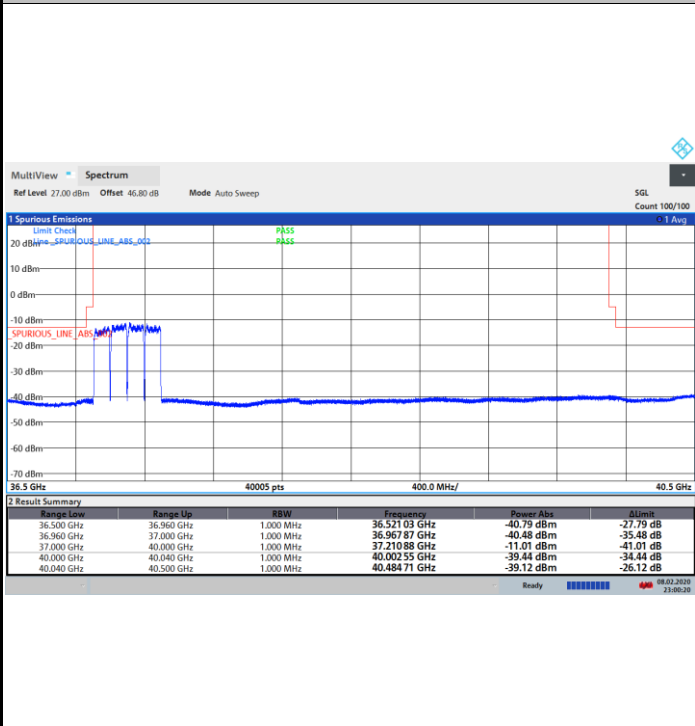


Module 0 AG1

NR Band n260 / 400MHz / 64QAM

Lowest Band Edge / Full RB

Highest Band Edge / Full RB

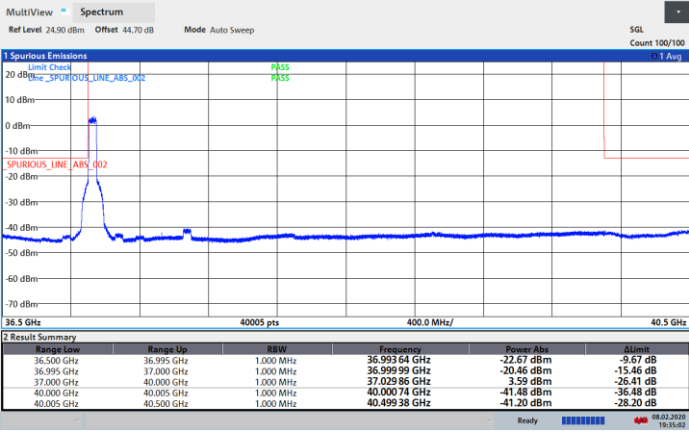




Module 1 AGO

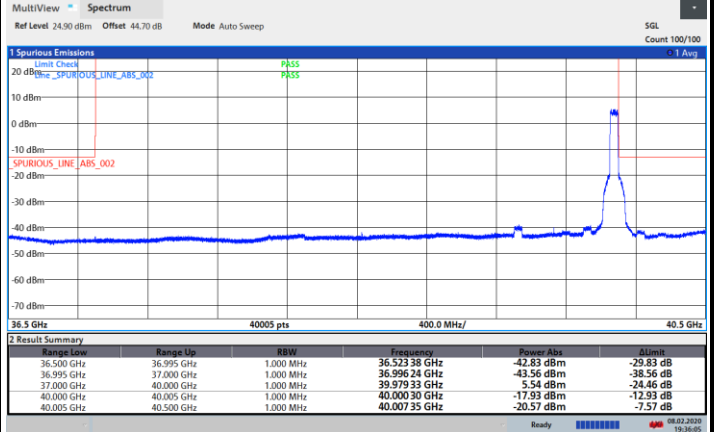
NR Band n260 / 50MHz / QPSK

Lowest Band Edge / Full RB



19:35:03 08.02.2020

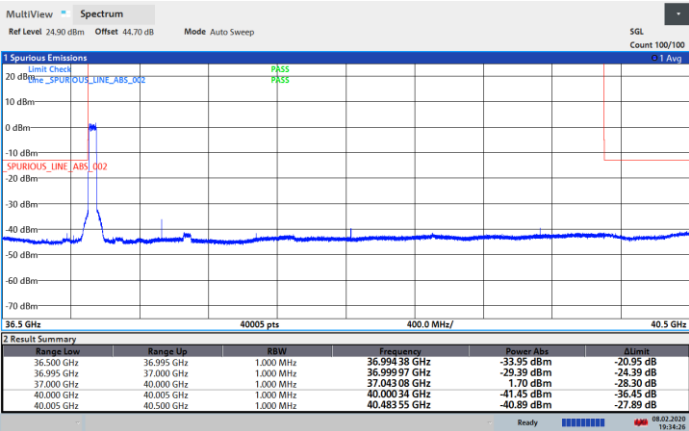
Highest Band Edge / Full RB



19:36:06 08.02.2020

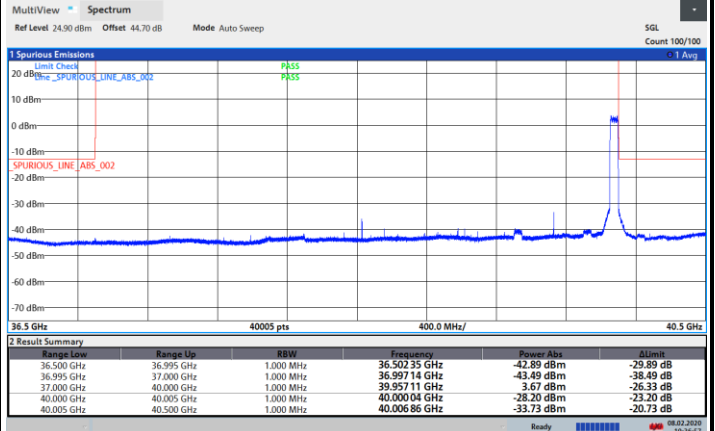
NR Band n260 / 50MHz / 16QAM

Lowest Band Edge / Full RB



19:34:27 08.02.2020

Highest Band Edge / Full RB



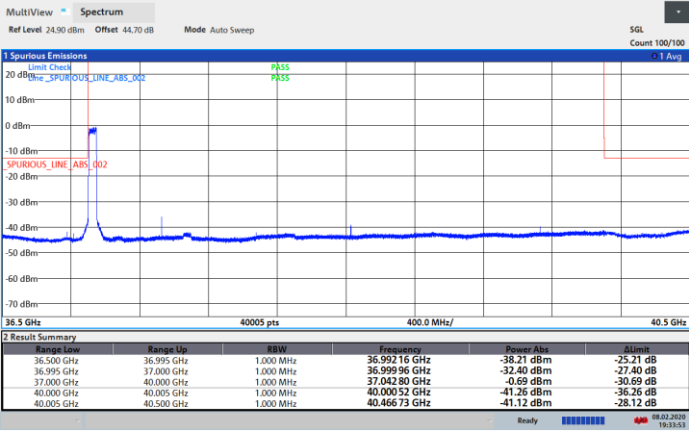
19:36:58 08.02.2020



Module 1 AGO

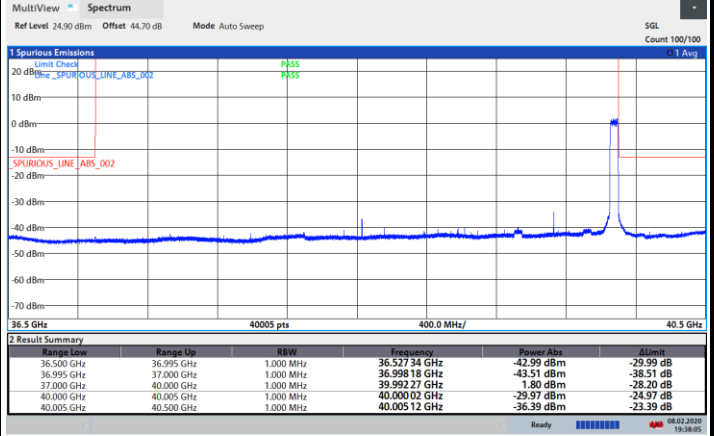
NR Band n260 / 50MHz / 64QAM

Lowest Band Edge / Full RB



19:33:53 08.02.2020

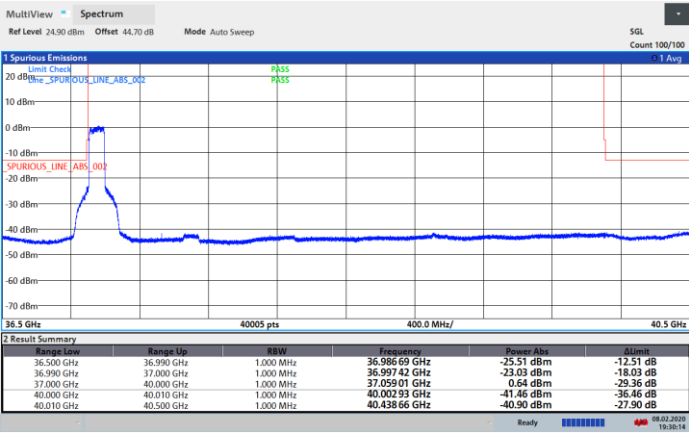
Highest Band Edge / Full RB



19:38:05 08.02.2020

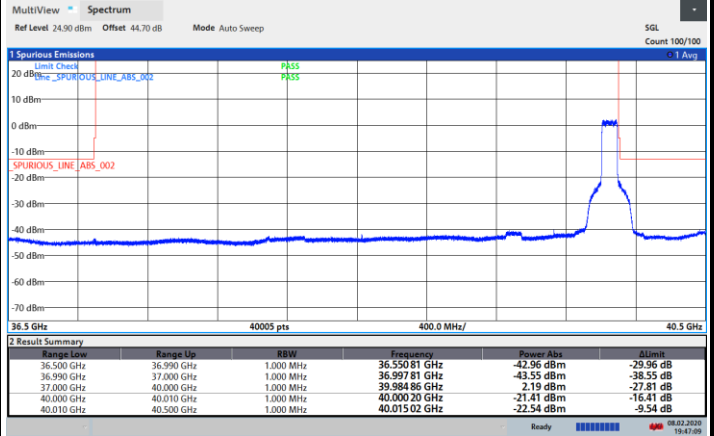
NR Band n260 / 100MHz / QPSK

Lowest Band Edge / Full RB



19:30:15 08.02.2020

Highest Band Edge / Full RB



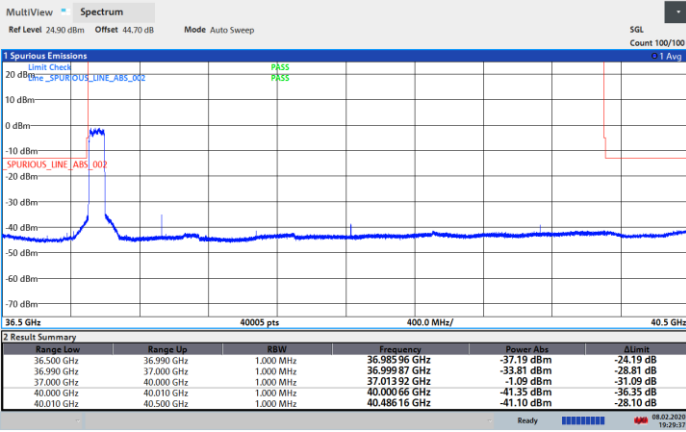
19:47:10 08.02.2020



Module 1 AGO

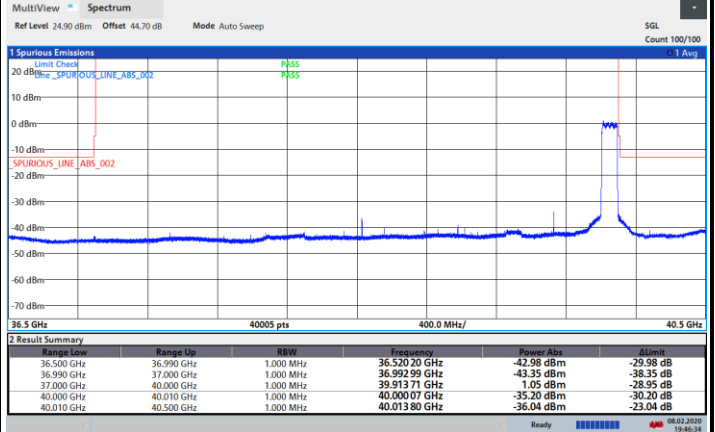
NR Band n260 / 100MHz / 16QAM

Lowest Band Edge / Full RB



19:29:38 08.02.2020

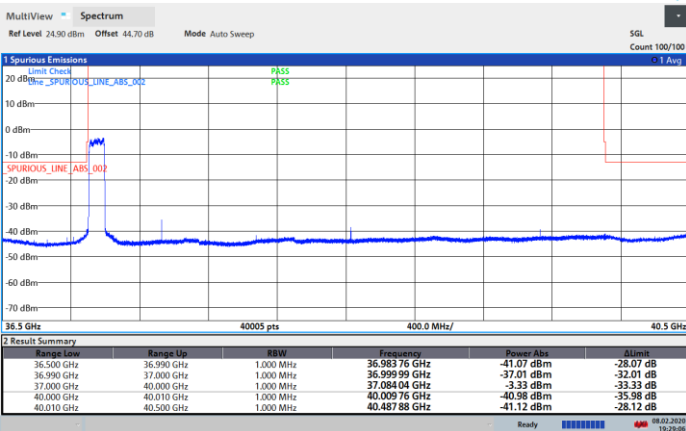
Highest Band Edge / Full RB



19:46:35 08.02.2020

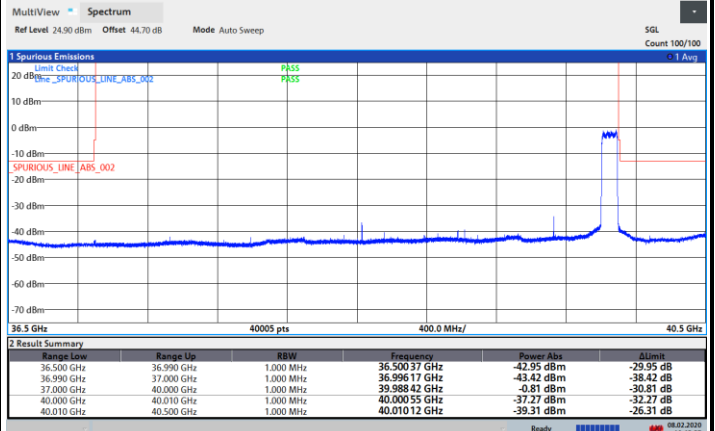
NR Band n260 / 100MHz / 64QAM

Lowest Band Edge / Full RB



19:29:06 08.02.2020

Highest Band Edge / Full RB



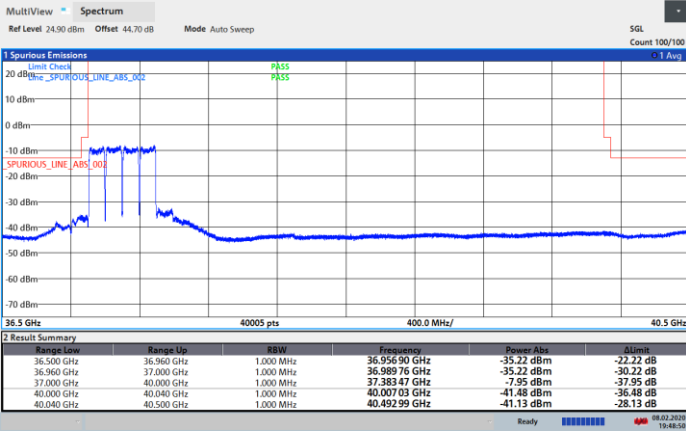
19:45:57 08.02.2020



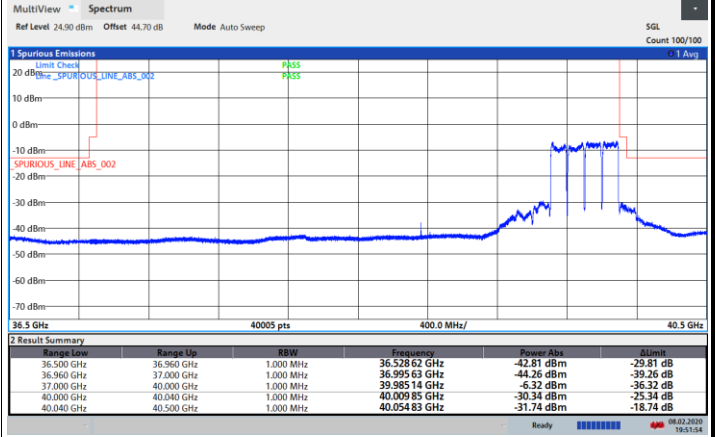
Module 1 AGO

NR Band n260 / 400MHz / QPSK

Lowest Band Edge / Full RB

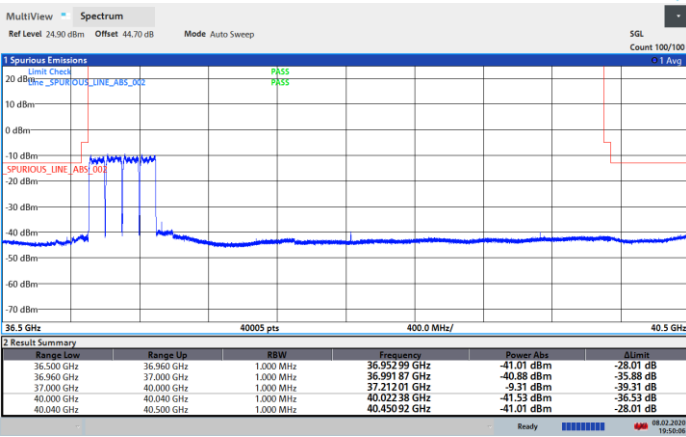


Highest Band Edge / Full RB

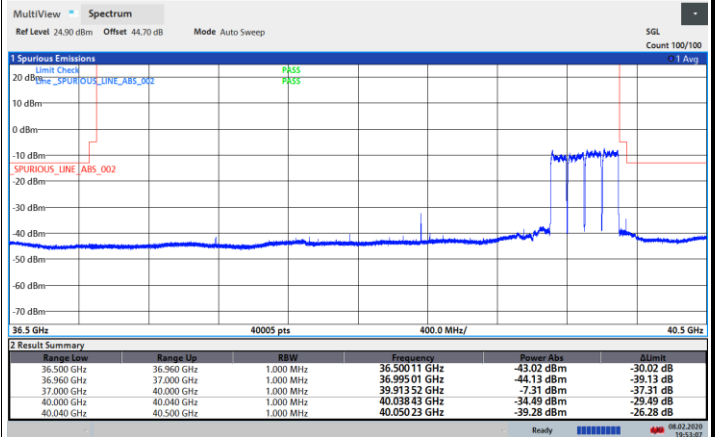


NR Band n260 / 400MHz / 16QAM

Lowest Band Edge / Full RB



Highest Band Edge / Full RB





Module 1 AGO

NR Band n260 / 400MHz / 64QAM

Lowest Band Edge / Full RB

Highest Band Edge / Full RB

