

#01_HAC_E_GSM850_GSM Voice_Ch128

Communication System: GSM-FDD (TDMA, GMSK); Frequency: 824.2 MHz; Duty Cycle: 1:8.6896

Medium: Air Medium parameters used: $\sigma = 0$ S/m, $\epsilon_r = 1$; $\rho = 0$ kg/m³

Ambient Temperature : 23.5 °C

DASY5 Configuration:

- Probe: EF3DV3 - SN4047; ConvF(1, 1, 1) @ 824.2 MHz; Calibrated: 2019/1/30
- Sensor-Surface: (Fix Surface)
- Electronics: DAE4 Sn854; Calibrated: 2019/5/21
- Phantom: HAC Test Arch with AMCC; Type: SD HAC P01 BA;
- Measurement SW: DASY52, Version 52.10 (2); SEMCAD X Version 14.6.12 (7470)

E Scan - ER3D: 15 mm from Probe Center to the Device/Hearing Aid Compatibility Test

(101x101x1): Interpolated grid: dx=0.5000 mm, dy=0.5000 mm

Device Reference Point: 0, 0, -6.3 mm

Reference Value = 51.44 V/m; Power Drift = -0.02 dB

Applied MIF = 3.63 dB

RF audio interference level = 34.15 dBV/m

Emission category: M4

MIF scaled E-field


Grid 1 M4 32.35 dBV/m	Grid 2 M4 33.9 dBV/m	Grid 3 M4 33.83 dBV/m
Grid 4 M4 32.72 dBV/m	Grid 5 M4 34.15 dBV/m	Grid 6 M4 34.01 dBV/m
Grid 7 M4 33.19 dBV/m	Grid 8 M4 33.76 dBV/m	Grid 9 M4 33.61 dBV/m

Cursor:

Total = 34.15 dBV/m

E Category: M4

Location: -5, -0.5, 8.7 mm



0 dB = 50.97 V/m = 34.15 dBV/m

#02_HAC_E_GSM850_GSM Voice_Ch189

Communication System: GSM-FDD (TDMA, GMSK); Frequency: 836.4 MHz; Duty Cycle: 1:8.6896

Medium: Air Medium parameters used: $\sigma = 0$ S/m, $\epsilon_r = 1$; $\rho = 0$ kg/m³

Ambient Temperature : 23.5 °C

DASY5 Configuration:

- Probe: EF3DV3 - SN4047; ConvF(1, 1, 1) @ 836.4 MHz; Calibrated: 2019/1/30
- Sensor-Surface: (Fix Surface)
- Electronics: DAE4 Sn854; Calibrated: 2019/5/21
- Phantom: HAC Test Arch with AMCC; Type: SD HAC P01 BA;
- Measurement SW: DASY52, Version 52.10 (2); SEMCAD X Version 14.6.12 (7470)

E Scan - ER3D: 15 mm from Probe Center to the Device/Hearing Aid Compatibility Test (101x101x1): Interpolated grid: dx=0.5000 mm, dy=0.5000 mm

Device Reference Point: 0, 0, -6.3 mm

Reference Value = 51.26 V/m; Power Drift = -0.01 dB

Applied MIF = 3.63 dB

RF audio interference level = 34.51 dBV/m

Emission category: M4

MIF scaled E-field


Grid 1 M4 32.89 dBV/m	Grid 2 M4 34.12 dBV/m	Grid 3 M4 33.97 dBV/m
Grid 4 M4 33.43 dBV/m	Grid 5 M4 34.43 dBV/m	Grid 6 M4 34.24 dBV/m
Grid 7 M4 34.3 dBV/m	Grid 8 M4 34.51 dBV/m	Grid 9 M4 34.04 dBV/m

Cursor:

Total = 34.51 dBV/m

E Category: M4

Location: 2.5, 25, 8.7 mm



0 dB = 53.14 V/m = 34.51 dBV/m

#03_HAC_E_GSM850_GSM Voice_Ch251

Communication System: GSM-FDD (TDMA, GMSK); Frequency: 848.8 MHz; Duty Cycle: 1:8.6896

Medium: Air Medium parameters used: $\sigma = 0$ S/m, $\epsilon_r = 1$; $\rho = 0$ kg/m³

Ambient Temperature : 23.5 °C

DASY5 Configuration:

- Probe: EF3DV3 - SN4047; ConvF(1, 1, 1) @ 848.8 MHz; Calibrated: 2019/1/30
- Sensor-Surface: (Fix Surface)
- Electronics: DAE4 Sn854; Calibrated: 2019/5/21
- Phantom: HAC Test Arch with AMCC; Type: SD HAC P01 BA;
- Measurement SW: DASY52, Version 52.10 (2); SEMCAD X Version 14.6.12 (7470)

E Scan - ER3D: 15 mm from Probe Center to the Device/Hearing Aid Compatibility Test (101x101x1): Interpolated grid: dx=0.5000 mm, dy=0.5000 mm

Device Reference Point: 0, 0, -6.3 mm

Reference Value = 49.73 V/m; Power Drift = 0.00 dB

Applied MIF = 3.63 dB

RF audio interference level = 34.15 dBV/m

Emission category: M4

MIF scaled E-field


Grid 1 M4 32.21 dBV/m	Grid 2 M4 33.83 dBV/m	Grid 3 M4 33.76 dBV/m
Grid 4 M4 32.92 dBV/m	Grid 5 M4 34.15 dBV/m	Grid 6 M4 34.04 dBV/m
Grid 7 M4 33.86 dBV/m	Grid 8 M4 34.13 dBV/m	Grid 9 M4 33.86 dBV/m

Cursor:

Total = 34.15 dBV/m

E Category: M4

Location: -5, 1, 8.7 mm



0 dB = 51.01 V/m = 34.15 dBV/m

#04_HAC_E_GSM1900_GSM Voice_Ch512

Communication System: GSM-FDD (TDMA, GMSK); Frequency: 1850.2 MHz; Duty Cycle: 1:8.6896

Medium: Air Medium parameters used: $\sigma = 0$ S/m, $\epsilon_r = 1$; $\rho = 0$ kg/m³

Ambient Temperature : 23.5 °C

DASY5 Configuration:

- Probe: EF3DV3 - SN4047; ConvF(1, 1, 1) @ 1850.2 MHz; Calibrated: 2019/1/30
- Sensor-Surface: (Fix Surface)
- Electronics: DAE4 Sn854; Calibrated: 2019/5/21
- Phantom: HAC Test Arch with AMCC; Type: SD HAC P01 BA;
- Measurement SW: DASY52, Version 52.10 (2); SEMCAD X Version 14.6.12 (7470)

E Scan - ER3D: 15 mm from Probe Center to the Device/Hearing Aid Compatibility Test (101x101x1): Interpolated grid: dx=0.5000 mm, dy=0.5000 mm

Device Reference Point: 0, 0, -6.3 mm

Reference Value = 8.288 V/m; Power Drift = 0.18 dB

Applied MIF = 3.63 dB

RF audio interference level = 28.11 dBV/m

Emission category: M4

MIF scaled E-field


Grid 1 M4 26.9 dBV/m	Grid 2 M4 28.11 dBV/m	Grid 3 M4 27.92 dBV/m
Grid 4 M4 21.99 dBV/m	Grid 5 M4 24.26 dBV/m	Grid 6 M4 24.25 dBV/m
Grid 7 M4 25.98 dBV/m	Grid 8 M4 26.08 dBV/m	Grid 9 M4 24.74 dBV/m

Cursor:

Total = 28.11 dBV/m

E Category: M4

Location: -4, -25, 8.7 mm



0 dB = 25.44 V/m = 28.11 dBV/m

#05_HAC_E_GSM1900_GSM Voice_Ch661

Communication System: GSM-FDD (TDMA, GMSK); Frequency: 1880 MHz; Duty Cycle: 1:8.6896

Medium: Air Medium parameters used: $\sigma = 0$ S/m, $\epsilon_r = 1$; $\rho = 0$ kg/m³

Ambient Temperature : 23.5 °C

DASY5 Configuration:

- Probe: EF3DV3 - SN4047; ConvF(1, 1, 1) @ 1880 MHz; Calibrated: 2019/1/30
- Sensor-Surface: (Fix Surface)
- Electronics: DAE4 Sn854; Calibrated: 2019/5/21
- Phantom: HAC Test Arch with AMCC; Type: SD HAC P01 BA;
- Measurement SW: DASY52, Version 52.10 (2); SEMCAD X Version 14.6.12 (7470)

E Scan - ER3D: 15 mm from Probe Center to the Device/Hearing Aid Compatibility Test (101x101x1): Interpolated grid: dx=0.5000 mm, dy=0.5000 mm

Device Reference Point: 0, 0, -6.3 mm

Reference Value = 9.165 V/m; Power Drift = -0.00 dB

Applied MIF = 3.63 dB

RF audio interference level = 28.31 dBV/m

Emission category: M4

MIF scaled E-field


Grid 1 M4 26.42 dBV/m	Grid 2 M4 28.31 dBV/m	Grid 3 M4 28.18 dBV/m
Grid 4 M4 22.16 dBV/m	Grid 5 M4 25.07 dBV/m	Grid 6 M4 25.07 dBV/m
Grid 7 M4 26.9 dBV/m	Grid 8 M4 27.09 dBV/m	Grid 9 M4 25.43 dBV/m

Cursor:

Total = 28.31 dBV/m

E Category: M4

Location: -5.5, -25, 8.7 mm



0 dB = 26.03 V/m = 28.31 dBV/m

#06_HAC_E_GSM1900_GSM Voice_Ch810

Communication System: GSM-FDD (TDMA, GMSK); Frequency: 1909.8 MHz; Duty Cycle: 1:8.6896

Medium: Air Medium parameters used: $\sigma = 0$ S/m, $\epsilon_r = 1$; $\rho = 0$ kg/m³

Ambient Temperature : 23.5 °C

DASY5 Configuration:

- Probe: EF3DV3 - SN4047; ConvF(1, 1, 1) @ 1909.8 MHz; Calibrated: 2019/1/30
- Sensor-Surface: (Fix Surface)
- Electronics: DAE4 Sn854; Calibrated: 2019/5/21
- Phantom: HAC Test Arch with AMCC; Type: SD HAC P01 BA;
- Measurement SW: DASY52, Version 52.10 (2); SEMCAD X Version 14.6.12 (7470)

E Scan - ER3D: 15 mm from Probe Center to the Device/Hearing Aid Compatibility Test

(101x101x1): Interpolated grid: dx=0.5000 mm, dy=0.5000 mm

Device Reference Point: 0, 0, -6.3 mm

Reference Value = 10.44 V/m; Power Drift = 0.04 dB

Applied MIF = 3.63 dB

RF audio interference level = 28.19 dBV/m

Emission category: M4

MIF scaled E-field


Grid 1 M4 26.91 dBV/m	Grid 2 M4 28.19 dBV/m	Grid 3 M4 28.06 dBV/m
Grid 4 M4 22.93 dBV/m	Grid 5 M4 25.17 dBV/m	Grid 6 M4 25.08 dBV/m
Grid 7 M4 26.65 dBV/m	Grid 8 M4 26.88 dBV/m	Grid 9 M4 25.93 dBV/m

Cursor:

Total = 28.19 dBV/m

E Category: M4

Location: -3, -25, 8.7 mm



0 dB = 25.69 V/m = 28.20 dBV/m