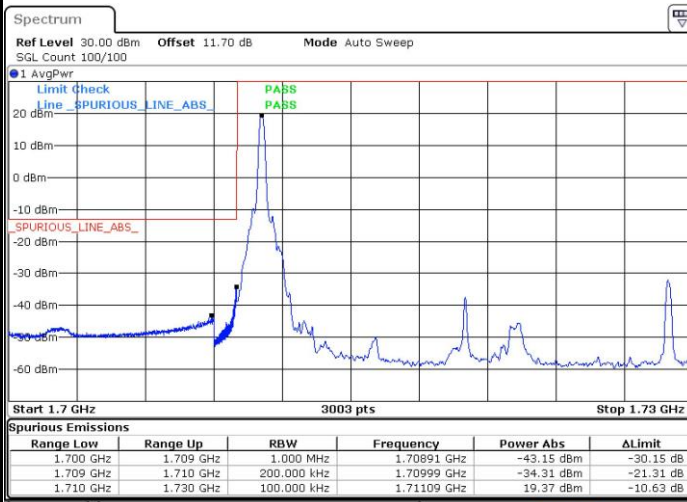




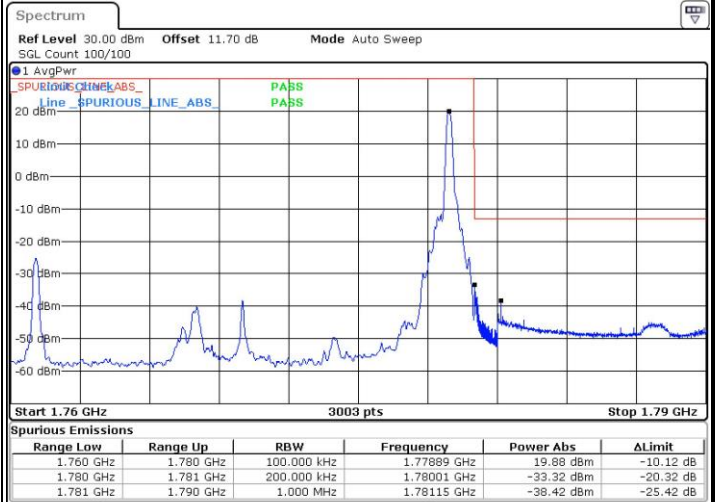
LTE Band 66 / 20MHz / QPSK

Lowest Band Edge / 1 RB



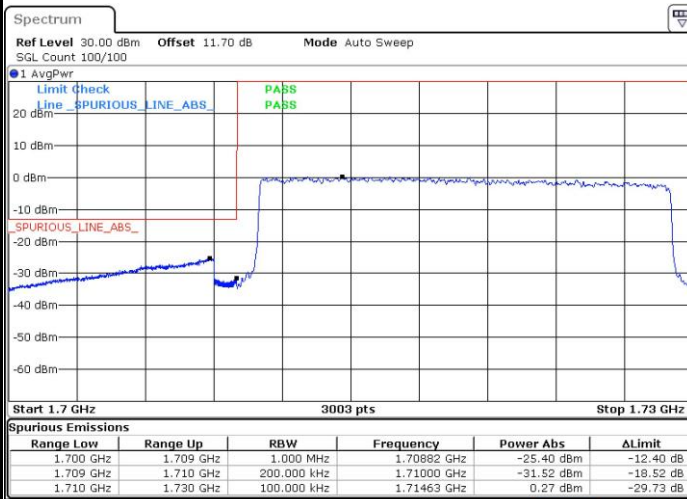
Date: 13.MAY.2019 11:05:46

Highest Band Edge / 1 RB



Date: 13.MAY.2019 11:14:20

Lowest Band Edge / Full RB



Date: 13.MAY.2019 11:07:49

Highest Band Edge / Full RB

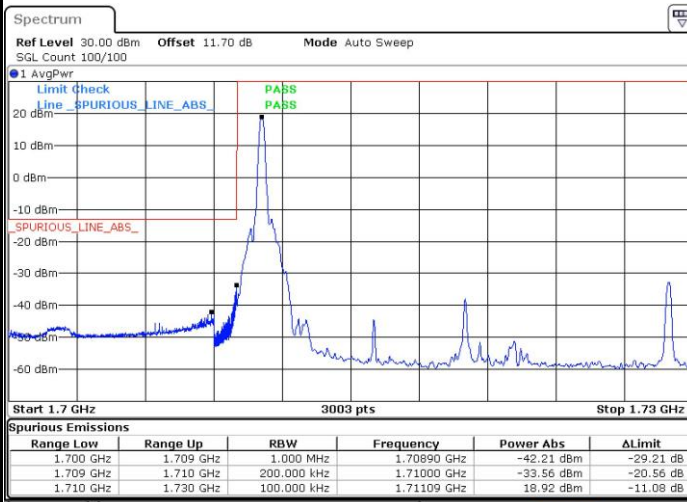


Date: 13.MAY.2019 11:16:23



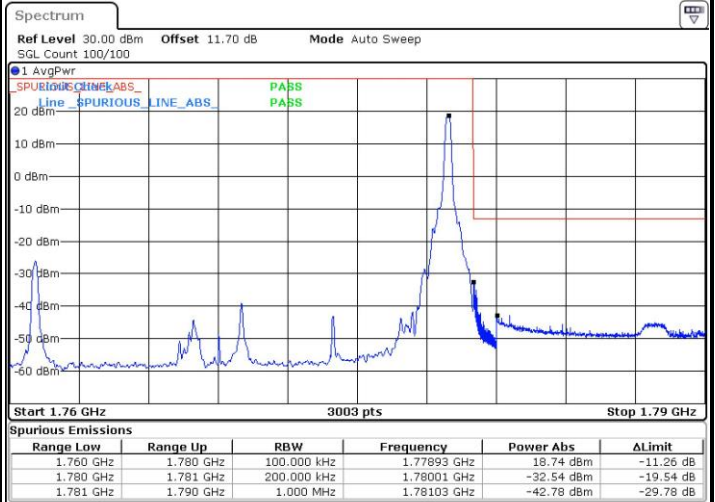
LTE Band 66 / 20MHz / 16QAM

Lowest Band Edge / 1 RB



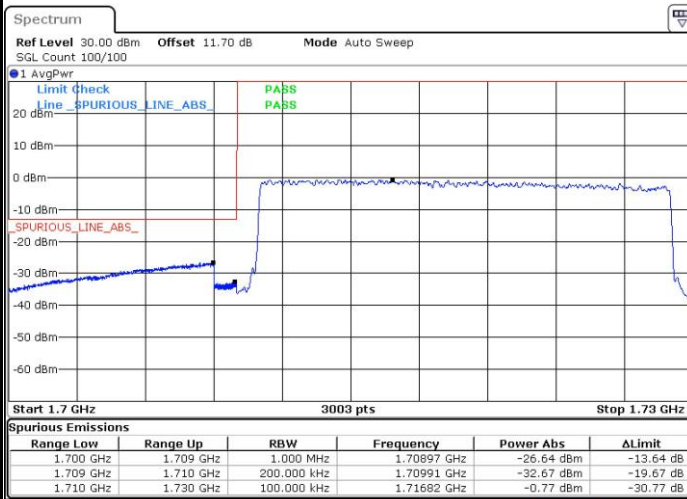
Date: 13.MAY.2019 11:06:48

Highest Band Edge / 1 RB



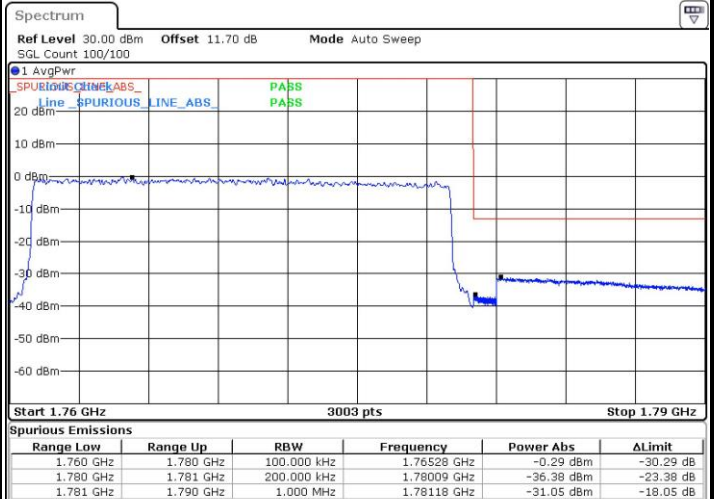
Date: 13.MAY.2019 11:15:22

Lowest Band Edge / Full RB



Date: 13.MAY.2019 11:08:50

Highest Band Edge / Full RB

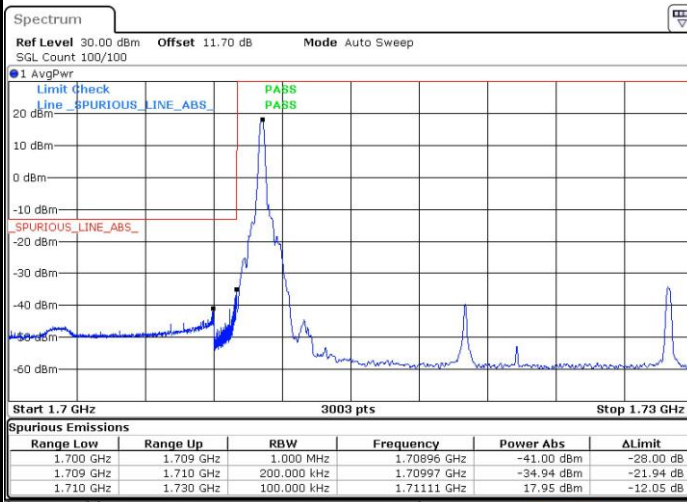


Date: 13.MAY.2019 11:17:24



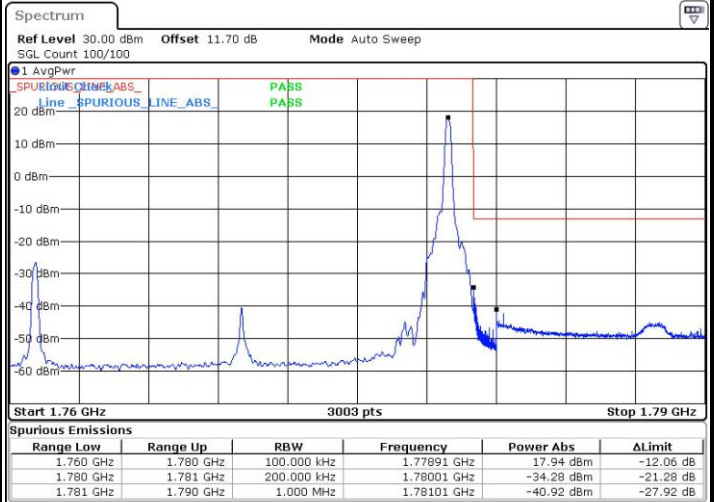
LTE Band 66 / 20MHz / 64QAM

Lowest Band Edge / 1 RB



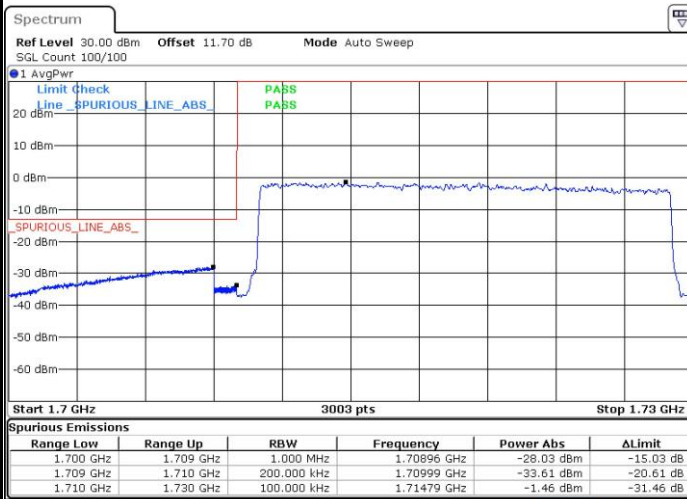
Date: 13.MAY.2019 11:20:14

Highest Band Edge / 1 RB



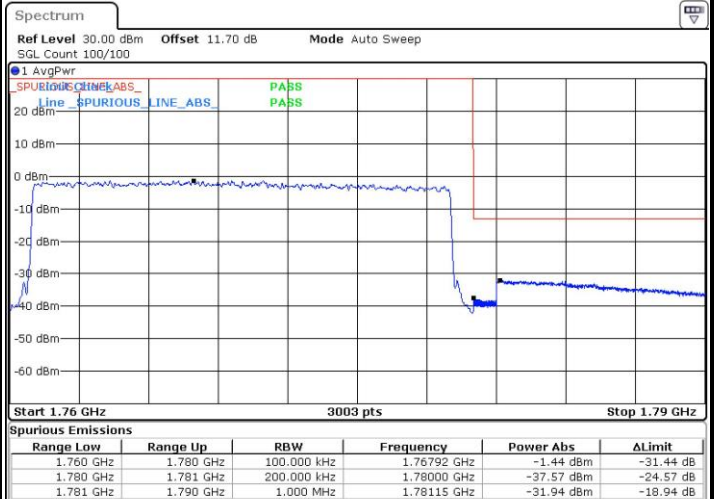
Date: 13.MAY.2019 11:24:30

Lowest Band Edge / Full RB



Date: 13.MAY.2019 11:21:15


Highest Band Edge / Full RB



Date: 13.MAY.2019 11:25:31



# Conducted Spurious Emission

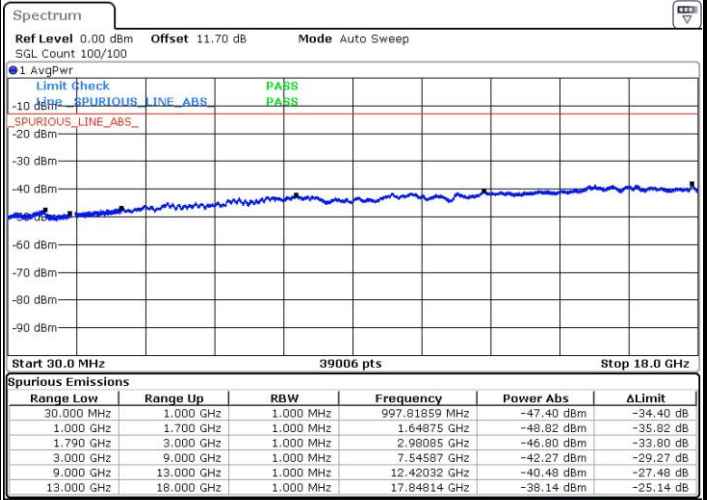
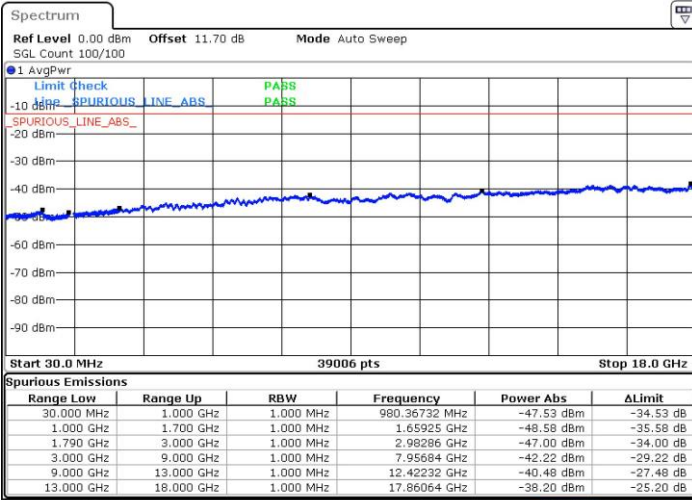




LTE Band 66 / 1.4MHz

Highest Channel / QPSK

Highest Channel / 16QAM



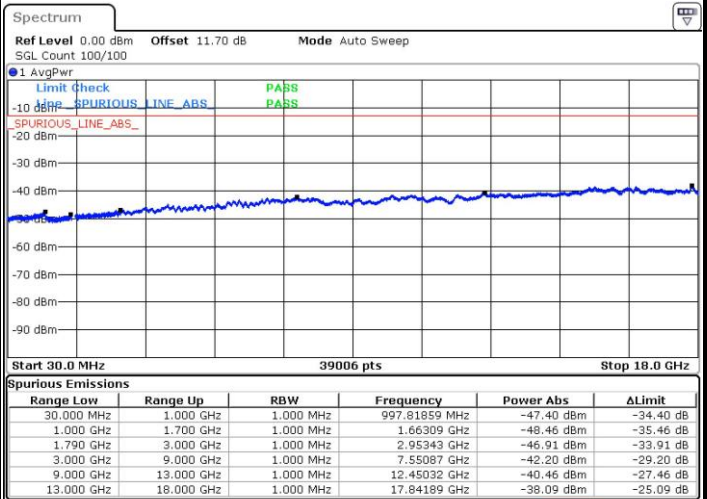
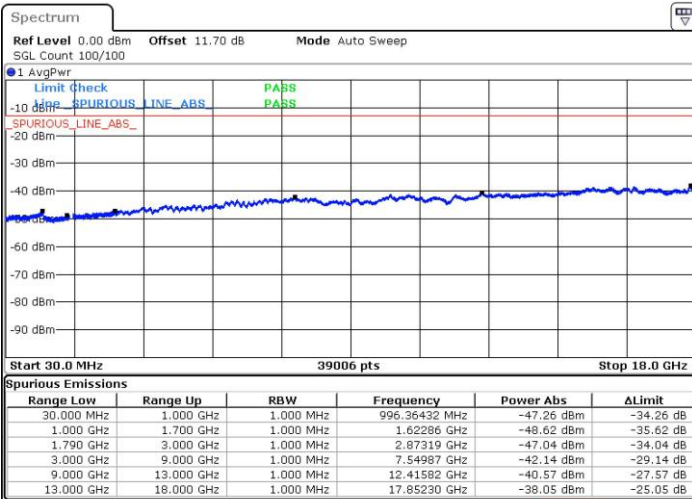
Date: 13.MAY.2019 09:26:16

Date: 13.MAY.2019 09:26:58

LTE Band 66 / 3MHz

Lowest Channel / QPSK

Lowest Channel / 16QAM



Date: 13.MAY.2019 09:40:15

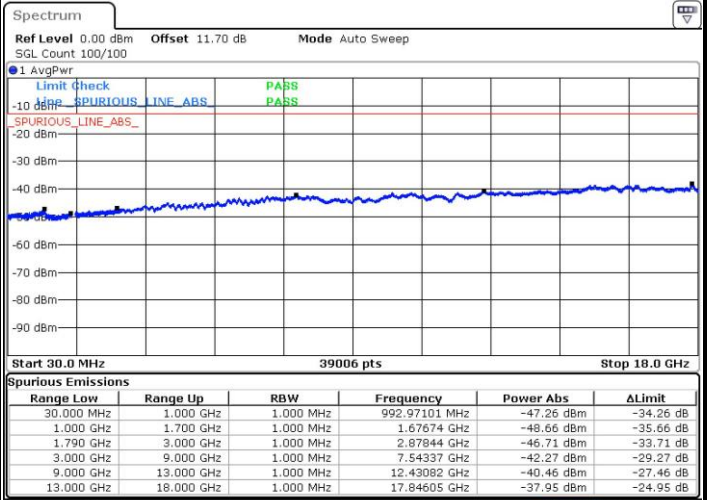
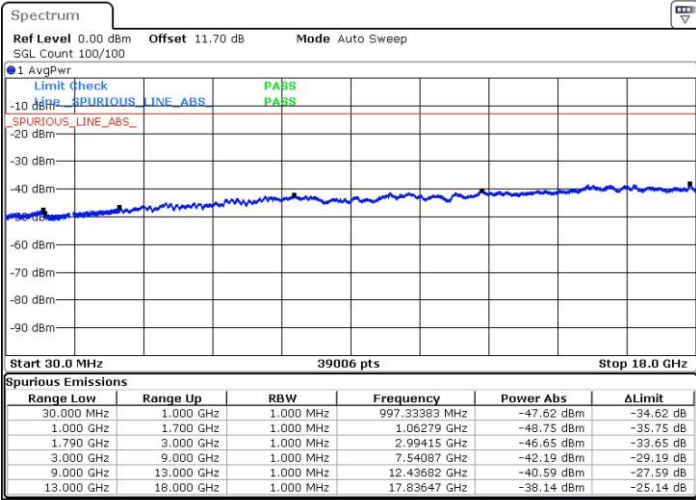
Date: 13.MAY.2019 09:40:57



LTE Band 66 / 3MHz

Middle Channel / QPSK

Middle Channel / 16QAM

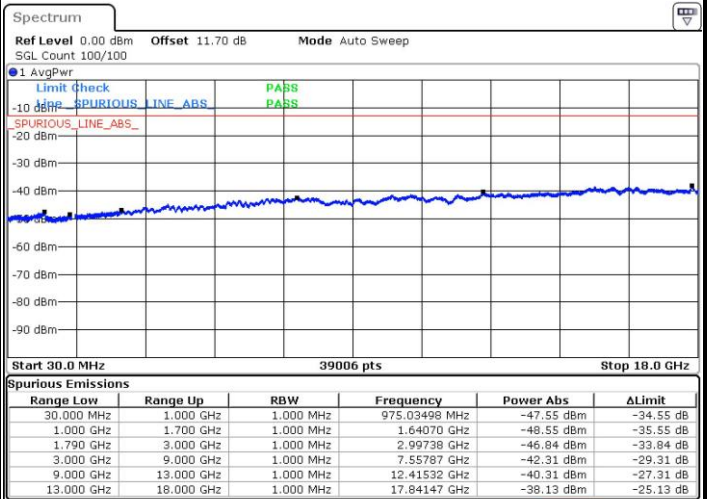
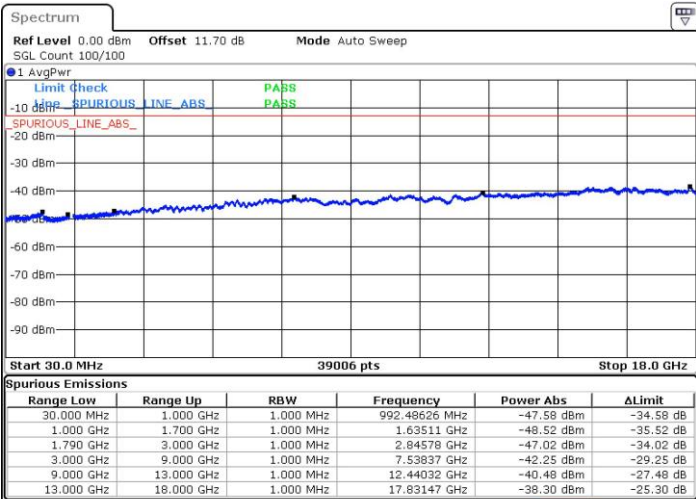


Date: 13.MAY.2019 09:42:29

Date: 13.MAY.2019 09:43:11

Highest Channel / QPSK

Highest Channel / 16QAM



Date: 13.MAY.2019 09:48:49

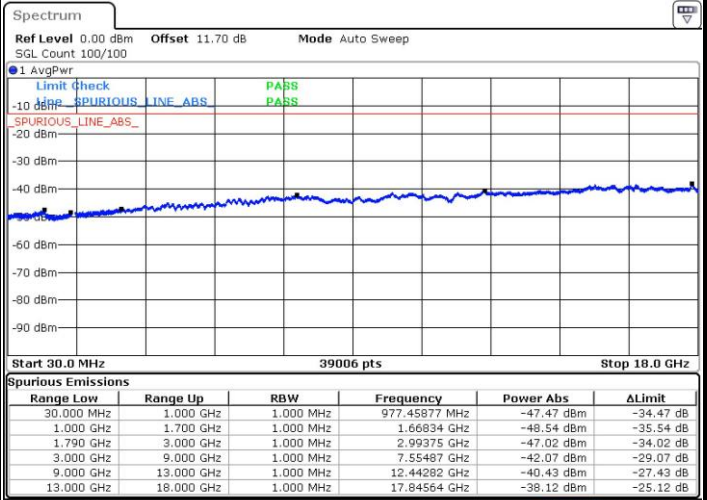
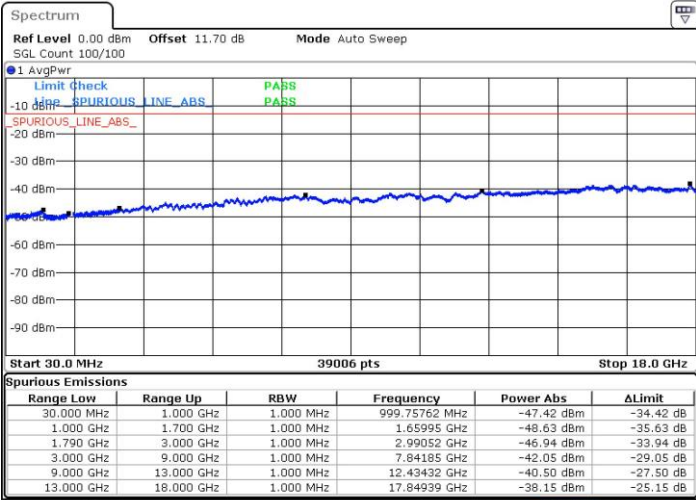
Date: 13.MAY.2019 09:49:31



LTE Band 66 / 5MHz

Lowest Channel / QPSK

Lowest Channel / 16QAM

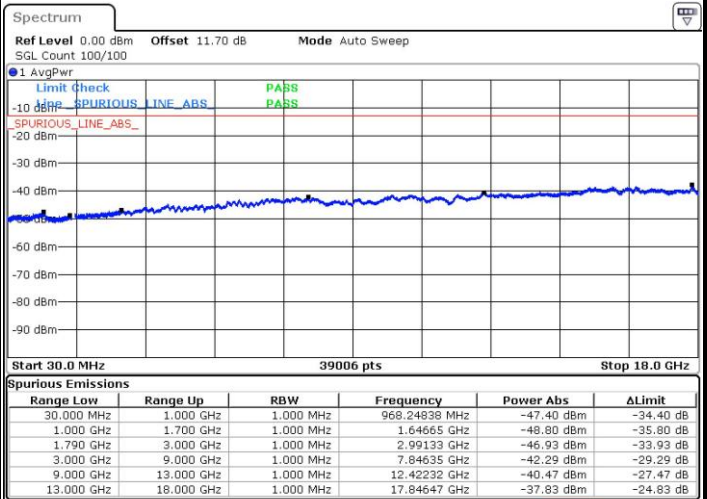
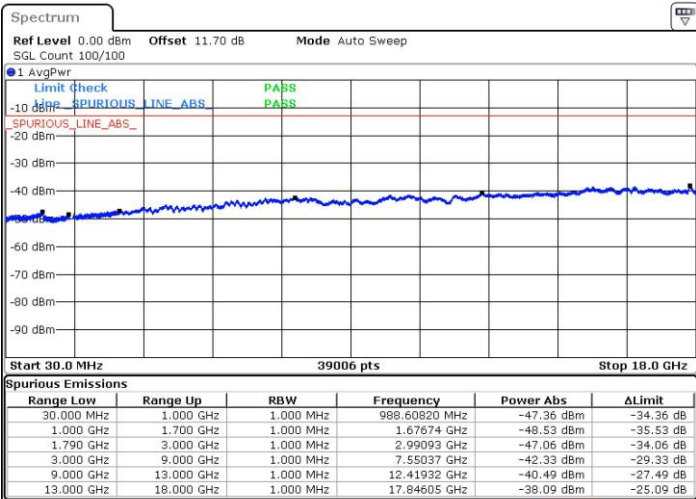


Date: 13.MAY.2019 10:10:03

Date: 13.MAY.2019 10:10:45

Middle Channel / QPSK

Middle Channel / 16QAM



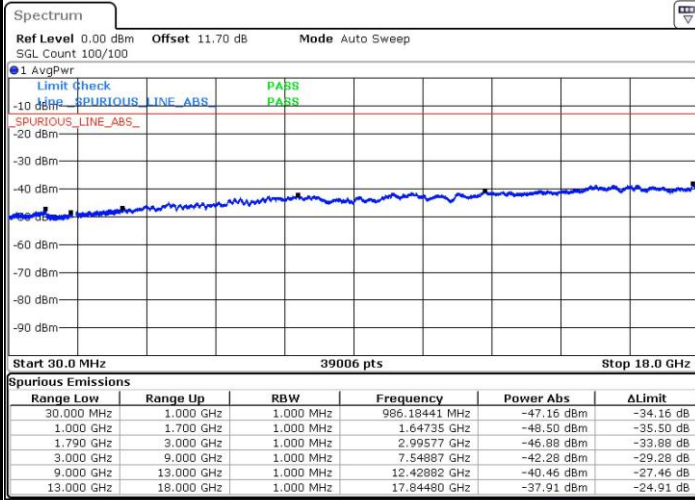
Date: 13.MAY.2019 10:12:17

Date: 13.MAY.2019 10:12:59



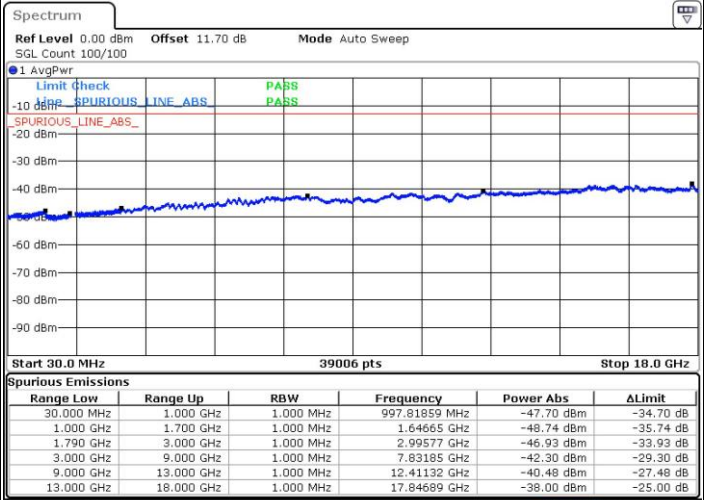
LTE Band 66 / 5MHz

Highest Channel / QPSK



Date: 13.MAY.2019 10:18:36

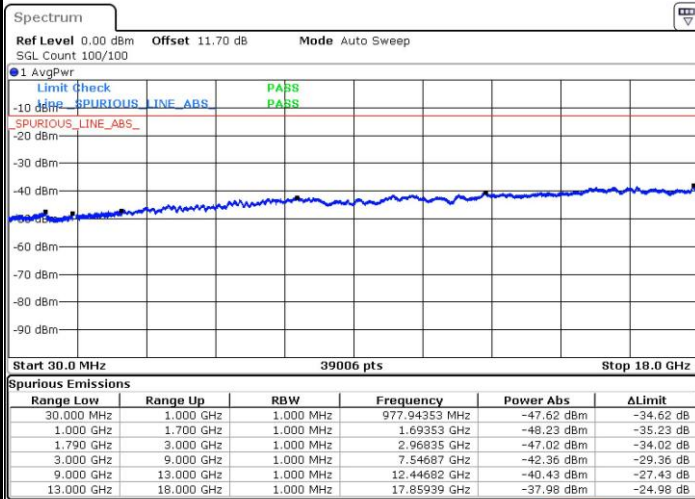
Highest Channel / 16QAM



Date: 13.MAY.2019 10:19:19

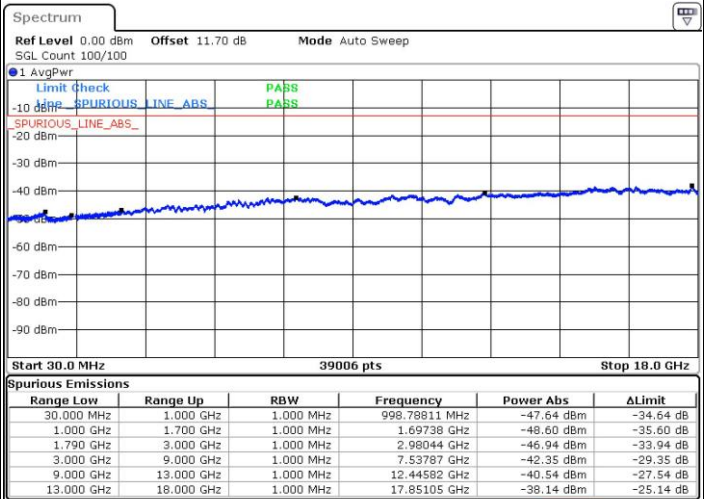
LTE Band 66 / 10MHz

Lowest Channel / QPSK



Date: 13.MAY.2019 10:24:56

Lowest Channel / 16QAM



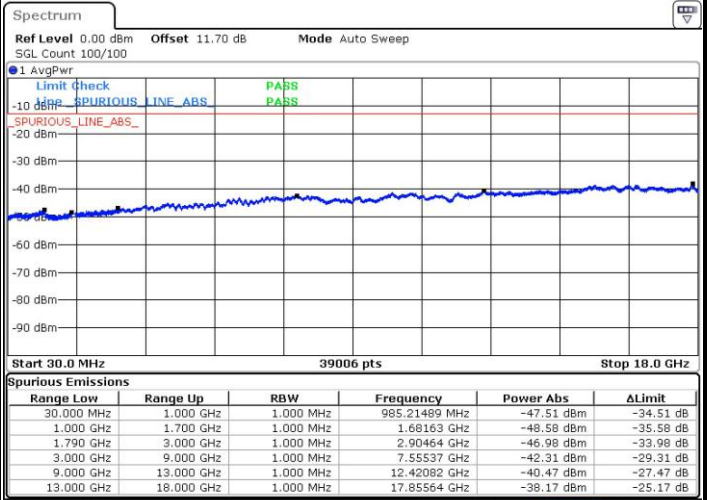
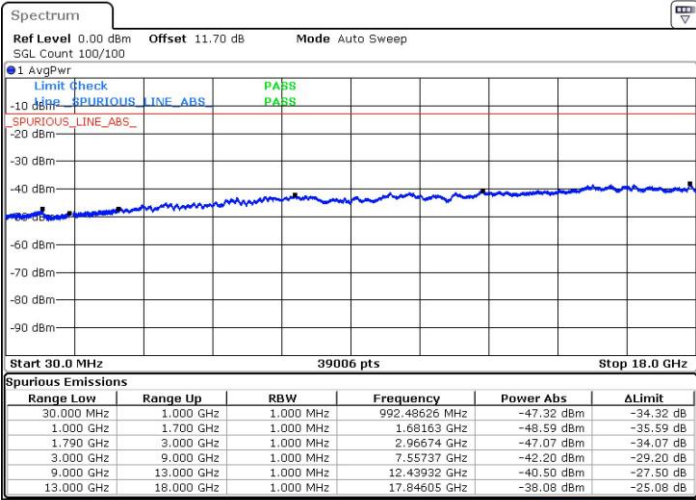
Date: 13.MAY.2019 10:25:38



LTE Band 66 / 10MHz

Middle Channel / QPSK

Middle Channel / 16QAM

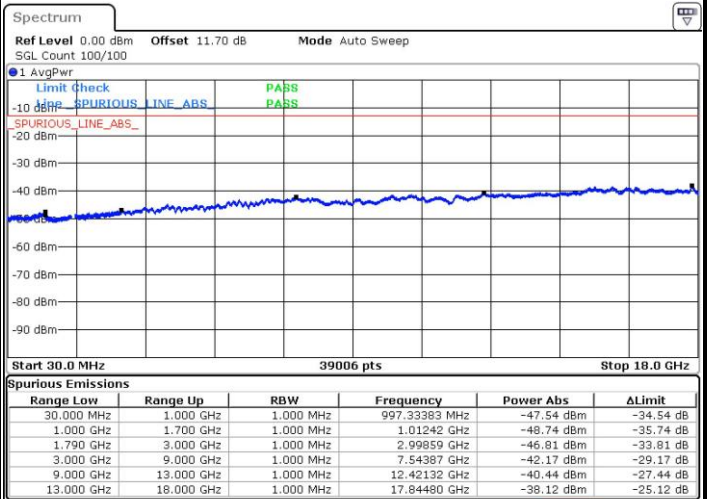
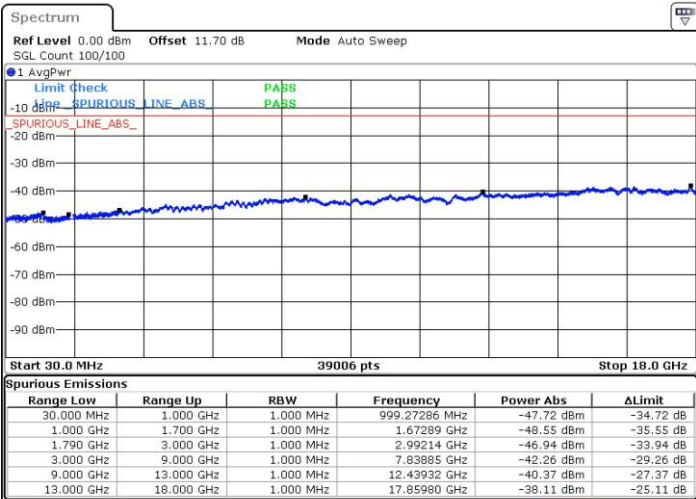


Date: 13.MAY.2019 10:27:10

Date: 13.MAY.2019 10:27:52

Highest Channel / QPSK

Highest Channel / 16QAM



Date: 13.MAY.2019 10:33:28

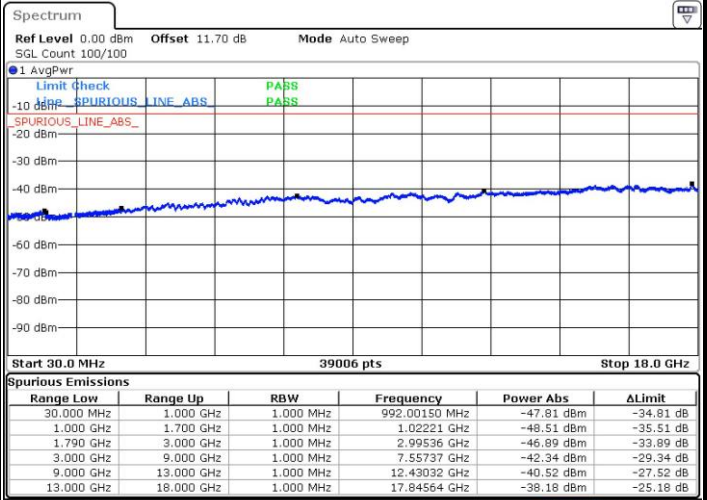
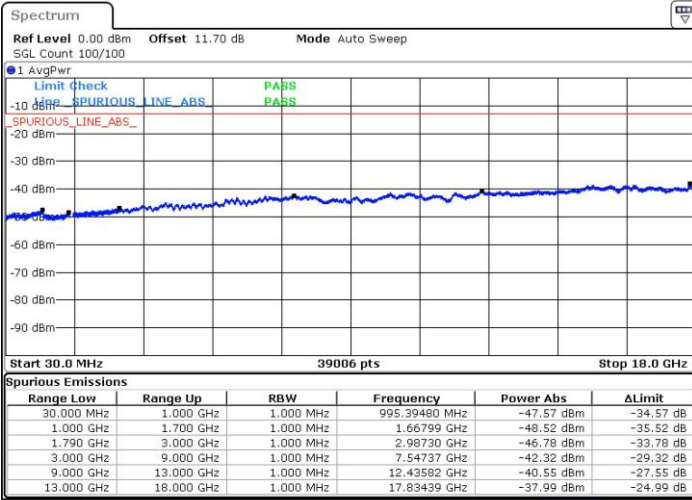
Date: 13.MAY.2019 10:34:11



LTE Band 66 / 15MHz

Lowest Channel / QPSK

Lowest Channel / 16QAM

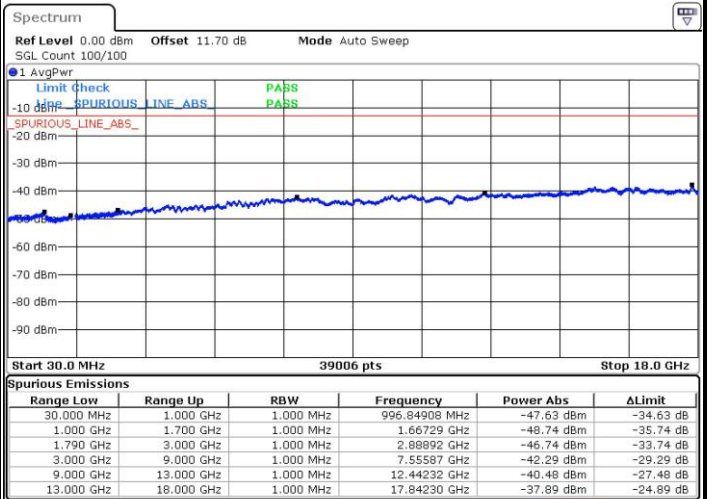
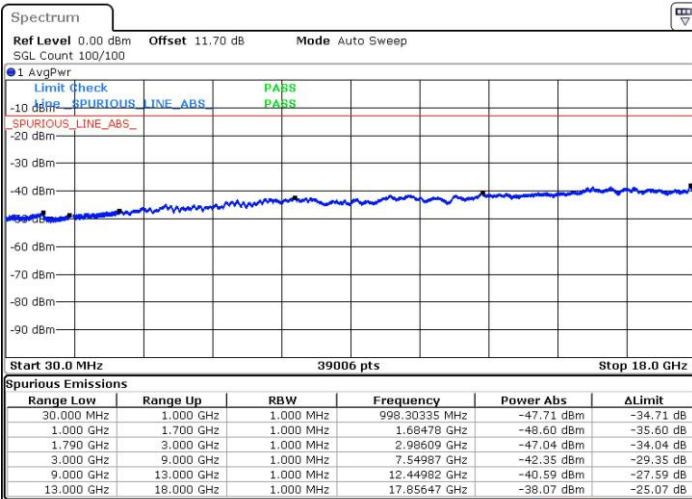


Date: 13.MAY.2019 10:54:39

Date: 13.MAY.2019 10:55:21

Middle Channel / QPSK

Middle Channel / 16QAM



Date: 13.MAY.2019 10:56:53

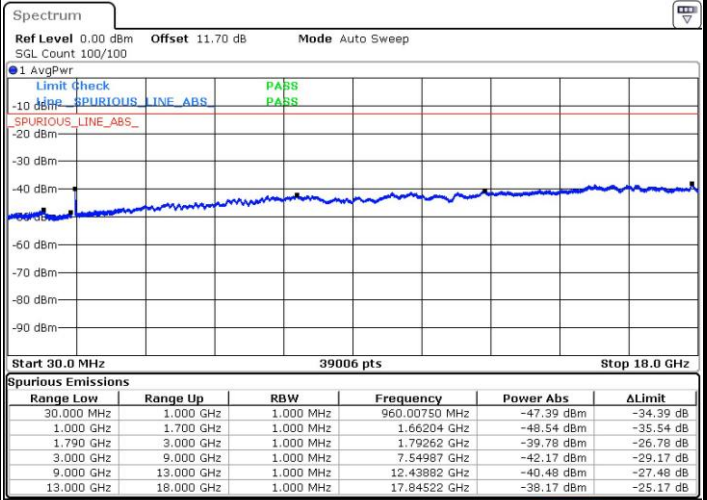
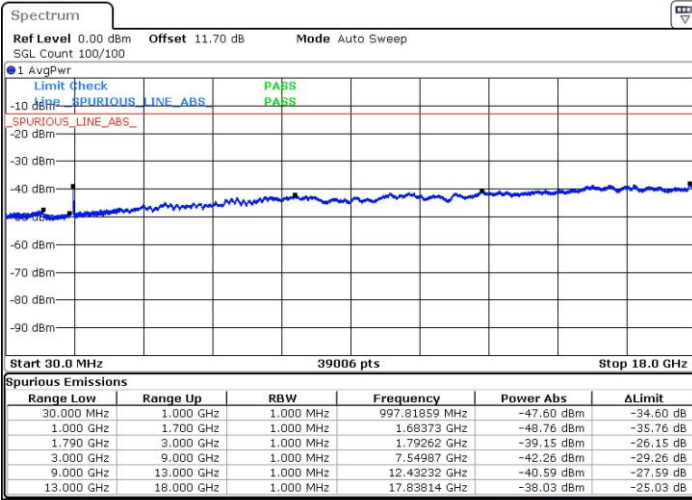
Date: 13.MAY.2019 10:57:35



LTE Band 66 / 15MHz

Highest Channel / QPSK

Highest Channel / 16QAM



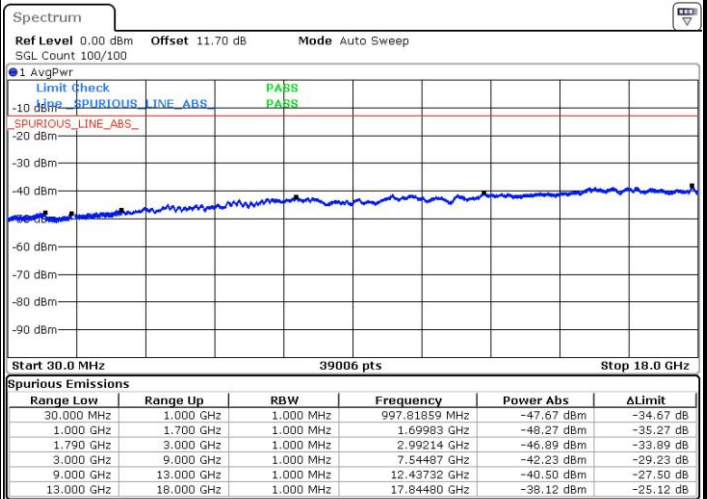
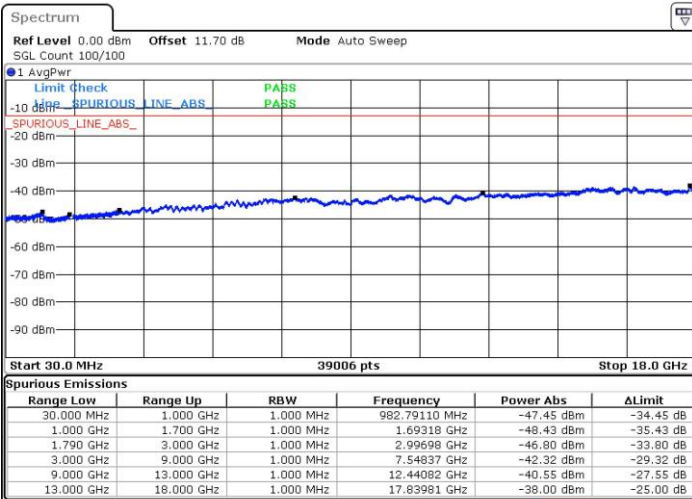
Date: 13.MAY.2019 11:03:12

Date: 13.MAY.2019 11:03:55

LTE Band 66 / 20MHz

Lowest Channel / QPSK

Lowest Channel / 16QAM



Date: 13.MAY.2019 11:09:32

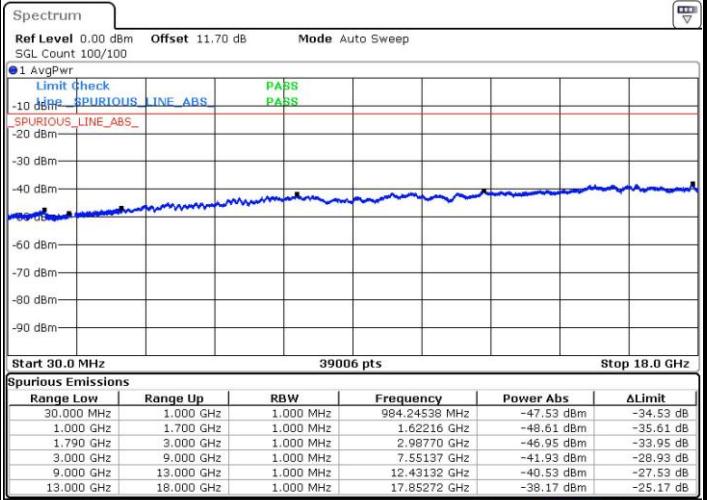
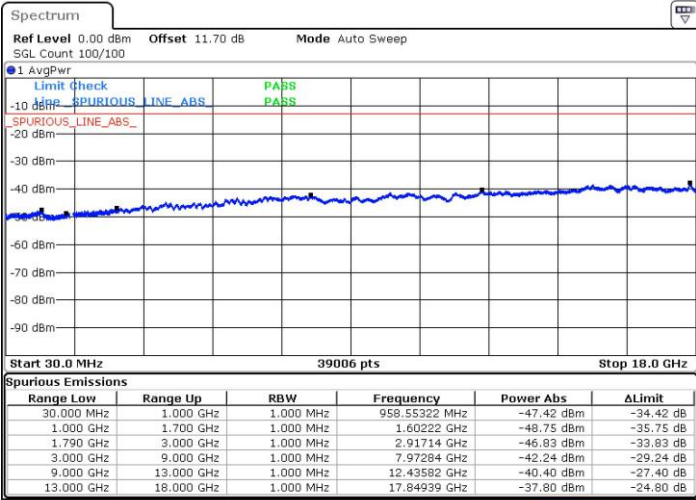
Date: 13.MAY.2019 11:10:14



LTE Band 66 / 20MHz

Middle Channel / QPSK

Middle Channel / 16QAM

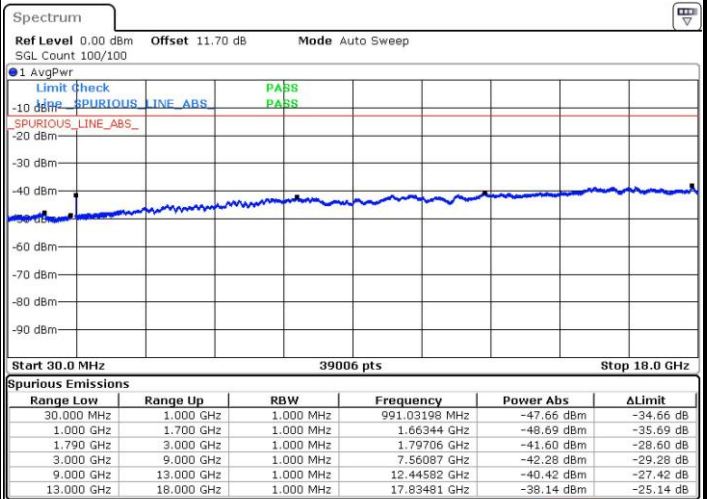
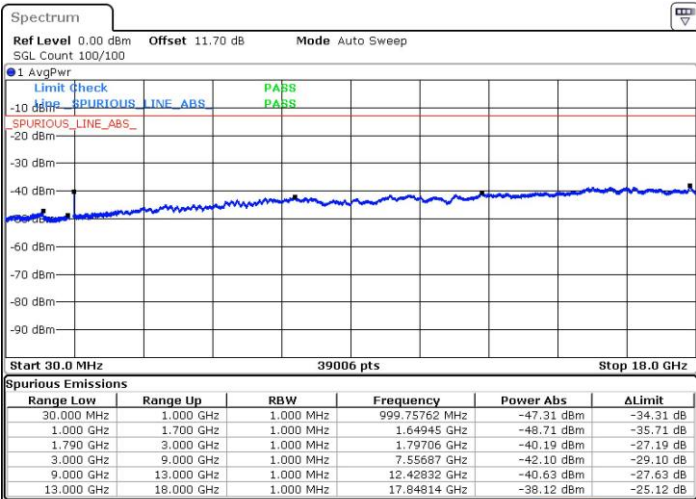


Date: 13.MAY.2019 11:11:47

Date: 13.MAY.2019 11:12:29

Highest Channel / QPSK

Highest Channel / 16QAM



Date: 13.MAY.2019 11:18:06

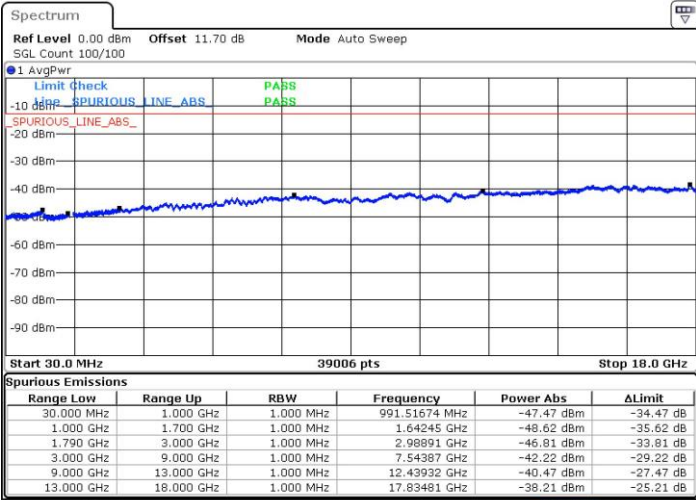
Date: 13.MAY.2019 11:18:48



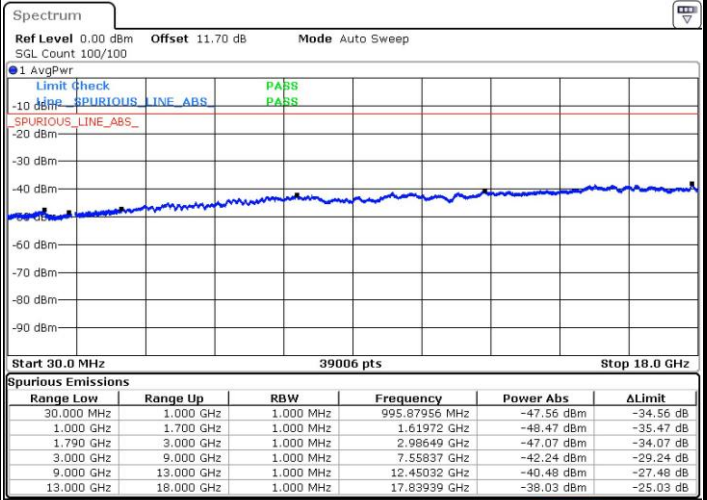
LTE Band 66 / 1.4MHz

Lowest Channel / 64QAM

Middle Channel / 64QAM

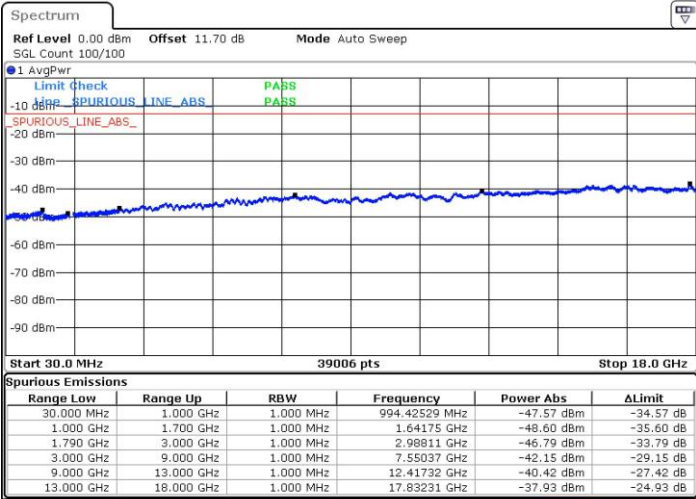


Date: 13.MAY.2019 09:30:14



Date: 13.MAY.2019 09:31:21

Highest Channel / 64QAM



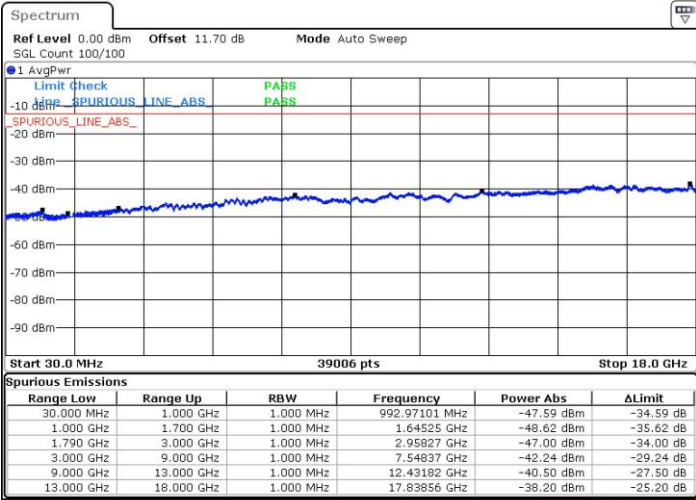
Date: 13.MAY.2019 09:34:37



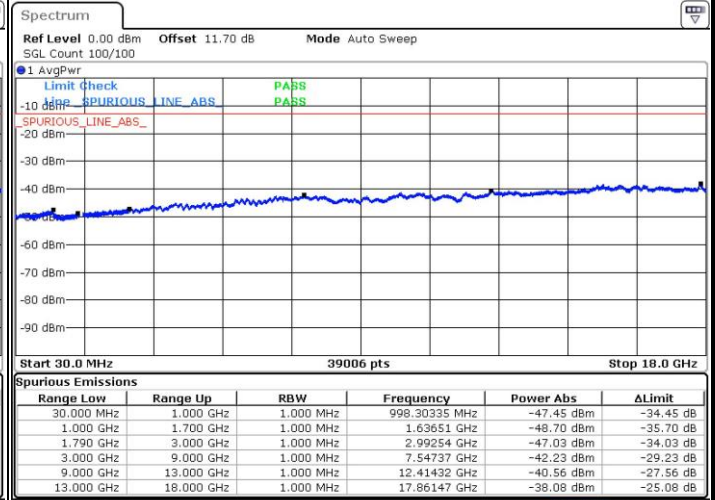
LTE Band 66 / 3MHz

Lowest Channel / 64QAM

Middle Channel / 64QAM

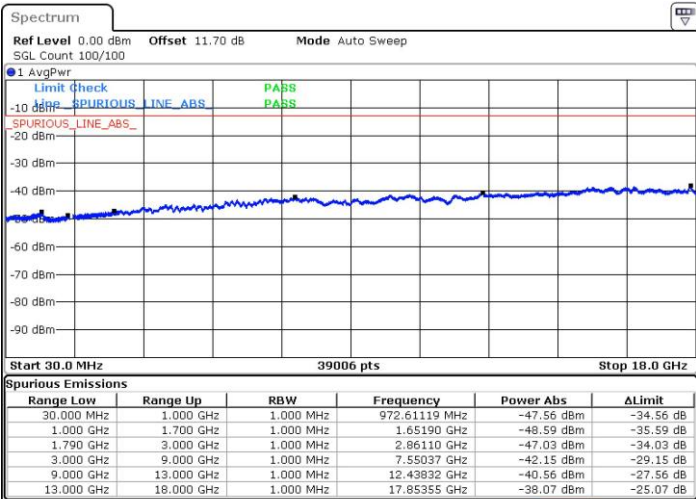


Date: 13.MAY.2019 09:52:41



Date: 13.MAY.2019 09:53:49

Highest Channel / 64QAM



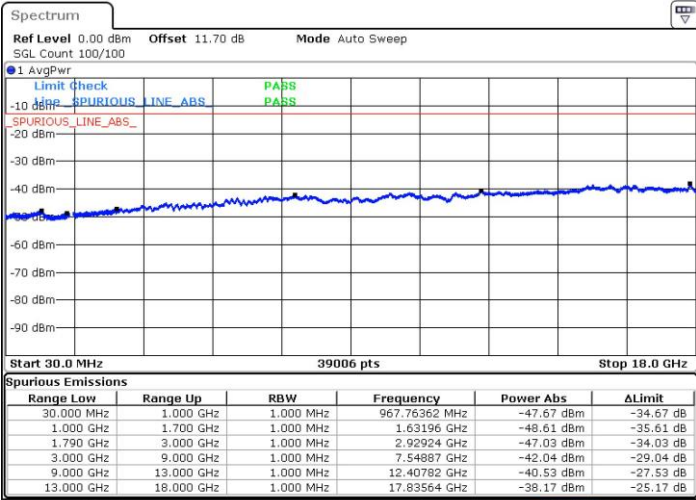
Date: 13.MAY.2019 09:56:58



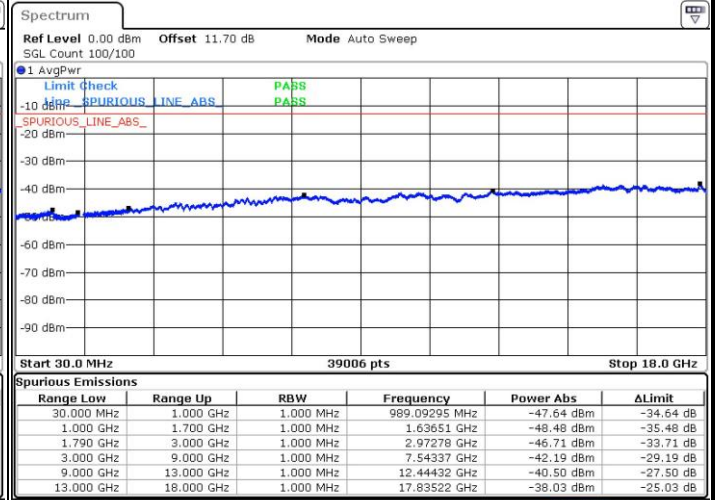
LTE Band 66 / 5MHz

Lowest Channel / 64QAM

Middle Channel / 64QAM

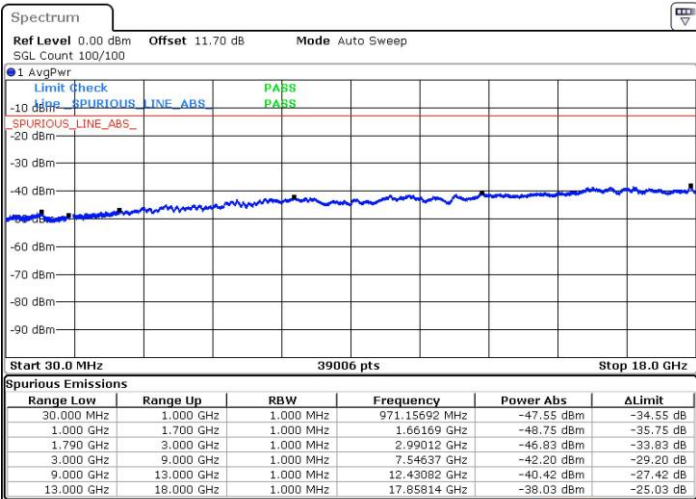


Date: 13.MAY.2019 10:00:09



Date: 13.MAY.2019 10:01:16

Highest Channel / 64QAM



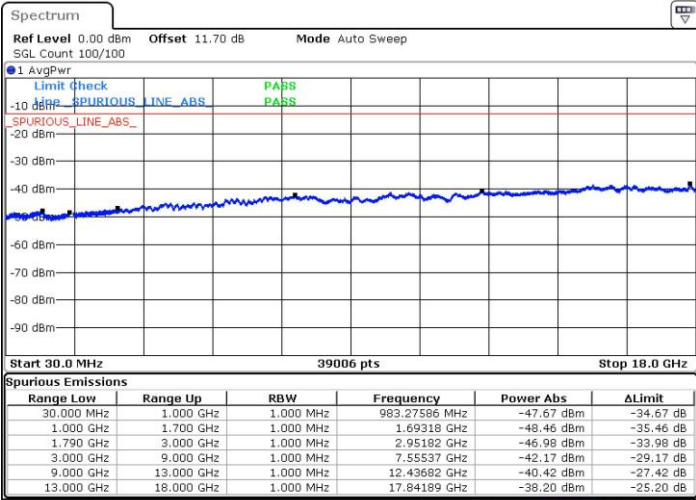
Date: 13.MAY.2019 10:04:26



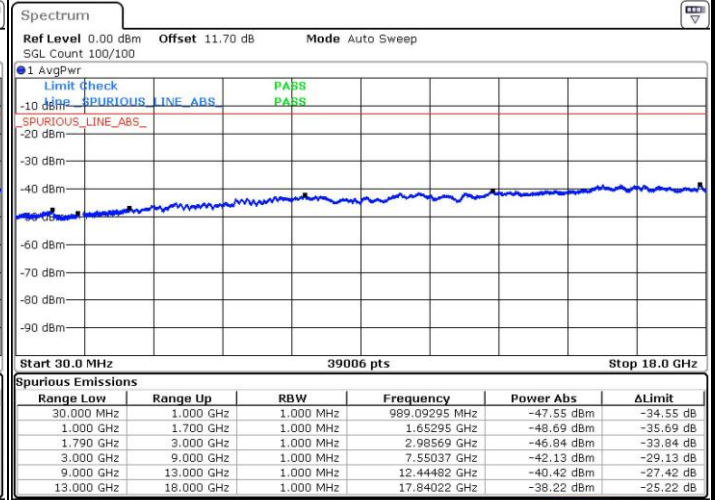
LTE Band 66 / 10MHz

Lowest Channel / 64QAM

Middle Channel / 64QAM

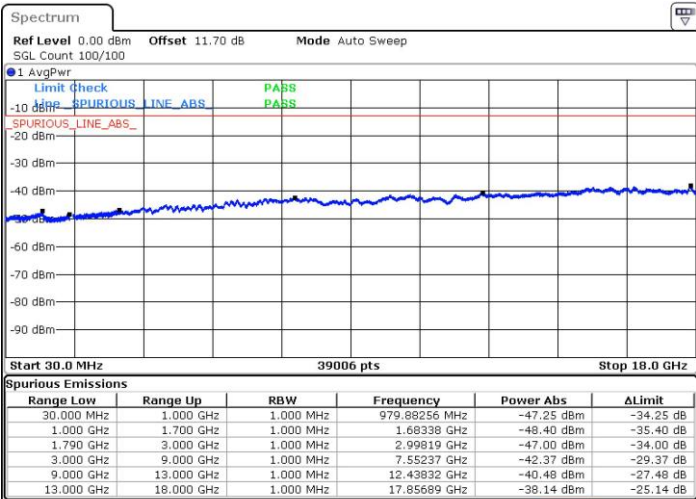


Date: 13.MAY.2019 10:37:20



Date: 13.MAY.2019 10:38:27

Highest Channel / 64QAM



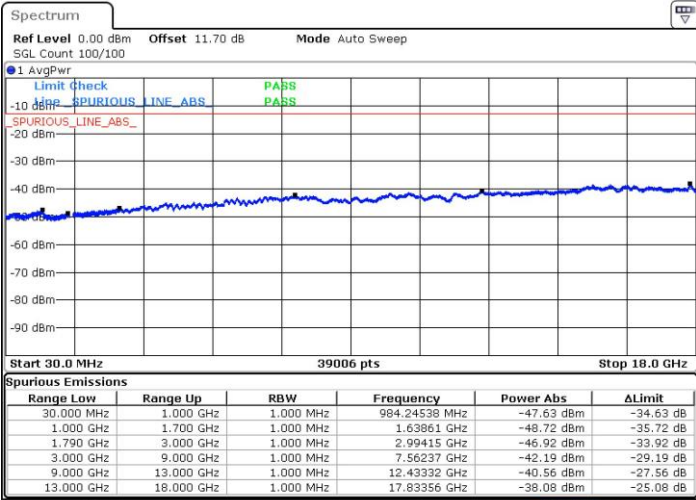
Date: 13.MAY.2019 10:41:36



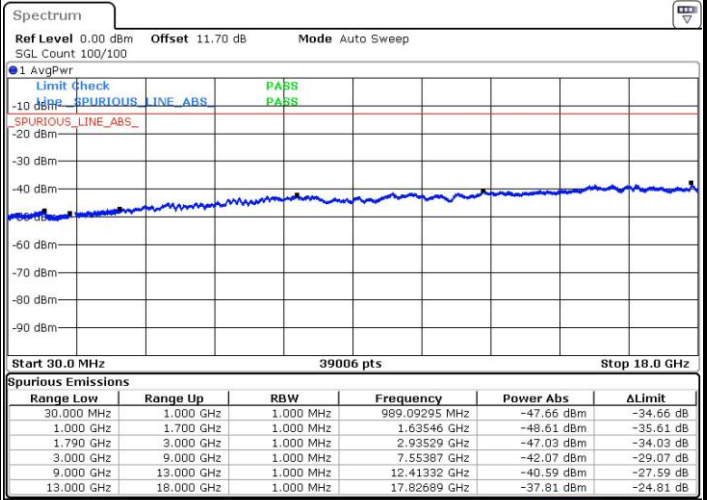
LTE Band 66 / 15MHz

Lowest Channel / 64QAM

Middle Channel / 64QAM

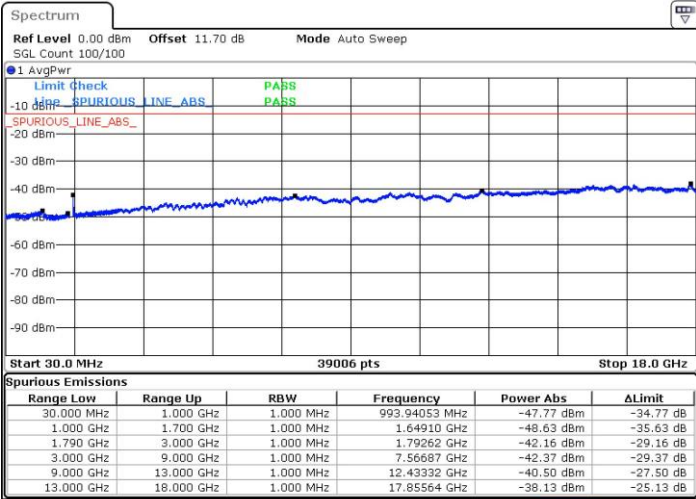


Date: 13.MAY.2019 10:44:46



Date: 13.MAY.2019 10:45:53

Highest Channel / 64QAM



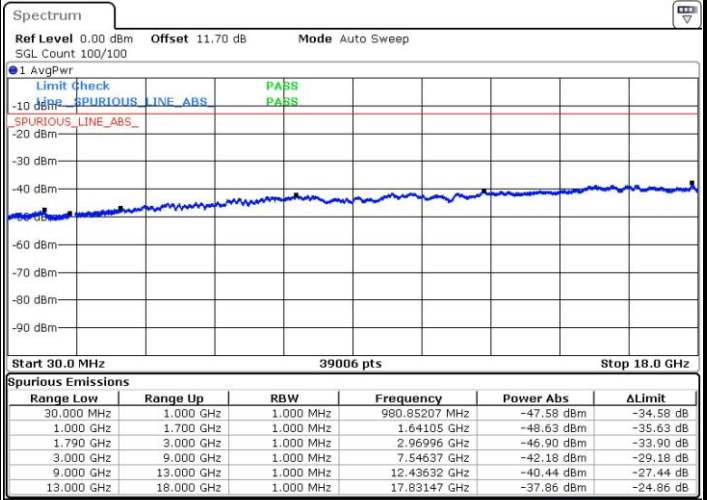
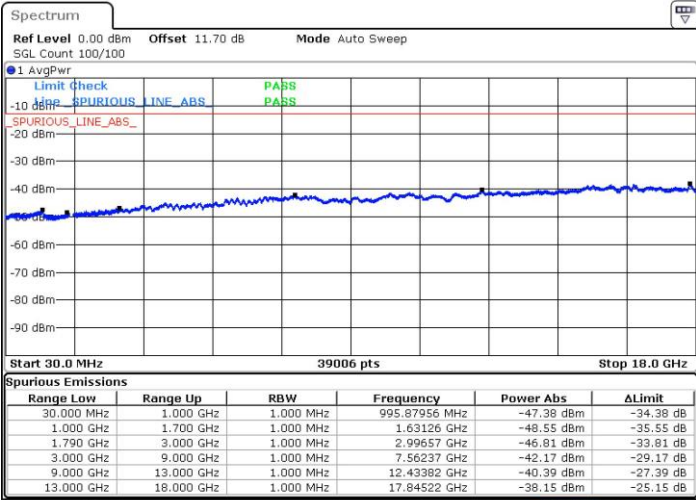
Date: 13.MAY.2019 10:49:02



LTE Band 66 / 20MHz

Lowest Channel / 64QAM

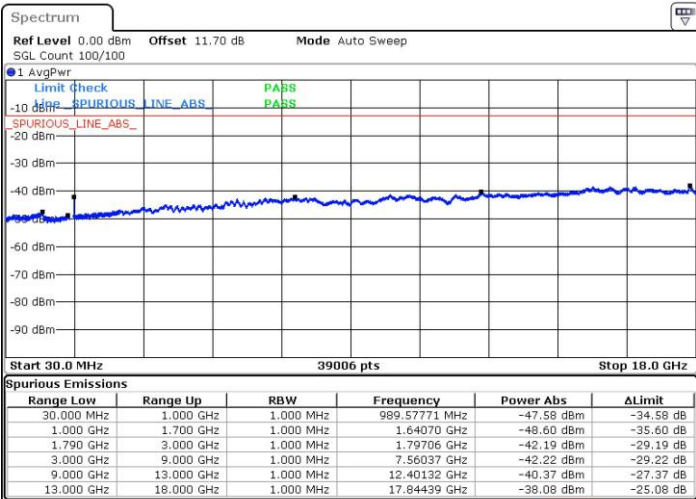
Middle Channel / 64QAM



Date: 13.MAY.2019 11:21:57

Date: 13.MAY.2019 11:23:04

Highest Channel / 64QAM



Date: 13.MAY.2019 11:26:13



Frequency Stability

Test Conditions		LTE Band 66 (QPSK) / Middle Channel	Limit
Temperature (°C)	Voltage (Volt)	BW 10MHz	Note 2.
		Deviation (ppm)	Result
50	Normal Voltage	0.0055	PASS
40	Normal Voltage	0.0013	
30	Normal Voltage	0.0065	
20(Ref.)	Normal Voltage	0.0000	
10	Normal Voltage	0.0017	
0	Normal Voltage	0.0062	
-10	Normal Voltage	0.0055	
-20	Normal Voltage	0.0054	
-30	Normal Voltage	0.0055	
20	Maximum Voltage	0.0066	
20	Normal Voltage	0.0000	
20	Battery End Point	0.0056	

Note:

1. Normal Voltage =3.8 V. ; Battery End Point (BEP) =3.6 V. ; Maximum Voltage =4.4 V.
2. The frequency fundamental emissions stay within the authorized frequency block.



## Appendix B. Test Results of ERP/EIRP and Radiated Test

### ERP/EIRP

LTE Band 2 / 1.4MHz (Average) (GT - LC = -1 dB)							
Channel	Mode	RB		Conducted		EIRP	
		Size	Offset	Power (dBm)	Power (Watts)	EIRP(dBm)	EIRP(W)
Lowest	QPSK	3	1	22.73	0.1875	21.73	0.1489
Middle		3	1	22.70	0.1862	21.70	0.1479
Highest		3	1	22.78	0.1897	21.78	0.1507
Lowest	16QAM	1	3	22.06	0.1607	21.06	0.1276
Middle		1	3	22.01	0.1589	21.01	0.1262
Highest		1	3	22.03	0.1596	21.03	0.1268
Lowest	64QAM	1	3	20.98	0.1253	19.98	0.0995
Middle		1	3	20.95	0.1245	19.95	0.0989
Highest		1	3	21.02	0.1265	20.02	0.1005
Limit	EIRP < 2W			Result		PASS	

LTE Band 2 / 3MHz (Average) (GT - LC = -1 dB)							
Channel	Mode	RB		Conducted		EIRP	
		Size	Offset	Power (dBm)	Power (Watts)	EIRP(dBm)	EIRP(W)
Lowest	QPSK	1	0	22.75	0.1884	21.75	0.1496
Middle		1	0	22.70	0.1862	21.70	0.1479
Highest		1	0	22.81	0.1910	21.81	0.1517
Lowest	16QAM	1	0	22.07	0.1611	21.07	0.1279
Middle		1	0	22.01	0.1589	21.01	0.1262
Highest		1	0	22.11	0.1626	21.11	0.1291
Lowest	64QAM	1	8	21.01	0.1262	20.01	0.1002
Middle		1	8	20.96	0.1247	19.96	0.0991
Highest		1	8	21.05	0.1274	20.05	0.1012
Limit	EIRP < 2W			Result		PASS	

LTE Band 2 / 5MHz (Average) (GT - LC = -1 dB)							
Channel	Mode	RB		Conducted		EIRP	
		Size	Offset	Power (dBm)	Power (Watts)	EIRP(dBm)	EIRP(W)
Lowest	QPSK	1	0	22.77	0.1892	21.77	0.1503
Middle		1	0	22.74	0.1879	21.74	0.1493
Highest		1	0	22.93	0.1963	21.93	0.1560
Lowest	16QAM	1	0	22.13	0.1633	21.13	0.1297
Middle		1	0	22.11	0.1626	21.11	0.1291
Highest		1	0	22.17	0.1648	21.17	0.1309
Lowest	64QAM	1	0	21.09	0.1285	20.09	0.1021
Middle		1	0	21.05	0.1274	20.05	0.1012
Highest		1	0	21.14	0.1300	20.14	0.1033
Limit	EIRP < 2W			Result		PASS	



LTE Band 2 / 10MHz (Average) (GT - LC = -1 dB)							
Channel	Mode	RB		Conducted		EIRP	
		Size	Offset	Power (dBm)	Power (Watts)	EIRP(dBm)	EIRP(W)
Lowest	QPSK	1	0	22.89	0.1945	21.89	0.1545
Middle		1	0	22.91	0.1954	21.91	0.1552
Highest		1	0	22.88	0.1941	21.88	0.1542
Lowest	16QAM	1	0	22.32	0.1706	21.32	0.1355
Middle		1	0	22.32	0.1706	21.32	0.1355
Highest		1	0	22.22	0.1667	21.22	0.1324
Lowest	64QAM	1	0	21.31	0.1352	20.31	0.1074
Middle		1	0	21.22	0.1324	20.22	0.1052
Highest		1	0	21.11	0.1291	20.11	0.1026
Limit	EIRP < 2W			Result		PASS	

LTE Band 2 / 15MHz (Average) (GT - LC = -1 dB)							
Channel	Mode	RB		Conducted		EIRP	
		Size	Offset	Power (dBm)	Power (Watts)	EIRP(dBm)	EIRP(W)
Lowest	QPSK	1	0	22.85	0.1928	21.85	0.1531
Middle		1	0	22.84	0.1923	21.84	0.1528
Highest		1	0	22.90	0.1950	21.90	0.1549
Lowest	16QAM	1	0	22.19	0.1656	21.19	0.1315
Middle		1	0	22.19	0.1656	21.19	0.1315
Highest		1	0	22.29	0.1694	21.29	0.1346
Lowest	64QAM	1	0	21.14	0.1300	20.14	0.1033
Middle		1	0	21.13	0.1297	20.13	0.1030
Highest		1	0	21.26	0.1337	20.26	0.1062
Limit	EIRP < 2W			Result		PASS	

LTE Band 2 / 20MHz (Average) (GT - LC = -1 dB)							
Channel	Mode	RB		Conducted		EIRP	
		Size	Offset	Power (dBm)	Power (Watts)	EIRP(dBm)	EIRP(W)
Lowest	QPSK	1	0	22.94	0.1968	21.94	0.1563
Middle		1	0	22.95	0.1972	21.95	0.1567
Highest		1	0	22.73	0.1875	21.73	0.1489
Lowest	16QAM	1	0	22.13	0.1633	21.13	0.1297
Middle		1	0	22.24	0.1675	21.24	0.1330
Highest		1	0	22.06	0.1607	21.06	0.1276
Lowest	64QAM	1	0	21.19	0.1315	20.19	0.1045
Middle		1	0	21.16	0.1306	20.16	0.1038
Highest		1	0	20.95	0.1245	19.95	0.0989
Limit	EIRP < 2W			Result		PASS	



LTE Band 4 / 1.4MHz (Average) (GT - LC = 1 dB)							
Channel	Mode	RB		Conducted		EIRP	
		Size	Offset	Power (dBm)	Power (Watts)	EIRP(dBm)	EIRP(W)
Lowest	QPSK	3	1	22.88	0.1941	23.88	0.2443
Middle		3	1	22.57	0.1807	23.57	0.2275
Highest		3	1	22.58	0.1811	23.58	0.2280
Lowest	16QAM	1	3	22.09	0.1618	23.09	0.2037
Middle		1	3	21.90	0.1549	22.90	0.1950
Highest		1	3	21.80	0.1514	22.80	0.1905
Lowest	64QAM	1	3	21.08	0.1282	22.08	0.1614
Middle		1	3	20.89	0.1227	21.89	0.1545
Highest		1	3	20.79	0.1199	21.79	0.1510
Limit	EIRP < 1W			Result		PASS	

LTE Band 4 / 3MHz (Average) (GT - LC = 1 dB)							
Channel	Mode	RB		Conducted		EIRP	
		Size	Offset	Power (dBm)	Power (Watts)	EIRP(dBm)	EIRP(W)
Lowest	QPSK	1	0	22.91	0.1954	23.91	0.2460
Middle		1	0	22.59	0.1816	23.59	0.2286
Highest		1	0	22.59	0.1816	23.59	0.2286
Lowest	16QAM	1	0	22.12	0.1629	23.12	0.2051
Middle		1	0	21.93	0.1560	22.93	0.1963
Highest		1	0	21.85	0.1531	22.85	0.1928
Lowest	64QAM	1	14	21.11	0.1291	22.11	0.1626
Middle		1	14	20.84	0.1213	21.84	0.1528
Highest		1	14	20.81	0.1205	21.81	0.1517
Limit	EIRP < 1W			Result		PASS	

LTE Band 4 / 5MHz (Average) (GT - LC = 1 dB)							
Channel	Mode	RB		Conducted		EIRP	
		Size	Offset	Power (dBm)	Power (Watts)	EIRP(dBm)	EIRP(W)
Lowest	QPSK	1	0	22.91	0.1954	23.91	0.2460
Middle		1	0	22.64	0.1837	23.64	0.2312
Highest		1	0	22.64	0.1837	23.64	0.2312
Lowest	16QAM	1	24	22.19	0.1656	23.19	0.2084
Middle		1	24	21.95	0.1567	22.95	0.1972
Highest		1	24	21.85	0.1531	22.85	0.1928
Lowest	64QAM	1	0	21.17	0.1309	22.17	0.1648
Middle		1	0	20.93	0.1239	21.93	0.1560
Highest		1	0	20.91	0.1233	21.91	0.1552
Limit	EIRP < 1W			Result		PASS	



LTE Band 4 / 10MHz (Average) (GT - LC = 1 dB)							
Channel	Mode	RB		Conducted		EIRP	
		Size	Offset	Power (dBm)	Power (Watts)	EIRP(dBm)	EIRP(W)
Lowest	QPSK	1	0	22.92	0.1959	23.92	0.2466
Middle		1	0	22.66	0.1845	23.66	0.2323
Highest		1	0	22.69	0.1858	23.69	0.2339
Lowest	16QAM	1	0	22.20	0.1660	23.20	0.2089
Middle		1	0	22.06	0.1607	23.06	0.2023
Highest		1	0	22.07	0.1611	23.07	0.2028
Lowest	64QAM	1	0	21.19	0.1315	22.19	0.1656
Middle		1	0	20.94	0.1242	21.94	0.1563
Highest		1	0	20.94	0.1242	21.94	0.1563
Limit	EIRP < 1W			Result		PASS	

LTE Band 4 / 15MHz (Average) (GT - LC = 1 dB)							
Channel	Mode	RB		Conducted		EIRP	
		Size	Offset	Power (dBm)	Power (Watts)	EIRP(dBm)	EIRP(W)
Lowest	QPSK	1	0	22.76	0.1888	23.76	0.2377
Middle		1	0	22.93	0.1963	23.93	0.2472
Highest		1	0	22.68	0.1854	23.68	0.2333
Lowest	16QAM	1	0	22.27	0.1687	23.27	0.2123
Middle		1	0	22.10	0.1622	23.10	0.2042
Highest		1	0	22.01	0.1589	23.01	0.2000
Lowest	64QAM	1	0	21.25	0.1334	22.25	0.1679
Middle		1	0	21.05	0.1274	22.05	0.1603
Highest		1	0	20.97	0.1250	21.97	0.1574
Limit	EIRP < 1W			Result		PASS	

LTE Band 4 / 20MHz (Average) (GT - LC = 1 dB)							
Channel	Mode	RB		Conducted		EIRP	
		Size	Offset	Power (dBm)	Power (Watts)	EIRP(dBm)	EIRP(W)
Lowest	QPSK	1	0	22.79	0.1901	23.79	0.2393
Middle		1	0	22.94	0.1968	23.94	0.2477
Highest		1	0	22.62	0.1828	23.62	0.2301
Lowest	16QAM	1	0	22.15	0.1641	23.15	0.2065
Middle		1	0	22.19	0.1656	23.19	0.2084
Highest		1	0	22.05	0.1603	23.05	0.2018
Lowest	64QAM	1	0	21.14	0.1300	22.14	0.1637
Middle		1	0	21.11	0.1291	22.11	0.1626
Highest		1	0	20.90	0.1230	21.90	0.1549
Limit	EIRP < 1W			Result		PASS	



LTE Band 5 / 1.4MHz (Average) (GT - LC = -3 dB)							
Channel	Mode	RB		Conducted		ERP	
		Size	Offset	Power (dBm)	Power (Watts)	ERP(dBm)	ERP(W)
Lowest	QPSK	1	3	22.68	0.1854	17.53	0.0566
Middle		1	3	22.62	0.1828	17.47	0.0558
Highest		1	3	22.29	0.1694	17.14	0.0518
Lowest	16QAM	1	3	22.21	0.1663	17.06	0.0508
Middle		1	3	22.22	0.1667	17.07	0.0509
Highest		1	3	21.85	0.1531	16.70	0.0468
Lowest	64QAM	1	3	21.18	0.1312	16.03	0.0401
Middle		1	3	21.17	0.1309	16.02	0.0400
Highest		1	3	20.81	0.1205	15.66	0.0368
Limit	ERP < 7W			Result		PASS	

LTE Band 5 / 3MHz (Average) (GT - LC = -3 dB)							
Channel	Mode	RB		Conducted		ERP	
		Size	Offset	Power (dBm)	Power (Watts)	ERP(dBm)	ERP(W)
Lowest	QPSK	1	0	22.71	0.1866	17.56	0.0570
Middle		1	0	22.68	0.1854	17.53	0.0566
Highest		1	0	22.33	0.1710	17.18	0.0522
Lowest	16QAM	1	0	22.22	0.1667	17.07	0.0509
Middle		1	0	22.16	0.1644	17.01	0.0502
Highest		1	0	21.89	0.1545	16.74	0.0472
Lowest	64QAM	1	8	21.26	0.1337	16.11	0.0408
Middle		1	8	21.11	0.1291	15.96	0.0394
Highest		1	8	20.82	0.1208	15.67	0.0369
Limit	ERP < 7W			Result		PASS	

LTE Band 5 / 5MHz (Average) (GT - LC = -3 dB)							
Channel	Mode	RB		Conducted		ERP	
		Size	Offset	Power (dBm)	Power (Watts)	ERP(dBm)	ERP(W)
Lowest	QPSK	1	0	22.70	0.1862	17.55	0.0569
Middle		1	0	22.74	0.1879	17.59	0.0574
Highest		1	0	22.51	0.1782	17.36	0.0545
Lowest	16QAM	1	0	22.30	0.1698	17.15	0.0519
Middle		1	0	22.32	0.1706	17.17	0.0521
Highest		1	0	22.10	0.1622	16.95	0.0495
Lowest	64QAM	1	0	21.14	0.1300	15.99	0.0397
Middle		1	0	21.24	0.1330	16.09	0.0406
Highest		1	0	21.05	0.1274	15.90	0.0389
Limit	ERP < 7W			Result		PASS	



LTE Band 5 / 10MHz (Average) (GT - LC = -3 dB)							
Channel	Mode	RB		Conducted		ERP	
		Size	Offset	Power (dBm)	Power (Watts)	ERP(dBm)	ERP(W)
Lowest	QPSK	1	0	22.78	0.1897	17.63	0.0579
Middle		1	0	22.79	0.1901	17.64	0.0581
Highest		1	0	22.39	0.1734	17.24	0.0530
Lowest	16QAM	1	0	22.28	0.1690	17.13	0.0516
Middle		1	0	22.32	0.1706	17.17	0.0521
Highest		1	0	21.92	0.1556	16.77	0.0475
Lowest	64QAM	1	0	21.17	0.1309	16.02	0.0400
Middle		1	0	21.23	0.1327	16.08	0.0406
Highest		1	0	20.85	0.1216	15.70	0.0372
Limit	ERP < 7W			Result		PASS	



LTE Band 7 / 5MHz (Average) (GT - LC = 1 dB)							
Channel	Mode	RB		Conducted		EIRP	
		Size	Offset	Power (dBm)	Power (Watts)	EIRP(dBm)	EIRP(W)
Lowest	QPSK	1	0	23.05	0.2018	24.05	0.2541
Middle		1	0	22.86	0.1932	23.86	0.2432
Highest		1	0	22.54	0.1795	23.54	0.2259
Lowest	16QAM	1	12	22.31	0.1702	23.31	0.2143
Middle		1	12	22.17	0.1648	23.17	0.2075
Highest		1	12	22.04	0.1600	23.04	0.2014
Lowest	64QAM	1	24	21.24	0.1330	22.24	0.1675
Middle		1	24	21.05	0.1274	22.05	0.1603
Highest		1	24	20.86	0.1219	21.86	0.1535
Limit	EIRP < 2W			Result		PASS	

LTE Band 7 / 10MHz (Average) (GT - LC = 1 dB)							
Channel	Mode	RB		Conducted		EIRP	
		Size	Offset	Power (dBm)	Power (Watts)	EIRP(dBm)	EIRP(W)
Lowest	QPSK	1	49	23.04	0.2014	24.04	0.2535
Middle		1	49	22.84	0.1923	23.84	0.2421
Highest		1	49	22.66	0.1845	23.66	0.2323
Lowest	16QAM	1	0	22.28	0.1690	23.28	0.2128
Middle		1	0	22.16	0.1644	23.16	0.2070
Highest		1	0	22.06	0.1607	23.06	0.2023
Lowest	64QAM	1	25	21.32	0.1355	22.32	0.1706
Middle		1	25	21.19	0.1315	22.19	0.1656
Highest		1	25	21.03	0.1268	22.03	0.1596
Limit	EIRP < 2W			Result		PASS	

LTE Band 7 / 15MHz (Average) (GT - LC = 1 dB)							
Channel	Mode	RB		Conducted		EIRP	
		Size	Offset	Power (dBm)	Power (Watts)	EIRP(dBm)	EIRP(W)
Lowest	QPSK	1	74	23.23	0.2104	24.23	0.2649
Middle		1	74	22.99	0.1991	23.99	0.2506
Highest		1	74	22.78	0.1897	23.78	0.2388
Lowest	16QAM	1	74	22.59	0.1816	23.59	0.2286
Middle		1	74	22.35	0.1718	23.35	0.2163
Highest		1	74	22.14	0.1637	23.14	0.2061
Lowest	64QAM	1	0	21.45	0.1396	22.45	0.1758
Middle		1	0	21.36	0.1368	22.36	0.1722
Highest		1	0	21.27	0.1340	22.27	0.1687
Limit	EIRP < 2W			Result		PASS	



LTE Band 7 / 20MHz (Average) (GT - LC = 1 dB)							
Channel	Mode	RB		Conducted		EIRP	
		Size	Offset	Power (dBm)	Power (Watts)	EIRP(dBm)	EIRP(W)
Lowest	QPSK	1	0	23.20	0.2089	24.20	0.2630
Middle		1	0	23.28	0.2128	24.28	0.2679
Highest		1	0	22.98	0.1986	23.98	0.2500
Lowest	16QAM	1	49	22.63	0.1832	23.63	0.2307
Middle		1	49	22.41	0.1742	23.41	0.2193
Highest		1	49	22.18	0.1652	23.18	0.2080
Lowest	64QAM	1	0	21.49	0.1409	22.49	0.1774
Middle		1	0	21.41	0.1384	22.41	0.1742
Highest		1	0	21.26	0.1337	22.26	0.1683
Limit	EIRP < 2W			Result		PASS	



LTE Band 12 / 1.4MHz (Average) (GT - LC = -3 dB)							
Channel	Mode	RB		Conducted		ERP	
		Size	Offset	Power (dBm)	Power (Watts)	ERP(dBm)	ERP(W)
Lowest	QPSK	1	3	22.52	0.1786	17.37	0.0546
Middle		1	3	22.72	0.1871	17.57	0.0571
Highest		1	3	22.93	0.1963	17.78	0.0600
Lowest	16QAM	1	3	21.92	0.1556	16.77	0.0475
Middle		1	3	22.06	0.1607	16.91	0.0491
Highest		1	3	22.21	0.1663	17.06	0.0508
Lowest	64QAM	1	3	20.86	0.1219	15.71	0.0372
Middle		1	3	21.04	0.1271	15.89	0.0388
Highest		1	3	21.19	0.1315	16.04	0.0402
Limit	ERP < 3W			Result		PASS	

LTE Band 12 / 3MHz (Average) (GT - LC = -3 dB)							
Channel	Mode	RB		Conducted		ERP	
		Size	Offset	Power (dBm)	Power (Watts)	ERP(dBm)	ERP(W)
Lowest	QPSK	1	0	22.52	0.1786	17.37	0.0546
Middle		1	0	22.75	0.1884	17.60	0.0575
Highest		1	0	22.82	0.1914	17.67	0.0585
Lowest	16QAM	1	8	21.88	0.1542	16.73	0.0471
Middle		1	8	22.08	0.1614	16.93	0.0493
Highest		1	8	22.19	0.1656	17.04	0.0506
Lowest	64QAM	1	0	20.85	0.1216	15.70	0.0372
Middle		1	0	21.06	0.1276	15.91	0.0390
Highest		1	0	21.12	0.1294	15.97	0.0395
Limit	ERP < 3W			Result		PASS	

LTE Band 12 / 5MHz (Average) (GT - LC = -3 dB)							
Channel	Mode	RB		Conducted		ERP	
		Size	Offset	Power (dBm)	Power (Watts)	ERP(dBm)	ERP(W)
Lowest	QPSK	1	12	22.63	0.1832	17.48	0.0560
Middle		1	12	22.74	0.1879	17.59	0.0574
Highest		1	12	22.83	0.1919	17.68	0.0586
Lowest	16QAM	1	12	22.03	0.1596	16.88	0.0488
Middle		1	12	22.08	0.1614	16.93	0.0493
Highest		1	12	22.19	0.1656	17.04	0.0506
Lowest	64QAM	1	12	20.97	0.1250	15.82	0.0382
Middle		1	12	21.02	0.1265	15.87	0.0386
Highest		1	12	21.12	0.1294	15.97	0.0395
Limit	ERP < 3W			Result		PASS	



LTE Band 12 / 10MHz (Average) (GT - LC = -3 dB)							
Channel	Mode	RB		Conducted		ERP	
		Size	Offset	Power (dBm)	Power (Watts)	ERP(dBm)	ERP(W)
Lowest	QPSK	1	0	22.50	0.1778	17.35	0.0543
Middle		1	0	22.94	0.1968	17.79	0.0601
Highest		1	0	22.69	0.1858	17.54	0.0568
Lowest	16QAM	1	49	22.00	0.1585	16.85	0.0484
Middle		1	49	22.06	0.1607	16.91	0.0491
Highest		1	49	22.11	0.1626	16.96	0.0497
Lowest	64QAM	1	25	20.94	0.1242	15.79	0.0379
Middle		1	25	21.04	0.1271	15.89	0.0388
Highest		1	25	21.00	0.1259	15.85	0.0385
Limit	ERP < 3W			Result		PASS	



LTE Band 17 / 5MHz (Average) (GT - LC = -3 dB)							
Channel	Mode	RB		Conducted		ERP	
		Size	Offset	Power (dBm)	Power (Watts)	ERP(dBm)	ERP(W)
Lowest	QPSK	1	12	22.55	0.1799	17.40	0.0550
Middle		1	12	22.68	0.1854	17.53	0.0566
Highest		1	12	22.85	0.1928	17.70	0.0589
Lowest	16QAM	1	24	21.98	0.1578	16.83	0.0482
Middle		1	24	22.13	0.1633	16.98	0.0499
Highest		1	24	22.18	0.1652	17.03	0.0505
Lowest	64QAM	1	12	20.87	0.1222	15.72	0.0373
Middle		1	12	20.98	0.1253	15.83	0.0383
Highest		1	12	21.14	0.1300	15.99	0.0397
Limit	ERP < 3W			Result		PASS	

LTE Band 17 / 10MHz (Average) (GT - LC = -3 dB)							
Channel	Mode	RB		Conducted		ERP	
		Size	Offset	Power (dBm)	Power (Watts)	ERP(dBm)	ERP(W)
Lowest	QPSK	1	0	22.55	0.1799	17.40	0.0550
Middle		1	0	22.86	0.1932	17.71	0.0590
Highest		1	0	22.62	0.1828	17.47	0.0558
Lowest	16QAM	1	49	22.13	0.1633	16.98	0.0499
Middle		1	49	22.14	0.1637	16.99	0.0500
Highest		1	49	22.10	0.1622	16.95	0.0495
Lowest	64QAM	1	49	21.07	0.1279	15.92	0.0391
Middle		1	49	21.04	0.1271	15.89	0.0388
Highest		1	49	21.05	0.1274	15.90	0.0389
Limit	ERP < 3W			Result		PASS	



LTE Band 41 / 5MHz (Average) (GT - LC = 1 dB)							
Channel	Mode	RB		Conducted		EIRP	
		Size	Offset	Power (dBm)	Power (Watts)	EIRP(dBm)	EIRP(W)
Lowest	QPSK	1	12	22.59	0.1816	23.59	0.2286
Middle		1	12	22.58	0.1811	23.58	0.2280
Highest		1	12	22.87	0.1936	23.87	0.2438
Lowest	16QAM	1	12	21.72	0.1486	22.72	0.1871
Middle		1	12	21.86	0.1535	22.86	0.1932
Highest		1	12	22.05	0.1603	23.05	0.2018
Lowest	64QAM	1	12	20.51	0.1125	21.51	0.1416
Middle		1	12	20.52	0.1127	21.52	0.1419
Highest		1	12	20.74	0.1186	21.74	0.1493
Limit	EIRP < 2W			Result		PASS	

LTE Band 41 / 10MHz (Average) (GT - LC = 1 dB)							
Channel	Mode	RB		Conducted		EIRP	
		Size	Offset	Power (dBm)	Power (Watts)	EIRP(dBm)	EIRP(W)
Lowest	QPSK	1	0	22.51	0.1782	23.51	0.2244
Middle		1	0	22.68	0.1854	23.68	0.2333
Highest		1	0	22.88	0.1941	23.88	0.2443
Lowest	16QAM	1	25	21.67	0.1469	22.67	0.1849
Middle		1	25	21.80	0.1514	22.80	0.1905
Highest		1	25	22.06	0.1607	23.06	0.2023
Lowest	64QAM	1	25	20.48	0.1117	21.48	0.1406
Middle		1	25	20.61	0.1151	21.61	0.1449
Highest		1	25	20.77	0.1194	21.77	0.1503
Limit	EIRP < 2W			Result		PASS	

LTE Band 41 / 15MHz (Average) (GT - LC = 1 dB)							
Channel	Mode	RB		Conducted		EIRP	
		Size	Offset	Power (dBm)	Power (Watts)	EIRP(dBm)	EIRP(W)
Lowest	QPSK	1	37	22.52	0.1786	23.52	0.2249
Middle		1	37	22.71	0.1866	23.71	0.2350
Highest		1	37	22.80	0.1905	23.80	0.2399
Lowest	16QAM	1	37	21.63	0.1455	22.63	0.1832
Middle		1	37	21.84	0.1528	22.84	0.1923
Highest		1	37	22.03	0.1596	23.03	0.2009
Lowest	64QAM	1	37	20.49	0.1119	21.49	0.1409
Middle		1	37	20.67	0.1167	21.67	0.1469
Highest		1	37	20.83	0.1211	21.83	0.1524
Limit	EIRP < 2W			Result		PASS	



LTE Band 41 / 20MHz (Average) (GT - LC = 1 dB)							
Channel	Mode	RB		Conducted		EIRP	
		Size	Offset	Power (dBm)	Power (Watts)	EIRP(dBm)	EIRP(W)
Lowest	QPSK	1	0	22.49	0.1774	23.49	0.2234
Middle		1	0	22.86	0.1932	23.86	0.2432
Highest		1	0	22.46	0.1762	23.46	0.2218
Lowest	16QAM	1	49	21.69	0.1476	22.69	0.1858
Middle		1	49	21.87	0.1538	22.87	0.1936
Highest		1	49	21.96	0.1570	22.96	0.1977
Lowest	64QAM	1	49	20.46	0.1112	21.46	0.1400
Middle		1	49	20.58	0.1143	21.58	0.1439
Highest		1	49	20.74	0.1186	21.74	0.1493
Limit	EIRP < 2W			Result		PASS	



LTE Band 38 / 5MHz (Peak) (GT - LC = 1 dB)							
Channel	Mode	RB		Conducted		EIRP	
		Size	Offset	Power (dBm)	Power (Watts)	EIRP(dBm)	EIRP(W)
Lowest	QPSK	1	12	23.01	0.2000	24.01	0.2518
Middle		1	12	23.02	0.2004	24.02	0.2523
Highest		1	12	22.86	0.1932	23.86	0.2432
Lowest	16QAM	1	24	22.07	0.1611	23.07	0.2028
Middle		1	24	22.15	0.1641	23.15	0.2065
Highest		1	24	22.02	0.1592	23.02	0.2004
Lowest	64QAM	1	0	20.87	0.1222	21.87	0.1538
Middle		1	0	20.92	0.1236	21.92	0.1556
Highest		1	0	20.74	0.1186	21.74	0.1493
Limit	EIRP < 2W		Result		PASS		

LTE Band 38 / 10MHz (Peak) (GT - LC = 1 dB)							
Channel	Mode	RB		Conducted		EIRP	
		Size	Offset	Power (dBm)	Power (Watts)	EIRP(dBm)	EIRP(W)
Lowest	QPSK	1	0	23.00	0.1995	24.00	0.2512
Middle		1	0	23.05	0.2018	24.05	0.2541
Highest		1	0	22.81	0.1910	23.81	0.2404
Lowest	16QAM	1	25	22.21	0.1663	23.21	0.2094
Middle		1	25	22.15	0.1641	23.15	0.2065
Highest		1	25	21.94	0.1563	22.94	0.1968
Lowest	64QAM	1	0	20.92	0.1236	21.92	0.1556
Middle		1	0	20.94	0.1242	21.94	0.1563
Highest		1	0	20.76	0.1191	21.76	0.1500
Limit	EIRP < 2W		Result		PASS		

LTE Band 38 / 15MHz (Peak) (GT - LC = 1 dB)							
Channel	Mode	RB		Conducted		EIRP	
		Size	Offset	Power (dBm)	Power (Watts)	EIRP(dBm)	EIRP(W)
Lowest	QPSK	1	37	23.01	0.2000	24.01	0.2518
Middle		1	37	23.09	0.2037	24.09	0.2564
Highest		1	37	22.85	0.1928	23.85	0.2427
Lowest	16QAM	1	0	22.14	0.1637	23.14	0.2061
Middle		1	0	22.28	0.1690	23.28	0.2128
Highest		1	0	22.17	0.1648	23.17	0.2075
Lowest	64QAM	1	0	21.03	0.1268	22.03	0.1596
Middle		1	0	21.03	0.1268	22.03	0.1596
Highest		1	0	20.93	0.1239	21.93	0.1560
Limit	EIRP < 2W		Result		PASS		



LTE Band 38 / 20MHz (Peak) (GT - LC = 1 dB)							
Channel	Mode	RB		Conducted		EIRP	
		Size	Offset	Power (dBm)	Power (Watts)	EIRP(dBm)	EIRP(W)
Lowest	QPSK	1	0	23.08	0.2032	24.08	0.2559
Middle		1	0	23.12	0.2051	24.12	0.2582
Highest		1	0	22.89	0.1945	23.89	0.2449
Lowest	16QAM	1	0	22.22	0.1667	23.22	0.2099
Middle		1	0	22.20	0.1660	23.20	0.2089
Highest		1	0	22.10	0.1622	23.10	0.2042
Lowest	64QAM	1	0	21.00	0.1259	22.00	0.1585
Middle		1	0	21.02	0.1265	22.02	0.1592
Highest		1	0	20.84	0.1213	21.84	0.1528
Limit	EIRP < 2W			Result		PASS	



LTE Band 66 / 1.4MHz (Average) (GT - LC = 1 dB)							
Channel	Mode	RB		Conducted		EIRP	
		Size	Offset	Power (dBm)	Power (Watts)	EIRP(dBm)	EIRP(W)
Lowest	QPSK	3	1	22.61	0.1824	23.61	0.2296
Middle		3	1	22.47	0.1766	23.47	0.2223
Highest		3	1	22.64	0.1837	23.64	0.2312
Lowest	16QAM	1	3	21.87	0.1538	22.87	0.1936
Middle		1	3	21.80	0.1514	22.80	0.1905
Highest		1	3	21.90	0.1549	22.90	0.1950
Lowest	64QAM	1	3	20.86	0.1219	21.86	0.1535
Middle		1	3	20.73	0.1183	21.73	0.1489
Highest		1	3	20.91	0.1233	21.91	0.1552
Limit	EIRP < 1W			Result		PASS	

LTE Band 66 / 3MHz (Average) (GT - LC = 1 dB)							
Channel	Mode	RB		Conducted		EIRP	
		Size	Offset	Power (dBm)	Power (Watts)	EIRP(dBm)	EIRP(W)
Lowest	QPSK	1	0	22.62	0.1828	23.62	0.2301
Middle		1	0	22.47	0.1766	23.47	0.2223
Highest		1	0	22.63	0.1832	23.63	0.2307
Lowest	16QAM	1	8	21.89	0.1545	22.89	0.1945
Middle		1	8	21.77	0.1503	22.77	0.1892
Highest		1	8	21.89	0.1545	22.89	0.1945
Lowest	64QAM	1	0	20.88	0.1225	21.88	0.1542
Middle		1	0	20.76	0.1191	21.76	0.1500
Highest		1	0	20.87	0.1222	21.87	0.1538
Limit	EIRP < 1W			Result		PASS	

LTE Band 66 / 5MHz (Average) (GT - LC = 1 dB)							
Channel	Mode	RB		Conducted		EIRP	
		Size	Offset	Power (dBm)	Power (Watts)	EIRP(dBm)	EIRP(W)
Lowest	QPSK	1	0	22.64	0.1837	23.64	0.2312
Middle		1	0	22.49	0.1774	23.49	0.2234
Highest		1	0	22.64	0.1837	23.64	0.2312
Lowest	16QAM	1	0	21.90	0.1549	22.90	0.1950
Middle		1	0	21.84	0.1528	22.84	0.1923
Highest		1	0	21.99	0.1581	22.99	0.1991
Lowest	64QAM	1	0	20.89	0.1227	21.89	0.1545
Middle		1	0	20.82	0.1208	21.82	0.1521
Highest		1	0	20.94	0.1242	21.94	0.1563
Limit	EIRP < 1W			Result		PASS	



LTE Band 66 / 10MHz (Average) (GT - LC = 1 dB)							
Channel	Mode	RB		Conducted		EIRP	
		Size	Offset	Power (dBm)	Power (Watts)	EIRP(dBm)	EIRP(W)
Lowest	QPSK	1	0	22.66	0.1845	23.66	0.2323
Middle		1	0	22.57	0.1807	23.57	0.2275
Highest		1	0	22.72	0.1871	23.72	0.2355
Lowest	16QAM	1	0	21.95	0.1567	22.95	0.1972
Middle		1	0	21.92	0.1556	22.92	0.1959
Highest		1	0	21.99	0.1581	22.99	0.1991
Lowest	64QAM	1	0	20.91	0.1233	21.91	0.1552
Middle		1	0	20.84	0.1213	21.84	0.1528
Highest		1	0	20.98	0.1253	21.98	0.1578
Limit	EIRP < 1W			Result		PASS	

LTE Band 66 / 15MHz (Average) (GT - LC = 1 dB)							
Channel	Mode	RB		Conducted		EIRP	
		Size	Offset	Power (dBm)	Power (Watts)	EIRP(dBm)	EIRP(W)
Lowest	QPSK	1	0	22.76	0.1888	23.76	0.2377
Middle		1	0	22.78	0.1897	23.78	0.2388
Highest		1	0	22.65	0.1841	23.65	0.2317
Lowest	16QAM	1	0	21.94	0.1563	22.94	0.1968
Middle		1	0	21.99	0.1581	22.99	0.1991
Highest		1	0	21.97	0.1574	22.97	0.1982
Lowest	64QAM	1	0	20.91	0.1233	21.91	0.1552
Middle		1	0	20.95	0.1245	21.95	0.1567
Highest		1	0	20.94	0.1242	21.94	0.1563
Limit	EIRP < 1W			Result		PASS	

LTE Band 66 / 20MHz (Average) (GT - LC = 1 dB)							
Channel	Mode	RB		Conducted		EIRP	
		Size	Offset	Power (dBm)	Power (Watts)	EIRP(dBm)	EIRP(W)
Lowest	QPSK	1	0	22.73	0.1875	23.73	0.2360
Middle		1	0	22.80	0.1905	23.80	0.2399
Highest		1	0	22.65	0.1841	23.65	0.2317
Lowest	16QAM	1	0	22.09	0.1618	23.09	0.2037
Middle		1	0	21.99	0.1581	22.99	0.1991
Highest		1	0	22.00	0.1585	23.00	0.1995
Lowest	64QAM	1	0	21.00	0.1259	22.00	0.1585
Middle		1	0	20.94	0.1242	21.94	0.1563
Highest		1	0	20.94	0.1242	21.94	0.1563
Limit	EIRP < 1W			Result		PASS	



**Radiated Spurious Emission**

**Part 24E LTE Band 2**

LTE Band 2/ 20MHz / QPSK									
Channel	Frequency ( MHz )	EIRP ( dBm )	Limit ( dBm )	Over Limit ( dB )	SPA Reading (dBm)	S.G. Power ( dBm )	TX Cable loss ( dB )	TX Antenna Gain (dBi)	Polarization (H/V)
Lowest	3702	-52.31	-13	-39.31	-69.12	-64.1	0.72	12.52	H
	5556	-45.93	-13	-32.93	-67.23	-58.1	1.00	13.17	H
	7400	-51.80	-13	-38.80	-76.72	-61.2	1.18	10.58	H
									H
									H
									H
	3702	-50.51	-13	-37.51	-68.55	-62.3	0.72	12.52	V
	5556	-37.63	-13	-24.63	-59.35	-49.8	1.00	13.17	V
	7400	-52.50	-13	-39.50	-76.95	-61.9	1.18	10.58	V
									V
									V
									V
Middle	3744	-51.10	-13	-38.10	-67.93	-62.9	0.70	12.50	H
	5616	-37.45	-13	-24.45	-58.33	-49.6	0.98	13.13	H
	7480	-51.84	-13	-38.84	-76.52	-61.1	1.18	10.44	H
									H
									H
									H
	3744	-50.40	-13	-37.40	-68.59	-62.2	0.70	12.50	V
	5616	-36.25	-13	-23.25	-58.03	-48.4	0.98	13.13	V
	7480	-51.84	-13	-38.84	-76.4	-61.1	1.18	10.44	V
									V
									V
									V



Highest	3780	-54.49	-13	-41.49	-71.2	-66.3	0.68	12.49	H
	5676	-34.19	-13	-21.19	-55.99	-46.3	0.99	13.09	H
	7560	-51.81	-13	-38.81	-76.49	-61.2	1.18	10.57	H
									H
									H
									H
									H
	3780	-48.79	-13	-35.79	-66.89	-60.6	0.68	12.49	V
	5670	-33.99	-13	-20.99	-55.47	-46.1	0.99	13.10	V
	7560	-51.71	-13	-38.71	-76.3	-61.1	1.18	10.57	V
									V
									V
									V
									V

Remark: Spurious emissions within 30-1000MHz were found more than 20dB below limit line.



**Part 27L LTE Band 4**

LTE Band 4 / 20MHz / QPSK									
Channel	Frequency ( MHz )	EIRP ( dBm )	Limit ( dBm )	Over Limit ( dB )	SPA Reading (dBm)	S.G. Power ( dBm )	TX Cable loss ( dB )	TX Antenna Gain (dBi)	Polarization (H/V)
Lowest	3420	-43.91	-13	-30.91	-61.08	-55.5	0.77	12.36	H
	5136	-39.29	-13	-26.29	-59.88	-50.79	0.97	12.47	H
	6846	-53.45	-13	-40.45	-77.02	-64.27	0.82	11.64	H
									H
									H
									H
									H
	3420	-46.97	-13	-33.97	-63.95	-58.56	0.77	12.36	V
	5136	-36.04	-13	-23.04	-56.8	-47.54	0.97	12.47	V
	6846	-52.69	-13	-39.69	-76.73	-63.51	0.82	11.64	V
									V
									V
									V
									V
Middle	3450	-43.83	-13	-30.83	-61.02	-55.5	0.78	12.45	H
	5172	-37.81	-13	-24.81	-58.47	-49.37	0.98	12.54	H
	6894	-52.63	-13	-39.63	-76.3	-63.24	0.93	11.53	H
									H
									H
									H
									H
	3450	-46.27	-13	-33.27	-63.55	-57.94	0.78	12.45	V
	5172	-37.78	-13	-24.78	-58.6	-49.34	0.98	12.54	V
	6894	-52.28	-13	-39.28	-76.36	-62.89	0.93	11.53	V
									V
									V
									V
									V



Highest	3474	-46.31	-13	-33.31	-63.53	-58.05	0.78	12.52	H
	5208	-37.82	-13	-24.82	-58.54	-49.44	0.99	12.62	H
	6942	-52.57	-13	-39.57	-76.34	-62.96	1.03	11.43	H
									H
									H
									H
									H
	3474	-51.10	-13	-38.10	-68.99	-62.84	0.78	12.52	V
	5208	-36.39	-13	-23.39	-57.27	-48.01	0.99	12.62	V
	6942	-52.42	-13	-39.42	-76.55	-62.81	1.03	11.43	V
									V
									V
									V
									V

Remark: Spurious emissions within 30-1000MHz were found more than 20dB below limit line.



**Part 22H LTE Band 5**

LTE Band 5 / 10MHz / QPSK									
Channel	Frequency ( MHz )	ERP ( dBm )	Limit ( dBm )	Over Limit ( dB )	SPA Reading (dBm)	S.G. Power ( dBm )	TX Cable loss ( dB )	TX Antenna Gain (dBi)	Polarization (H/V)
Lowest	1650	-60.95	-13	-47.95	-70.23	-67.9	0.53	9.63	H
	2475	-56.62	-13	-43.62	-70.07	-64.6	0.65	10.78	H
	3296	-59.12	-13	-46.12	-74.63	-68.2	0.76	11.99	H
									H
									H
									H
									H
	1650	-60.55	-13	-47.55	-70	-67.5	0.53	9.63	V
	2475	-54.42	-13	-41.42	-67.72	-62.4	0.65	10.78	V
	3296	-59.02	-13	-46.02	-74.61	-68.1	0.76	11.99	V
									V
									V
									V
									V
Middle	1665	-59.52	-13	-46.52	-69.29	-66.5	0.53	9.66	H
	2495	-55.81	-13	-42.81	-69.09	-63.8	0.65	10.80	H
	3328	-58.63	-13	-45.63	-74.73	-67.8	0.76	12.08	H
									H
									H
									H
									H
	1665	-63.22	-13	-50.22	-72.23	-70.2	0.53	9.66	V
	2495	-52.31	-13	-39.31	-65.96	-60.3	0.65	10.80	V
	3328	-58.83	-13	-45.83	-74.58	-68	0.76	12.08	V
									V
									V
									V
									V



Highest	1680	-62.18	-13	-49.18	-72.17	-69.2	0.53	9.70	H
	2520	-57.70	-13	-44.70	-70.8	-65.7	0.66	10.81	H
	3360	-58.24	-13	-45.24	-74.44	-67.5	0.77	12.18	H
									H
									H
									H
									H
	1680	-62.58	-13	-49.58	-72.2	-69.6	0.53	9.70	V
	2520	-55.60	-13	-42.60	-69.05	-63.6	0.66	10.81	V
	3360	-58.84	-13	-45.84	-74.47	-68.1	0.77	12.18	V
									V
									V
									V
									V

Remark: Spurious emissions within 30-1000MHz were found more than 20dB below limit line.



**Part 27M LTE Band 7**

LTE Band 7 / 20MHz / QPSK									
Channel	Frequency ( MHz )	EIRP ( dBm )	Limit ( dBm )	Over Limit ( dB )	SPA Reading (dBm)	S.G. Power ( dBm )	TX Cable loss ( dB )	TX Antenna Gain (dBi)	Polarization (H/V)
Lowest	5004	-49.36	-25	-24.36	-69.73	-60.63	0.94	12.21	H
	7506	-47.81	-25	-22.81	-72.69	-57.05	1.18	10.42	H
	10008	-45.91	-25	-20.91	-76.68	-56.63	1.37	12.08	H
									H
									H
									H
									H
	5004	-52.05	-25	-27.05	-72.6	-63.32	0.94	12.21	V
	7506	-49.56	-25	-24.56	-74.58	-58.8	1.18	10.42	V
	10008	-46.43	-25	-21.43	-76.87	-57.15	1.37	12.08	V
									V
									V
									V
									V
Middle	5052	-50.95	-25	-25.95	-71.38	-62.3	0.95	12.30	H
	7578	-46.61	-25	-21.61	-71.67	-56.05	1.18	10.62	H
	10104	-45.80	-25	-20.80	-76.52	-56.33	1.38	11.90	H
									H
									H
									H
									H
	5052	-50.89	-25	-25.89	-71.5	-62.24	0.95	12.30	V
	7578	-50.36	-25	-25.36	-75.21	-59.8	1.18	10.62	V
	10104	-45.93	-25	-20.93	-76.36	-56.46	1.38	11.90	V
									V
									V
									V
									V



Highest	5100	-50.50	-25	-25.50	-71.03	-61.94	0.96	12.40	H
	7656	-47.77	-25	-22.77	-72.96	-57.42	1.18	10.84	H
	10206	-45.74	-25	-20.74	-76.43	-56.06	1.39	11.71	H
									H
									H
									H
									H
	5100	-50.91	-25	-25.91	-71.61	-62.35	0.96	12.40	V
	7656	-50.27	-25	-25.27	-75.24	-59.92	1.18	10.84	V
	10206	-45.37	-25	-20.37	-75.81	-55.69	1.39	11.71	V
									V
									V
									V
									V

Remark: Spurious emissions within 30-1000MHz were found more than 20dB below limit line.



**Part 27H LTE Band 12**

LTE Band 12 / 10MHz / QPSK									
Channel	Frequency ( MHz )	ERP ( dBm )	Limit ( dBm )	Over Limit ( dB )	SPA Reading (dBm)	S.G. Power ( dBm )	TX Cable loss ( dB )	TX Antenna Gain (dBi)	Polarization (H/V)
Lowest	1400	-57.55	-13	-44.55	-68.47	-63.60	0.50	8.70	H
	2096	-60.36	-13	-47.36	-74.00	-68.10	0.59	10.48	H
	2800	-59.97	-13	-46.97	-74.19	-68.10	0.70	10.98	H
									H
									H
									H
									H
	1400	-58.45	-13	-45.45	-68.95	-64.50	0.50	8.70	V
	2096	-60.96	-13	-47.96	-73.86	-68.70	0.59	10.48	V
	2800	-59.37	-13	-46.37	-74.05	-67.50	0.70	10.98	V
									V
									V
									V
									V
Middle	1408	-59.20	-13	-46.20	-69.95	-65.30	0.50	8.75	H
	2112	-60.45	-13	-47.45	-73.75	-68.20	0.59	10.49	H
	2816	-59.97	-13	-46.97	-74.37	-68.10	0.71	10.99	H
									H
									H
									H
									H
	1408	-58.10	-13	-45.10	-68.64	-64.20	0.50	8.75	V
	2112	-60.45	-13	-47.45	-73.75	-68.20	0.59	10.49	V
	2816	-59.57	-13	-46.57	-74.25	-67.70	0.71	10.99	V
									V
									V
									V
									V



Highest	1416	-58.96	-13	-45.96	-69.79	-65.10	0.50	8.80	H
	2120	-60.45	-13	-47.45	-73.86	-68.20	0.59	10.50	H
	2832	-60.06	-13	-47.06	-74.39	-68.20	0.71	11.00	H
									H
									H
									H
									H
	1416	-58.96	-13	-45.96	-69.41	-65.10	0.50	8.80	V
	2120	-60.75	-13	-47.75	-73.95	-68.50	0.59	10.50	V
	2832	-59.46	-13	-46.46	-74.07	-67.60	0.71	11.00	V
									V
									V
									V
									V

Remark: Spurious emissions within 30-1000MHz were found more than 20dB below limit line.



**Part 27H LTE Band 17**

LTE Band 17 / 10MHz / QPSK									
Channel	Frequency ( MHz )	ERP ( dBm )	Limit ( dBm )	Over Limit ( dB )	SPA Reading (dBm)	S.G. Power ( dBm )	TX Cable loss ( dB )	TX Antenna Gain (dBi)	Polarization (H/V)
Lowest	1408	-54.00	-13	-41.00	-64.75	-60.10	0.50	8.75	H
	2112	-60.45	-13	-47.45	-73.66	-68.20	0.59	10.49	H
	2816	-59.97	-13	-46.97	-73.93	-68.10	0.71	10.99	H
									H
									H
									H
									H
	1408	-53.00	-13	-40.00	-63.44	-59.10	0.50	8.75	V
	2112	-60.65	-13	-47.65	-73.76	-68.40	0.59	10.49	V
	2816	-59.67	-13	-46.67	-74.16	-67.80	0.71	10.99	V
									V
									V
									V
									V
Middle	1408	-53.10	-13	-40.10	-63.93	-59.20	0.50	8.75	H
	2120	-60.45	-13	-47.45	-73.83	-68.20	0.59	10.50	H
	2824	-59.46	-13	-46.46	-73.90	-67.60	0.71	10.99	H
									H
									H
									H
									H
	1408	-54.00	-13	-41.00	-64.44	-60.10	0.50	8.75	V
	2120	-60.25	-13	-47.25	-73.53	-68.00	0.59	10.50	V
	2824	-59.56	-13	-46.56	-74.26	-67.70	0.71	10.99	V
									V
									V
									V
									V
								V	



Highest	1416	-54.46	-13	-41.46	-65.20	-60.60	0.50	8.80	H
	2124	-60.54	-13	-47.54	-74.10	-68.30	0.59	10.50	H
	2832	-60.06	-13	-47.06	-74.33	-68.20	0.71	11.00	H
									H
									H
									H
									H
	1416	-56.96	-13	-43.96	-67.17	-63.10	0.50	8.80	V
	2124	-60.34	-13	-47.34	-73.81	-68.10	0.59	10.50	V
	2832	-59.66	-13	-46.66	-74.17	-67.80	0.71	11.00	V
									V
									V
									V
									V

Remark: Spurious emissions within 30-1000MHz were found more than 20dB below limit line.



**Part 27M LTE Band 38**

LTE Band 38 / 20MHz / QPSK									
Channel	Frequency ( MHz )	EIRP ( dBm )	Limit ( dBm )	Over Limit ( dB )	SPA Reading (dBm)	S.G. Power ( dBm )	TX Cable loss ( dB )	TX Antenna Gain (dBi)	Polarization (H/V)
Lowest	5142	-50.19	-25	-25.19	-70.78	-61.7	0.97	12.48	H
	7716	-43.65	-25	-18.65	-68.94	-53.47	1.19	11.00	H
	10284	-45.74	-25	-20.74	-76.38	-55.91	1.39	11.56	H
									H
									H
									H
									H
	5142	-51.43	-25	-26.43	-72.19	-62.94	0.97	12.48	V
	7716	-36.66	-25	-11.66	-61.85	-46.48	1.19	11.00	V
	10284	-46.06	-25	-21.06	-76.49	-56.23	1.39	11.56	V
									V
									V
									V
									V
Middle	5172	-47.89	-25	-22.89	-68.55	-59.45	0.98	12.54	H
	7758	-46.54	-25	-21.54	-71.87	-56.47	1.19	11.12	H
	10350	-45.98	-25	-20.98	-76.6	-56.01	1.40	11.44	H
									H
									H
									H
									H
	5172	-52.03	-25	-27.03	-72.85	-63.59	0.98	12.54	V
	7758	-45.40	-25	-20.40	-70.69	-55.33	1.19	11.12	V
	10350	-46.15	-25	-21.15	-76.58	-56.18	1.40	11.44	V
									V
									V
									V
									V



Highest	5202	-48.69	-25	-23.69	-69.41	-60.3	0.99	12.60	H
	7806	-35.65	-25	-10.65	-61.14	-45.72	1.19	11.26	H
	10404	-45.72	-25	-20.72	-76.32	-55.65	1.41	11.33	H
									H
									H
									H
									H
	5202	-48.65	-25	-23.65	-69.53	-60.26	0.99	12.60	V
	7806	-38.76	-25	-13.76	-64.27	-48.83	1.19	11.26	V
	10404	-45.31	-25	-20.31	-75.75	-55.24	1.41	11.33	V
									V
									V
									V
									V

Remark: Spurious emissions within 30-1000MHz were found more than 20dB below limit line.



**Part 27M LTE Band 41**

LTE Band 41 / 20MHz / QPSK									
Channel	Frequency ( MHz )	EIRP ( dBm )	Limit ( dBm )	Over Limit ( dB )	SPA Reading (dBm)	S.G. Power ( dBm )	TX Cable loss ( dB )	TX Antenna Gain (dBi)	Polarization (H/V)
Lowest	5070	-50.66	-25	-25.66	-71.13	-62.04	0.96	12.34	H
	7068	-50.90	-25	-25.90	-76.05	-60.9	1.17	11.18	H
	10134	-46.14	-25	-21.14	-76.86	-56.61	1.38	11.85	H
									H
									H
									H
									H
	5070	-53.01	-25	-28.01	-73.65	-64.39	0.96	12.34	V
	7068	-51.89	-25	-26.89	-76.77	-61.89	1.17	11.18	V
	10134	-46.41	-25	-21.41	-76.85	-56.88	1.38	11.85	V
									V
									V
									V
									V
Middle	5172	-51.75	-25	-26.75	-72.41	-63.31	0.98	12.54	H
	7758	-49.63	-25	-24.63	-74.96	-59.56	1.19	11.12	H
	10350	-45.50	-25	-20.50	-76.12	-55.53	1.40	11.44	H
									H
									H
									H
									H
	5172	-54.63	-25	-29.63	-75.45	-66.19	0.98	12.54	V
	7758	-50.37	-25	-25.37	-75.66	-60.3	1.19	11.12	V
	10350	-45.88	-25	-20.88	-76.31	-55.91	1.40	11.44	V
									V
									V
									V
									V



Highest	5274	-49.34	-25	-24.34	-70.27	-61.07	1.02	12.75	H
	7908	-48.91	-25	-23.91	-75	-59.26	1.19	11.54	H
	10548	-46.02	-25	-21.02	-76.53	-55.66	1.42	11.06	H
									H
									H
									H
									H
	5274	-55.06	-25	-30.06	-76.13	-66.79	1.02	12.75	V
	7908	-49.66	-25	-24.66	-75.82	-60.01	1.19	11.54	V
	10548	-46.03	-25	-21.03	-76.42	-55.67	1.42	11.06	V
									V
									V
									V
									V

Remark: Spurious emissions within 30-1000MHz were found more than 20dB below limit line.



**Part 27L LTE Band 66**

LTE Band 66 / 20MHz / QPSK									
Channel	Frequency ( MHz )	EIRP ( dBm )	Limit ( dBm )	Over Limit ( dB )	SPA Reading (dBm)	S.G. Power ( dBm )	TX Cable loss ( dB )	TX Antenna Gain (dBi)	Polarization (H/V)
Lowest	3420	-48.91	-13	-35.91	-66.08	-60.50	0.77	12.36	H
	5136	-34.27	-13	-21.27	-54.86	-45.77	0.97	12.47	H
	6840	-53.26	-13	-40.26	-76.84	-64.11	0.81	11.65	H
									H
									H
									H
									H
	3420	-49.10	-13	-36.10	-66.08	-60.69	0.77	12.36	V
	5136	-38.21	-13	-25.21	-58.97	-49.71	0.97	12.47	V
	6840	-52.95	-13	-39.95	-77	-63.80	0.81	11.65	V
									V
									V
									V
									V
Middle	3474	-48.59	-13	-35.59	-65.81	-60.33	0.78	12.52	H
	5208	-47.82	-13	-34.82	-68.54	-59.44	0.99	12.62	H
	6948	-52.58	-13	-39.58	-76.35	-62.95	1.05	11.41	H
									H
									H
									H
									H
	3474	-52.08	-13	-39.08	-69.97	-63.82	0.78	12.52	V
	5208	-39.30	-13	-26.30	-60.18	-50.92	0.99	12.62	V
	6948	-52.07	-13	-39.07	-76.2	-62.44	1.05	11.41	V
									V
									V
									V
									V



Highest	3522	-51.58	-13	-38.58	-68.74	-63.39	0.78	12.59	H
	5286	-38.62	-13	-25.62	-59.55	-50.37	1.02	12.77	H
	7044	-51.73	-13	-38.73	-75.76	-61.78	1.17	11.22	H
									H
									H
									H
									H
	3522	-51.07	-13	-38.07	-69.22	-62.88	0.78	12.59	V
	5280	-32.85	-13	-19.85	-53.92	-44.59	1.02	12.76	V
	7044	-51.50	-13	-38.50	-75.83	-61.55	1.17	11.22	V
									V
									V
									V
									V

Remark: Spurious emissions within 30-1000MHz were found more than 20dB below limit line.

—THE END—