

HAC_E_Dipole_835

DUT: HAC-Dipole 835 MHz

Communication System: CW; Frequency: 835 MHz; Duty Cycle: 1:1
 Medium: Air Medium parameters used: $\sigma = 0 \text{ S/m}$, $\epsilon_r = 1$; $\rho = 0 \text{ kg/m}^3$
 Ambient Temperature : 23.5 °C

DASY5 Configuration:

- Probe: EF3DV3 - SN4047; ConvF(1, 1, 1) @ 835 MHz; Calibrated: 2019/1/30
- Sensor-Surface: (Fix Surface)
- Electronics: DAE4 Sn854; Calibrated: 2018/6/14
- Phantom: HAC Test Arch with AMCC; Type: SD HAC P01 BA;
- Measurement SW: DASY52, Version 52.10 (1); SEMCAD X Version 14.6.11 (7439)

E Scan - measurement distance from the probe sensor center to CD835 = 10mm & 15mm/Hearing Aid Compatibility Test at 15mm distance (41x361x1): Interpolated grid: dx=0.5000 mm, dy=0.5000 mm

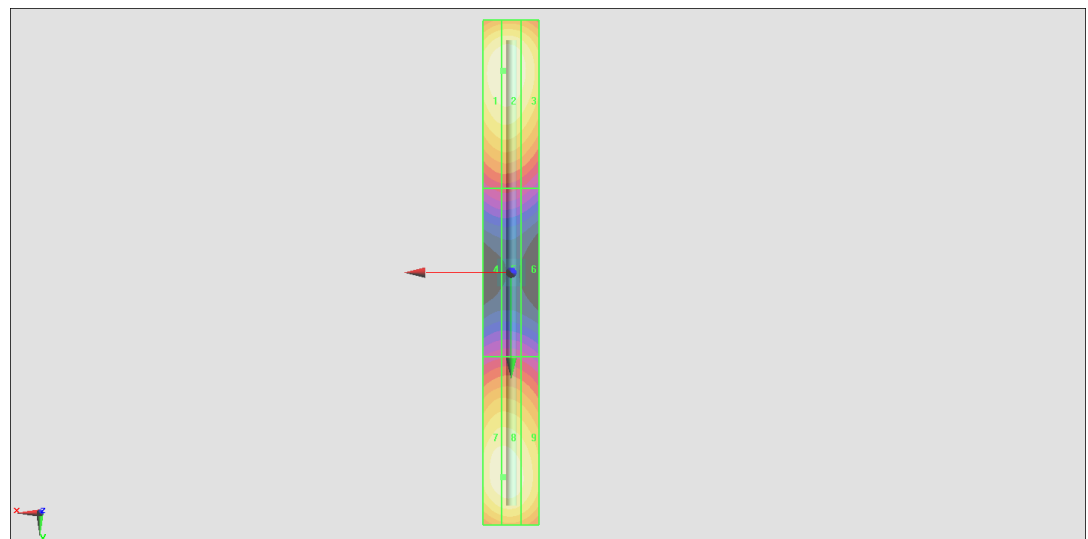
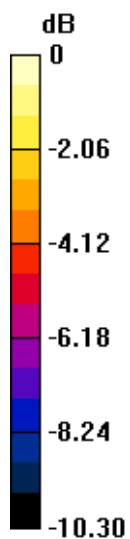
Device Reference Point: 0, 0, -6.3 mm
 Reference Value = 130.1 V/m; Power Drift = 0.01 dB
 PMR not calibrated. PMF = 1.000 is applied.
 E-field emissions = 114.1 V/m
 Average value of Total=(114.1+112.3) / 2 = 113.2 V/m

PMF scaled E-field

Grid 1 M4 114.1 V/m	Grid 2 M4 114.1 V/m	Grid 3 M4 108.9 V/m
Grid 4 M4 62.77 V/m	Grid 5 M4 63.04 V/m	Grid 6 M4 60.41 V/m
Grid 7 M4 112.3 V/m	Grid 8 M4 112.3 V/m	Grid 9 M4 107.3 V/m

Cursor:

Total = 114.1 V/m
 E Category: M4
 Location: 3, -72, 9.7 mm



0 dB = 114.1 V/m = 41.15 dBV/m

HAC_E_Dipole_1880

DUT: HAC Dipole 1880 MHz

Communication System: CW; Frequency: 1880 MHz; Duty Cycle: 1:1

Medium: Air Medium parameters used: $\sigma = 0$ S/m, $\epsilon_r = 1$; $\rho = 0$ kg/m³

Ambient Temperature : 23.5 °C

DASY5 Configuration:

- Probe: EF3DV3 - SN4047; ConvF(1, 1, 1) @ 1880 MHz; Calibrated: 2019/1/30
- Sensor-Surface: (Fix Surface)
- Electronics: DAE4 Sn854; Calibrated: 2018/6/14
- Phantom: HAC Test Arch with AMCC; Type: SD HAC P01 BA;
- Measurement SW: DASY52, Version 52.10 (1); SEMCAD X Version 14.6.11 (7439)

E Scan - measurement distance from the probe sensor center to CD1880 = 10mm & 15mm/Hearing Aid Compatibility Test at 15mm distance (41x181x1): Interpolated grid: dx=0.5000 mm, dy=0.5000 mm

Device Reference Point: 0, 0, -6.3 mm

Reference Value = 156.6 V/m; Power Drift = 0.01 dB

PMR not calibrated. PMF = 1.000 is applied.

E-field emissions = 88.19 V/m

Average value of Total=(88.19+86.98) / 2 = 87.59 V/m

PMF scaled E-field

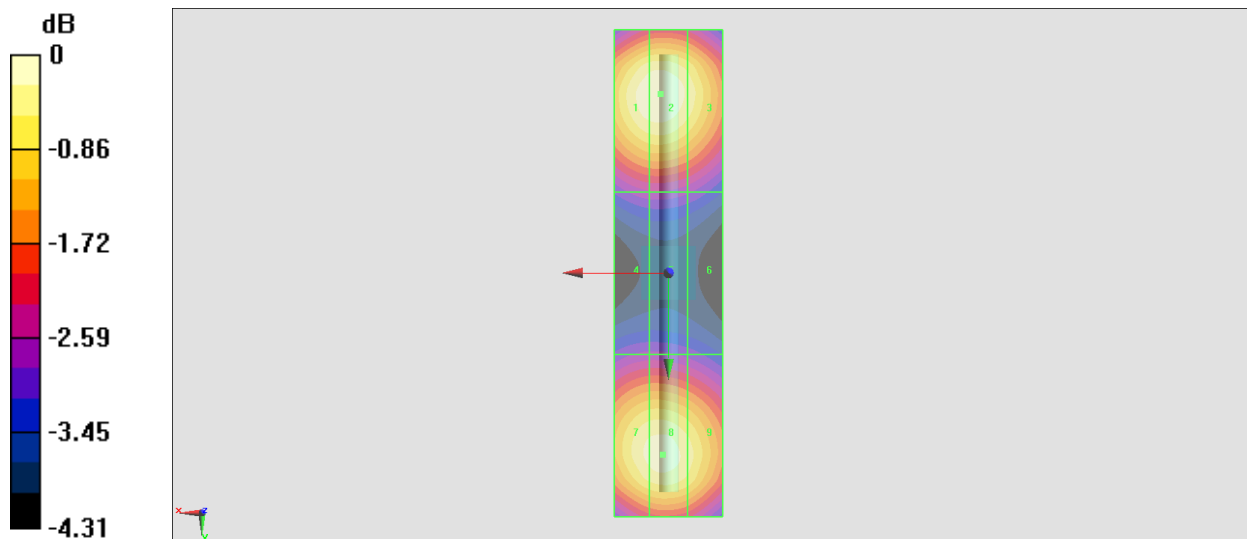
Grid 1 M3 87.87 V/m	Grid 2 M3 88.19 V/m	Grid 3 M3 84.76 V/m
Grid 4 M3 65.31 V/m	Grid 5 M3 65.41 V/m	Grid 6 M3 63.96 V/m
Grid 7 M3 86.26 V/m	Grid 8 M3 86.98 V/m	Grid 9 M3 84.08 V/m

Cursor:

Total = 88.19 V/m

E Category: M3

Location: 1.5, -33, 9.7 mm



0 dB = 88.19 V/m = 38.91 dBV/m

HAC_E_Dipole_1880

DUT: HAC Dipole 1880 MHz

Communication System: CW; Frequency: 1880 MHz; Duty Cycle: 1:1

Medium: Air Medium parameters used: $\sigma = 0 \text{ S/m}$, $\epsilon_r = 1$; $\rho = 0 \text{ kg/m}^3$

Ambient Temperature : 23.7 °C

DASY5 Configuration:

- Probe: EF3DV3 - SN4047; ConvF(1, 1, 1) @ 1880 MHz; Calibrated: 2019/1/30
- Sensor-Surface: (Fix Surface)
- Electronics: DAE4 Sn918; Calibrated: 2018/6/20
- Phantom: HAC Test Arch with AMCC; Type: SD HAC P01 BA;
- Measurement SW: DASY52, Version 52.10 (1); SEMCAD X Version 14.6.11 (7439)

E Scan - measurement distance from the probe sensor center to CD1880 = 10mm & 15mm/Hearing Aid Compatibility Test at 15mm distance (41x181x1): Interpolated grid: dx=0.5000 mm, dy=0.5000 mm

Device Reference Point: 0, 0, -6.3 mm

Reference Value = 156.3 V/m; Power Drift = 0.01 dB

PMR not calibrated. PMF = 1.000 is applied.

E-field emissions = 88.03 V/m

Average value of Total=(88.03+86.83) / 2 = 87.43 V/m

PMF scaled E-field

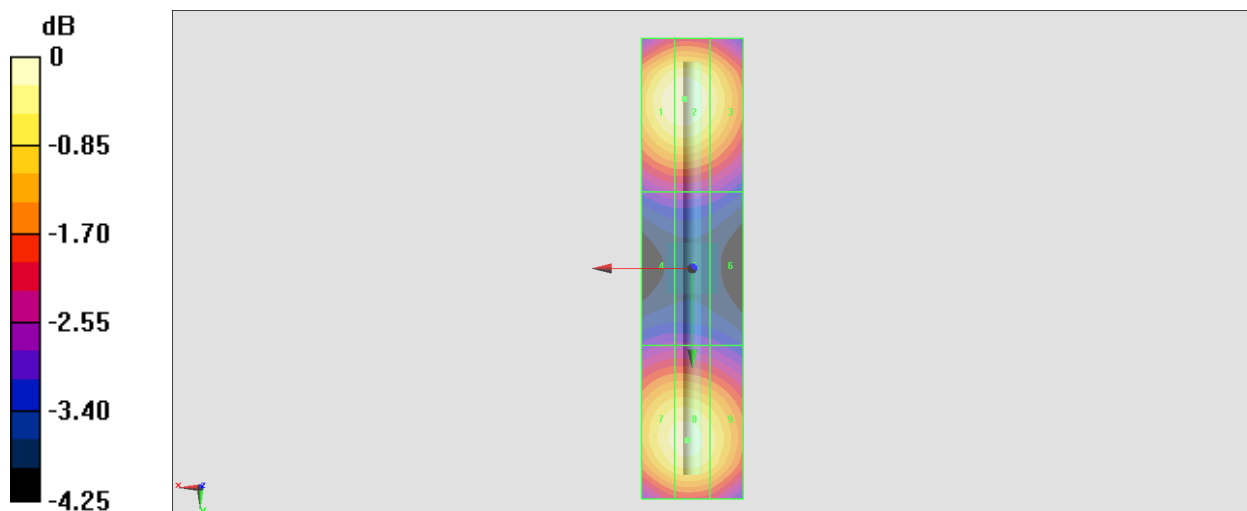
Grid 1 M3 87.71 V/m	Grid 2 M3 88.03 V/m	Grid 3 M3 84.60 V/m
Grid 4 M3 65.55 V/m	Grid 5 M3 65.64 V/m	Grid 6 M3 64.19 V/m
Grid 7 M3 86.12 V/m	Grid 8 M3 86.83 V/m	Grid 9 M3 83.92 V/m

Cursor:

Total = 88.03 V/m

E Category: M3

Location: 1.5, -33, 9.7 mm



0 dB = 88.03 V/m = 38.89 dBV/m

HAC_E_Dipole_2600

DUT: HAC Dipole 2600 MHz

Communication System: CW ; Frequency: 2600 MHz;Duty Cycle: 1:1

Medium: Air Medium parameters used: $\sigma = 0$ S/m, $\epsilon_r = 1$; $\rho = 0$ kg/m³

Ambient Temperature : 23.5 °C

DASY5 Configuration:

- Probe: EF3DV3 - SN4047; ConvF(1, 1, 1) @ 2600 MHz; Calibrated: 2019/1/30
- Sensor-Surface: (Fix Surface)
- Electronics: DAE4 Sn854; Calibrated: 2018/6/14
- Phantom: HAC Test Arch with AMCC; Type: SD HAC P01 BA;
- Measurement SW: DASY52, Version 52.10 (1);SEMCAD X Version 14.6.11 (7439)

E Scan - measurement distance from the probe sensor center to CD2600 = 10mm & 15mm/Hearing Aid Compatibility Test at 15mm distance (41x181x1): Interpolated grid: dx=0.5000 mm, dy=0.5000 mm

Device Reference Point: 0, 0, -6.3 mm

Reference Value = 72.99 V/m; Power Drift = 0.02 dB

PMR not calibrated. PMF = 1.000 is applied.

E-field emissions = 88.07 V/m

Average value of Total=(86.79+88.073) / 2 = 87.43 V/m

PMF scaled E-field

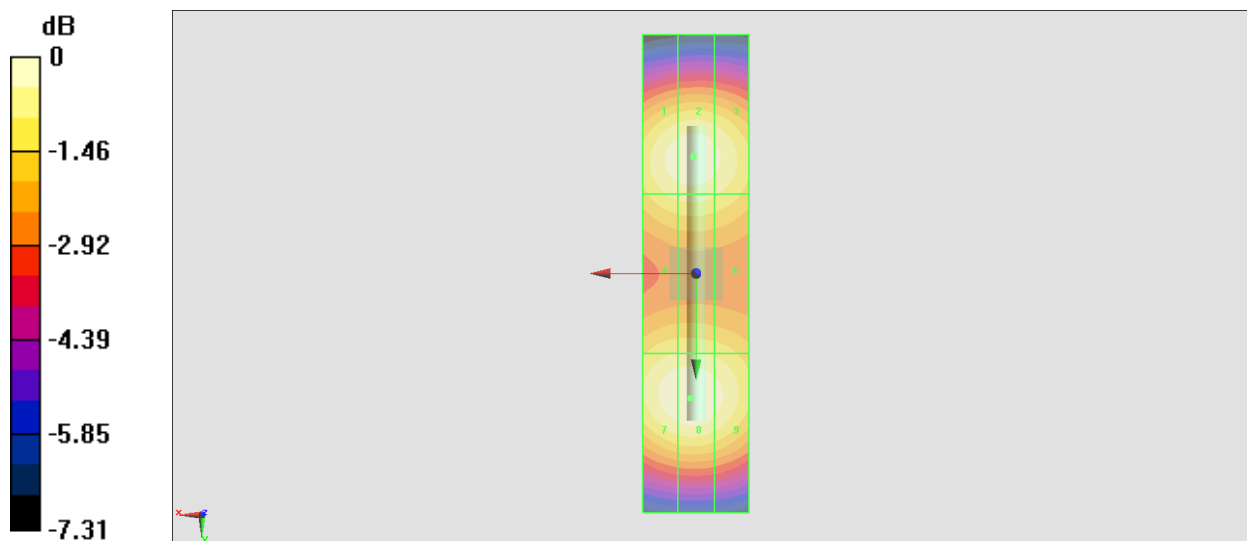
Grid 1 M3 85.73 V/m	Grid 2 M3 86.79 V/m	Grid 3 M3 84.48 V/m
Grid 4 M3 80.46 V/m	Grid 5 M3 81.10 V/m	Grid 6 M3 79.37 V/m
Grid 7 M3 87.29 V/m	Grid 8 M3 88.07 V/m	Grid 9 M3 85.26 V/m

Cursor:

Total = 88.07 V/m

E Category: M3

Location: 1, 23.5, 9.7 mm



0 dB = 88.07 V/m = 38.90 dBV/m