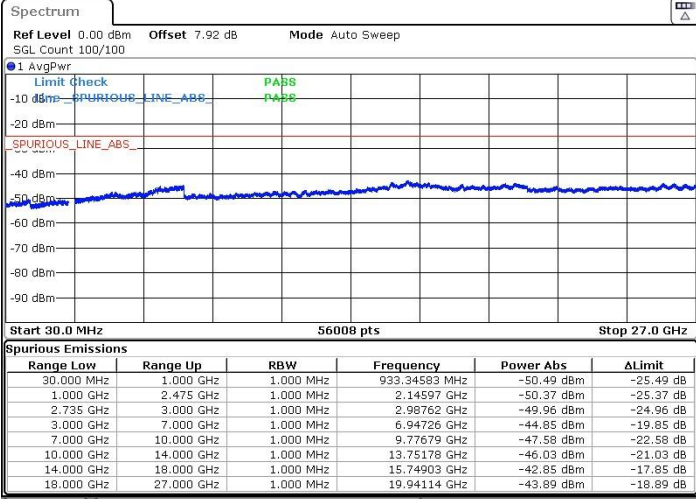




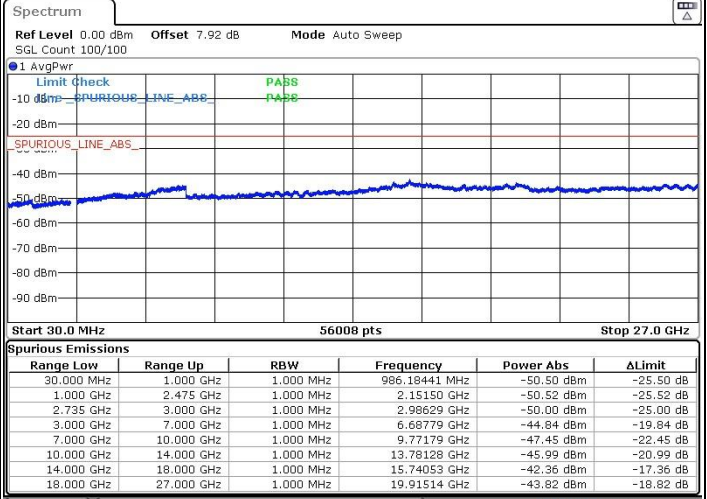
LTE Band 41 / 20MHz+10MHz

Lowest Channel / QPSK

Lowest Channel / 16QAM



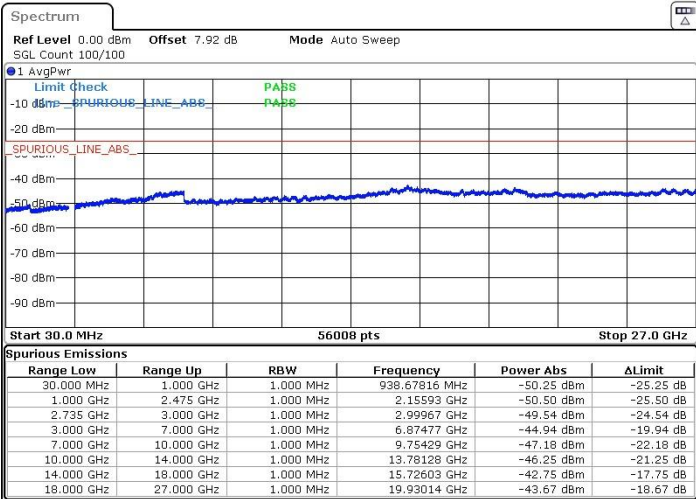
Date: 22.MAR.2019 23:50:14



Date: 22.MAR.2019 23:51:39

Lowest Channel / 64QAM

N/A



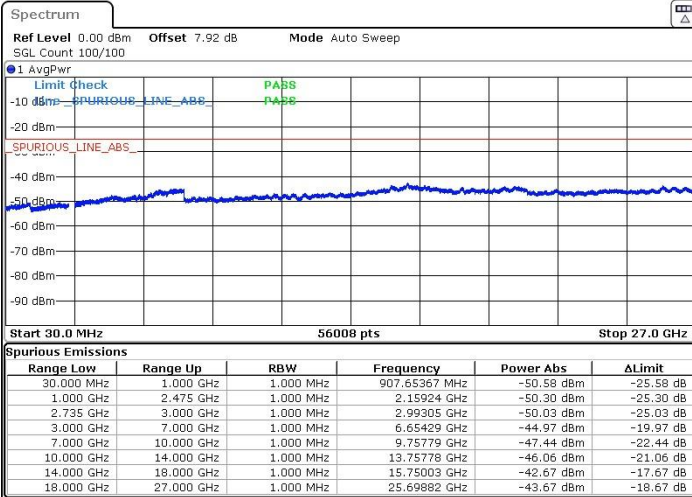
Date: 22.MAR.2019 23:52:45



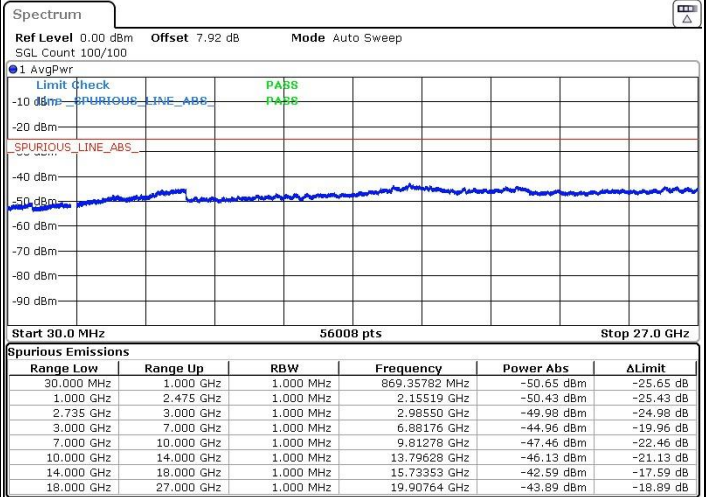
LTE Band 41 / 20MHz+10MHz

Middle Channel / QPSK

Middle Channel / 16QAM



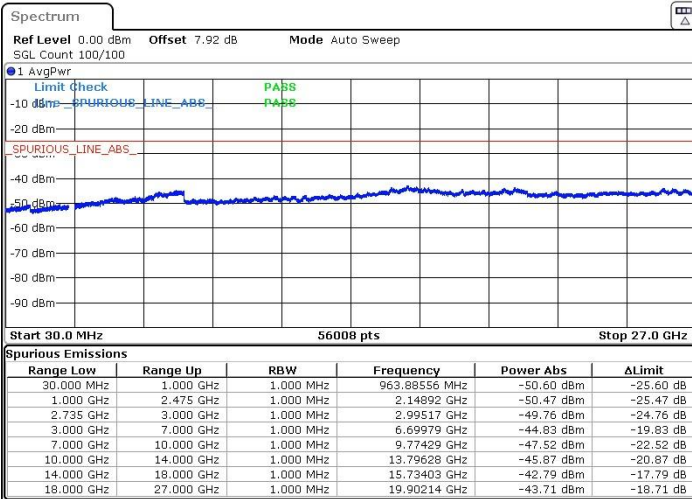
Date: 23.MAR.2019 00:00:45



Date: 22.MAR.2019 23:59:51

Middle Channel / 64QAM

N/A

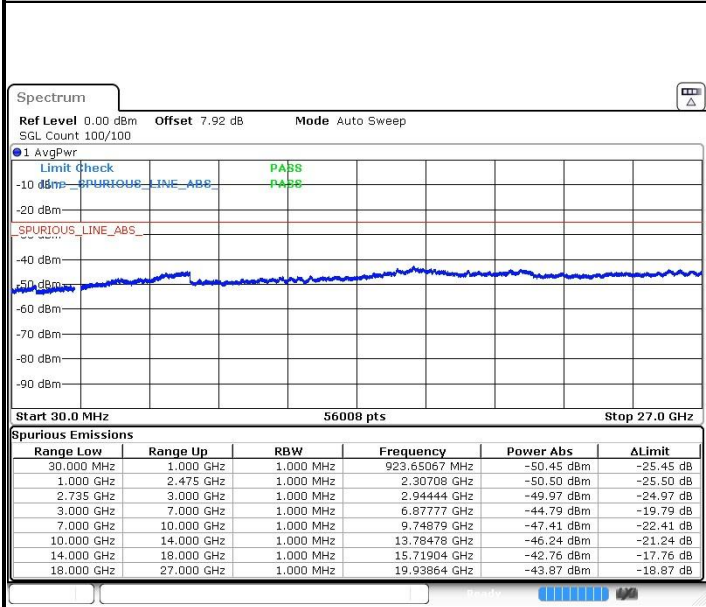


Date: 22.MAR.2019 23:58:11



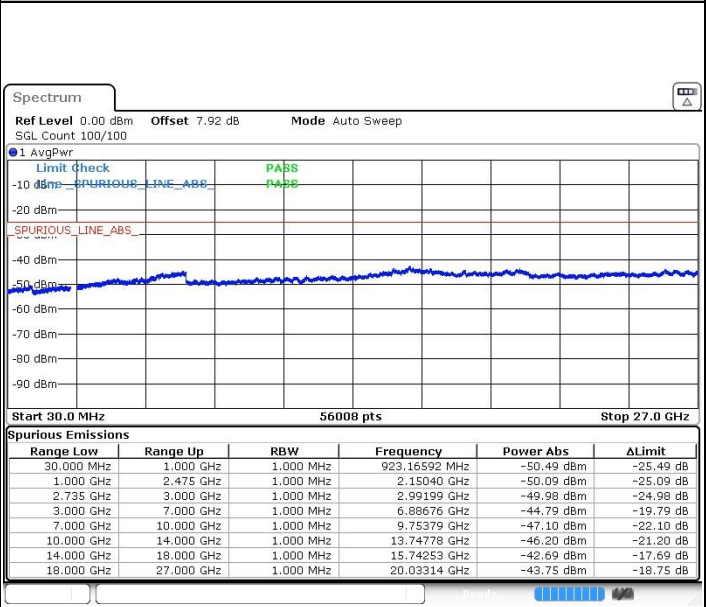
**LTE Band 41 / 20MHz+10MHz**

**Highest Channel / QPSK**



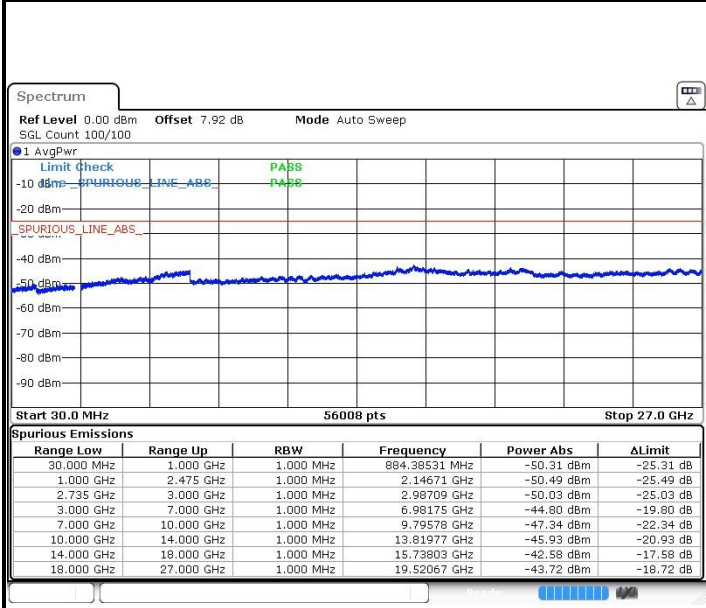
Date: 23.MAR.2019 00:03:39

**Highest Channel / 16QAM**



Date: 23.MAR.2019 00:04:46

**Highest Channel / 64QAM**



Date: 23.MAR.2019 00:05:55

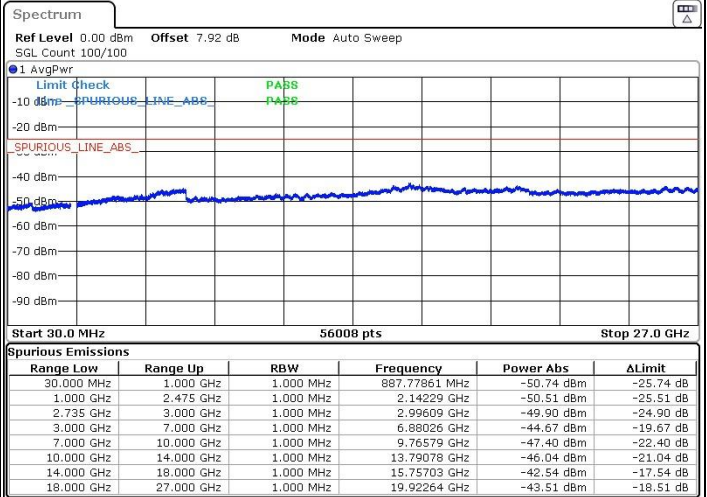
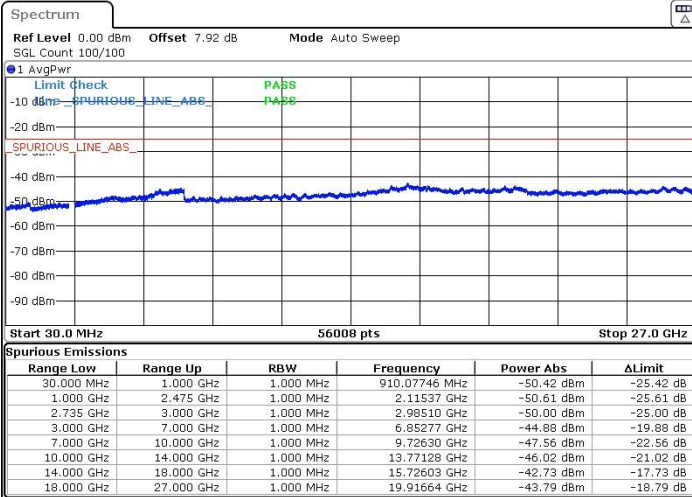
**N/A**



LTE Band 41 / 20MHz+15MHz

Lowest Channel / QPSK

Lowest Channel / 16QAM

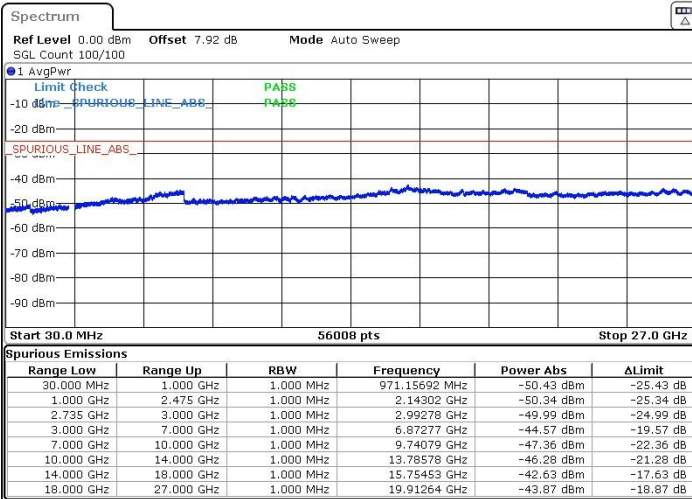


Date: 23.MAR.2019 01:04:34

Date: 23.MAR.2019 01:05:35

Lowest Channel / 64QAM

N/A



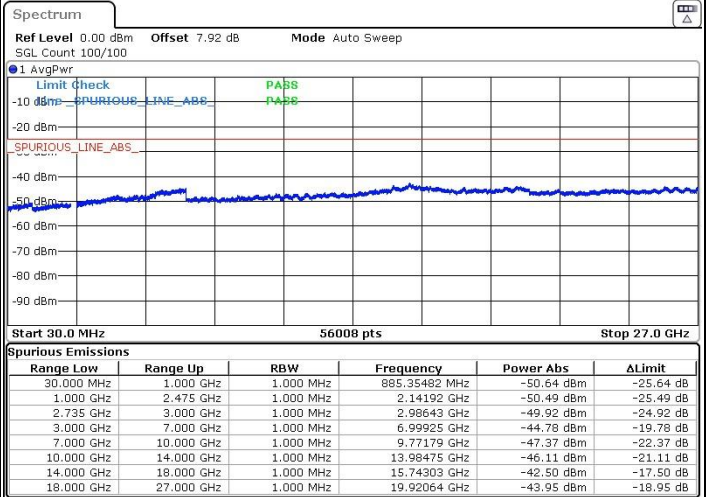
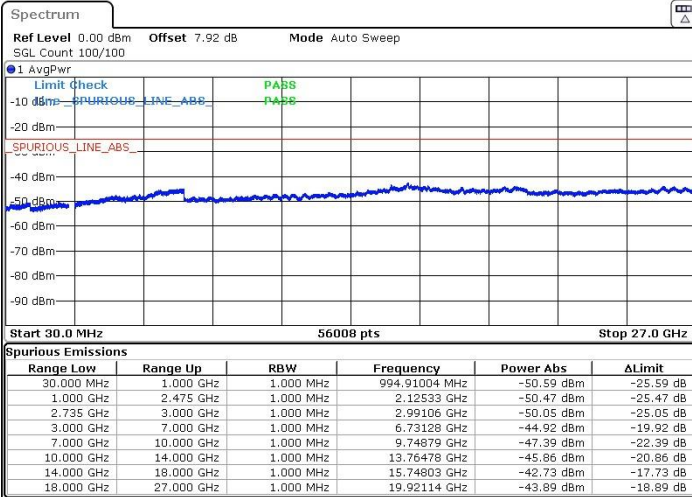
Date: 23.MAR.2019 01:06:42



LTE Band 41 / 20MHz+15MHz

Middle Channel / QPSK

Middle Channel / 16QAM

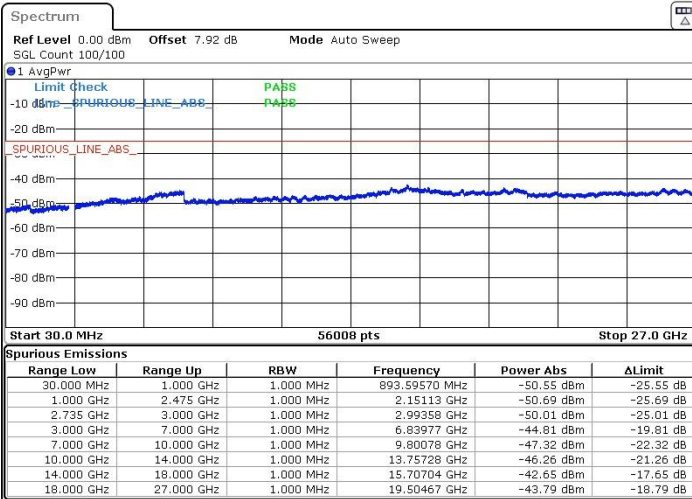


Date: 23.MAR.2019 01:14:31

Date: 23.MAR.2019 01:13:23

Middle Channel / 64QAM

N/A



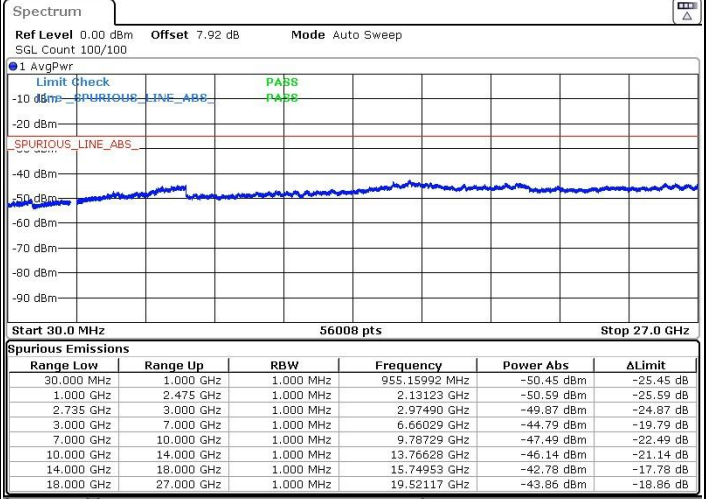
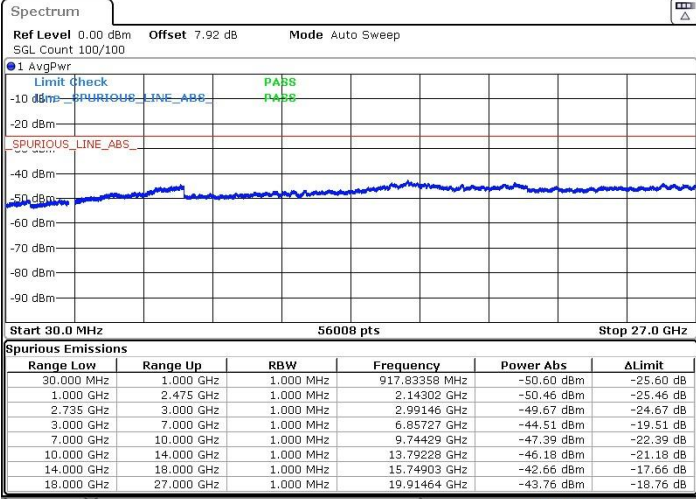
Date: 23.MAR.2019 01:11:48



LTE Band 41 / 20MHz+15MHz

Highest Channel / QPSK

Highest Channel / 16QAM

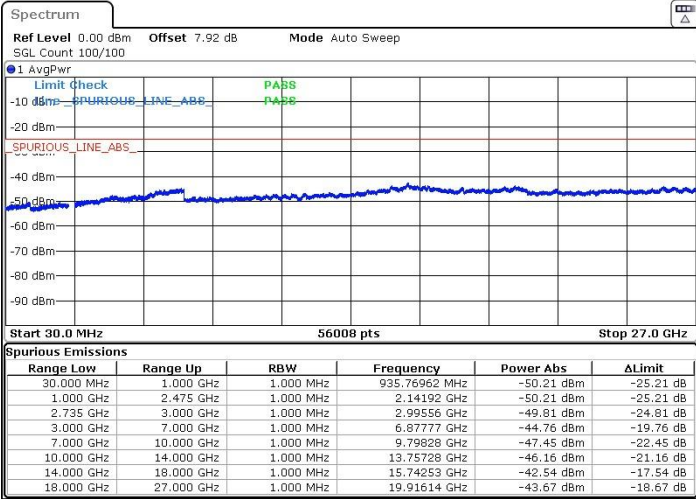


Date: 23.MAR.2019 01:16:58

Date: 23.MAR.2019 01:18:26

Highest Channel / 64QAM

N/A



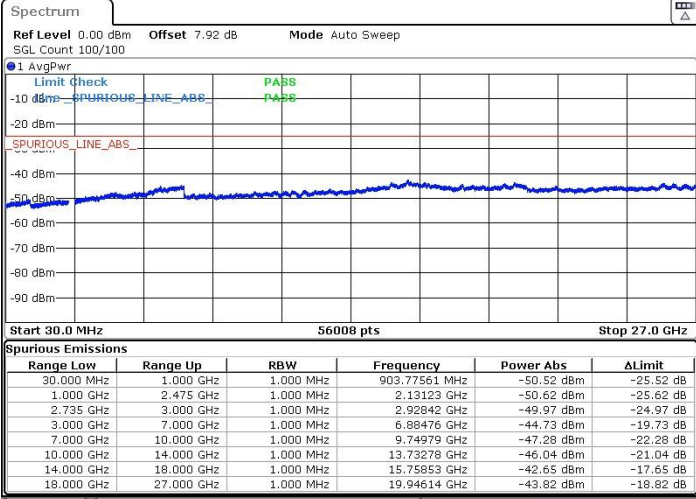
Date: 23.MAR.2019 01:20:16



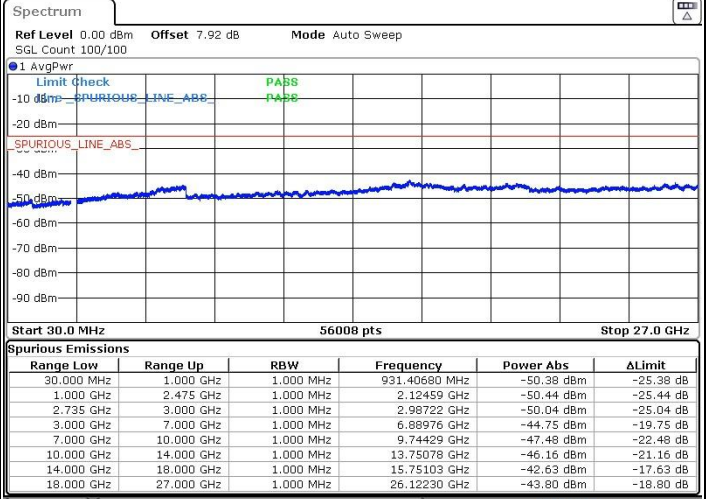
LTE Band 41 / 20MHz+20MHz

Lowest Channel / QPSK

Lowest Channel / 16QAM



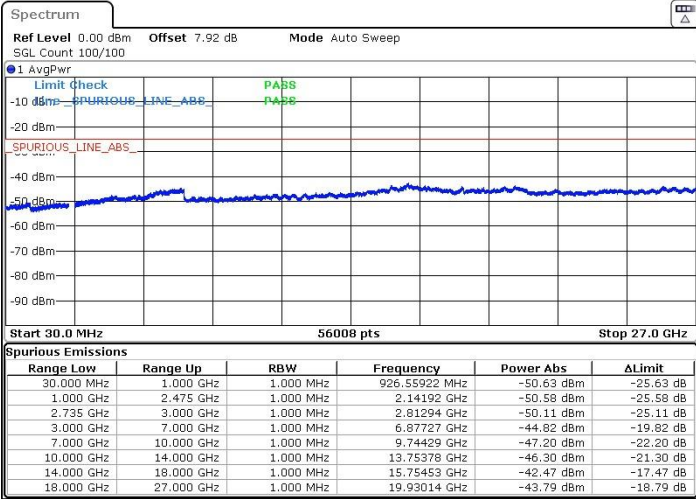
Date: 23.MAR.2019 01:33:06



Date: 23.MAR.2019 01:34:14

Lowest Channel / 64QAM

N/A



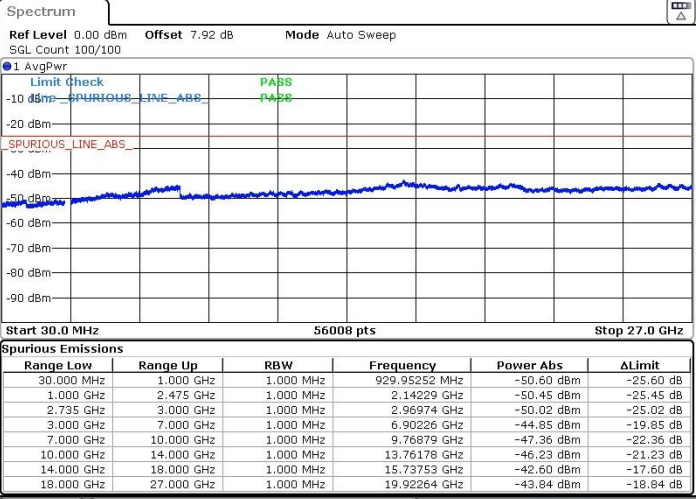
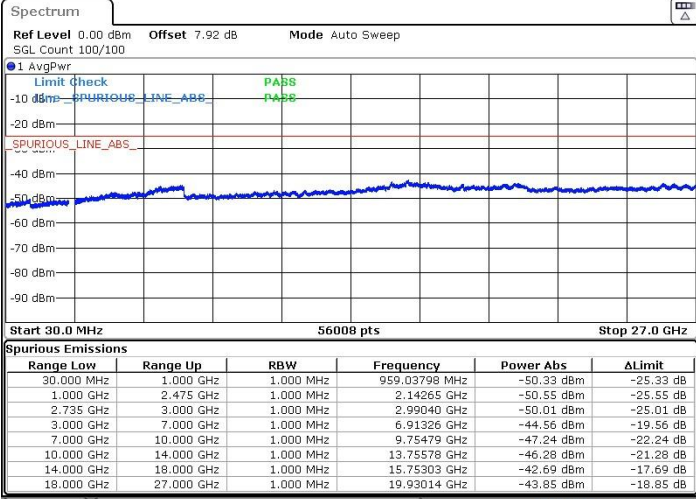
Date: 23.MAR.2019 01:35:26



LTE Band 41 / 20MHz+20MHz

MiddleChannel / QPSK

Middle Channel / 16QAM

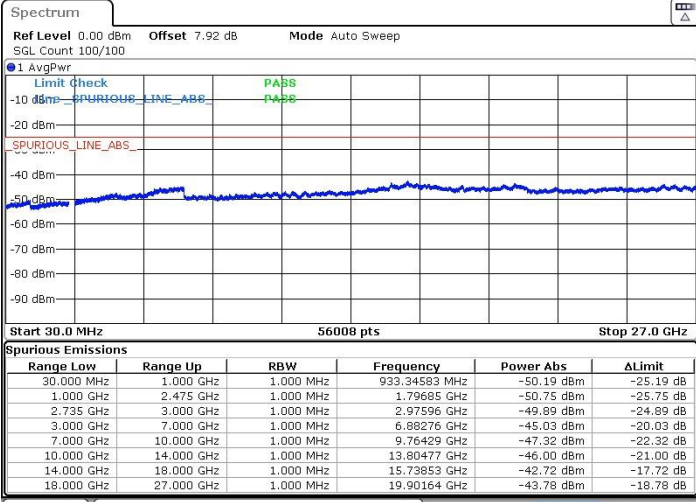


Date: 23.MAR.2019 01:38:53

Date: 23.MAR.2019 01:37:56

Middle Channel / 64QAM

N/A

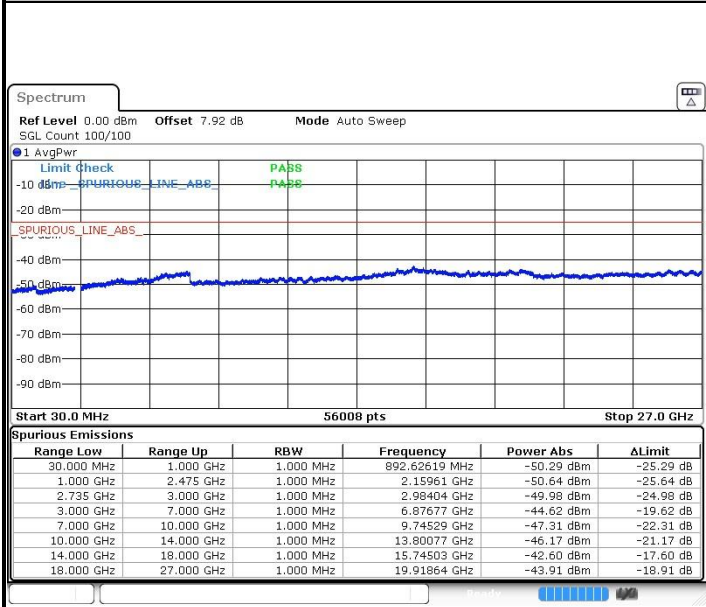


Date: 23.MAR.2019 01:37:00



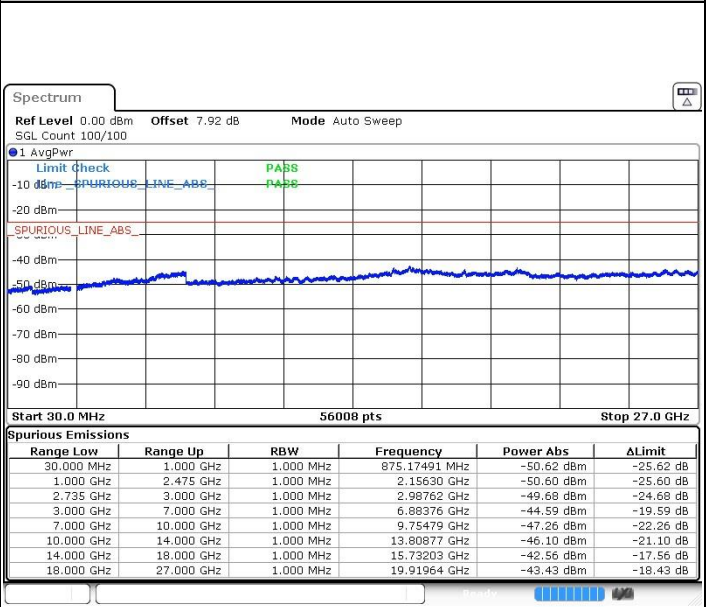
**LTE Band 41 / 20MHz+20MHz**

**Highest Channel / QPSK**



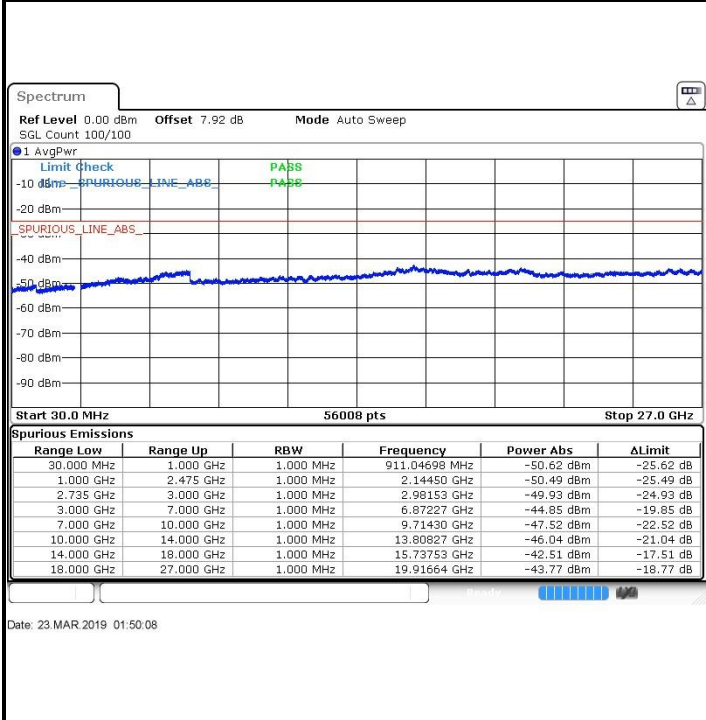
Date: 23.MAR.2019 01:47:47

**Highest Channel / 16QAM**



Date: 23.MAR.2019 01:49:05

**Highest Channel / 64QAM**



Date: 23.MAR.2019 01:50:08

**N/A**



Frequency Stability

Test Conditions		LTE Band 13 (QPSK) / Middle Channel	Limit
Temperature (°C)	Voltage (Volt)	BW 10MHz	Note 2.
		Deviation (ppm)	Result
50	Normal Voltage	0.0014	PASS
40	Normal Voltage	0.0004	
30	Normal Voltage	0.0047	
20(Ref.)	Normal Voltage	0.0000	
10	Normal Voltage	0.0051	
0	Normal Voltage	0.0063	
-10	Normal Voltage	0.0010	
-20	Normal Voltage	0.0058	
-30	Normal Voltage	0.0065	
20	Maximum Voltage	0.0006	
20	Normal Voltage	0.0009	
20	Battery End Point	0.0041	

Note:

1. Normal Voltage =3.8 V. ; Battery End Point (BEP) =3.6 V. ; Maximum Voltage =4.1 V.
2. Note: The frequency fundamental emissions stay within the authorized frequency block.



For CA

Test Conditions		LTE Band 41 (QPSK) / Middle Channel	Limit
Temperature (°C)	Voltage (Volt)	BW 20+20MHz	Note 2.
		Deviation (ppm)	Result
50	Normal Voltage	0.02	PASS
40	Normal Voltage	0.01	
30	Normal Voltage	0.01	
20(Ref.)	Normal Voltage	0.00	
10	Normal Voltage	-0.01	
0	Normal Voltage	0.02	
-10	Normal Voltage	0.01	
-20	Normal Voltage	-0.01	
-30	Normal Voltage	-0.02	
20	Maximum Voltage	0.01	
20	Normal Voltage	0.01	
20	Battery End Point	-0.02	

Note:

1. Normal Voltage =3.8 V. ; Battery End Point (BEP) =3.6 V. ; Maximum Voltage =4.1 V.
2. Note: The frequency fundamental emissions stay within the authorized frequency block.



# Appendix B. Test Results of Radiated Test

## Radiated Spurious Emission

LTE Band 13 / 5MHz / QPSK								
Channel	Frequency ( MHz )	EIRP ( dBm )	Limit ( dBm )	Over Limit ( dB )	S.G. Power ( dBm )	TX Cable loss ( dB )	TX Antenna Gain (dBi)	Polarization (H/V)
Middle	1560	-69.62	-40	-29.62	-71.33	2.23	6.09	H
	2339.52	-67.60	-13	-54.60	-70.28	2.83	5.51	H
	3120	-66.15	-13	-53.15	-70.24	3.21	7.30	H
	1559.68	-68.93	-40	-28.93	-70.64	2.23	6.09	V
	2340	-66.83	-13	-53.83	-69.51	2.83	5.51	V
	3120	-66.17	-13	-53.17	-70.26	3.21	7.30	V

Remark: Spurious emissions within 30-1000MHz were found more than 20dB below limit line.

LTE Band 13 / 10MHz / QPSK								
Channel	Frequency ( MHz )	EIRP ( dBm )	Limit ( dBm )	Over Limit ( dB )	S.G. Power ( dBm )	TX Cable loss ( dB )	TX Antenna Gain (dBi)	Polarization (H/V)
Middle	1556	-68.51	-40	-28.51	-70.22	2.23	6.09	H
	2332.77	-66.36	-13	-53.36	-69.04	2.83	5.51	H
	3108	-65.80	-13	-52.80	-69.89	3.21	7.30	H
	1555.18	-68.48	-40	-28.48	-70.19	2.23	6.09	V
	2332	-66.71	-13	-53.71	-69.39	2.83	5.51	V
	3108	-65.85	-13	-52.85	-69.94	3.21	7.30	V

Remark: Spurious emissions within 30-1000MHz were found more than 20dB below limit line.



For CA

LTE Band CA_41C / 20 MHz + 20MHz / QPSK								
Channel	Frequency ( MHz )	EIRP ( dBm )	Limit ( dBm )	Over Limit ( dB )	S.G. Power ( dBm )	TX Cable loss ( dB )	TX Antenna Gain (dBi)	Polarization (H/V)
Middle	5148	-38.72	-25	-13.72	-48.93	3.03	13.24	H
	7724	-61.05	-25	-36.05	-70.50	3.56	13.01	H
	10300	-57.46	-25	-32.46	-66.98	3.92	13.44	H
	5148	-41.03	-25	-16.03	-51.24	3.03	13.24	V
	7724	-60.88	-25	-35.88	-70.33	3.56	13.01	V
	10300	-57.89	-25	-32.89	-67.41	3.92	13.44	V

Remark: Spurious emissions within 30-1000MHz were found more than 20dB below limit line.



## **Appendix D. Reference Report**

Please refer to Sporton report number FG922110B which is issued separately.