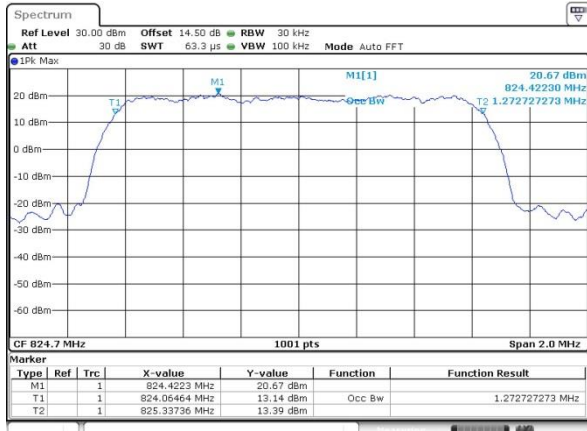




CDMA BC0 (1xRTT)

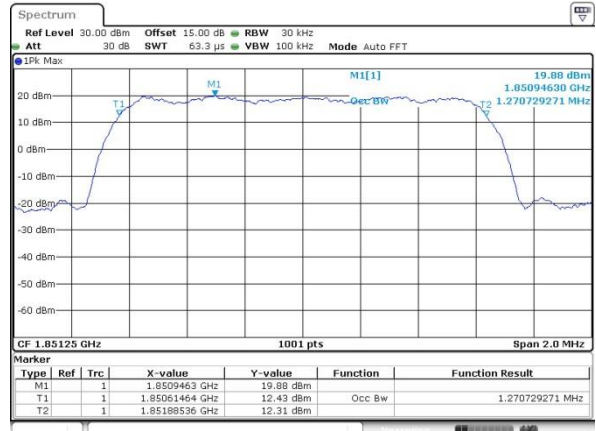
Lowest Channel



Date: 18 MAR 2019 20:28:08

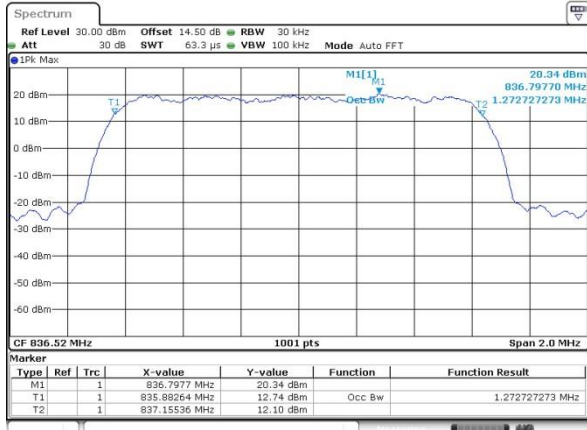
CDMA BC1(1xRTT)

Lowest Channel



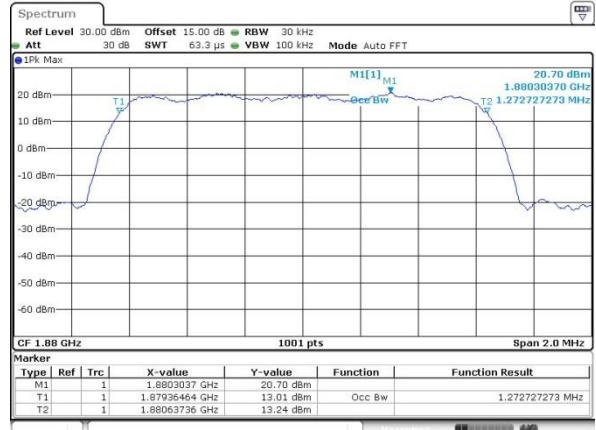
Date: 18 MAR 2019 21:59:15

Middle Channel



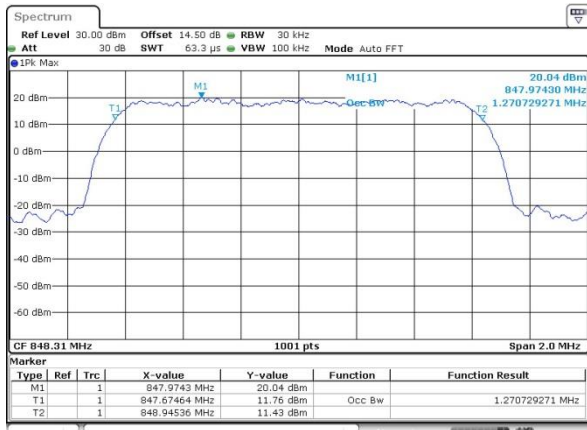
Date: 18 MAR 2019 20:28:57

Middle Channel



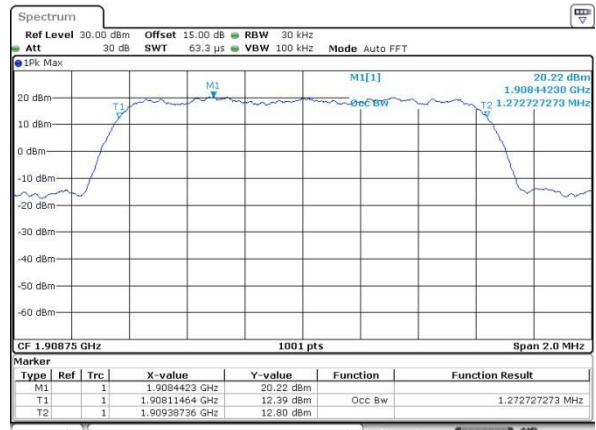
Date: 18 MAR 2019 21:59:45

Highest Channel



Date: 18 MAR 2019 20:29:30

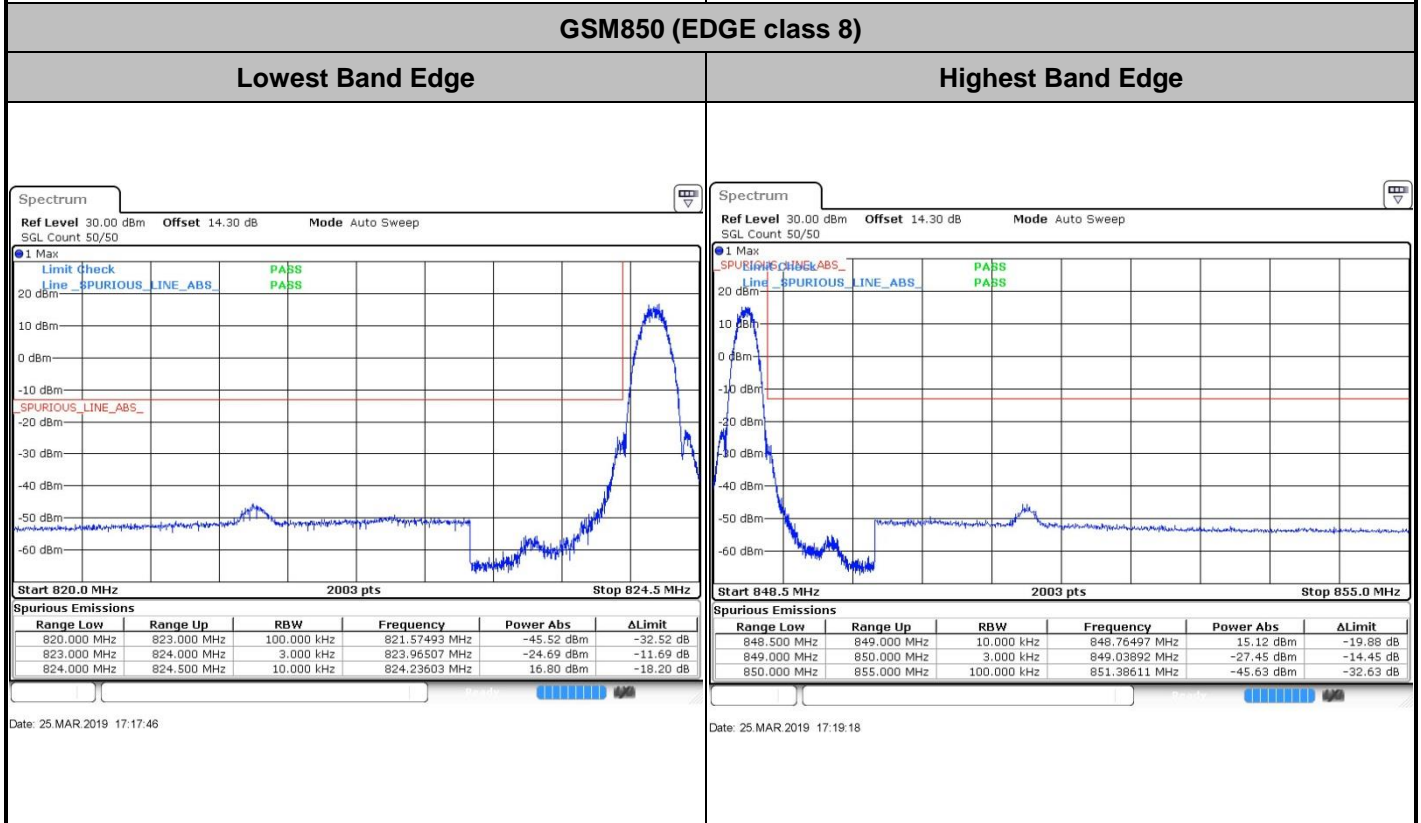
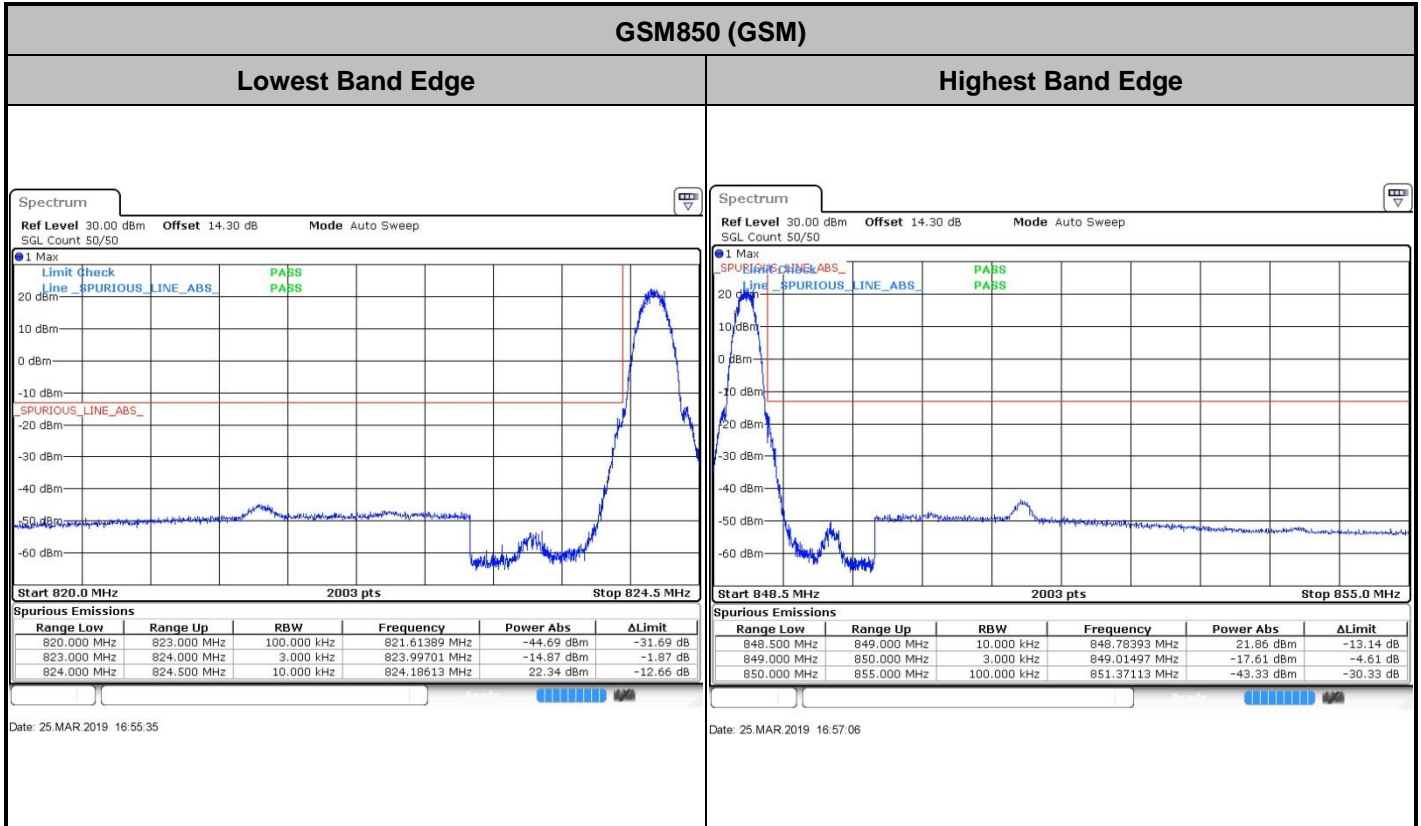
Highest Channel



Date: 18 MAR 2019 22:00:16



Conducted Band Edge

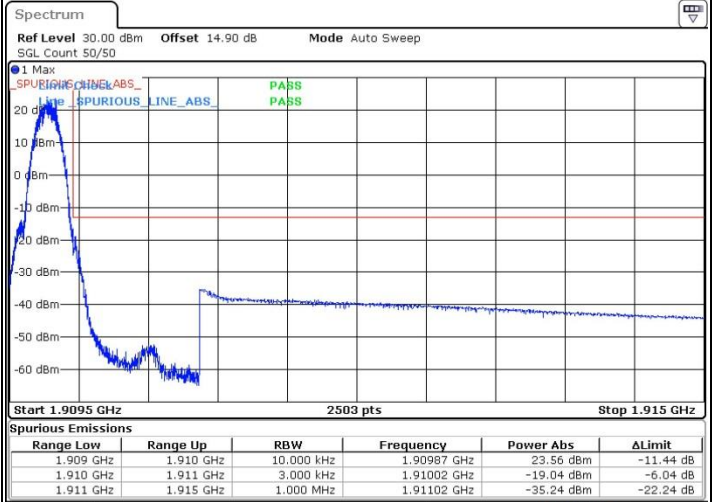
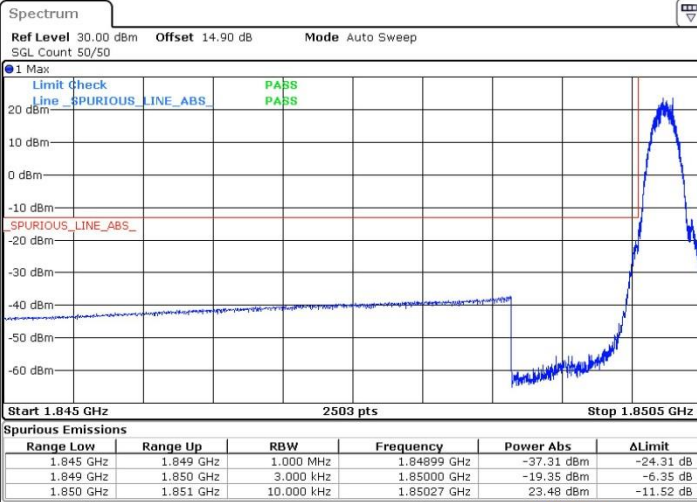




GSM1900 (GSM)

Lowest Band Edge

Highest Band Edge



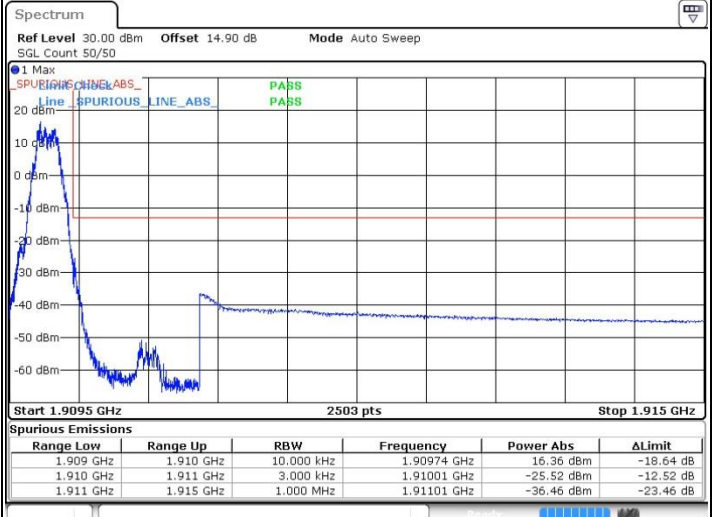
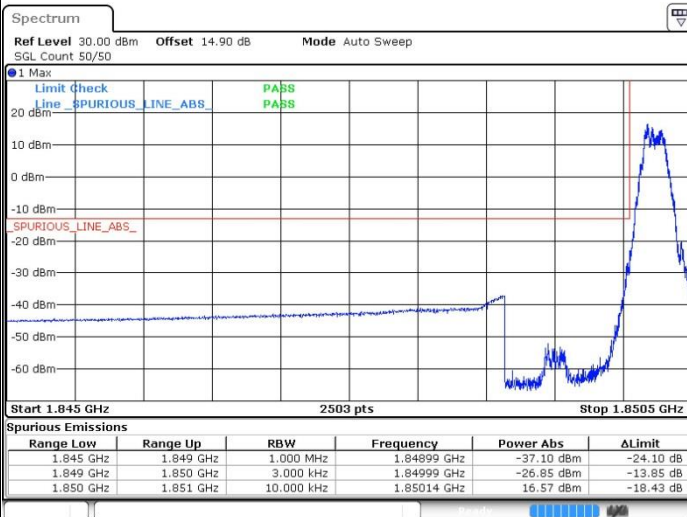
Date: 25 MAR 2019 17:45:03

Date: 25 MAR 2019 17:46:34

GSM1900 (EDGE class 8)

Lowest Band Edge

Highest Band Edge



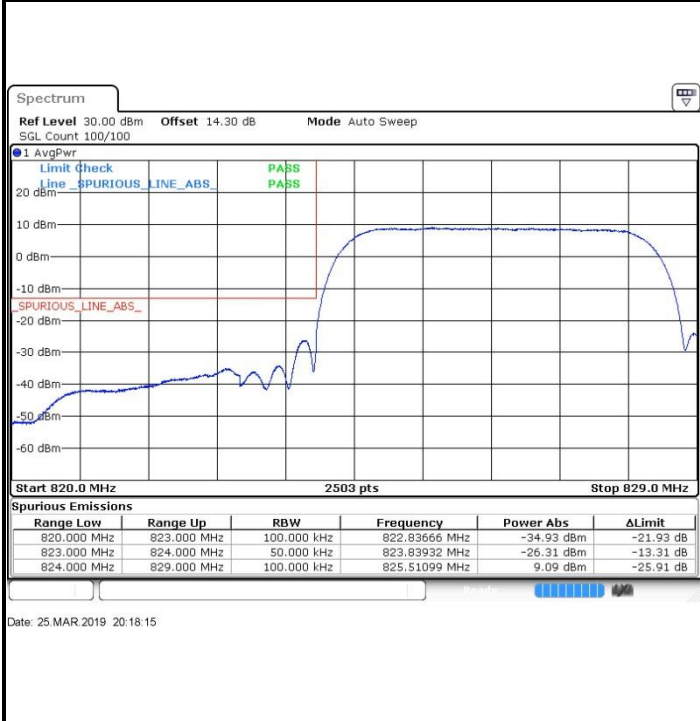
Date: 25 MAR 2019 18:36:50

Date: 25 MAR 2019 18:38:26



WCDMA Band V (RMC 12.2Kbps)

Lowest Band Edge

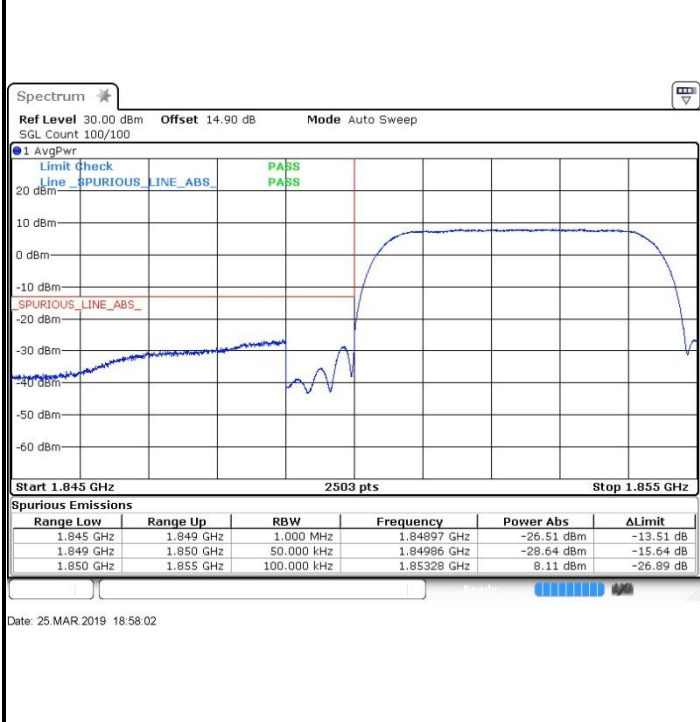


Highest Band Edge

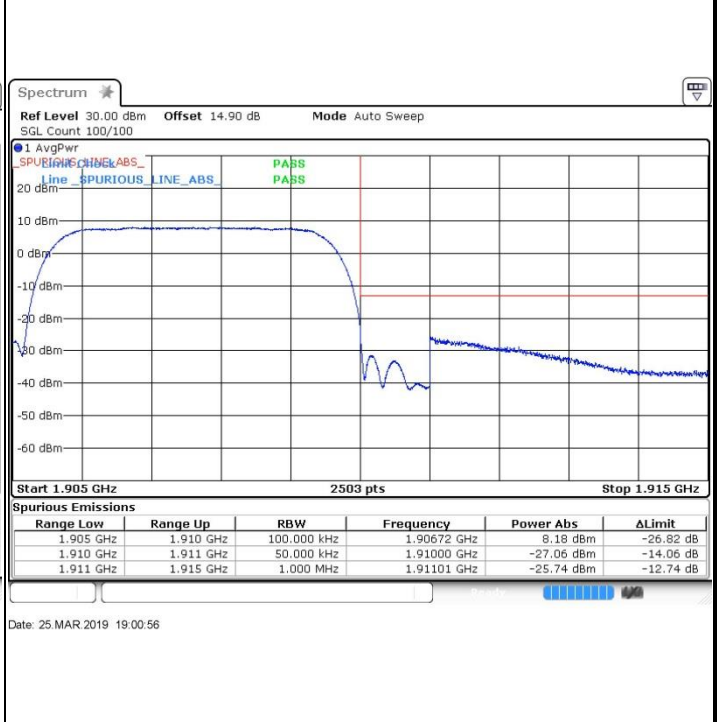


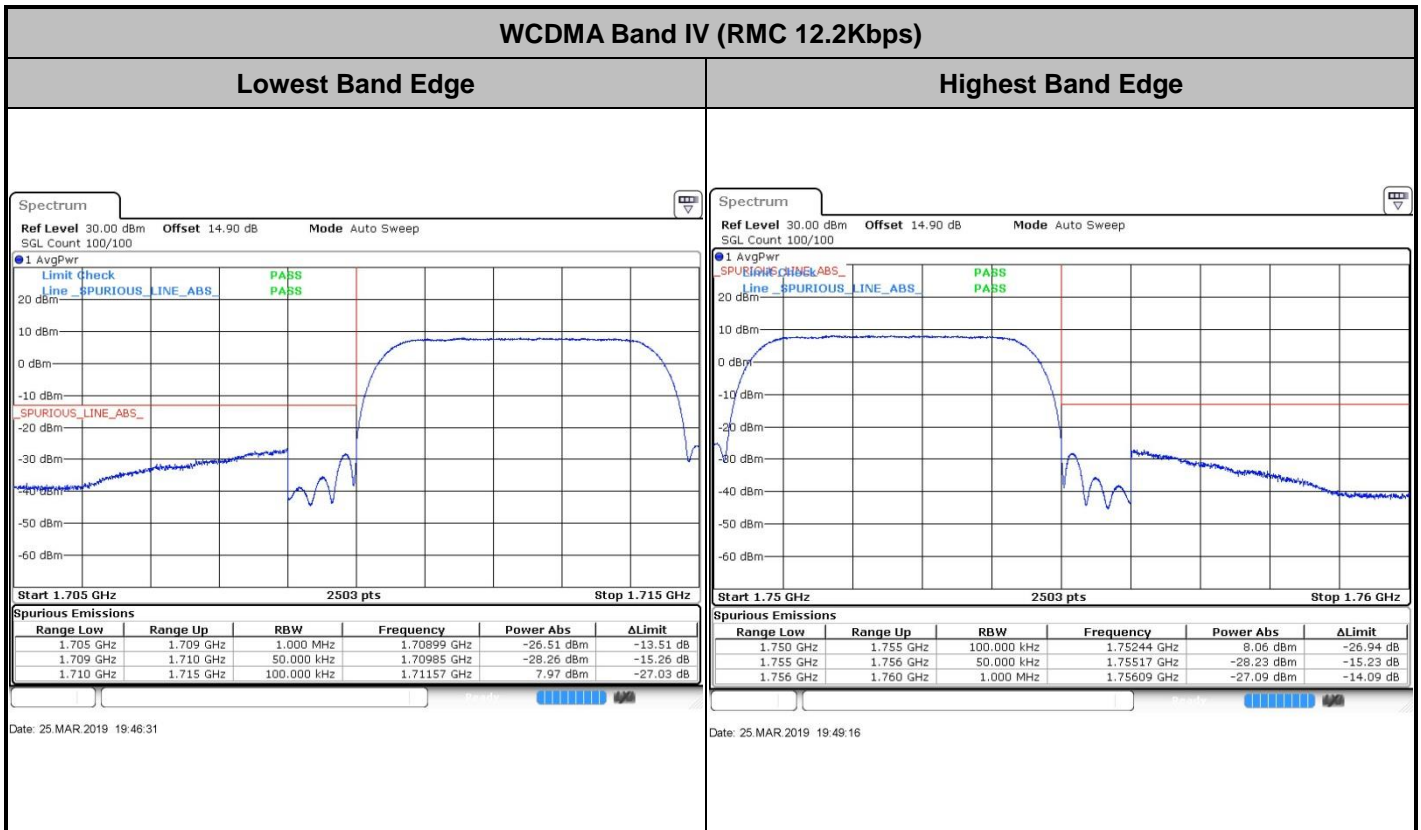
WCDMA Band II (RMC 12.2Kbps)

Lowest Band Edge



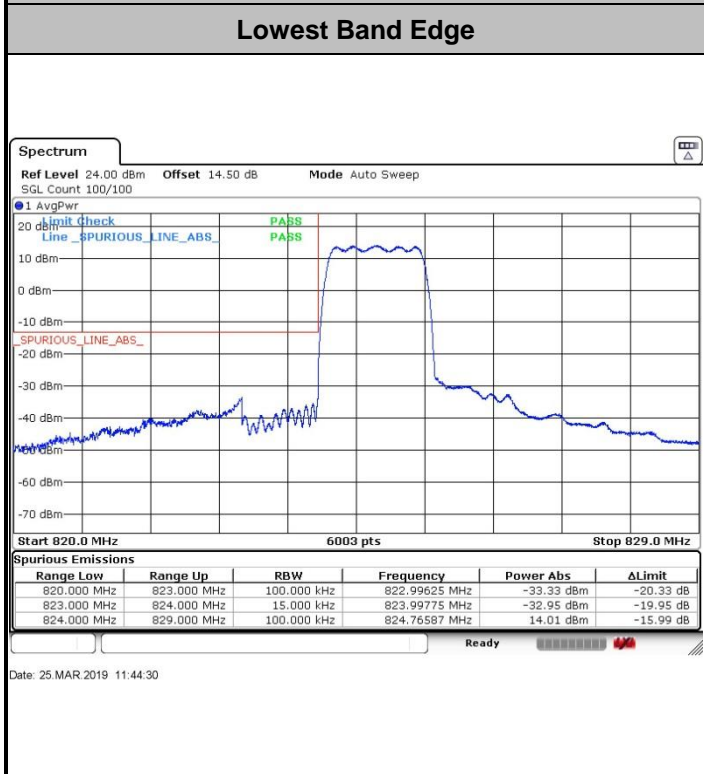
Highest Band Edge



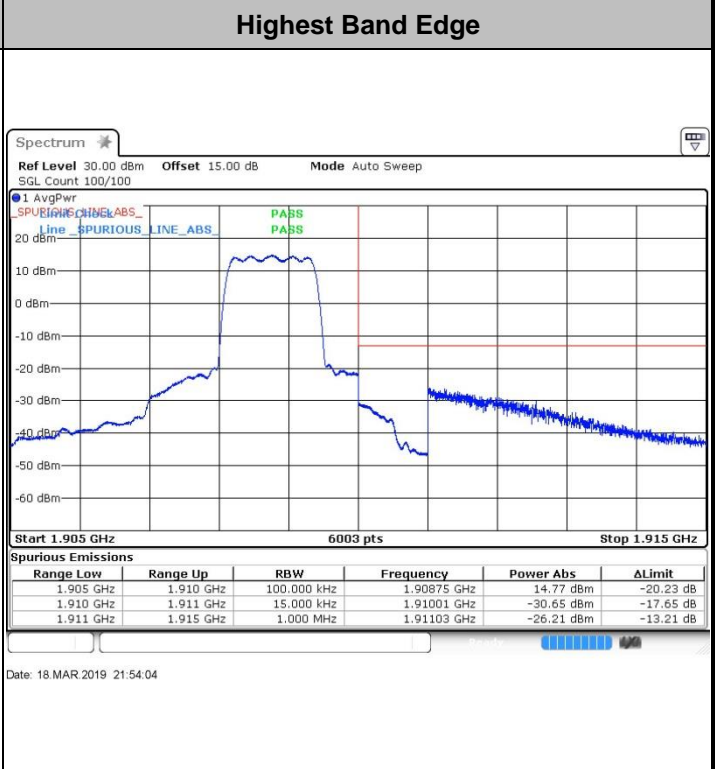
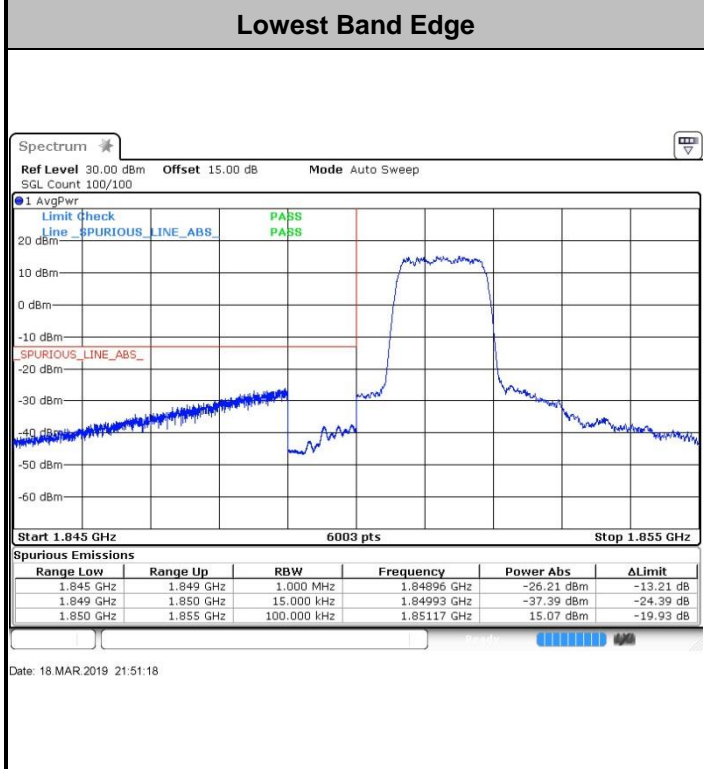




CDMA BC0 (1xRTT)

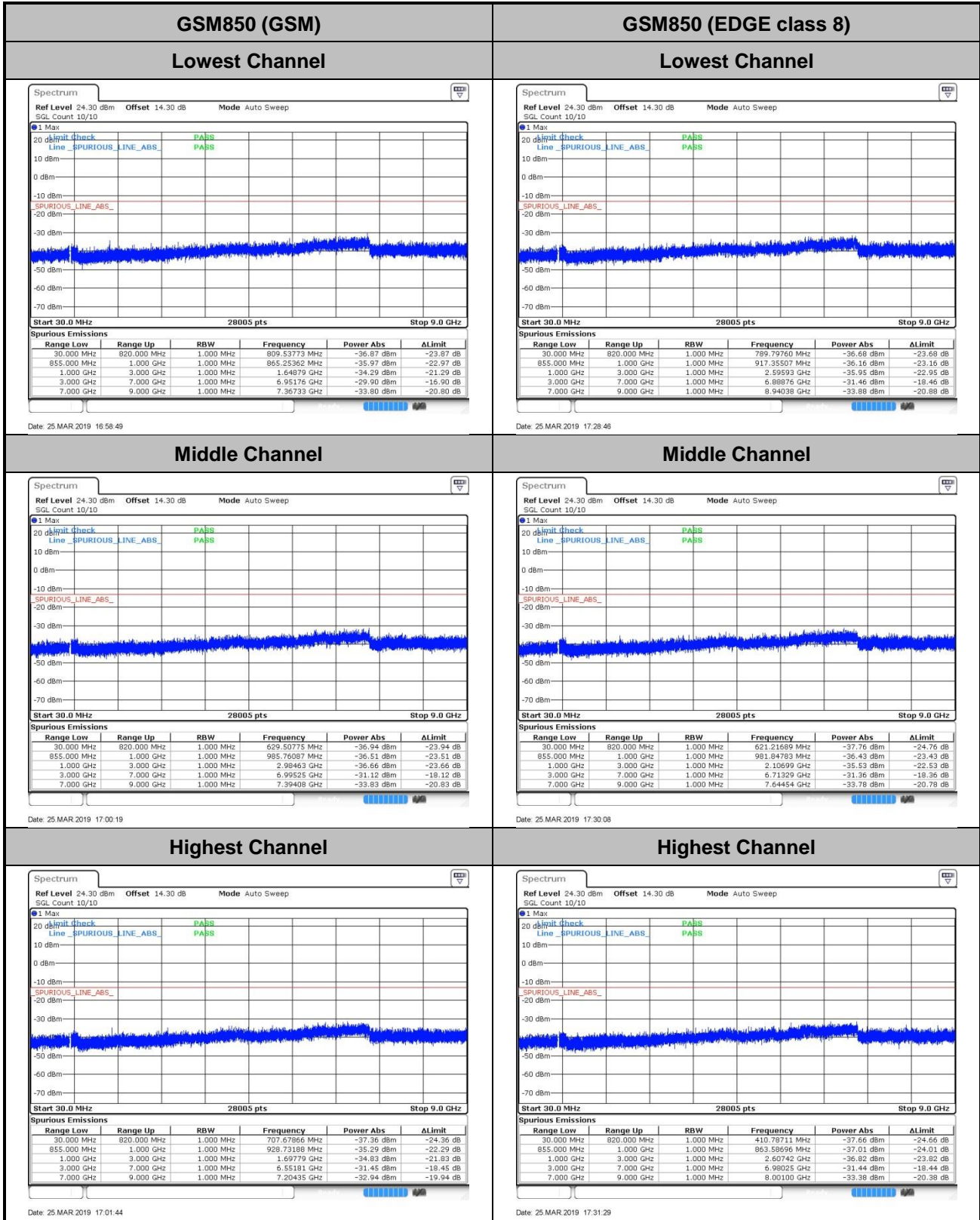


CDMA BC1 (1xRTT)





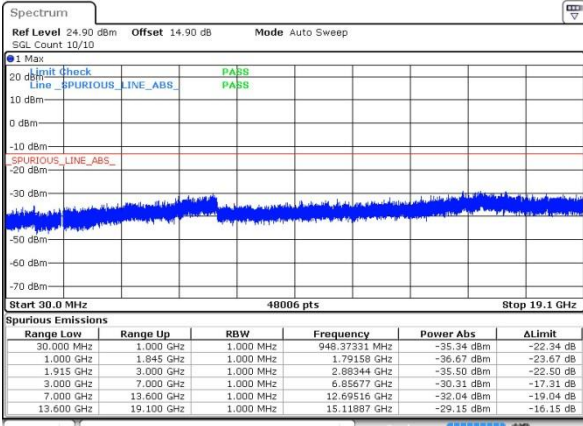
Conducted Spurious Emission





GSM1900 (GSM)

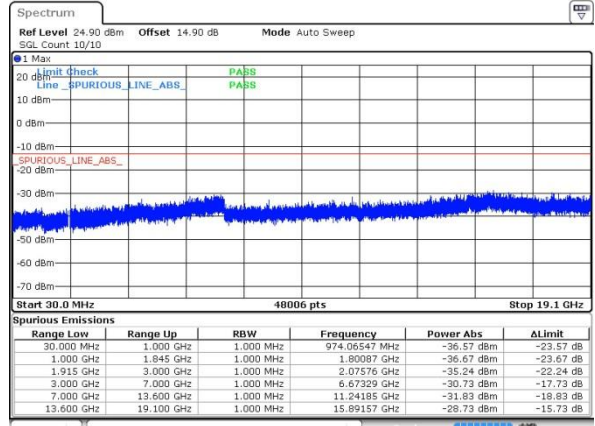
Lowest Channel



Date: 25 MAR 2019 17:49:33

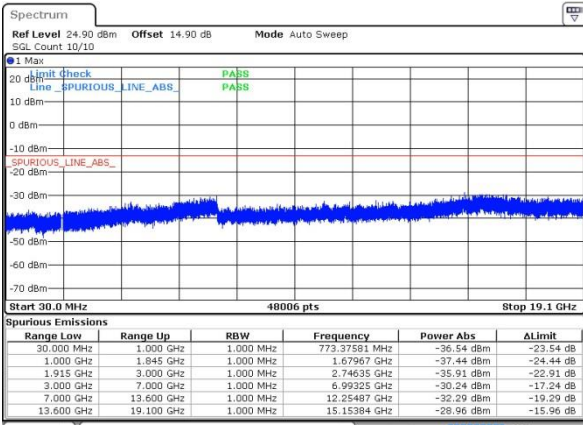
GSM1900 (EDGE class 8)

Lowest Channel



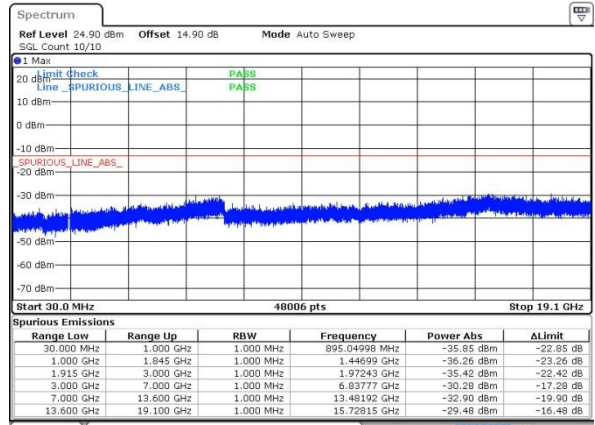
Date: 25 MAR 2019 18:40:51

Middle Channel



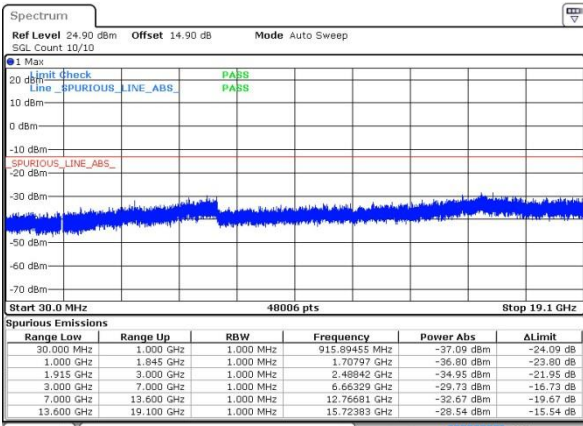
Date: 25 MAR 2019 17:50:56

Middle Channel



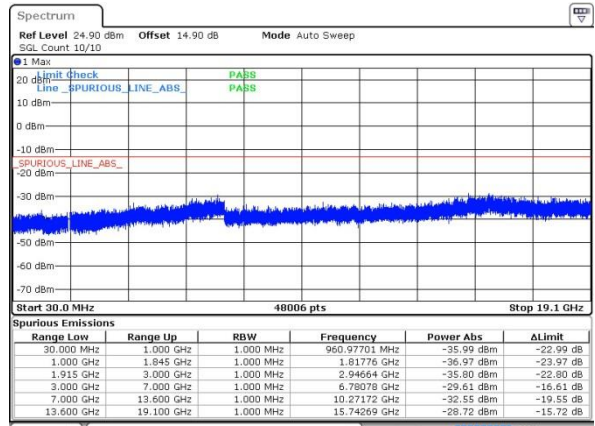
Date: 25 MAR 2019 18:42:14

Highest Channel



Date: 25 MAR 2019 17:52:16

Highest Channel

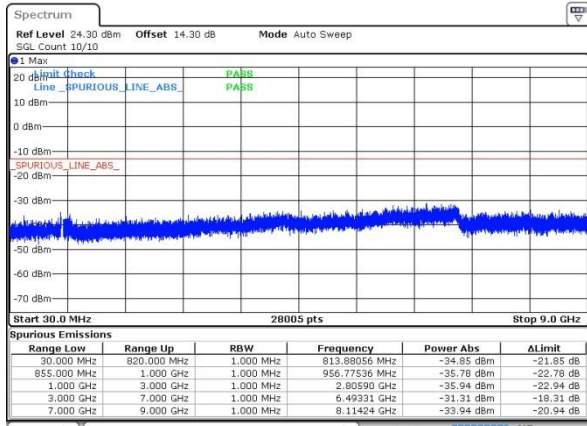


Date: 25 MAR 2019 18:43:38



WCDMA Band V (RMC 12.2Kbps)

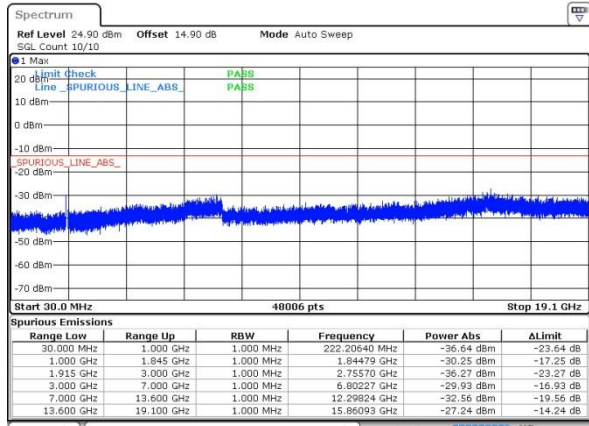
Lowest Channel



Date: 25 MAR 2019 20 22 32

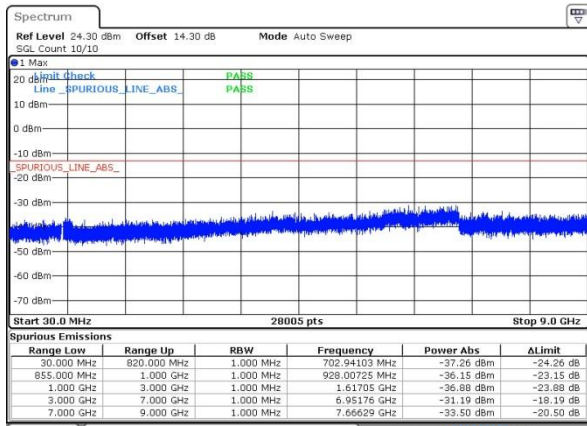
WCDMA Band II (RMC 12.2Kbps)

Lowest Channel



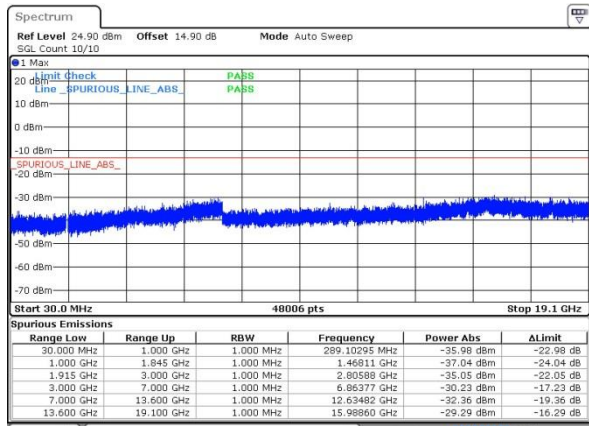
Date: 25 MAR 2019 19 02 24

Middle Channel



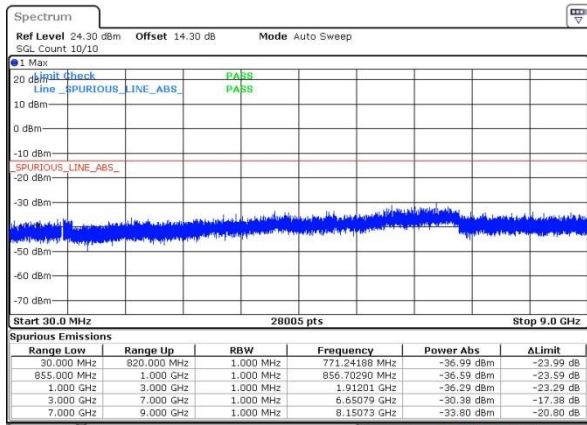
Date: 25 MAR 2019 20 23 52

Middle Channel



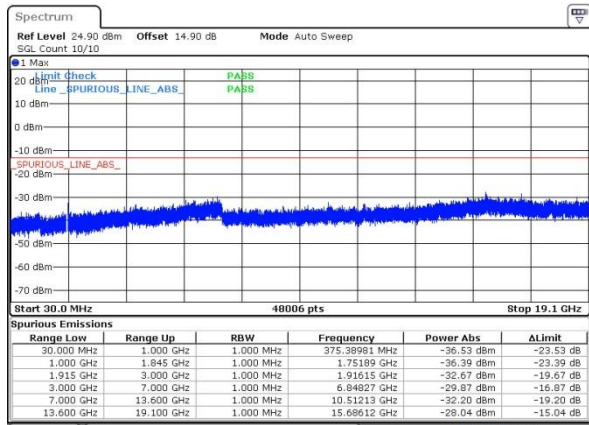
Date: 25 MAR 2019 19 03 47

Highest Channel

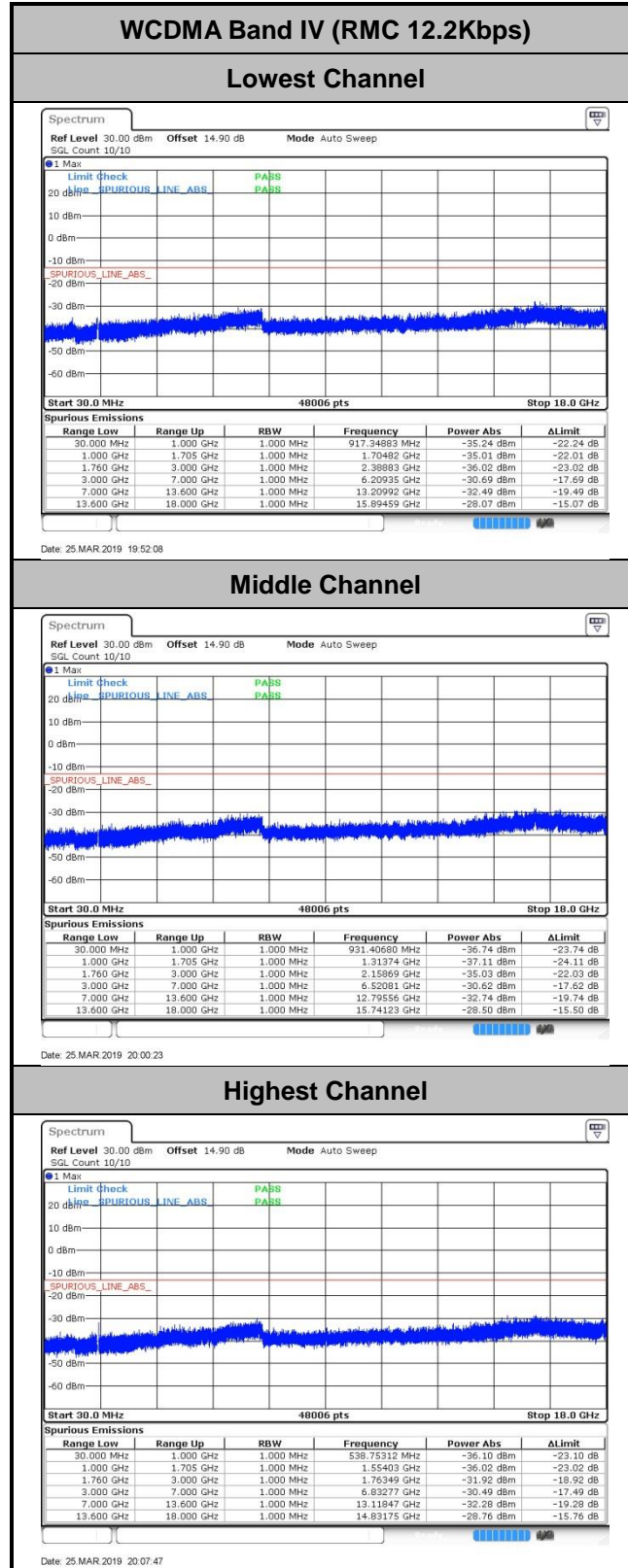


Date: 25 MAR 2019 20 25 08

Highest Channel



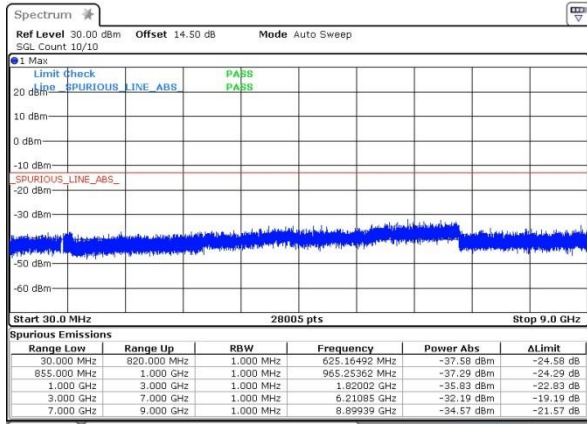
Date: 25 MAR 2019 19 05 17





CDMA BC0 (1xRTT)

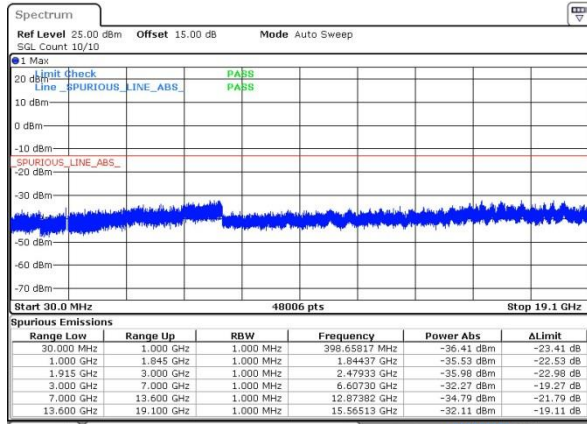
Lowest Channel



Date: 18.MAR.2019 20:28:22

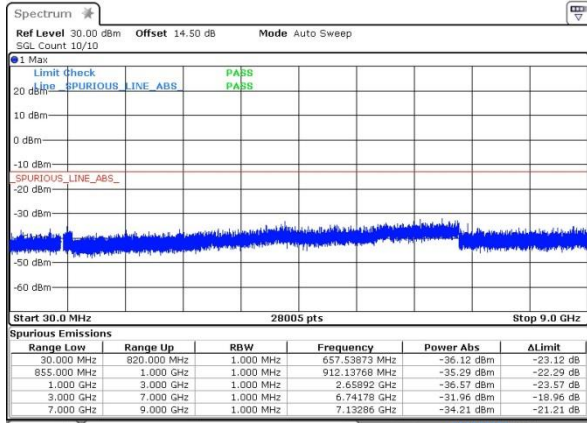
CDMA BC1 (1xRTT)

Lowest Channel



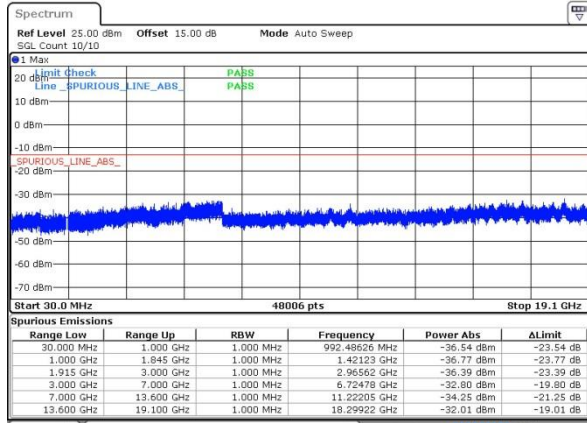
Date: 18.MAR.2019 22:01:38

Middle Channel



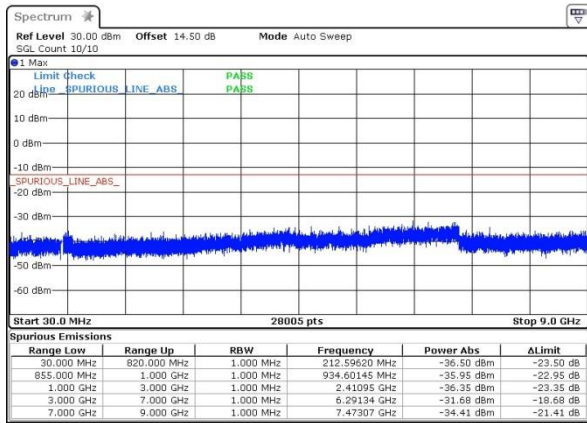
Date: 18.MAR.2019 20:25:39

Middle Channel



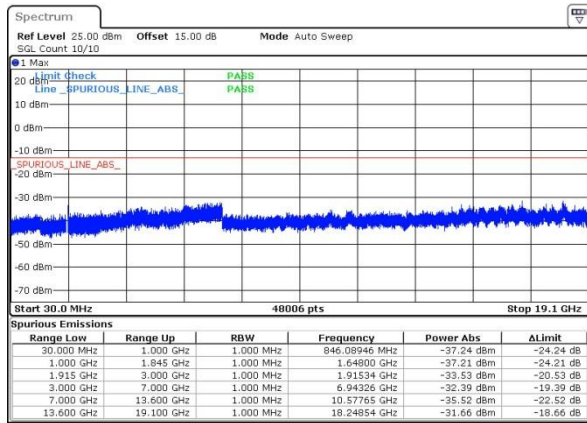
Date: 18.MAR.2019 22:02:56

Highest Channel



Date: 18.MAR.2019 20:25:29

Highest Channel



Date: 18.MAR.2019 22:04:15



Frequency Stability

Test Conditions	Middle Channel	GSM850 (GSM)	GSM850 (EDGE class 8)	Limit 2.5ppm
Temperature (°C)	Voltage (Volt)	Deviation (ppm)		Result
50	Normal Voltage	0.0048	0.0060	PASS
40	Normal Voltage	0.0526	0.0167	
30	Normal Voltage	0.0120	0.0538	
20(Ref.)	Normal Voltage	0.0000	0.0000	
10	Normal Voltage	0.0574	0.0335	
0	Normal Voltage	0.0191	0.0538	
-10	Normal Voltage	0.0084	0.0466	
-20	Normal Voltage	0.0143	0.0167	
-30	Normal Voltage	0.0108	0.0478	
20	Maximum Voltage	0.0466	0.0514	
20	Normal Voltage	0.0000	0.0000	
20	Battery End Point	0.0395	0.0395	

Note: Normal Voltage = 3.8V. : Battery End Point (BEP) =3.4V. : Maximum Voltage =4.4V



Test Conditions	Middle Channel	GSM1900 (GSM)	GSM1900 (EDGE class 8)	Limit Note 2.
Temperature (°C)	Voltage (Volt)	Deviation (ppm)		Result
50	Normal Voltage	0.0053	0.0005	PASS
40	Normal Voltage	0.0016	0.0016	
30	Normal Voltage	0.0027	0.0021	
20(Ref.)	Normal Voltage	0.0000	0.0000	
10	Normal Voltage	0.0170	0.0255	
0	Normal Voltage	0.0074	0.0186	
-10	Normal Voltage	0.0160	0.0011	
-20	Normal Voltage	0.0218	0.0037	
-30	Normal Voltage	0.0005	0.0213	
20	Maximum Voltage	0.0053	0.0160	
20	Normal Voltage	0.0000	0.0000	
20	Battery End Point	0.0133	0.0011	

Note:

1. Normal Voltage = 3.8V. ; Battery End Point (BEP) =3.4V. ; Maximum Voltage =4.4V
2. The frequency fundamental emissions stay within the authorized frequency block based on the frequency deviation measured is small.



Test Conditions	Middle Channel	WCDMA Band V (RMC 12.2KbpsRMC 12.2Kbps)	Limit 2.5ppm
Temperature (°C)	Voltage (Volt)	Deviation (ppm)	Result
50	Normal Voltage	0.0060	PASS
40	Normal Voltage	0.0395	
30	Normal Voltage	0.0442	
20(Ref.)	Normal Voltage	0.0000	
10	Normal Voltage	0.0072	
0	Normal Voltage	0.0323	
-10	Normal Voltage	0.0048	
-20	Normal Voltage	0.0167	
-30	Normal Voltage	0.0311	
20	Maximum Voltage	0.0442	
20	Normal Voltage	0.0000	
20	Battery End Point	0.0012	

Note: Normal Voltage = 3.8V. : Battery End Point (BEP) =3.4V. : Maximum Voltage =4.4V



Test Conditions	Middle Channel	WCDMA Band II (RMC 12.2Kbps)	Limit Note 2.
Temperature (°C)	Voltage (Volt)	Deviation (ppm)	Result
50	Normal Voltage	0.0186	PASS
40	Normal Voltage	0.0128	
30	Normal Voltage	0.0165	
20(Ref.)	Normal Voltage	0.0000	
10	Normal Voltage	0.0117	
0	Normal Voltage	0.0154	
-10	Normal Voltage	0.0239	
-20	Normal Voltage	0.0005	
-30	Normal Voltage	0.0117	
20	Maximum Voltage	0.0165	
20	Normal Voltage	0.0000	
20	Battery End Point	0.0032	

Note:

1. Normal Voltage = 3.8V. ; Battery End Point (BEP) =3.4V. ; Maximum Voltage =4.4V
2. The frequency fundamental emissions stay within the authorized frequency block based on the frequency deviation measured is small.



Test Conditions	Middle Channel	WCDMA Band IV (RMC 12.2Kbps)	Limit Note 2.
Temperature (°C)	Voltage (Volt)	Deviation (ppm)	Result
50	Normal Voltage	0.0069	PASS
40	Normal Voltage	0.0156	
30	Normal Voltage	0.0017	
20(Ref.)	Normal Voltage	0.0000	
10	Normal Voltage	0.0012	
0	Normal Voltage	0.0058	
-10	Normal Voltage	0.0150	
-20	Normal Voltage	0.0167	
-30	Normal Voltage	0.0092	
20	Maximum Voltage	0.0092	
20	Normal Voltage	0.0000	
20	Battery End Point	0.0167	

Note:

1. Normal Voltage = 3.8V. ; Battery End Point (BEP) =3.4V. ; Maximum Voltage =4.4V
2. The frequency fundamental emissions stay within the authorized frequency block based on the frequency deviation measured is small.



Test Conditions	Middle Channel	CDMA BC0 (1xRTT)	Limit 2.5ppm
Temperature (°C)	Voltage (Volt)	Deviation (ppm)	Result
50	Normal Voltage	0.0012	PASS
40	Normal Voltage	0.0155	
30	Normal Voltage	0.0072	
20(Ref.)	Normal Voltage	0.0000	
10	Normal Voltage	0.0048	
0	Normal Voltage	0.0215	
-10	Normal Voltage	0.0048	
-20	Normal Voltage	0.0179	
-30	Normal Voltage	0.0251	
20	Maximum Voltage	0.0024	
20	Normal Voltage	0.0000	
20	Battery End Point	0.0191	

Note: Normal Voltage = 3.8V. : Battery End Point (BEP) =3.4V. : Maximum Voltage =4.4V



Test Conditions	Middle Channel	CDMA BC1 (1xRTT)	Limit Note 2.
Temperature (°C)	Voltage (Volt)	Deviation (ppm)	Result
50	Normal Voltage	0.0037	PASS
40	Normal Voltage	0.0027	
30	Normal Voltage	0.0011	
20(Ref.)	Normal Voltage	0.0000	
10	Normal Voltage	0.0064	
0	Normal Voltage	0.0085	
-10	Normal Voltage	0.0005	
-20	Normal Voltage	0.0096	
-30	Normal Voltage	0.0133	
20	Maximum Voltage	0.0021	
20	Normal Voltage	0.0000	
20	Battery End Point	0.0011	

Note:

1. Normal Voltage = 3.8V. ; Battery End Point (BEP) =3.4V. ; Maximum Voltage =4.4V
2. The frequency fundamental emissions stay within the authorized frequency block based on the frequency deviation measured is small.



Appendix B. Test Results of Radiated Test

Radiated Spurious Emission

GSM850 (GSM)								
Channel	Frequency (MHz)	ERP (dBm)	Limit (dBm)	Over Limit (dB)	S.G. Power (dBm)	TX Cable loss (dB)	TX Antenna Gain (dBi)	Polarization (H/V)
Middle	1672	-48.05	-13	-35.05	-49.96	1.14	5.20	H
	2508	-50.68	-13	-37.68	-53.31	1.12	5.90	H
	3348	-64.83	-13	-51.83	-68.04	1.34	6.70	H
	1672	-48.71	-13	-35.71	-50.62	1.14	5.20	V
	2510	-50.80	-13	-37.80	-53.43	1.12	5.90	V
	3348	-63.98	-13	-50.98	-67.19	1.34	6.70	V

Remark: Spurious emissions within 30-1000MHz were found more than 20dB below limit line.

GSM850 (EDGE class 8)								
Channel	Frequency (MHz)	ERP (dBm)	Limit (dBm)	Over Limit (dB)	S.G. Power (dBm)	TX Cable loss (dB)	TX Antenna Gain (dBi)	Polarization (H/V)
Middle	1672	-60.20	-13	-47.20	-62.11	1.14	5.20	H
	2510	-54.29	-13	-41.29	-56.92	1.12	5.90	H
	3348	-64.43	-13	-51.43	-67.64	1.34	6.70	H
	1672	-63.38	-13	-50.38	-65.29	1.14	5.20	V
	2508	-55.32	-13	-42.32	-57.95	1.12	5.90	V
	3348	-64.17	-13	-51.17	-67.38	1.34	6.70	V

Remark: Spurious emissions within 30-1000MHz were found more than 20dB below limit line.



GSM1900 (GSM)								
Channel	Frequency (MHz)	EIRP (dBm)	Limit (dBm)	Over Limit (dB)	S.G. Power (dBm)	TX Cable loss (dB)	TX Antenna Gain (dBi)	Polarization (H/V)
Middle	3762	-52.38	-13	-39.38	-64.64	2.641	14.90	H
	5640	-22.17	-13	-9.17	-34.03	2.94	14.80	H
	7520	-52.73	-13	-39.73	-64.59	2.94	14.80	H
	9396	-43.77	-13	-30.77	-53.54	3.39	13.16	H
	3762	-55.77	-13	-42.77	-68.03	2.64	14.90	V
	5640	-22.89	-13	-9.89	-34.75	2.94	14.80	V
	7518	-52.13	-13	-39.13	-63.99	2.94	14.80	V
	9396	-42.73	-13	-29.73	-52.50	3.39	13.16	V

Remark: Spurious emissions within 30-1000MHz were found more than 20dB below limit line.

GSM1900 (EDGE class 8)								
Channel	Frequency (MHz)	EIRP (dBm)	Limit (dBm)	Over Limit (dB)	S.G. Power (dBm)	TX Cable loss (dB)	TX Antenna Gain (dBi)	Polarization (H/V)
Middle	3760	-57.94	-13	-44.94	-70.20	2.641	14.90	H
	5640	-39.47	-13	-26.47	-51.33	2.94	14.80	H
	7518	-53.06	-13	-40.06	-62.83	3.39	13.16	H
	3762	-57.57	-13	-44.57	-69.83	2.64	14.90	V
	5640	-44.70	-13	-31.70	-56.56	2.94	14.80	V
	7518	-52.12	-13	-39.12	-61.89	3.39	13.16	V

Remark: Spurious emissions within 30-1000MHz were found more than 20dB below limit line.



WCDMA Band V(RMC 12.2Kbps)								
Channel	Frequency (MHz)	ERP (dBm)	Limit (dBm)	Over Limit (dB)	S.G. Power (dBm)	TX Cable loss (dB)	TX Antenna Gain (dBi)	Polarization (H/V)
Middle	1672	-67.20	-13	-54.20	-69.11	1.14	5.20	H
	2509	-65.01	-13	-52.01	-67.64	1.12	5.90	H
	3348	-64.35	-13	-51.35	-67.56	1.34	6.70	H
	1672	-68.11	-13	-55.11	-70.02	1.14	5.20	V
	2508	-63.77	-13	-50.77	-66.40	1.12	5.90	V
	3348	-64.48	-13	-51.48	-67.69	1.34	6.70	V

Remark: Spurious emissions within 30-1000MHz were found more than 20dB below limit line.

WCDMA Band II(RMC 12.2Kbps)								
Channel	Frequency (MHz)	EIRP (dBm)	Limit (dBm)	Over Limit (dB)	S.G. Power (dBm)	TX Cable loss (dB)	TX Antenna Gain (dBi)	Polarization (H/V)
Middle	3762	-58.72	-13	-45.72	-70.98	2.641	14.90	H
	5640	-54.21	-13	-41.21	-66.07	2.94	14.80	H
	7518	-52.14	-13	-39.14	-61.91	3.39	13.16	H
	3760	-58.42	-13	-45.42	-70.68	2.64	14.90	V
	5640	-55.19	-13	-42.19	-67.05	2.94	14.80	V
	7518	-51.60	-13	-38.60	-61.37	3.39	13.16	V

Remark: Spurious emissions within 30-1000MHz were found more than 20dB below limit line.

WCDMA Band IV(RMC 12.2Kbps)								
Channel	Frequency (MHz)	EIRP (dBm)	Limit (dBm)	Over Limit (dB)	S.G. Power (dBm)	TX Cable loss (dB)	TX Antenna Gain (dBi)	Polarization (H/V)
Middle	3468	-60.35	-13	-47.35	-71.09	2.604	13.34	H
	5197.8	-58.57	-13	-45.57	-69.08	3.011	13.52	H
	6930.4	-54.83	-13	-41.83	-65.03	3.271	13.47	H
	3468	-61.74	-13	-48.74	-72.48	2.604	13.34	V
	5197.8	-58.71	-13	-45.71	-69.22	3.011	13.52	V
	6930.4	-54.24	-13	-41.24	-64.44	3.271	13.47	V

Remark: Spurious emissions within 30-1000MHz were found more than 20dB below limit line.



CDMA BC0(1xRTT)								
Channel	Frequency (MHz)	ERP (dBm)	Limit (dBm)	Over Limit (dB)	S.G. Power (dBm)	TX Cable loss (dB)	TX Antenna Gain (dBi)	Polarization (H/V)
Middle	1672	-68.59	-13	-55.59	-69.80	2.32	5.68	H
	2508	-66.37	-13	-53.37	-67.00	3.02	5.80	H
	3346	-66.02	-13	-53.02	-68.48	3.27	7.88	H
	1672	-69.00	-13	-56.00	-70.21	2.32	5.68	V
	2508	-66.63	-13	-53.63	-67.26	3.02	5.80	V
	3346	-66.10	-13	-53.10	-68.56	3.27	7.88	V

Remark: Spurious emissions within 30-1000MHz were found more than 20dB below limit line.

CDMA BC1(1xRTT)								
Channel	Frequency (MHz)	EIRP (dBm)	Limit (dBm)	Over Limit (dB)	S.G. Power (dBm)	TX Cable loss (dB)	TX Antenna Gain (dBi)	Polarization (H/V)
Middle	3759	-59.67	-13	-46.67	-64.54	3.55	8.42	H
	5640	-51.83	-13	-38.83	-58.17	4.34	10.68	H
	7521	-52.32	-13	-39.32	-59.12	5.14	11.94	H
	3759	-59.92	-13	-46.92	-64.79	3.55	8.42	V
	5640	-55.28	-13	-42.28	-61.62	4.34	10.68	V
	7521	-53.90	-13	-40.90	-60.70	5.14	11.94	V

Remark: Spurious emissions within 30-1000MHz were found more than 20dB below limit line.