

Appendix C. Setup Photographs


<Radiated Emission>

X Plane for GSM850/WCDMA Band V

LF




HF




Y Plane for CDMA BC0,BC1

LF




HF




Y Plane for GSM1900/WCDMA Band II

LF




HF



Z Plane for WCDMA Band IV

LF



HF

