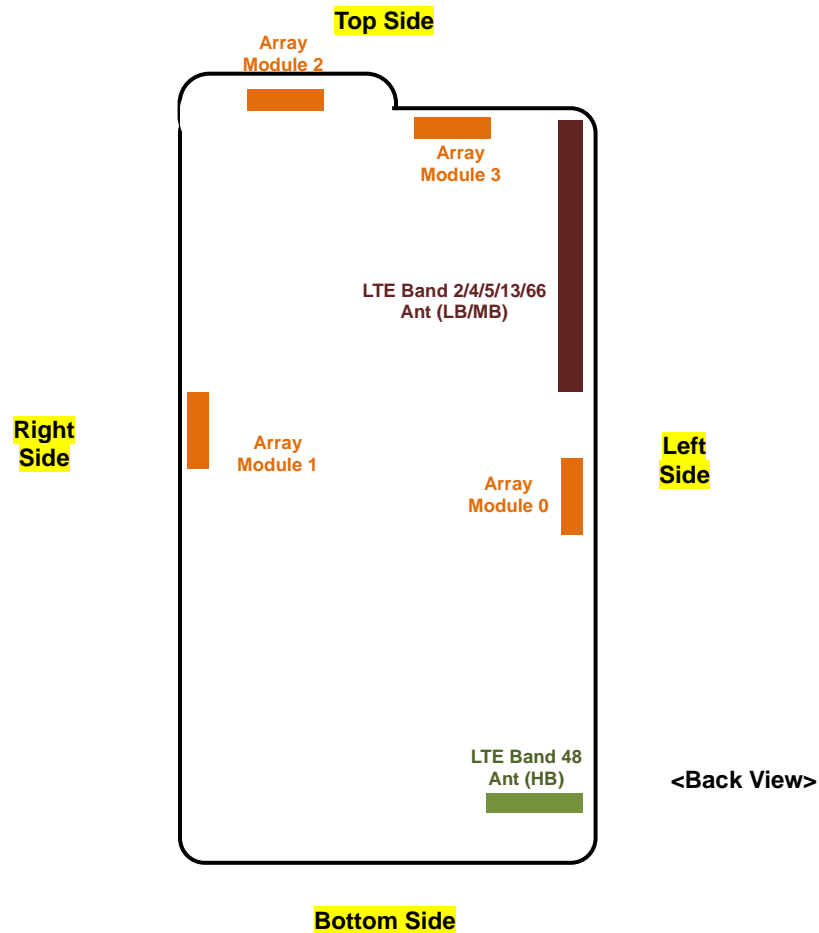


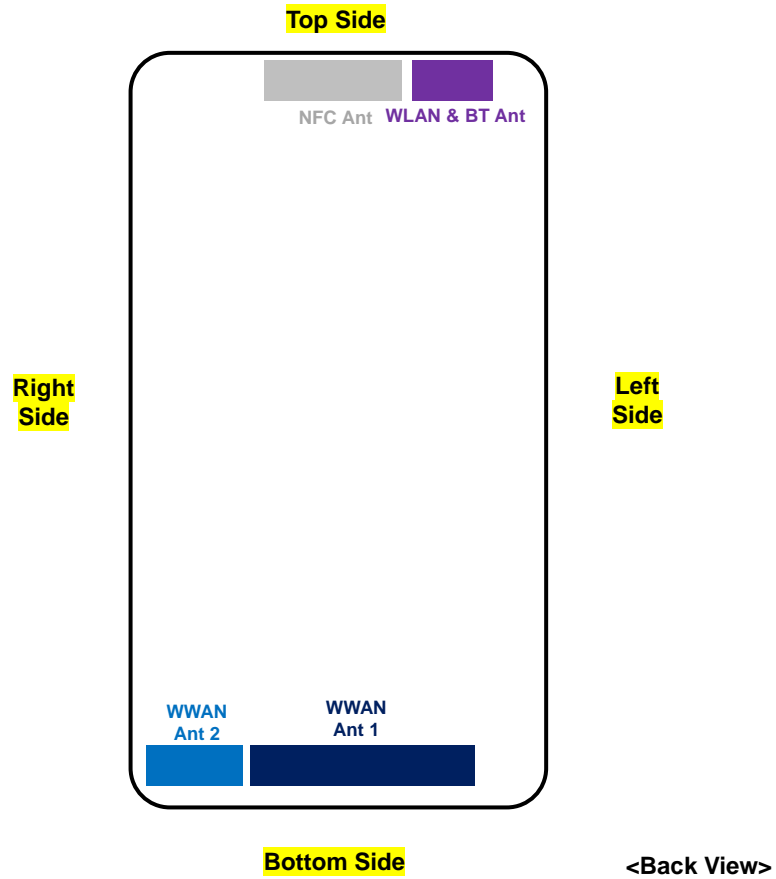
### Appendix E. MOD (FCC ID: IHDT56XL1) Antenna Location

Note that for the measurements, "right" and "left" are referenced with respect to viewing from the front, display side of the device. That reference is used also in this exhibit. This is consistent with the measurement report, but contrasts with the reference used in the simulation.

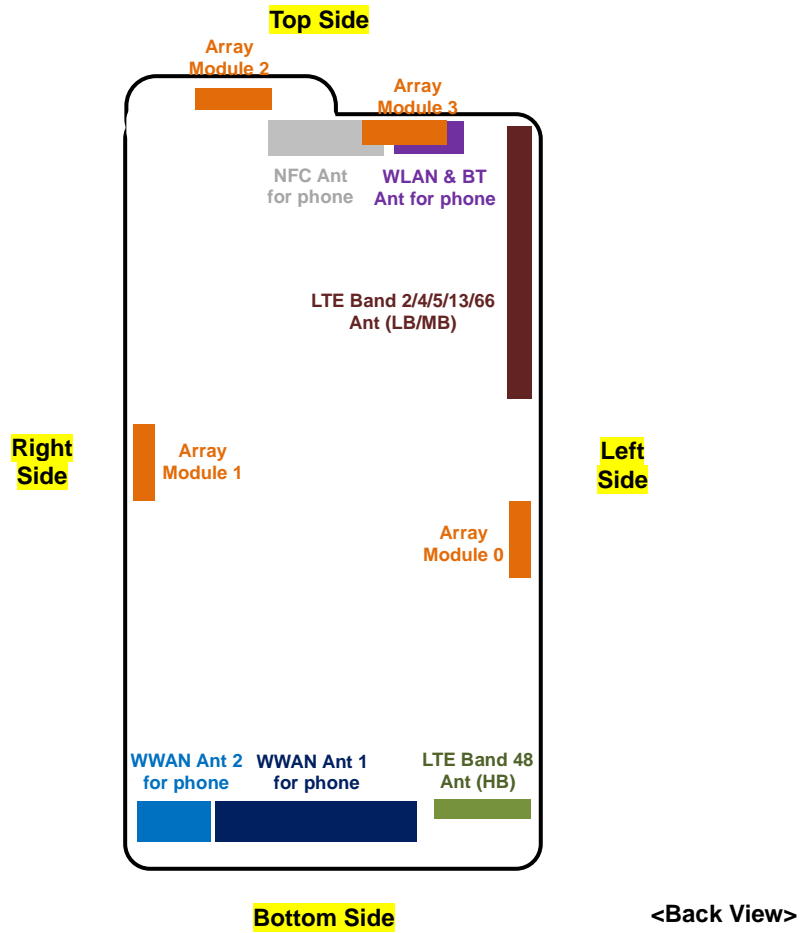





Appendix E. Phone (FCC ID: IHDT56XJ1) Antenna Location




**Appendix E. MOD (FCC ID: IHDT56XL1) with Phone (FCC ID: IHDT56XJ1) Antenna Location**




Appendix E. Test Setup Photos



Front, Probe sensor to EUT surface distance 2mm




Front, Probe sensor to EUT surface distance 5mm




Left Side, Probe sensor to EUT surface distance 5mm




Right Side, Probe sensor to EUT surface distance 5mm




Back, Probe sensor to EUT surface distance 5mm




Top Side, Probe sensor to EUT surface distance 5mm




**Bottom Side, Probe sensor to EUT surface distance 5mm**



**Front, Probe sensor to EUT surface distance 70mm**



**Back, Probe sensor to EUT surface distance 70mm**



**Left Side, Probe sensor to EUT surface distance 70mm**



**Right Side, Probe sensor to EUT surface distance 70mm**