
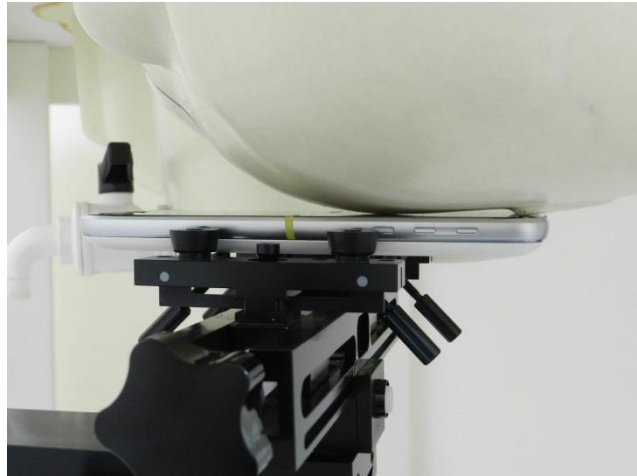


Appendix D. Test Setup Photos

<For FCC ID: IHDT56VC1 with MD100B>



Right Cheek




Left Cheek



Bottom Side, Test Separation 10 mm




Front, Test Separation 10 mm



Top Side, Test Separation 10 mm


<For FCC ID: IHDT56WB4 with MD100B>



Right Cheek



Bottom Side, Test Separation 10 mm

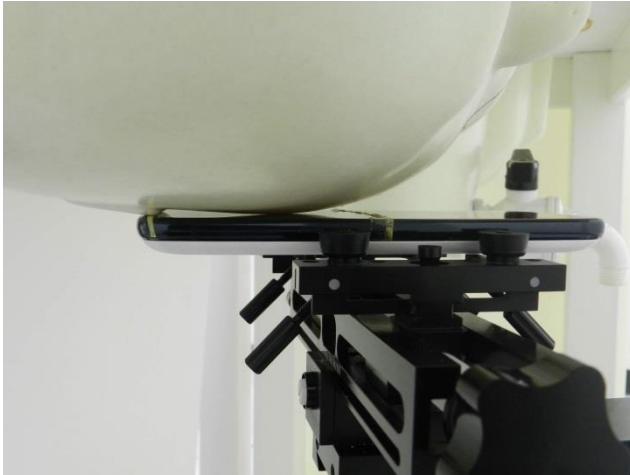


Top Side, Test Separation 10 mm




Front, Test Separation 10 mm


<For FCC ID: IHDT56XE1 with MD100B>




Right Cheek



Front, Test Separation 5 mm




Bottom Side, Test Separation 5 mm




Top Side, Test Separation 5 mm

<For FCC ID: IHDT56VC1 with SoundBoost 2>



Right Cheek



Left Cheek



Bottom Side, Test Separation 10 mm




Front, Test Separation 10 mm



Top Side, Test Separation 10 mm

<For FCC ID: IHDT56WB4 with SoundBoost 2>



Right Cheek



Front, Test Separation 10 mm




Top Side, Test Separation 10 mm



Bottom Side, Test Separation 10 mm

<For FCC ID: IHDT56XE1 with SoundBoost 2>



Right Cheek



Front, Test Separation 5 mm




Top Side, Test Separation 5 mm



Bottom Side, Test Separation 5 mm

<For FCC ID: IHDT56VC1 with HB4116>



Right Cheek



Left Cheek



Bottom Side, Test Separation 10 mm

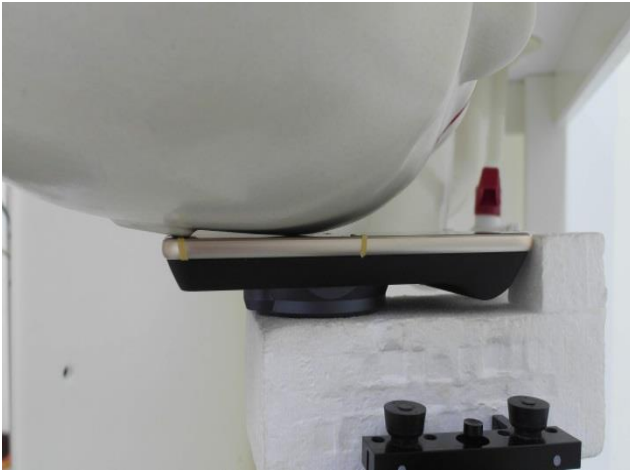


Front, Test Separation 10 mm



Top Side, Test Separation 10 mm

<For FCC ID: IHDT56WB4 with HB4116>



Right Cheek



Front, Test Separation 10 mm



Top Side, Test Separation 10 mm



Bottom Side, Test Separation 10 mm

<For FCC ID: IHDT56XE1 with HB4116>



Right Cheek



Front, Test Separation 5 mm




Top Side, Test Separation 5 mm




Bottom Side, Test Separation 5 mm

<For FCC ID: IHDT56VC1 with MD100P>



Right Cheek



Left Cheek



Bottom Side, Test Separation 10 mm



Front, Test Separation 10 mm




Top Side, Test Separation 10 mm

<For FCC ID: IHDT56WB4 with MD100P>



Right Cheek



Front, Test Separation 10 mm



Top Side, Test Separation 10 mm



Bottom Side, Test Separation 10 mm

<For FCC ID: IHDT56XE1 with MD100P>




Right Cheek



Front, Test Separation 5 mm




Top Side, Test Separation 5 mm




Bottom Side, Test Separation 5 mm

<For FCC ID: IHDT56VC1 with MD100G>




Right Cheek




Left Cheek



Bottom Side, Test Separation 10 mm

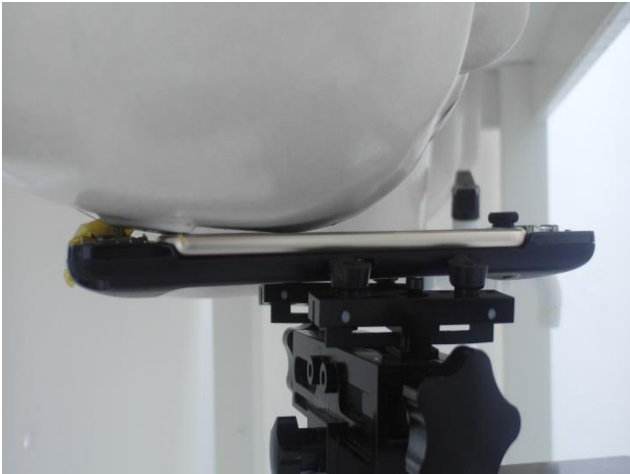


Front, Test Separation 10 mm




Top Side, Test Separation 10 mm

<For FCC ID: IHDT56WB4 with MD100G>



Right Cheek



Front, Test Separation 10 mm




Top Side, Test Separation 10 mm



Bottom Side, Test Separation 10 mm

<For FCC ID: IHDT56XE1 with MD100G>



Right Cheek



Front, Test Separation 5 mm

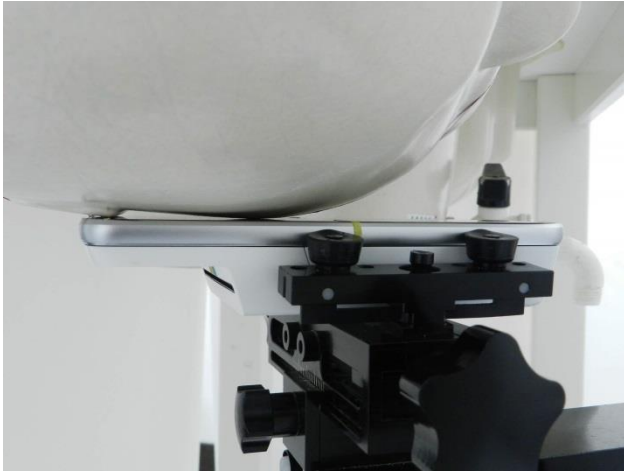


Top Side, Test Separation 5 mm




Bottom Side, Test Separation 5 mm

<For FCC ID: IHDT56VC1 with MD100I>



Right Cheek



Left Cheek



Bottom Side, Test Separation 10 mm



Front, Test Separation 10 mm



Top Side, Test Separation 10 mm

<For FCC ID: IHDT56WB4 with MD100I>



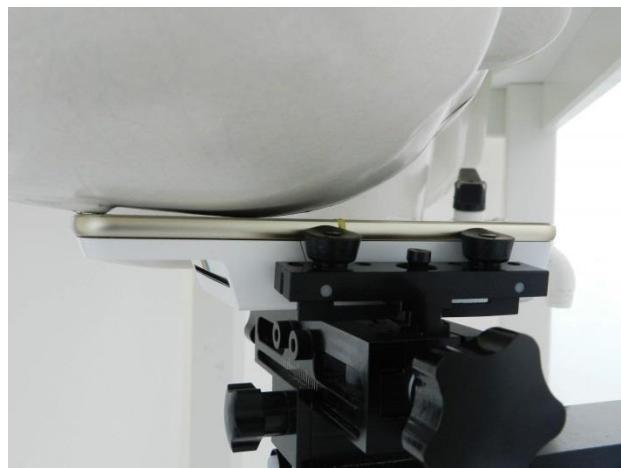
Bottom Side, Test Separation 10 mm



Front, Test Separation 10 mm



Top Side, Test Separation 10 mm



Right Cheek


<For FCC ID: IHDT56XE1 with MD100I>



Right Cheek



Front, Test Separation 5 mm



Top Side, Test Separation 5 mm




Bottom Side, Test Separation 5 mm

<For FCC ID: IHDT56VC1 with MD100S>



Right Cheek



Left Cheek



Bottom Side, Test Separation 10 mm




Front, Test Separation 10 mm



Top Side, Test Separation 10 mm

<For FCC ID: IHDT56WB4 with MD100S>



Right Cheek



Front, Test Separation 10 mm

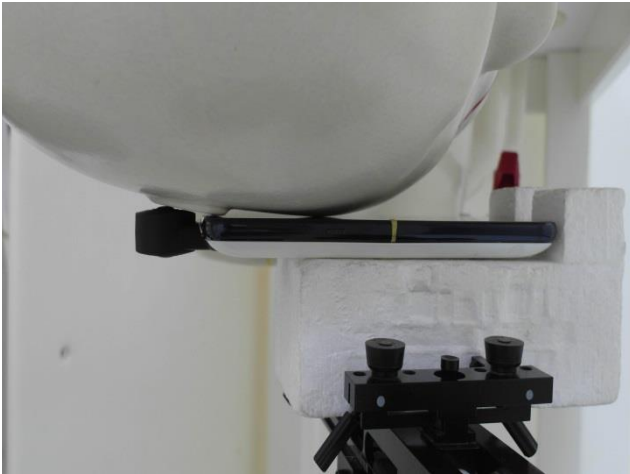


Top Side, Test Separation 10 mm



Bottom Side, Test Separation 10 mm

<For FCC ID: IHDT56XE1 with MD100S>



Right Cheek



Front, Test Separation 5 mm



Top Side, Test Separation 5 mm



Bottom Side, Test Separation 5 mm