



# FCC RF Test Report

**APPLICANT** : Motorola Mobility LLC  
**EQUIPMENT** : Mobile Cellular Phone  
**BRAND NAME** : Motorola  
**MODEL NAME** : XT1929-8  
**FCC ID** : IHDT56XE3  
**STANDARD** : FCC Part 15 Subpart E §15.407  
**CLASSIFICATION** : (NII) Unlicensed National Information Infrastructure

This is a variant report. The product was received on Jan. 18, 2018 and testing was completed on Mar. 14, 2018. We, SPORTON INTERNATIONAL INC., would like to declare that the tested sample has been evaluated in accordance with the test procedures and has been in compliance with the applicable technical standards.

The test results in this report apply exclusively to the tested model / sample. Without written approval of SPORTON INTERNATIONAL INC., the test report shall not be reproduced except in full.

Reviewed by: Joseph Lin / Supervisor

Approved by: Jones Tsai / Manager



## **SPORTON INTERNATIONAL INC.**

**No. 52, Hwa Ya 1<sup>st</sup> Rd., Hwa Ya Technology Park, Kwei-Shan District, Tao Yuan City, Taiwan, R.O.C.**

SPORTON INTERNATIONAL INC.

TEL : 886-3-327-3456

FAX : 886-3-328-4978

FCC ID: IHDT56XE3

Page Number : 1 of 20

Report Issued Date : Mar. 16, 2018

Report Version : Rev. 01

Report Template No.: BU5-FR15EWLB4 AC MA Version 1.4



# TABLE OF CONTENTS

**REVISION HISTORY..... 3**

**SUMMARY OF TEST RESULT ..... 4**

**1 GENERAL DESCRIPTION ..... 5**

    1.1 Applicant ..... 5

    1.2 Manufacturer ..... 5

    1.3 Product Feature of Equipment Under Test..... 5

    1.4 Product Specification of Equipment Under Test..... 7

    1.5 Modification of EUT ..... 7

    1.6 Testing Location ..... 8

    1.7 Applicable Standards ..... 8

**2 TEST CONFIGURATION OF EQUIPMENT UNDER TEST ..... 9**

    2.1 Carrier Frequency and Channel ..... 9

    2.2 Test Mode ..... 10

    2.3 Connection Diagram of Test System ..... 10

    2.4 EUT Operation Test Setup ..... 10

**3 TEST RESULT ..... 11**

    3.1 Maximum Conducted Output Power Measurement ..... 11

    3.2 Unwanted Emissions Measurement ..... 12

    3.3 Automatically Discontinue Transmission ..... 17

    3.4 Antenna Requirements ..... 18

**4 LIST OF MEASURING EQUIPMENT ..... 19**

**5 UNCERTAINTY OF EVALUATION ..... 20**

**APPENDIX A. CONDUCTED TEST RESULTS**

**APPENDIX B. RADIATED SPURIOUS EMISSION**

**APPENDIX C. RADIATED SPURIOUS EMISSION PLOTS**

**APPENDIX D. DUTY CYCLE PLOTS**





### SUMMARY OF TEST RESULT

| Report Section | FCC Rule           | Description                            | Limit                       | Result       | Remark                             |
|----------------|--------------------|--|-----------------------------|--------------|------------------------------------|
| -              | 15.403(i)          | 6dB, 26dB and 99% Occupied Bandwidth   | > 500kHz                    | Not Required | -                                  |
| 3.1            | 15.407(a)          | Maximum Conducted Output Power         | ≤ 30 dBm                    | Pass         | -                                  |
| -              | 15.407(a)          | Power Spectral Density                 | ≤ 30 dBm/500kHz             | Not Required | -                                  |
| 3.2            | 15.407(b)          | Unwanted Emissions                     | 15.407(b)(4)(i) & 15.209(a) | Pass         | Under limit 10.20 dB at 34.320 MHz |
| -              | 15.207             | AC Conducted Emission                  | 15.207(a)                   | Not Required | -                                  |
| 3.3            | 15.407(c)          | Automatically Discontinue Transmission | Discontinue Transmission    | Pass         | -                                  |
| 3.4            | 15.203 & 15.407(a) | Antenna Requirement                    | N/A                         | Pass         | -                                  |

**Remark:** Not required means after assessing, test items are not necessary to carry out.



# 1 General Description

## 1.1 Applicant

Motorola Mobility LLC  
222 W, Merchandise Mart Plaza, Chicago IL 60654 USA

## 1.2 Manufacturer

Motorola Mobility LLC  
222 W, Merchandise Mart Plaza, Chicago IL 60654 USA

## 1.3 Product Feature of Equipment Under Test

| Product Feature                 |  |
|---------------------------------|--|
| Equipment                       | Mobile Cellular Phone  |
| Brand Name                      | Motorola   |
| Model Name                      | XT1929-8   |
| FCC ID                          | IHDT56XE3  |
| Sample 1                        | EUT with Dual SIM  |
| Sample 2                        | EUT with Single SIM  |
| IMEI Code                       | <b>Conducted</b> IMEI 1: 354105090012138<br>IMEI 2: 354105090012146  |
|                                 | <b>Radiation:</b> IMEI 1: 354105090025619<br>IMEI 2: 354105090025627   |
| EUT supports Radios application | GSM/EGPRS/WCDMA/HSPA/LTE/GNSS/NFC<br>WLAN 11b/g/n HT20<br>WLAN 11a/n HT20/HT40<br>WLAN 11ac VHT20/VHT40/VHT80<br>Bluetooth BR/EDR/LE |
| HW Version                      | DVT2   |
| EUT Stage                       | Identical Prototype  |

**Remark:**

1. The above EUT's information was declared by manufacturer. Please refer to the specifications or user's manual for more detailed description.
2. This is a variant report. All the test cases were performed on original report which can be referred to Sporton Report Number FR811821-02F.



| Accessory List  |                                       |
|-----------------|---------------------------------------|
| AC Adapter 1    | Brand Name : Motorola                 |
|                 | Model Name : SC-23 SPN5971A           |
|                 | Manufacturer : Salom                  |
| AC Adapter 2    | Brand Name : Motorola                 |
|                 | Model Name : SC-23 SPN5989A           |
|                 | Manufacturer : Chenyang               |
| AC Adapter 3    | Brand Name : Motorola                 |
|                 | Model Name : SC-24 SPN5972A           |
|                 | Manufacturer : Salom                  |
| AC Adapter 4    | Brand Name : Motorola                 |
|                 | Model Name : SC-24 SPN5990A           |
|                 | Manufacturer : Chenyang               |
| Battery         | Brand Name : Motorola                 |
|                 | Model Name : JS40                     |
|                 | Manufacturer : SUNWODA                |
| Earphone        | Brand Name : Motorola                 |
|                 | Model Name : SH38C16618               |
| C2Audio Cable 1 | Brand Name : Motorola                 |
|                 | Model Name : SC18C27844               |
|                 | Manufacturer : Luxshare               |
| C2Audio Cable 2 | Brand Name : Motorola                 |
|                 | Model Name : SC18C27845               |
|                 | Manufacturer : Cabletech              |
| USB Cable 1     | Brand Name : Cabletech                |
|                 | Model Name : SKN6473A                 |
| USB Cable 2     | Brand Name : FOXLINK                  |
|                 | Model Name : SKN6473A 17195-C 0403532 |
| USB Cable 3     | Brand Name : SAIBAO                   |
|                 | Model Name : SKN6473A 17214-C 1127044 |
| USB Cable 4     | Brand Name : Luxshare                 |
|                 | Model Name : SKN6473A 17227-C 1126538 |



### 1.4 Product Specification of Equipment Under Test

| Standards-related Product Specification |   |
|---|---|
| <b>Tx/Rx Channel Frequency Range</b>    | 5745 MHz ~ 5825 MHz   |
| <b>Maximum Output Power</b>             | 802.11a : 16.96 dBm / 0.0497 W<br>802.11n HT20 : 16.98 dBm / 0.0499 W<br>802.11n HT40 : 15.98 dBm / 0.0396 W<br>802.11ac VHT20 : 15.77 dBm / 0.0378 W<br>802.11ac VHT40 : 14.99 dBm / 0.0316 W<br>802.11ac VHT80 : 14.93 dBm / 0.0311 W |
| <b>Antenna Type / Gain</b>              | Loop Antenna with gain -7.00 dBi  |
| <b>Type of Modulation</b>               | 802.11a/n : OFDM (BPSK / QPSK / 16QAM / 64QAM)<br>802.11ac : OFDM (BPSK / QPSK / 16QAM / 64QAM / 256QAM)  |

### 1.5 Modification of EUT

No modifications are made to the EUT during all test items.



### 1.6 Testing Location

Sporton Lab is accredited to ISO 17025 by Taiwan Accreditation Foundation (TAF code : 1190) and the FCC designation No. TW1190 and TW0007 under the FCC 2.948(e) by Mutual Recognition Agreement (MRA) in FCC Test.

|                           |  |
|---------------------------|--|
| <b>Test Site</b>          | SPORTON INTERNATIONAL INC.   |
| <b>Test Site Location</b> | No. 52, Hwa Ya 1 <sup>st</sup> Rd., Hwa Ya Technology Park,<br>Kwei-Shan District, Tao Yuan City, Taiwan, R.O.C.<br>TEL: +886-3-327-3456<br>FAX: +886-3-328-4978 |
| <b>Test Site No.</b>      | <b>Sporton Site No.</b><br>TH05-HY   |

**Note:** The test site complies with ANSI C63.4 2014 requirement.

|                           |  |
|---------------------------|--|
| <b>Test Site</b>          | SPORTON INTERNATIONAL INC.   |
| <b>Test Site Location</b> | No.58, Aly. 75, Ln. 564, Wenhua 3rd Rd. Guishan Dist,<br>Taoyuan City, Taiwan (R.O.C.)<br>TEL: +886-3-327-0868<br>FAX: +886-3-327-0855 |
| <b>Test Site No.</b>      | <b>Sporton Site No.</b><br>03CH12-HY   |

**Note:** The test site complies with ANSI C63.4 2014 requirement.

### 1.7 Applicable Standards

According to the specifications of the manufacturer, the EUT must comply with the requirements of the following standards:

- ♦ FCC Part 15 Subpart E
- ♦ FCC KDB 789033 D02 General UNII Test Procedures New Rules v02r01.
- ♦ ANSI C63.10-2013

**Remark:**

1. All test items were verified and recorded according to the standards and without any deviation during the test.
2. This EUT has also been tested and complied with the requirements of FCC Part 15, Subpart B, recorded in a separate test report.



## 2 Test Configuration of Equipment Under Test

- a. The EUT has been associated with peripherals and configuration operated in a manner tended to maximize its emission characteristics in a typical application. Frequency range investigated: radiation emission (9 kHz to the 10th harmonic of the highest fundamental frequency or to 40 GHz, whichever is lower). For radiated measurement, pre-scanned in three orthogonal panels, X, Y, Z. The worst cases (X plane) were recorded in this report.

### 2.1 Carrier Frequency and Channel

| Frequency Band                       | Channel | Freq. (MHz) | Channel | Freq. (MHz) |
|--------------------------------------|---------|-------------|---------|-------------|
| 5725-5850 MHz<br>Band 4<br>(U-NII-3) | 149     | 5745        | 157     | 5785        |
|                                      | 151*    | 5755        | 159*    | 5795        |
|                                      | 153     | 5765        | 161     | 5805        |
|                                      | 155#    | 5775        | 165     | 5825        |

**Note:**

- 1. The above Frequency and Channel in "\*" were 802.11n HT40 and 802.11ac VHT40.
- 2. The above Frequency and Channel in "#n" were 802.11ac VHT80.

## 2.2 Test Mode

Final test modes are considering the modulation and worse data rates as below table.

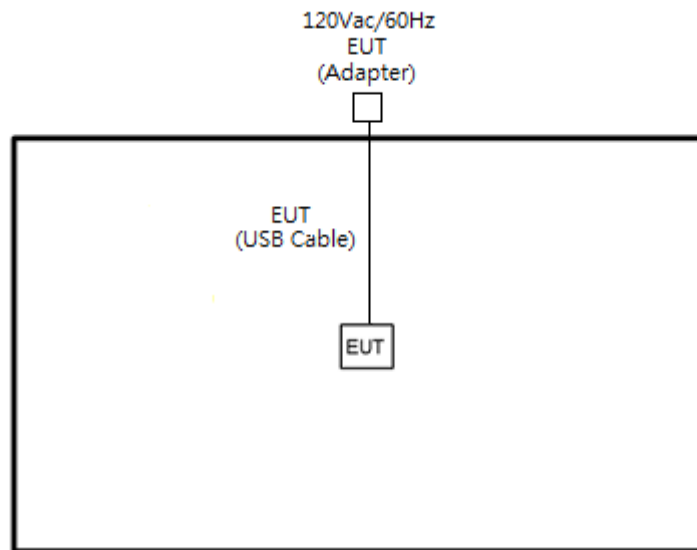
| Modulation   | Data Rate |
|--------------|-----------|
| 802.11n HT40 | MCS0      |

| Ch. # |        | Band IV : 5725-5850 MHz |
|-------|--------|-------------------------|
|       |        | 802.11n HT40            |
| L     | Low    | 151                     |
| M     | Middle | -                       |
| H     | High   | -                       |

**Remark:** For Radiated Test Cases, The tests were performance with USB Cable 1 Type C, Adaptor 1, and Sample 1

## 2.3 Connection Diagram of Test System

<WLAN Tx Mode>



## 2.4 EUT Operation Test Setup

The RF test items, utility "QRCT" was installed in Notebook which was programmed in order to make the EUT get into the engineering modes to provide channel selection, power level, data rate and the application type and for continuous transmitting signals.

### 3 Test Result

#### 3.1 Maximum Conducted Output Power Measurement

##### 3.1.1 Limit of Maximum Conducted Output Power

For the band 5.725–5.85 GHz, the maximum conducted output power over the frequency band of operation shall not exceed 1 W.

If transmitting antennas of directional gain greater than 6 dBi are used, the peak output power shall be reduced by the amount in dB that the directional gain of the antenna exceeds 6 dBi.

##### 3.1.2 Measuring Instruments

The measuring equipment is listed in the section 4 of this test report.

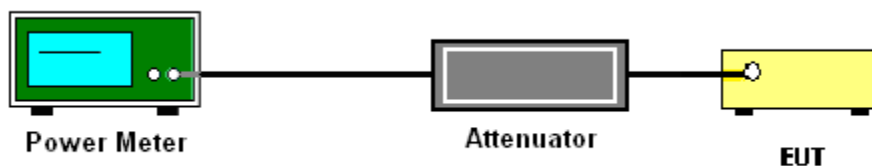
##### 3.1.3 Test Procedures

The testing follows Method PM of FCC KDB 789033 D02 General UNII Test Procedures New Rules v02r01.

Method PM (Measurement using an RF average power meter):

1. Measurement is performed using a wideband RF power meter.
2. The EUT is configured to transmit continuously with a consistent duty cycle at its maximum power control level.
3. Measure the average power of the transmitter, and the average power is corrected with duty factor,  $10 \log(1/x)$ , where  $x$  is the duty cycle.

##### 3.1.4 Test Setup



##### 3.1.5 Test Result of Maximum Conducted Output Power

Please refer to Appendix A.



### 3.2 Unwanted Emissions Measurement

This section is to measure unwanted emissions through radiated measurement for band edge spurious emissions and out of band emissions measurement.

#### 3.2.1 Limit of Unwanted Emissions

- (1) For transmitters operating in the 5.725-5.85 GHz band:  
 15.407(b)(4)(i) All emissions shall be limited to a level of -27 dBm/MHz at 75 MHz or more above or below the band edge increasing linearly to 10 dBm/MHz at 25 MHz above or below the band edge, and from 25 MHz above or below the band edge increasing linearly to a level of 15.6 dBm/MHz at 5 MHz above or below the band edge, and from 5 MHz above or below the band edge increasing linearly to a level of 27 dBm/MHz at the band edge.
- (2) Unwanted spurious emissions fallen in restricted bands shall comply with the general field strength limits as below table,

| Frequency (MHz) | Field Strength (microvolts/meter) | Measurement Distance (meters) |
|-----------------|-----------------------------------|-------------------------------|
| 0.009 – 0.490   | 2400/F(kHz)                       | 300                           |
| 0.490 – 1.705   | 24000/F(kHz)                      | 30                            |
| 1.705 – 30.0    | 30                                | 30                            |
| 30 – 88         | 100                               | 3                             |
| 88 – 216        | 150                               | 3                             |
| 216 - 960       | 200                               | 3                             |
| Above 960       | 500                               | 3                             |

**Note:** The following formula is used to convert the EIRP to field strength.

$$E = \frac{1000000\sqrt{30P}}{3} \mu\text{V/m, where P is the eirp (Watts)}$$



| EIRP (dBm) | Field Strength at 3m (dBµV/m) |
|------------|-------------------------------|
| -17        | 78.3                          |
| - 27       | 68.3                          |

(3) KDB789033 D02 v02r01 G)2)c)

- (i) Section 15.407(b)(1) to (b)(3) specify the unwanted emission limits for the U-NII-1 and U-NII-2 bands. As specified, emissions above 1000 MHz that are outside of the restricted bands are subject to a peak emission limit of -27 dBm/MHz.<sup>3</sup>
- (ii) Section 15.407(b)(4) specifies the unwanted emission limit for the U-NII-3 band. A band emissions mask is specified in Section 15.407(b)(4)(i). The emission limits are in terms of a Peak detector. An alternative to the band emissions mask is specified in Section 15.407(b)(4)(ii). The alternative limits are based on the highest antenna gain specified in the filing. There are also marketing and importation restrictions for the devices using the alternative limit.<sup>4</sup>

**Note 3:** An out-of-band emission that complies with both the average and peak limits of Section 15.209 is not required to satisfy the -27 dBm/MHz peak emission limit.

**Note 4:** Only devices with antenna gains of 10 dBi or less may be approved using the emission limits specified in Section 15.247(d) till March 2, 2018; all other devices operating in this band must use the mask specified in Section 15.407(b)(4)(i).

### 3.2.2 Measuring Instruments

The measuring equipment is listed in the section 4 of this test report.

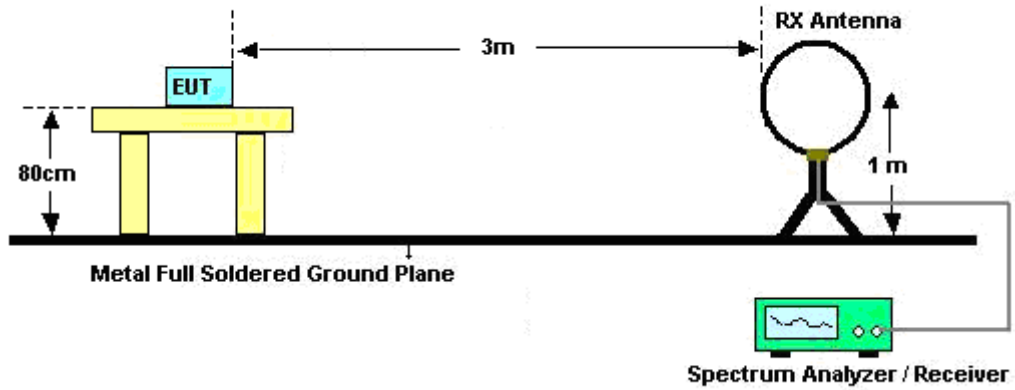


### 3.2.3 Test Procedures

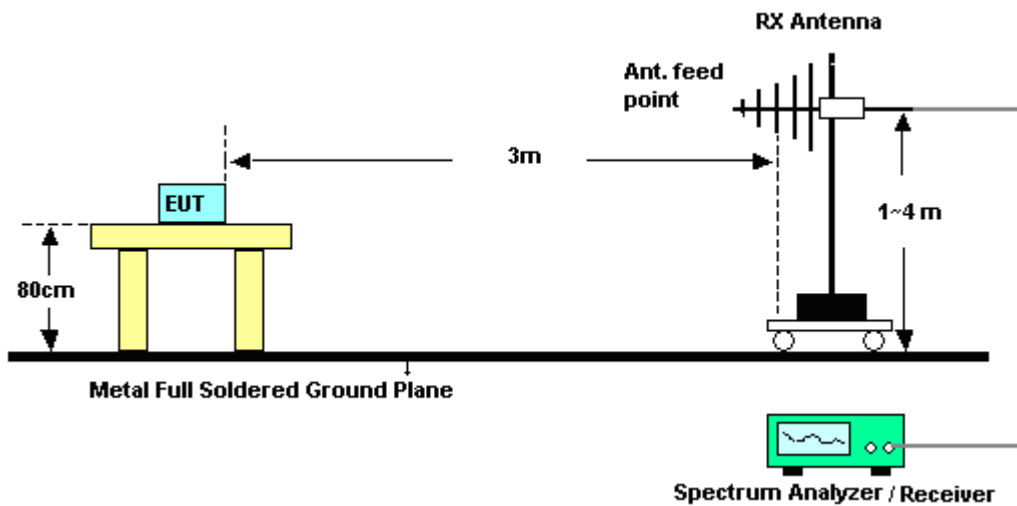
1. The testing follows FCC KDB 789033 D02 General UNII Test Procedures New Rules v02r01. Section G) Unwanted emissions measurement.
  - (1) Procedure for Unwanted Emissions Measurements Below 1000MHz
    - RBW = 120 kHz
    - VBW = 300 kHz
    - Detector = Peak
    - Trace mode = max hold
  - (2) Procedure for Peak Unwanted Emissions Measurements Above 1000 MHz
    - RBW = 1 MHz
    - VBW  $\geq$  3 MHz
    - Detector = Peak
    - Sweep time = auto
    - Trace mode = max hold
  - (3) Procedures for Average Unwanted Emissions Measurements Above 1000MHz
    - RBW = 1 MHz
    - VBW = 10 Hz, when duty cycle is no less than 98 percent.
    - VBW  $\geq$  1/T, when duty cycle is less than 98 percent where T is the minimum transmission duration over which the transmitter is on and is transmitting at its maximum power control level for the tested mode of operation.
2. The EUT was placed on a turntable with 0.8 meter for frequency below 1GHz and 1.5 meter for frequency above 1GHz respectively above ground.
3. The EUT was set 3 meters from the interference receiving antenna which was mounted on the top of a variable height antenna tower.
4. The antenna is a broadband antenna and its height is adjusted between one meter and four meters above ground to find the maximum value of the field strength for both horizontal polarization and vertical polarization of the antenna.
5. For each suspected emission, the EUT was arranged to its worst case and then adjust the antenna tower (from 1 m to 4 m) and turntable (from 0 degree to 360 degrees) to find the maximum reading.
6. For testing below 1GHz, if the emission level of the EUT in peak mode was 3 dB lower than the limit specified, then peak values of EUT will be reported, otherwise, the emissions will be repeated one by one using the CISPR quasi-peak method and reported.
7. For testing above 1GHz, the emission level of the EUT in peak mode was 20dB lower than average limit (that means the emission level in average mode also complies with the limit in average mode), then peak values of EUT will be reported, otherwise, the emissions will be measured in average mode again and reported.

### 3.2.4 Test Setup

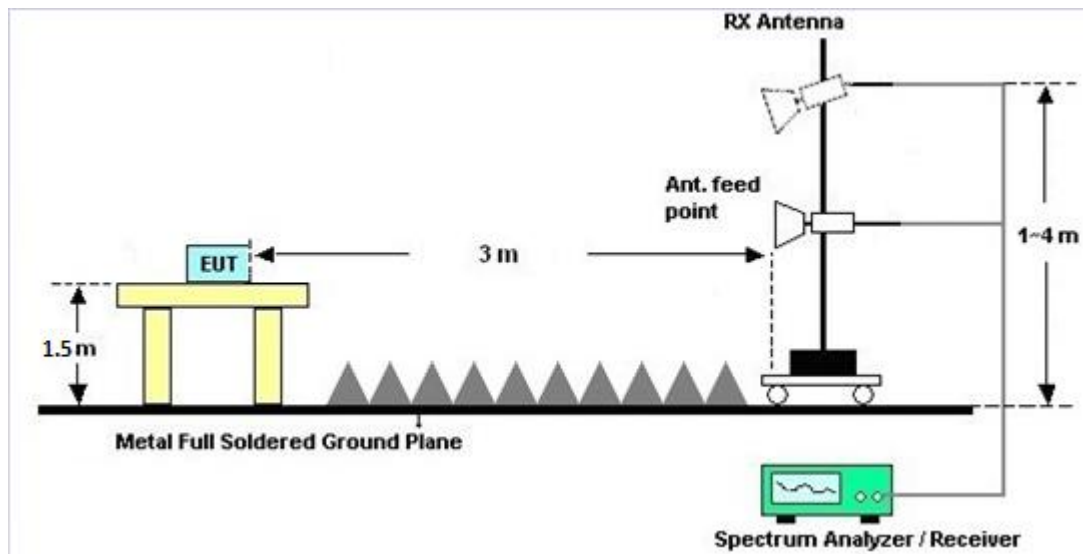
For radiated emissions below 30MHz



For radiated emissions from 30MHz to 1GHz



For radiated emissions above 1GHz



### 3.2.5 Test Results of Radiated Emissions (9 kHz ~ 30 MHz)

The low frequency, which started from 9 kHz to 30MHz, was pre-scanned and the result which was 20dB lower than the limit line was not reported.

There is a comparison data of both open-field test site and semi-Anechoic chamber, and the result came out very similar.

### 3.2.6 Test Result of Radiated Band Edges

Please refer to Appendix B and C.

### 3.2.7 Duty Cycle

Please refer to Appendix D.

### 3.2.8 Test Result of Unwanted Radiated Emission (30MHz ~ 10th Harmonic)

Please refer to Appendix B and C.



### **3.3 Automatically Discontinue Transmission**

#### **3.3.1 Limit of Automatically Discontinue Transmission**

The device shall automatically discontinue transmission in case of either absence of information to transmit or operational failure. These provisions are not intended to preclude the transmission of control or signaling information or the use of repetitive codes used by certain digital technologies to complete frame or burst intervals. Applicants shall include in their application for equipment authorization to describe how this requirement is met.

#### **3.3.2 Measuring Instruments**

The measuring equipment is listed in the section 4 of this test report.

#### **3.3.3 Test Result of Automatically Discontinue Transmission**

While the EUT is not transmitting any information, the EUT can automatically discontinue transmission and become standby mode for power saving. The EUT can detect the controlling signal of ACK message transmitting from remote device and verify whether it shall resend or discontinue transmission.



## **3.4 Antenna Requirements**

### **3.4.1 Standard Applicable**

If transmitting antenna directional gain is greater than 6 dBi, both the peak transmit power and the peak power spectral density shall be reduced by the amount in dB that the directional gain of the antenna exceeds 6 dBi.

### **3.4.2 Antenna Anti-Replacement Construction**

An embedded-in antenna design is used.

### **3.4.3 Antenna Gain**

The antenna peak gain of EUT is less than 6 dBi. Therefore, it is not necessary to reduce maximum peak output power limit.



## 4 List of Measuring Equipment

| Instrument        | Manufacturer       | Model No.        | Serial No.     | Characteristics                     | Calibration Date | Test Date                       | Due Date      | Remark                   |
|-------------------|--------------------|------------------|----------------|-------------------------------------|------------------|---------------------------------|---------------|--------------------------|
| Power Meter       | Anritsu            | ML2495A          | 1240001        | N/A                                 | Sep. 07, 2017    | Feb. 07, 2018~<br>Feb. 21, 2018 | Sep. 06, 2018 | Conducted<br>(TH05-HY)   |
| Power Sensor      | Anritsu            | MA2411B          | 1207349        | 300MHz~40GHz                        | Sep. 07, 2017    | Feb. 07, 2018~<br>Feb. 21, 2018 | Sep. 06, 2018 | Conducted<br>(TH05-HY)   |
| Spectrum Analyzer | Rohde & Schwarz    | FSP40            | 100055         | 9kHz~40GHz                          | Jun. 20, 2017    | Feb. 07, 2018~<br>Feb. 21, 2018 | Jun. 19, 2018 | Conducted<br>(TH02-HY)   |
| Amplifier         | MITEQ              | TTA1840-35-HG    | 1871923        | 18GHz~40GHz,<br>VSWR : 2.5:1<br>max | Jul. 18, 2017    | Mar. 13, 2018~<br>Mar. 14, 2018 | Jul. 17, 2018 | Radiation<br>(03CH12-HY) |
| Bilog Antenna     | TESEQ              | CBL 6111D&N-6-06 | 35414&AT-N0602 | 30MHz~1GHz                          | Oct. 14, 2017    | Mar. 13, 2018~<br>Mar. 14, 2018 | Oct. 13, 2018 | Radiation<br>(03CH12-HY) |
| Loop Antenna      | Rohde & Schwarz    | HFH2-Z2          | 100488         | 9 kHz~30 MHz                        | Nov. 23, 2017    | Mar. 13, 2018~<br>Mar. 14, 2018 | Nov. 22, 2019 | Radiation<br>(03CH12-HY) |
| EMI Test Receiver | Rohde & Schwarz    | ESU26            | 100390         | 20Hz~26.5GHz                        | Dec. 25, 2017    | Mar. 13, 2018~<br>Mar. 14, 2018 | Dec. 24, 2018 | Radiation<br>(03CH12-HY) |
| Horn Antenna      | SCHWARZBECK        | BBHA 9120D       | 9120D-1328     | 1GHz ~ 18GHz                        | Oct. 20, 2017    | Mar. 13, 2018~<br>Mar. 14, 2018 | Oct. 19, 2018 | Radiation<br>(03CH12-HY) |
| Preamplifier      | COM-POWER          | PA-103           | 161075         | 10MHz~1GHz                          | Mar. 23, 2017    | Mar. 13, 2018~<br>Mar. 14, 2018 | Mar. 22, 2018 | Radiation<br>(03CH12-HY) |
| Preamplifier      | Keysight           | 83017A           | MY53270148     | 1GHz~26.5GHz                        | Jan. 15, 2018    | Mar. 13, 2018~<br>Mar. 14, 2018 | Jan. 14, 2019 | Radiation<br>(03CH12-HY) |
| Preamplifier      | MITEQ              | AMF-7D-00101800  | 2025787        | 1GHZ~18GHZ                          | Feb. 13, 2017    | Mar. 13, 2018~<br>Mar. 14, 2018 | Feb. 12, 2019 | Radiation<br>(03CH12-HY) |
| Antenna Mast      | EMEC               | AM-BS-4500-B     | N/A            | 1m~4m                               | N/A              | Mar. 13, 2018~<br>Mar. 14, 2018 | N/A           | Radiation<br>(03CH12-HY) |
| Turn Table        | EMEC               | TT2000           | N/A            | 0~360 Degree                        | N/A              | Mar. 13, 2018~<br>Mar. 14, 2018 | N/A           | Radiation<br>(03CH12-HY) |
| Attenuator        | Fairview Microwave | SA18S5W-10       | n/a            | 10db                                | Mar. 24, 2017    | Mar. 13, 2018~<br>Mar. 14, 2018 | Mar. 23, 2018 | Radiation<br>(03CH12-HY) |
| Spectrum Analyzer | Keysight           | N9010A           | MY54200486     | 10Hz~44GHz                          | Oct. 19, 2017    | Mar. 13, 2018~<br>Mar. 14, 2018 | Oct. 18, 2018 | Radiation<br>(03CH12-HY) |



## 5 Uncertainty of Evaluation

### Uncertainty of Radiated Emission Measurement (30 MHz ~ 1000 MHz)

|   |      |
|---|------|
| Measuring Uncertainty for a Level of Confidence of 95% ( $U = 2Uc(y)$ ) | 5.10 |
|---|------|

### Uncertainty of Radiated Emission Measurement (1000 MHz ~ 18000 MHz)

|   |      |
|---|------|
| Measuring Uncertainty for a Level of Confidence of 95% ( $U = 2Uc(y)$ ) | 5.20 |
|---|------|

### Uncertainty of Radiated Emission Measurement (18000 MHz ~ 40000 MHz)

|   |      |
|---|------|
| Measuring Uncertainty for a Level of Confidence of 95% ( $U = 2Uc(y)$ ) | 4.70 |
|---|------|

**Appendix A. Test Result of Conducted Test Items**

|                |                    |                    |       |    |
|----------------|--------------------|--------------------|-------|----|
| Test Engineer: | Luffy Lin          | Temperature:       | 21~25 | °C |
| Test Date:     | 2018/2/7~2018/2/21 | Relative Humidity: | 51~54 | %  |

**TEST RESULTS DATA**  
**Average Power Table**

| Band IV |           |     |     |             |                  |                               |                                 |          |  |           |
|---------|-----------|-----|-----|-------------|------------------|-------------------------------|---------------------------------|----------|--|-----------|
| Mod.    | Data Rate | NTX | CH. | Freq. (MHz) | Duty Factor (dB) | Average Conducted Power (dBm) | FCC Conducted Power Limit (dBm) | DG (dBi) |  | Pass/Fail |
| 11a     | 6M bps    | 1   | 149 | 5745        | 0.29             | 16.96                         | 30.00                           | -7.00    |  | Pass      |
| 11a     | 6Mbps     | 1   | 157 | 5785        | 0.29             | 16.72                         | 30.00                           | -7.00    |  | Pass      |
| 11a     | 6Mbps     | 1   | 165 | 5825        | 0.29             | 16.91                         | 30.00                           | -7.00    |  | Pass      |
| HT20    | MCS 0     | 1   | 149 | 5745        | 0.26             | 16.98                         | 30.00                           | -7.00    |  | Pass      |
| HT20    | MCS 0     | 1   | 157 | 5785        | 0.26             | 16.95                         | 30.00                           | -7.00    |  | Pass      |
| HT20    | MCS 0     | 1   | 165 | 5825        | 0.26             | 16.84                         | 30.00                           | -7.00    |  | Pass      |
| HT40    | MCS 0     | 1   | 151 | 5755        | 0.52             | 15.98                         | 30.00                           | -7.00    |  | Pass      |
| HT40    | MCS 0     | 1   | 159 | 5795        | 0.52             | 15.74                         | 30.00                           | -7.00    |  | Pass      |
| VHT20   | MCS 0     | 1   | 149 | 5745        | 0.31             | 15.73                         | 30.00                           | -7.00    |  | Pass      |
| VHT20   | MCS 0     | 1   | 157 | 5785        | 0.31             | 15.70                         | 30.00                           | -7.00    |  | Pass      |
| VHT20   | MCS 0     | 1   | 165 | 5825        | 0.31             | 15.77                         | 30.00                           | -7.00    |  | Pass      |
| VHT40   | MCS 0     | 1   | 151 | 5755        | 0.52             | 14.99                         | 30.00                           | -7.00    |  | Pass      |
| VHT40   | MCS 0     | 1   | 159 | 5795        | 0.52             | 14.96                         | 30.00                           | -7.00    |  | Pass      |
| VHT80   | MCS 0     | 1   | 155 | 5775        | 0.60             | 14.93                         | 30.00                           | -7.00    |  | Pass      |



## Appendix B. Radiated Spurious Emission

|                 |                                   |                     |         |
|-----------------|-----------------------------------|---------------------|---------|
| Test Engineer : | Watt Tseng, Nick Yu, and Karl Hou | Temperature :       | 21~23°C |
|                 |                                   | Relative Humidity : | 57~60%  |

### Band 4 - 5725~5850MHz

#### WIFI 802.11n HT40 (Band Edge @ 3m)

| WIFI Ant.                   | Note  | Frequency ( MHz ) | Level ( dBμV/m ) | Over Limit ( dB ) | Limit Line ( dBμV/m ) | Read Level ( dBμV ) | Antenna Factor ( dB/m ) | Path Loss ( dB ) | Preamplifier Factor ( dB ) | Ant Pos ( cm ) | Table Pos ( deg ) | Peak Avg. ( P/A ) | Pol. ( H/V ) |
|-----------------------------|---|-------------------|------------------|-------------------|-----------------------|---------------------|-------------------------|------------------|----------------------------|----------------|-------------------|-------------------|--------------|
| 802.11n HT40 CH 151 5755MHz |   | 5635.2            | 53.38            | -14.82            | 68.2                  | 46.06               | 32.19                   | 6.35             | 31.22                      | 101            | 59                | P                 | H            |
|                             |   | 5697.2            | 57.52            | -45.62            | 103.14                | 50.14               | 32.27                   | 6.36             | 31.25                      | 101            | 59                | P                 | H            |
|                             |   | 5716.8            | 63.12            | -46.79            | 109.91                | 55.73               | 32.29                   | 6.36             | 31.26                      | 101            | 59                | P                 | H            |
|                             |   | 5723              | 64.7             | -52.94            | 117.64                | 57.28               | 32.31                   | 6.37             | 31.26                      | 101            | 59                | P                 | H            |
|                             | *   | 5755              | 105.5            | -                 | -                     | 98.04               | 32.36                   | 6.37             | 31.27                      | 101            | 59                | P                 | H            |
|                             | *   | 5755              | 94.47            | -                 | -                     | 87.01               | 32.36                   | 6.37             | 31.27                      | 101            | 59                | A                 | H            |
|                             |   | 5853.4            | 50.98            | -63.47            | 114.45                | 43.4                | 32.48                   | 6.42             | 31.32                      | 101            | 59                | P                 | H            |
|                             |   | 5875              | 54.82            | -50.38            | 105.2                 | 47.19               | 32.53                   | 6.43             | 31.33                      | 101            | 59                | P                 | H            |
|                             |   | 5875              | 54.82            | -50.38            | 105.2                 | 47.19               | 32.53                   | 6.43             | 31.33                      | 101            | 59                | P                 | H            |
|                             |   | 5947              | 48.8             | -19.4             | 68.2                  | 41.06               | 32.63                   | 6.48             | 31.37                      | 101            | 59                | P                 | H            |
|                             |   | 5635              | 53.29            | -14.91            | 68.2                  | 45.97               | 32.19                   | 6.35             | 31.22                      | 349            | 117               | P                 | V            |
|                             |   | 5698.8            | 52.7             | -51.62            | 104.32                | 45.32               | 32.27                   | 6.36             | 31.25                      | 349            | 117               | P                 | V            |
|                             |   | 5718.8            | 59.77            | -50.69            | 110.46                | 52.35               | 32.31                   | 6.37             | 31.26                      | 349            | 117               | P                 | V            |
|                             |   | 5725              | 60.82            | -61.38            | 122.2                 | 53.4                | 32.31                   | 6.37             | 31.26                      | 349            | 117               | P                 | V            |
|                             | *   | 5755              | 104.1            | -                 | -                     | 96.64               | 32.36                   | 6.37             | 31.27                      | 349            | 117               | P                 | V            |
|                             | *   | 5755              | 93               | -                 | -                     | 85.54               | 32.36                   | 6.37             | 31.27                      | 349            | 117               | A                 | V            |
|                             |   | 5853.4            | 48.64            | -65.81            | 114.45                | 41.06               | 32.48                   | 6.42             | 31.32                      | 349            | 117               | P                 | V            |
|                             |   | 5875              | 50.47            | -54.73            | 105.2                 | 42.84               | 32.53                   | 6.43             | 31.33                      | 349            | 117               | P                 | V            |
|                             | 5875  | 50.47             | -54.73           | 105.2             | 42.84                 | 32.53               | 6.43                    | 31.33            | 349                        | 117            | P                 | V                 |              |
|                             | 5941.6  | 49.48             | -18.72           | 68.2              | 41.74                 | 32.63               | 6.48                    | 31.37            | 349                        | 117            | P                 | V                 |              |
| Remark                      | 1. No other spurious found.<br>2. All results are PASS against Peak and Average limit line. |                   |                  |                   |                       |                     |                         |                  |                            |                |                   |                   |              |



**Band 4 5725~5850MHz**  
**WIFI 802.11n HT40 (Harmonic @ 3m)**

| WIFI Ant. 1                 | Note  | Frequency ( MHz ) | Level ( dBμV/m ) | Over Limit ( dB ) | Limit Line ( dBμV/m ) | Read Level ( dBμV ) | Antenna Factor ( dB/m ) | Path Loss ( dB ) | Preamp Factor ( dB ) | Ant Pos ( cm ) | Table Pos ( deg ) | Peak Avg. ( P/A ) | Pol. ( H/V ) |   |
|-----------------------------|---|-------------------|------------------|-------------------|-----------------------|---------------------|-------------------------|------------------|----------------------|----------------|-------------------|-------------------|--------------|---|
| 802.11n HT40 CH 151 5755MHz |   | 11510             | 46.62            | -27.38            | 74                    | 61.58               | 40.1                    | 10.34            | 65.4                 | 100            | 0                 | P                 | H            |   |
|                             |   | 17265             | 49.77            | -18.43            | 68.2                  | 59.59               | 41.66                   | 12.75            | 64.23                | 100            | 0                 | P                 | H            |   |
|                             |   |                   |                  |                   |                       |                     |                         |                  |                      |                |                   |                   | H            |   |
|                             |   |                   |                  |                   |                       |                     |                         |                  |                      |                |                   |                   | H            |   |
|                             |   |                   | 11510            | 46.4              | -27.6                 | 74                  | 61.36                   | 40.1             | 10.34                | 65.4           | 100               | 0                 | P            | V |
|                             |   |                   | 17265            | 49.24             | -18.96                | 68.2                | 59.06                   | 41.66            | 12.75                | 64.23          | 100               | 0                 | P            | V |
|                             |   |                   |                  |                   |                       |                     |                         |                  |                      |                |                   |                   |              | V |
|                             |   |                   |                  |                   |                       |                     |                         |                  |                      |                |                   |                   |              | V |
| <b>Remark</b>               | 1. No other spurious found.<br>2. All results are PASS against Peak and Average limit line. |                   |                  |                   |                       |                     |                         |                  |                      |                |                   |                   |              |   |



Emission below 1GHz

5GHz WIFI 802.11n HT40 (LF @ 3m)

| WIFI                          | Note   | Frequency | Level      | Over   | Limit      | Read     | Antenna  | Path   | Preamp | Ant    | Table   | Peak    | Pol.    |   |
|-------------------------------|--|-----------|------------|--------|------------|----------|----------|--------|--------|--------|---------|---------|---------|---|
| Ant.                          |  |           |            | Limit  | Line       | Level    | Factor   | Loss   | Factor | Pos    | Pos     | Avg.    |         |   |
| 1                             |  | ( MHz )   | ( dBμV/m ) | ( dB ) | ( dBμV/m ) | ( dBμV ) | ( dB/m ) | ( dB ) | ( dB ) | ( cm ) | ( deg ) | ( P/A ) | ( H/V ) |   |
| 5GHz<br>802.11n<br>HT40<br>LF |  | 59.16     | 26.8       | -13.2  | 40         | 44.87    | 11.65    | 0.68   | 30.44  | 100    | 0       | P       | H       |   |
|                               |  | 178.5     | 25.52      | -17.98 | 43.5       | 39.73    | 14.83    | 1.09   | 30.3   | -      | -       | P       | H       |   |
|                               |  | 212.25    | 29.95      | -13.55 | 43.5       | 43.86    | 15.01    | 1.19   | 30.25  | -      | -       | P       | H       |   |
|                               |  | 463.8     | 24.74      | -21.26 | 46         | 29.6     | 23.21    | 1.73   | 29.86  | -      | -       | P       | H       |   |
|                               |  | 561.8     | 27.53      | -18.47 | 46         | 29.2     | 26.01    | 1.92   | 29.71  | -      | -       | P       | H       |   |
|                               |  | 767.6     | 30.48      | -15.52 | 46         | 29.59    | 27.94    | 2.24   | 29.4   | -      | -       | P       | H       |   |
|                               |  |           |            |        |            |          |          |        |        |        |         |         |         | H |
|                               |  |           |            |        |            |          |          |        |        |        |         |         |         | H |
|                               |  |           |            |        |            |          |          |        |        |        |         |         |         | H |
|                               |  |           |            |        |            |          |          |        |        |        |         |         |         | H |
|                               |  |           |            |        |            |          |          |        |        |        |         |         |         | H |
|                               |  |           |            |        |            |          |          |        |        |        |         |         |         | H |
|                               |  |           | 34.32      | 29.8   | -10.2      | 40       | 37.29    | 22.31  | 0.48   | 30.25  | 100     | 0       | P       | V |
|                               |  |           | 59.43      | 29.72  | -10.28     | 40       | 47.79    | 11.65  | 0.68   | 30.44  | -       | -       | P       | V |
|                               |  |           | 209.55     | 28.64  | -14.86     | 43.5     | 42.6     | 14.97  | 1.19   | 30.26  | -       | -       | P       | V |
|                               |  |           | 557.6      | 27.66  | -18.34     | 46       | 29.51    | 25.86  | 1.9    | 29.72  | -       | -       | P       | V |
|                               |  |           | 643        | 28.57  | -17.43     | 46       | 29.72    | 26.32  | 2.02   | 29.6   | -       | -       | P       | V |
|                               |  |           | 740.3      | 30.68  | -15.32     | 46       | 30.1     | 27.72  | 2.21   | 29.45  | -       | -       | P       | V |
|                               |  |           |            |        |            |          |          |        |        |        |         |         | V       |   |
|                               |  |           |            |        |            |          |          |        |        |        |         |         | V       |   |
|                               |  |           |            |        |            |          |          |        |        |        |         |         | V       |   |
|                               |  |           |            |        |            |          |          |        |        |        |         |         | V       |   |
|                               |  |           |            |        |            |          |          |        |        |        |         |         | V       |   |
|                               |  |           |            |        |            |          |          |        |        |        |         |         | V       |   |
| <b>Remark</b>                 | 1. No other spurious found.<br>2. All results are PASS against limit line. |           |            |        |            |          |          |        |        |        |         |         |         |   |



**Note symbol**

|     |  |
|-----|--|
| *   | <b>Fundamental Frequency</b> which can be ignored. However, the level of any unwanted emissions shall not exceed the level of the fundamental frequency. |
| !   | Test result is <b>over limit</b> line.   |
| P/A | <b>Peak</b> or <b>Average</b>  |
| H/V | <b>Horizontal</b> or <b>Vertical</b>   |



A calculation example for radiated spurious emission is shown as below:

| WIFI    | Note | Frequency | Level      | Over   | Limit      | Read     | Antenna  | Path   | Preamp | Ant    | Table   | Peak    | Pol.    |
|---------|------|-----------|------------|--------|------------|----------|----------|--------|--------|--------|---------|---------|---------|
| Ant.    |      |           |            | Limit  | Line       | Level    | Factor   | Loss   | Factor | Pos    | Pos     | Avg.    |         |
| 1       |      | ( MHz )   | ( dBμV/m ) | ( dB ) | ( dBμV/m ) | ( dBμV ) | ( dB/m ) | ( dB ) | ( dB ) | ( cm ) | ( deg ) | ( P/A ) | ( H/V ) |
| 802.11b |      | 2390      | 55.45      | -18.55 | 74         | 54.51    | 32.22    | 4.58   | 35.86  | 103    | 308     | P       | H       |
| CH 01   |      |           |            |        |            |          |          |        |        |        |         |         |         |
| 2412MHz |      | 2390      | 43.54      | -10.46 | 54         | 42.6     | 32.22    | 4.58   | 35.86  | 103    | 308     | A       | H       |

1. Path Loss(dB) = Cable loss(dB) + Filter loss(dB) + Attenuator loss(dB)
2. Level(dBμV/m) = Antenna Factor(dB/m) + Path Loss(dB) + Read Level(dBμV) - Preamp Factor(dB)
3. Over Limit(dB) = Level(dBμV/m) – Limit Line(dBμV/m)

**For Peak Limit @ 2390MHz:**

1. Level(dBμV/m)  
= Antenna Factor(dB/m) + Path Loss(dB) + Read Level(dBμV) - Preamp Factor(dB)  
= 32.22(dB/m) + 4.58(dB) + 54.51(dBμV) – 35.86 (dB)  
= 55.45 (dBμV/m)
2. Over Limit(dB)  
= Level(dBμV/m) – Limit Line(dBμV/m)  
= 55.45(dBμV/m) – 74(dBμV/m)  
= -18.55(dB)

**For Average Limit @ 2390MHz:**

1. Level(dBμV/m)  
= Antenna Factor(dB/m) + Path Loss(dB) + Read Level(dBμV) - Preamp Factor(dB)  
= 32.22(dB/m) + 4.58(dB) + 42.6(dBμV) – 35.86 (dB)  
= 43.54 (dBμV/m)
2. Over Limit(dB) = Level(dBμV/m) – Limit Line(dBμV/m)  
= 43.54(dBμV/m) – 54(dBμV/m)  
= -10.46(dB)

Both peak and average measured complies with the limit line, so test result is “PASS”.



## Appendix C. Radiated Spurious Emission Plots

|                 |                                   |                     |         |
|-----------------|-----------------------------------|---------------------|---------|
| Test Engineer : | Watt Tseng, Nick Yu, and Karl Hou | Temperature :       | 21~23°C |
|                 |                                   | Relative Humidity : | 57~60%  |

### Note symbol

|    |                       |
|----|-----------------------|
| -L | Low channel location  |
| -R | High channel location |



**Band 4 - 5725~5850MHz**  
**WIFI 802.11n HT40 (Band Edge @ 3m)**

| WIFI        | Band 4 5725~5850MHz Band Edge @ 3m |                   |
|-------------|------------------------------------|-------------------|
| ANT         | 802.11n HT40 CH151 5755MHz         |                   |
| 1           | Horizontal                         | Fundamental       |
| <b>Peak</b> |                                    |                   |
| <b>Peak</b> |                                    | <b>Left blank</b> |



| WIFI | Band 4 5725~5850MHz Band Edge @ 3m  |   |
|------|---|---|
| ANT  | 802.11n HT40 CH151 5755MHz  |   |
| 1    | Vertical  | Fundamental   |
| Peak | <p>Site : 03CH12-HY<br/>Condition : PEAK_BE(B4)_16-24 3m HORN_9120D_1328 VERTICAL<br/>:RBW:1000.000kHz VBW:3000.000kHz SWT:Auto</p> | <p>Site : 03CH12-HY<br/>Condition : PEAK(FUNTE) 3m HORN_9120D_1328 VERTICAL<br/>:RBW:1000.000kHz VBW:3000.000kHz SWT:Auto</p> |
| Peak | <p>Site : 03CH12-HY<br/>Condition : PEAK_BE(B4)_16-24 3m HORN_9120D_1328 VERTICAL<br/>:RBW:1000.000kHz VBW:3000.000kHz SWT:Auto</p> | Left blank  |



**Band 4 - 5725~5850MHz**  
**WIFI 802.11n HT40 (Harmonic @ 3m)**

| WIFI         | Band 4 5725~5850MHz Harmonic @ 3m  |  |
|--------------|--|--|
| ANT          | 802.11n HT40 CH151 5755MHz   |  |
| 1            | Horizontal   | Vertical   |
| Peak<br>Avg. | <p>Site : 03CH12-HY<br/>           Condition : PEAK(UNIT) 3m HORN_9120D_1328 HORIZONTAL<br/>           Detector : Peak</p> | <p>Site : 03CH12-HY<br/>           Condition : PEAK(UNIT) 3m HORN_9120D_1328 VERTICAL<br/>           Detector : Peak</p> |



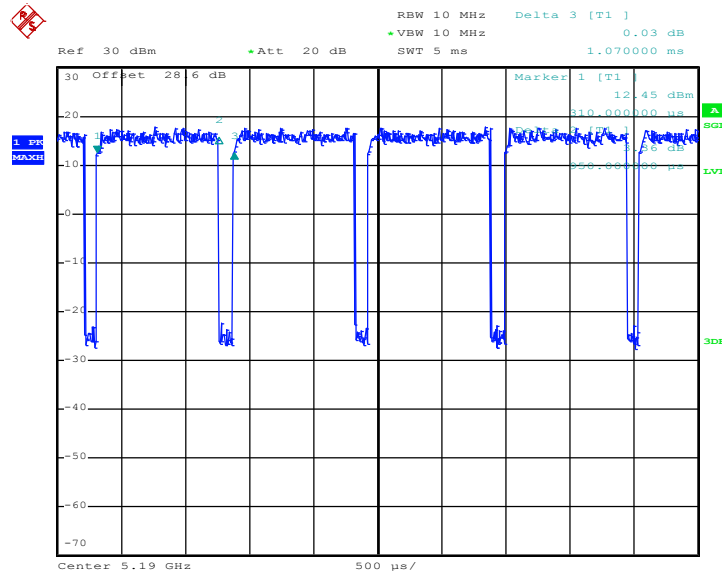
Emission below 1GHz  
5GHz WIFI 802.11n HT40 (LF)

| WIFI         | 5GHz 5725~5850MHz  |  |
|--------------|--|--|
| ANT          | 802.11n HT40 LF  |  |
| 1            | Horizontal   | Vertical   |
| QP /<br>Peak | <p>Site : 03CH12-HY<br/>Condition : QP 3m BIL06_6111D_35414 HORIZONTAL<br/>Detector : Peak</p> | <p>Site : 03CH12-HY<br/>Condition : QP 3m BIL06_6111D_35414 VERTICAL<br/>Detector : Peak</p> |

## Appendix D. Duty Cycle Plots

| Band              | Duty Cycle(%) | T(us) | 1/T(kHz) | VBW Setting | Duty Factor(dB) |
|-------------------|---------------|-------|----------|-------------|-----------------|
| 5GHz 802.11n HT40 | 88.79         | 950   | 1.05     | 3kHz        | 0.52            |

### 802.11n HT40



Date: 7.FEB.2018 22:16:46