



# FCC RF Test Report

**APPLICANT** : Motorola Mobility LLC  
**EQUIPMENT** : Mobile Cellular Phone  
**BRAND NAME** : Motorola  
**MODEL NAME** : XT1929-4(SS)  
**FCC ID** : IHDT56XE1  
**STANDARD** : FCC Part 15 Subpart C §15.247  
**CLASSIFICATION** : (DTS) Digital Transmission System

The product was received on Jan. 18, 2018 and testing was completed on Feb. 24, 2018. We, SPORTON INTERNATIONAL INC., would like to declare that the tested sample has been evaluated in accordance with the test procedures and has been in compliance with the applicable technical standards.

The test results in this report apply exclusively to the tested model / sample. Without written approval of SPORTON INTERNATIONAL INC., the test report shall not be reproduced except in full.

Reviewed by: Joseph Lin / Supervisor

Approved by: Jones Tsai / Manager



## SPORTON INTERNATIONAL INC.

No. 52, Hwa Ya 1<sup>st</sup> Rd., Hwa Ya Technology Park, Kwei-Shan District, Tao Yuan City, Taiwan, R.O.C.

SPORTON INTERNATIONAL INC.

TEL : 886-3-327-3456

FAX : 886-3-328-4978

FCC ID: IHDT56XE1

Page Number : 1 of 44

Report Issued Date : Mar. 05, 2018

Report Version : Rev. 01

Report Template No.: BU5-FR15CBT4.0 Version 2.0



# TABLE OF CONTENTS

**REVISION HISTORY.....3**

**SUMMARY OF TEST RESULT .....4**

**1 GENERAL DESCRIPTION.....5**

    1.1 Applicant .....5

    1.2 Manufacturer.....5

    1.3 Product Feature of Equipment Under Test.....5

    1.4 Product Specification of Equipment Under Test.....6

    1.5 Modification of EUT .....6

    1.6 Testing Location .....7

    1.7 Applicable Standards.....7

**2 TEST CONFIGURATION OF EQUIPMENT UNDER TEST.....8**

    2.1 Carrier Frequency Channel .....8

    2.2 Test Mode.....9

    2.3 Connection Diagram of Test System.....10

    2.4 Support Unit used in test configuration and system .....11

    2.5 EUT Operation Test Setup .....11

    2.6 Measurement Results Explanation Example.....11

**3 TEST RESULT .....12**

    3.1 6dB and 99% Bandwidth Measurement .....12

    3.2 Output Power Measurement.....19

    3.3 Power Spectral Density Measurement .....20

    3.4 Conducted Band Edges and Spurious Emission Measurement .....27

    3.5 Radiated Band Edges and Spurious Emission Measurement .....36

    3.6 AC Conducted Emission Measurement.....40

    3.7 Antenna Requirements.....42

**4 LIST OF MEASURING EQUIPMENT.....43**

**5 UNCERTAINTY OF EVALUATION.....44**

**APPENDIX A. CONDUCTED TEST RESULTS**

**APPENDIX B. AC CONDUCTED EMISSION TEST RESULT**

**APPENDIX C. RADIATED SPURIOUS EMISSION**

**APPENDIX D. RADIATED SPURIOUS EMISSION PLOTS**

**APPENDIX E. DUTY CYCLE PLOTS**





### SUMMARY OF TEST RESULT

| Report Section | FCC Rule           | Description                                | Limit                          | Result | Remark                                  |
|----------------|--------------------|--|--------------------------------|--------|---|
| 3.1            | 15.247(a)(2)       | 6dB Bandwidth                              | $\geq 0.5\text{MHz}$           | Pass   | -                                       |
| 3.1            | -                  | 99% Bandwidth                              | -                              | Pass   | -                                       |
| 3.2            | 15.247(b)(3)       | Peak Output Power                          | $\leq 30\text{dBm}$            | Pass   | -                                       |
| 3.3            | 15.247(e)          | Power Spectral Density                     | $\leq 8\text{dBm}/3\text{kHz}$ | Pass   | -                                       |
| 3.4            | 15.247(d)          | Conducted Band Edges and Spurious Emission | $\leq 20\text{dBc}$            | Pass   | -                                       |
| 3.5            | 15.247(d)          | Radiated Band Edges and Spurious Emission  | 15.209(a) & 15.247(d)          | Pass   | Under limit<br>3.31 dB at<br>49.980 MHz |
| 3.6            | 15.207             | AC Conducted Emission                      | 15.207(a)                      | Pass   | Under limit<br>15.28 dB at<br>0.150 MHz |
| 3.7            | 15.203 & 15.247(b) | Antenna Requirement                        | N/A                            | Pass   | -                                       |



# 1 General Description

## 1.1 Applicant

Motorola Mobility LLC  
222 W, Merchandise Mart Plaza, Chicago IL 60654 USA

## 1.2 Manufacturer

Motorola Mobility LLC  
222 W, Merchandise Mart Plaza, Chicago IL 60654 USA

## 1.3 Product Feature of Equipment Under Test

| Product Feature                 |   |
|---------------------------------|---|
| Equipment                       | Mobile Cellular Phone   |
| Brand Name                      | Motorola  |
| Model Name                      | XT1929-4(SS)  |
| FCC ID                          | IHDT56XE1   |
| IMEI Code                       | Conducted : IMEI: 351886090011690<br>Conduction : IMEI: 351886090018703<br>Radiation : IMEI: 351886090018737                                    |
| EUT supports Radios application | CDMA/EV-DO/GSM/EGPRS/WCDMA/HSPA/LTE/GNSS/NFC<br>WLAN 11b/g/n HT20<br>WLAN 11a/n HT20/HT40<br>WLAN 11ac VHT20/VHT40/VHT80<br>Bluetooth BR/EDR/LE |
| HW Version                      | DVT2  |
| EUT Stage                       | Identical Prototype   |

Remark: The above EUT's information was declared by manufacturer. Please refer to the specifications or user's manual for more detailed description.



| Accessory List  |                                       |
|-----------------|---------------------------------------|
| AC Adapter 1    | Brand Name : Motorola                 |
|                 | Model Name : SC-22 SPN5970A           |
|                 | Manufacturer : Salom                  |
| AC Adapter 2    | Brand Name : Motorola                 |
|                 | Model Name : SC-22 SPN5993A           |
|                 | Manufacturer : Chenyang               |
| Battery         | Brand Name : Motorola                 |
|                 | Model Name : JS40                     |
|                 | Manufacturer : SUNWODA                |
| C2Audio Cable 1 | Brand Name : Motorola                 |
|                 | Model Name : SC18C27844               |
|                 | Manufacturer : Luxshare               |
| C2Audio Cable 2 | Brand Name : Motorola                 |
|                 | Model Name : SC18C27845               |
|                 | Manufacturer : Cabletech              |
| USB Cable 1     | Brand Name : Cabletech                |
|                 | Model Name : SKN6473A                 |
| USB Cable 2     | Brand Name : FOXLINK                  |
|                 | Model Name : SKN6473A 17195-C 0403532 |
| USB Cable 3     | Brand Name : SAIBAO                   |
|                 | Model Name : SKN6473A 17214-C 1127044 |
| USB Cable 4     | Brand Name : Luxshare                 |
|                 | Model Name : SKN6473A 17227-C 1126538 |

### 1.4 Product Specification of Equipment Under Test

| Standards-related Product Specification |  |
|---|--|
| Tx/Rx Frequency Range                   | 2402 MHz ~ 2480 MHz  |
| Number of Channels                      | 40   |
| Carrier Frequency of Each Channel       | 40 Channel(37 hopping + 3 advertising channel)   |
| Maximum Output Power to Antenna         | Bluetooth LE (1Mbps) : 9.59 dBm (0.0091 W)<br>Bluetooth LE (2Mbps) : 9.75 dBm (0.0094 W) |
| 99% Occupied Bandwidth                  | Bluetooth LE (1Mbps) : 1.03MHz<br>Bluetooth LE (2Mbps) : 2.06MHz                         |
| Antenna Type / Gain                     | Internal Antenna with gain -5.0 dBi  |
| Type of Modulation                      | Bluetooth LE : GFSK  |

### 1.5 Modification of EUT

No modifications are made to the EUT during all test items.



### 1.6 Testing Location

Sporton Lab is accredited to ISO 17025 by Taiwan Accreditation Foundation (TAF code : 1190) and the FCC designation No. TW1190 and TW0007 under the FCC 2.948(e) by Mutual Recognition Agreement (MRA) in FCC Test.

|                           |  |         |
|---------------------------|--|---------|
| <b>Test Site</b>          | SPORTON INTERNATIONAL INC.   |         |
| <b>Test Site Location</b> | No. 52, Hwa Ya 1st Rd., Hwa Ya Technology Park,<br>Kwei-Shan District, Tao Yuan City, Taiwan, R.O.C.<br>TEL: +886-3-327-3456<br>FAX: +886-3-328-4978 |         |
| <b>Test Site No.</b>      | <b>Sporton Site No.</b>  |         |
|                           | TH02-HY  | CO05-HY |

**Note:** The test site complies with ANSI C63.4 2014 requirement.

|                           |  |  |
|---------------------------|--|--|
| <b>Test Site</b>          | SPORTON INTERNATIONAL INC.   |  |
| <b>Test Site Location</b> | No.58, Aly. 75, Ln. 564, Wenhua 3rd Rd. Guishan Dist,<br>Taoyuan City, Taiwan (R.O.C.)<br>TEL: +886-3-327-3456<br>FAX: +886-3-328-4978 |  |
| <b>Test Site No.</b>      | <b>Sporton Site No.</b>  |  |
|                           | 03CH11-HY  |  |

**Note:** The test site complies with ANSI C63.4 2014 requirement.

### 1.7 Applicable Standards

According to the specifications of the manufacturer, the EUT must comply with the requirements of the following standards:

- FCC Part 15 Subpart C §15.247
- FCC KDB Publication No. 558074 D01 DTS Meas. Guidance v04
- ANSI C63.10-2013

**Remark:**

1. All test items were verified and recorded according to the standards and without any deviation during the test.
2. This EUT has also been tested and complied with the requirements of FCC Part 15, Subpart B, recorded in a separate test report.



## 2 Test Configuration of Equipment Under Test

### 2.1 Carrier Frequency Channel

| Frequency Band  | Channel | Freq. (MHz) | Channel | Freq. (MHz) |
|-----------------|---------|-------------|---------|-------------|
| 2400-2483.5 MHz | 0       | 2402        | 21      | 2444        |
|                 | 1       | 2404        | 22      | 2446        |
|                 | 2       | 2406        | 23      | 2448        |
|                 | 3       | 2408        | 24      | 2450        |
|                 | 4       | 2410        | 25      | 2452        |
|                 | 5       | 2412        | 26      | 2454        |
|                 | 6       | 2414        | 27      | 2456        |
|                 | 7       | 2416        | 28      | 2458        |
|                 | 8       | 2418        | 29      | 2460        |
|                 | 9       | 2420        | 30      | 2462        |
|                 | 10      | 2422        | 31      | 2464        |
|                 | 11      | 2424        | 32      | 2466        |
|                 | 12      | 2426        | 33      | 2468        |
|                 | 13      | 2428        | 34      | 2470        |
|                 | 14      | 2430        | 35      | 2472        |
|                 | 15      | 2432        | 36      | 2474        |
|                 | 16      | 2434        | 37      | 2476        |
|                 | 17      | 2436        | 38      | 2478        |
|                 | 18      | 2438        | 39      | 2480        |
|                 | 19      | 2440        | -       | -           |
| 20              | 2442    | -           | -       |             |



## 2.2 Test Mode

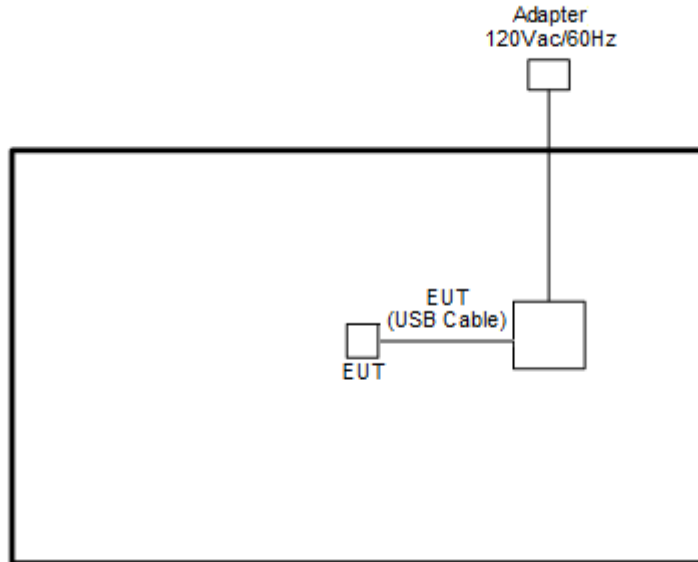
- a. The EUT has been associated with peripherals and configuration operated in a manner tended to maximize its emission characteristics in a typical application. Frequency range investigated: conduction emission (150 kHz to 30 MHz), radiation emission (9 kHz to the 10th harmonic of the highest fundamental frequency or to 40 GHz, whichever is lower). For radiated measurement, pre-scanned in three orthogonal panels, X, Y, Z. The worst cases (X plane) were recorded in this report.
- b. AC power line Conducted Emission was tested under maximum output power.

The following summary table is showing all test modes to demonstrate in compliance with the standard.

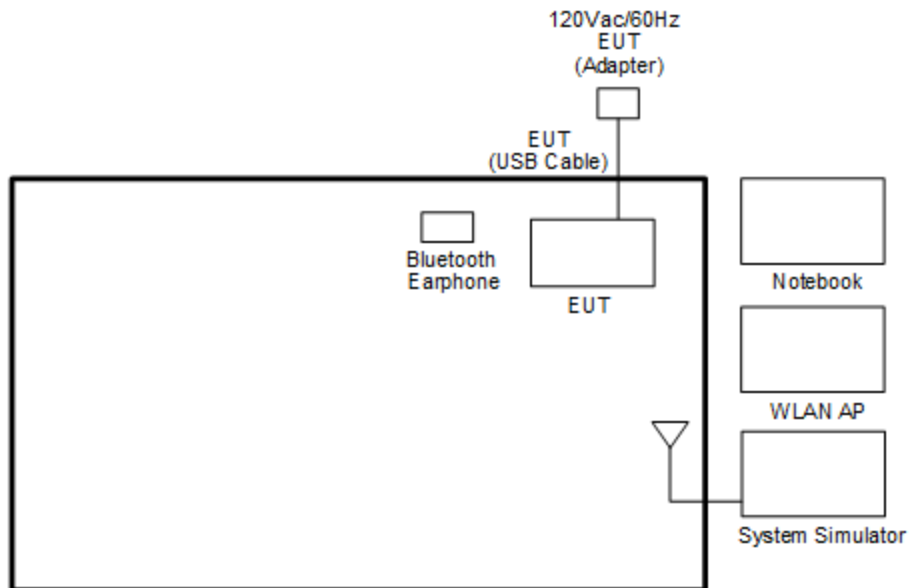
| Summary table of Test Cases  |  |
|--|--|
| Test Item  | Data Rate / Modulation   |
|  | Bluetooth – LE / GFSK  |
| Conducted TCs  | Mode 1: Bluetooth Tx CH00_2402 MHz_1Mbps<br>Mode 2: Bluetooth Tx CH19_2440 MHz_1Mbps<br>Mode 3: Bluetooth Tx CH39_2480 MHz_1Mbps |
| Radiated TCs   | Mode 1: Bluetooth Tx CH00_2402 MHz_1Mbps<br>Mode 2: Bluetooth Tx CH19_2440 MHz_1Mbps<br>Mode 3: Bluetooth Tx CH39_2480 MHz_1Mbps |
| AC Conducted Emission  | Mode 1: GSM850 Idle + Bluetooth Link + WLAN (2.4GHz) Link + MP3 + Battery + USB Cable 1 Type C (Charging from Adapter 1)         |
| <b>Remark:</b> For Radiated Test Cases, The tests were performance with Adapter 1, and USB Cable 1 Type C. |  |

## 2.3 Connection Diagram of Test System

<Bluetooth – LE Tx Mode>



<AC Conducted Emission Mode>





## 2.4 Support Unit used in test configuration and system

| Item | Equipment        | Trade Name | Model Name     | FCC ID                                       | Data Cable | Power Cord   |
|------|------------------|------------|----------------|--|------------|--|
| 1.   | System Simulator | R&S        | CMU 200        | N/A  | N/A        | Unshielded, 1.8 m  |
| 2.   | WLAN AP          | D-Link     | DIR-628        | KA2DIR628A2                                  | N/A        | Unshielded, 1.8 m  |
| 3.   | Notebook         | DELL       | Latitude E6320 | FCC DoC/<br>Contains FCC ID:<br>QDS-BRCM1054 | N/A        | AC I/P:<br>Unshielded, 1.2 m<br>DC O/P:<br>Shielded, 1.8 m |
| 4.   | SD Card          | SanDisk    | MicroSD HC     | FCC DoC                                      | N/A        | N/A  |

## 2.5 EUT Operation Test Setup

The RF test items, utility “QRCT” was installed in Notebook which was programmed in order to make the EUT get into the engineering modes to provide channel selection, power level, data rate and the application type and for continuous transmitting signals.

## 2.6 Measurement Results Explanation Example

For all conducted test items:

The offset level is set in the spectrum analyzer to compensate the RF cable loss and attenuator factor between EUT conducted output port and spectrum analyzer. With the offset compensation, the spectrum analyzer reading level is exactly the EUT RF output level.

Example :

The spectrum analyzer offset is derived from RF cable loss and attenuator factor.

$$\text{Offset} = \text{RF cable loss} + \text{attenuator factor}.$$

Following shows an offset computation example with cable loss 4.2 dB and 10dB attenuator.

$$\begin{aligned} \text{Offset(dB)} &= \text{RF cable loss(dB)} + \text{attenuator factor(dB)}. \\ &= 4.2 + 10 = 14.2 \text{ (dB)} \end{aligned}$$

### 3 Test Result

#### 3.1 6dB and 99% Bandwidth Measurement

##### 3.1.1 Limit of 6dB and 99% Bandwidth

The minimum 6 dB bandwidth shall be at least 500 kHz.

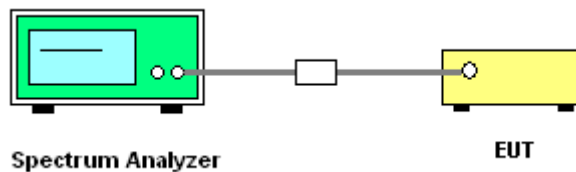
##### 3.1.2 Measuring Instruments

The section 4.0 of List of Measuring Equipment of this test report is used for test.

##### 3.1.3 Test Procedures

1. The testing follows FCC KDB Publication No. 558074 D01 DTS Meas. Guidance v04.
2. The RF output of EUT was connected to the spectrum analyzer by RF cable and attenuator. The path loss was compensated to the results for each measurement.
3. Set to the maximum power setting and enable the EUT transmit continuously.
4. Make the measurement with the spectrum analyzer's resolution bandwidth (RBW) = 100 kHz. Set the Video bandwidth (VBW) = 300 kHz. In order to make an accurate measurement. The 6 dB bandwidth must be greater than 500 kHz.
5. For 99% Bandwidth Measurement, the spectrum analyzer's resolution bandwidth (RBW) is set 30kHz and set the Video bandwidth (VBW) = 100kHz.
6. Measure and record the results in the test report.

##### 3.1.4 Test Setup



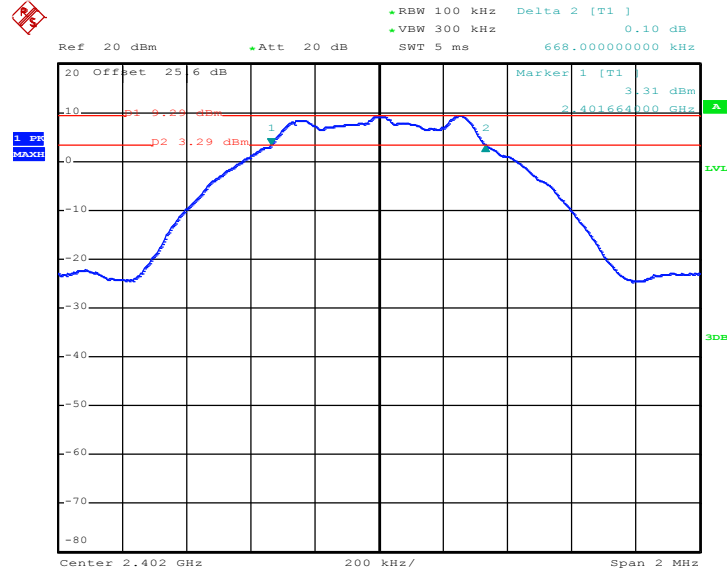


### 3.1.5 Test Result of 6dB Bandwidth

Please refer to Appendix A.

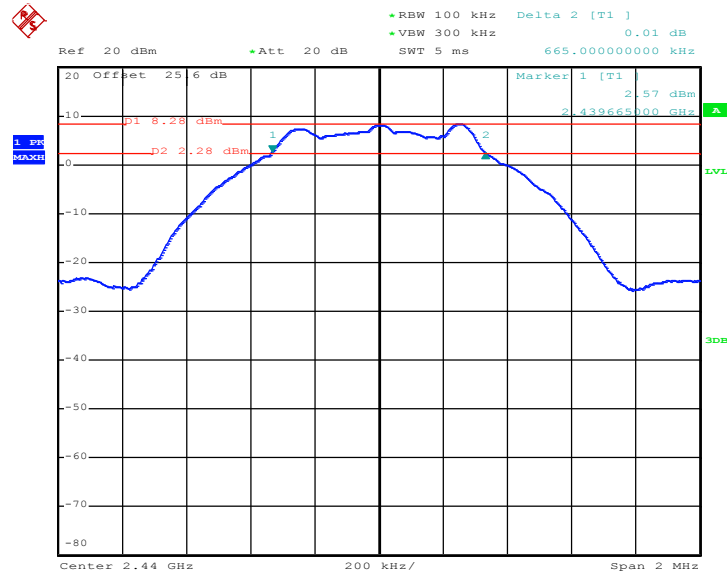
<1Mbps>

#### 6 dB Bandwidth Plot on Channel 00



Date: 15.FEB.2018 19:06:05

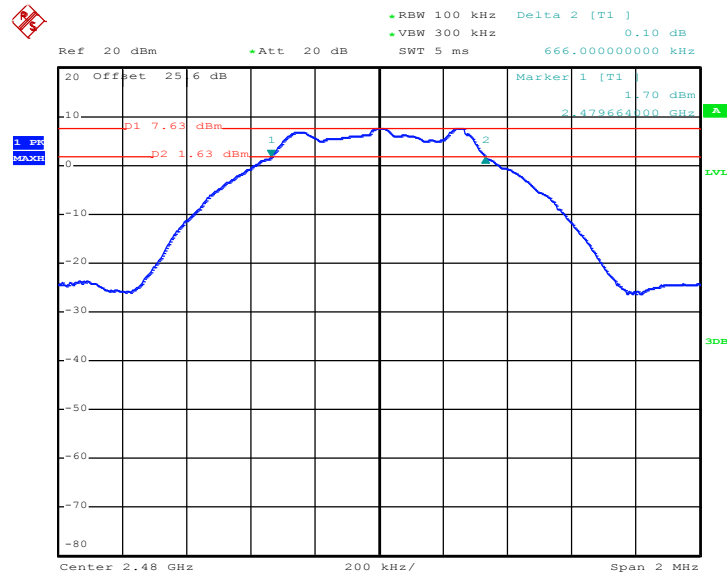
#### 6 dB Bandwidth Plot on Channel 19



Date: 15.FEB.2018 19:13:37



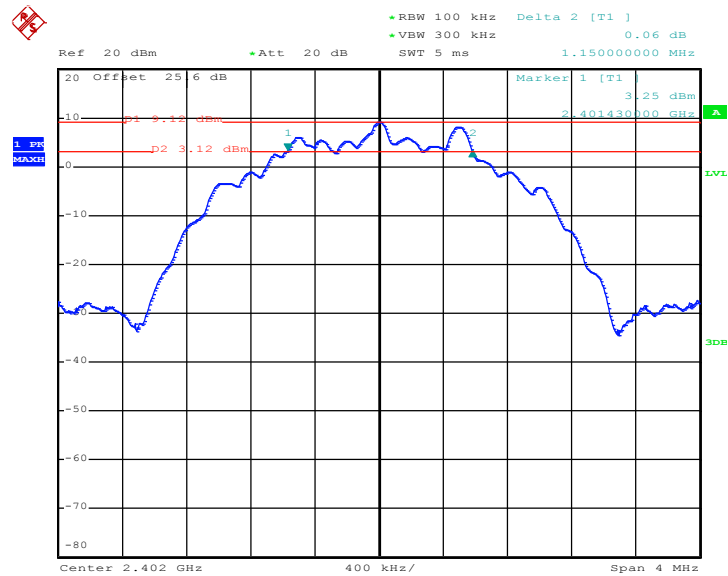
6 dB Bandwidth Plot on Channel 39



Date: 15.FEB.2018 19:19:18

<2Mbps>

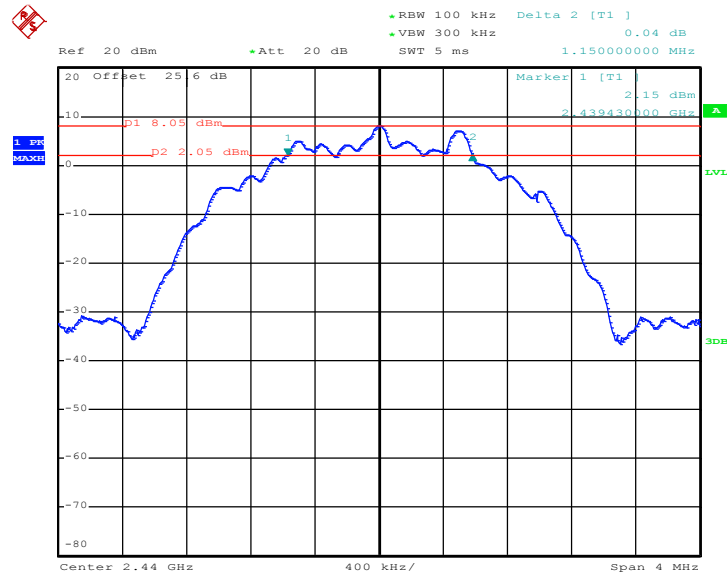
6 dB Bandwidth Plot on Channel 00



Date: 15.FEB.2018 18:13:34

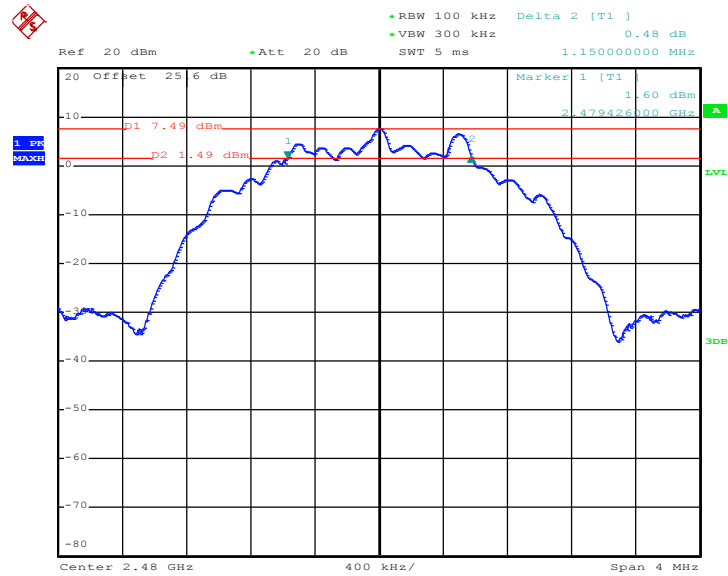


6 dB Bandwidth Plot on Channel 19



Date: 15.FEB.2018 18:26:51

6 dB Bandwidth Plot on Channel 39



Date: 15.FEB.2018 18:34:30

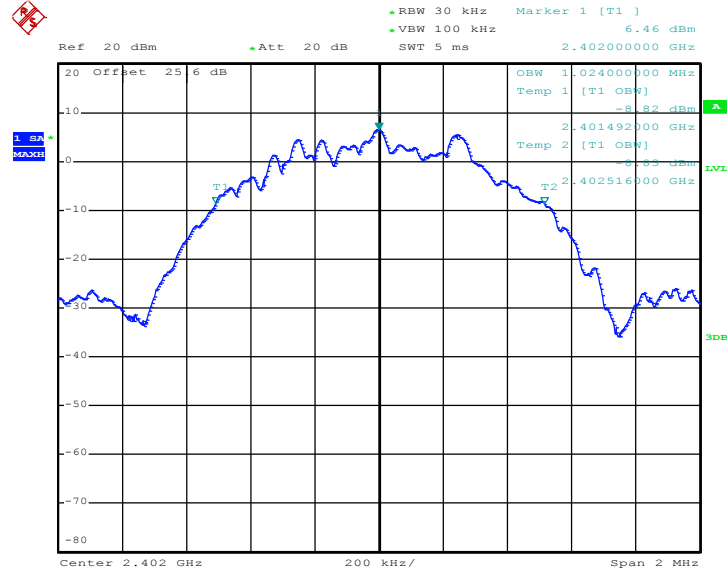


### 3.1.6 Test Result of 99% Occupied Bandwidth

Please refer to Appendix A.

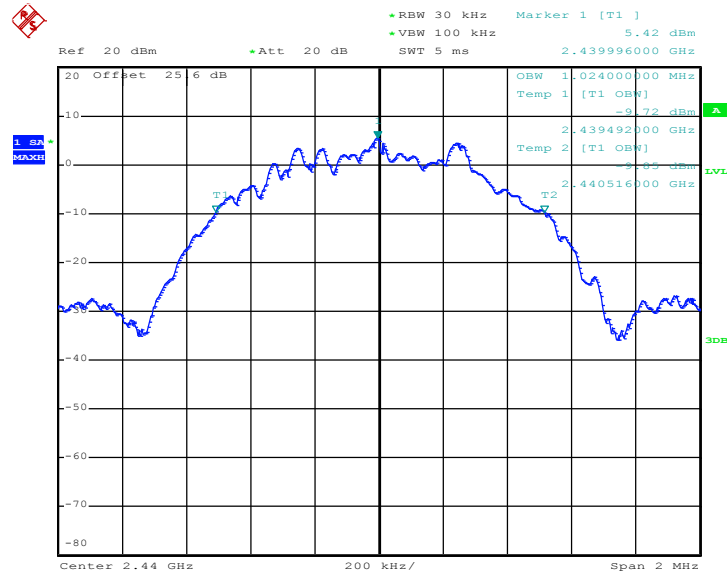
<1Mbps>

#### 99% Bandwidth Plot on Channel 00



Date: 15.FEB.2018 19:11:09

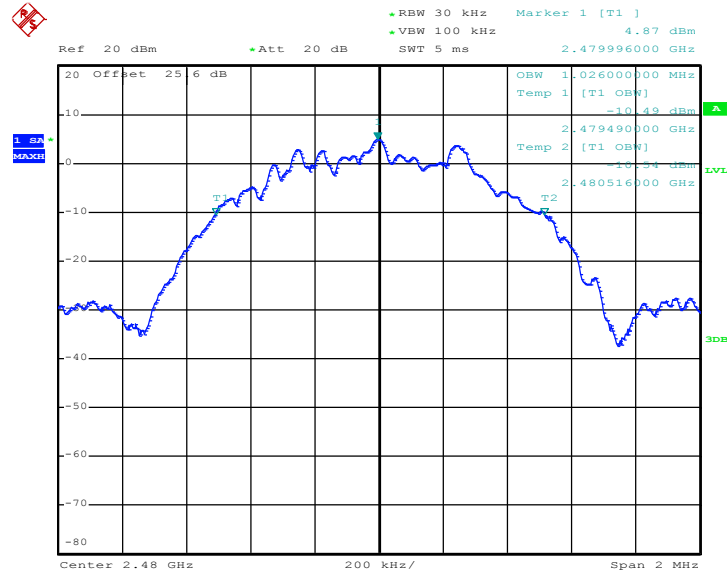
#### 99% Occupied Bandwidth Plot on Channel 19



Date: 15.FEB.2018 19:16:58



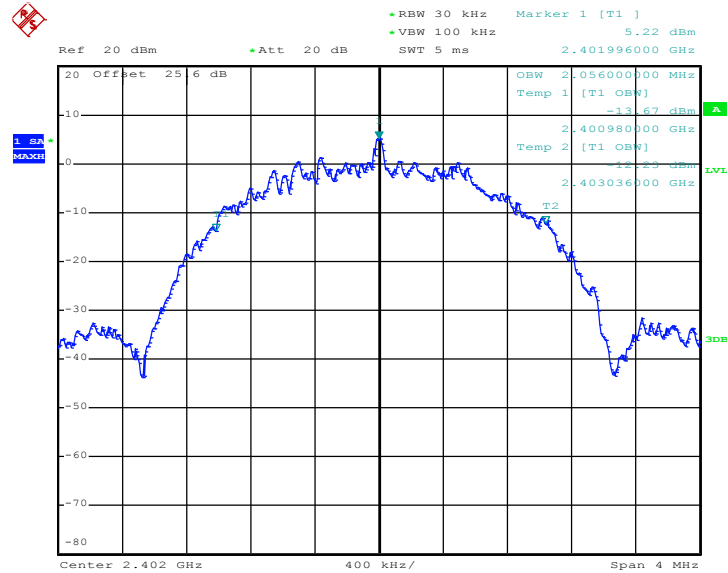
99% Occupied Bandwidth Plot on Channel 39



Date: 15.FEB.2018 19:21:51

<2Mbps>

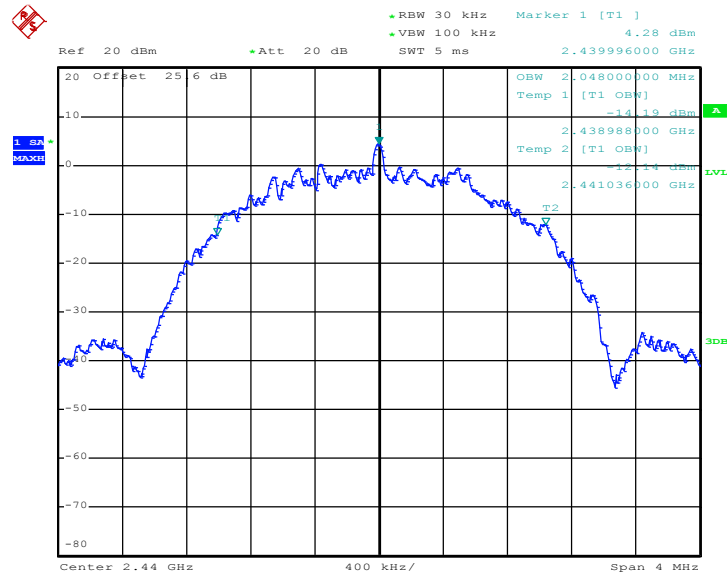
99% Bandwidth Plot on Channel 00



Date: 15.FEB.2018 18:21:30

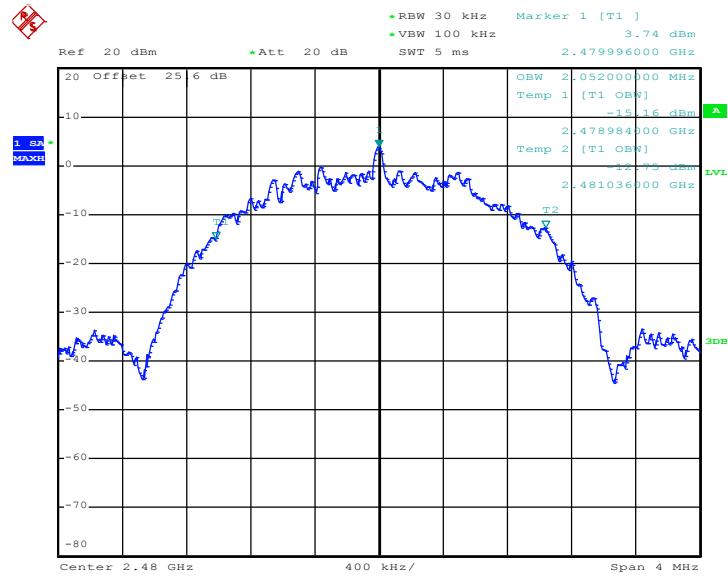


99% Occupied Bandwidth Plot on Channel 19



Date: 15.FEB.2018 18:31:43

99% Occupied Bandwidth Plot on Channel 39



Date: 15.FEB.2018 18:37:34

Note : The occupied channel bandwidth is maintained within the band of operation for all of the modulations.

## 3.2 Output Power Measurement

### 3.2.1 Limit of Output Power

For systems using digital modulation in the 2400-2483.5MHz, the limit for peak output power is 30dBm. If transmitting antenna of directional gain greater than 6dBi is used, the peak output power from the intentional radiator shall be reduced below the above stated value by the amount in dB that the directional gain of the antenna exceeds 6 dBi. In case of point-to-point operation, the limit has to be reduced by 1dB for every 3dB that the directional gain of the antenna exceeds 6dBi.

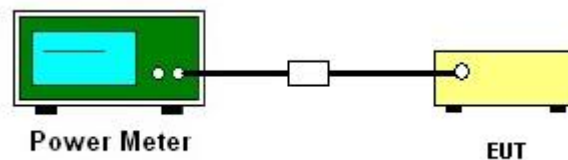
### 3.2.2 Measuring Instruments

The section 4.0 of List of Measuring Equipment of this test report is used for test.

### 3.2.3 Test Procedures

1. The testing follows the Measurement Procedure of FCC KDB No. 558074 DTS D01 Meas. Guidance v04 section 9.1.3 PKPM1 Peak power meter method.
2. The RF output of EUT was connected to the power meter by RF cable and attenuator. The path loss was compensated to the results for each measurement.
3. Set to the maximum power setting and enable the EUT transmit continuously.
4. Measure the conducted output power and record the results in the test report.

### 3.2.4 Test Setup



### 3.2.5 Test Result of Peak Output Power

Please refer to Appendix A.

### 3.2.6 Test Result of Average Output Power (Reporting Only)

Please refer to Appendix A.

### 3.3 Power Spectral Density Measurement

#### 3.3.1 Limit of Power Spectral Density

The peak power spectral density shall not be greater than 8dBm in any 3kHz band at any time interval of continuous transmission.

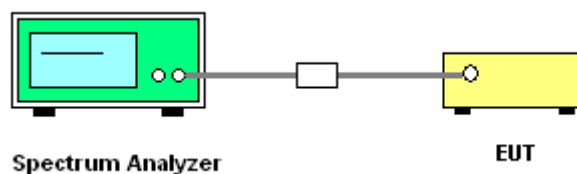
#### 3.3.2 Measuring Instruments

The section 4.0 of List of Measuring Equipment of this test report is used for test.

#### 3.3.3 Test Procedures

1. The testing follows Measurement Procedure 10.2 Method PKPSD of FCC KDB Publication No. 558074 D01 DTS Meas. Guidance v04
2. The RF output of EUT was connected to the spectrum analyzer by RF cable and attenuator. The path loss was compensated to the results for each measurement.
3. Set to the maximum power setting and enable the EUT transmit continuously.
4. Make the measurement with the spectrum analyzer's resolution bandwidth (RBW) = 3 kHz. Video bandwidth VBW = 10 kHz In order to make an accurate measurement, set the span to 1.5 times DTS Channel Bandwidth. (6dB BW)
5. Detector = peak, Sweep time = auto couple, Trace mode = max hold, Allow trace to fully stabilize. Use the peak marker function to determine the maximum power level.
6. Measure and record the results in the test report.
7. The Measured power density (dBm)/ 100kHz is a reference level and used as 20dBc down limit line for Conducted Band Edges and Conducted Spurious Emission.

#### 3.3.4 Test Setup



#### 3.3.5 Test Result of Power Spectral Density

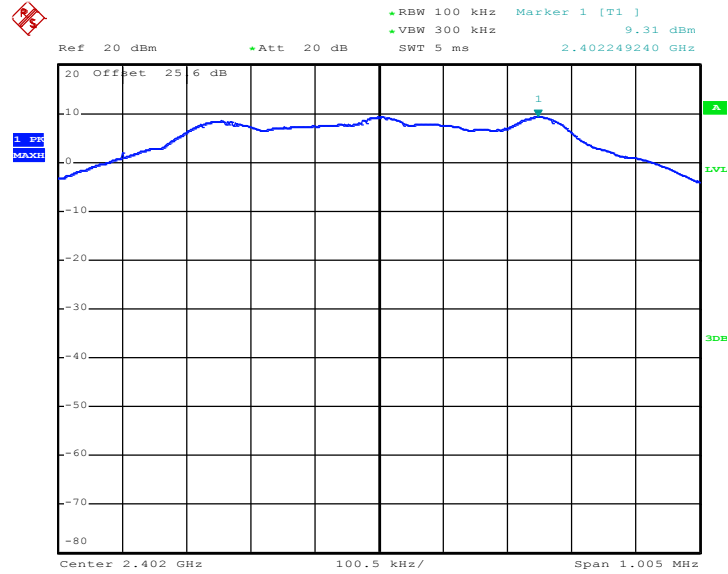
Please refer to Appendix A.



### 3.3.6 Test Result of Power Spectral Density Plots (100kHz)

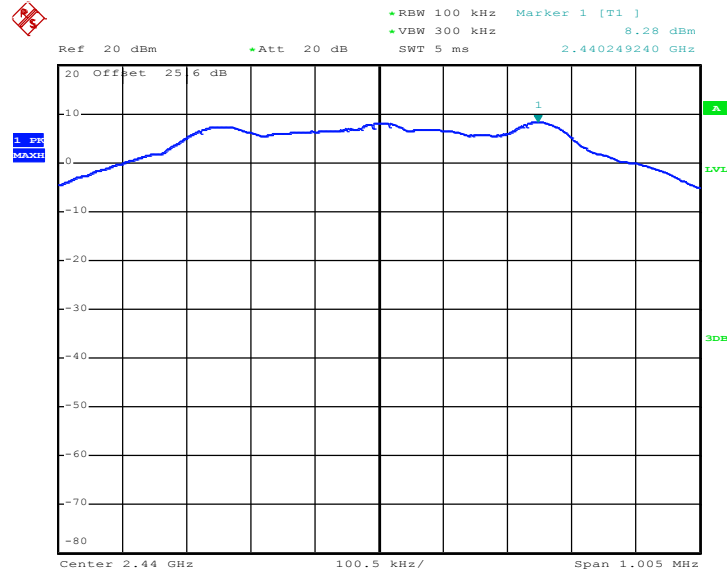
<1Mbps>

#### PSD 100kHz Plot on Channel 00



Date: 15.FEB.2018 19:08:16

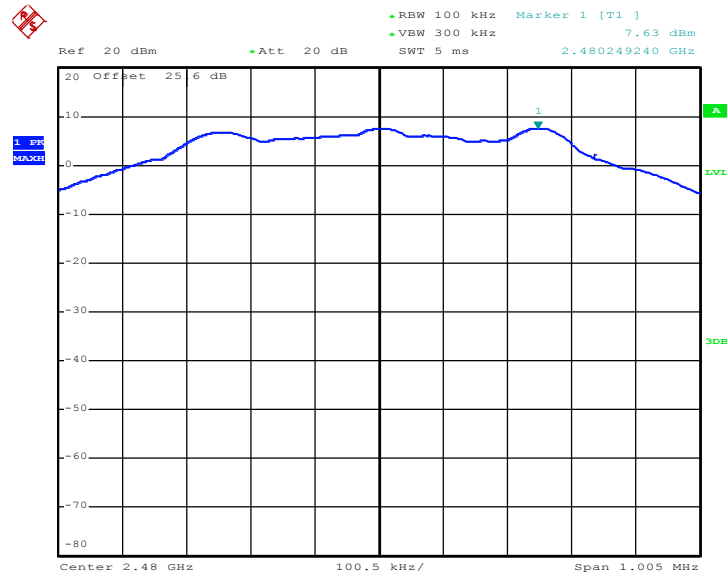
#### PSD 100kHz Plot on Channel 19



Date: 15.FEB.2018 19:14:50



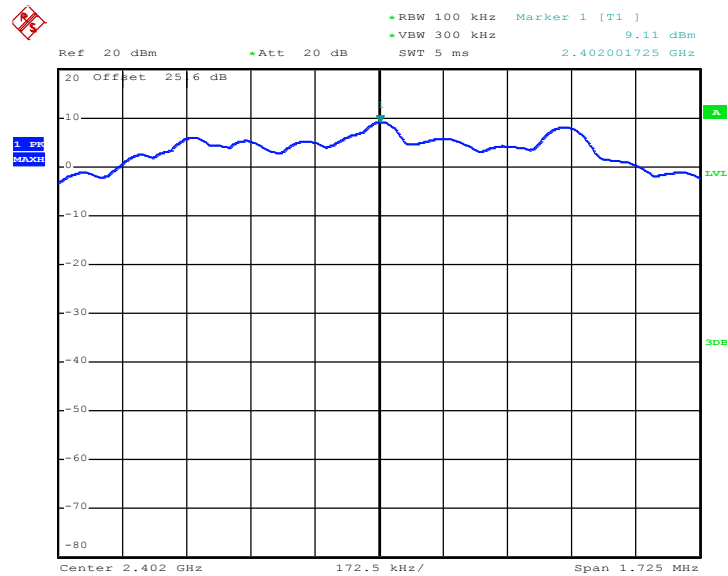
PSD 100kHz Plot on Channel 39



Date: 15.FEB.2018 19:20:17

<2Mbps>

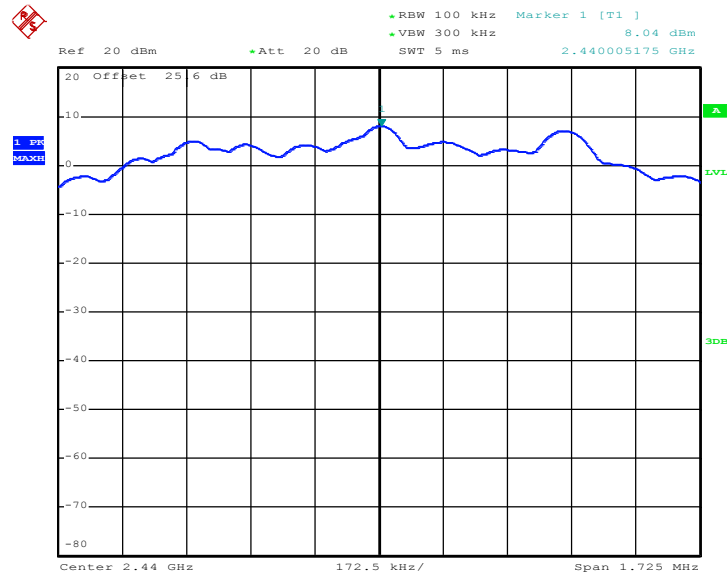
PSD 100kHz Plot on Channel 00



Date: 15.FEB.2018 18:18:10

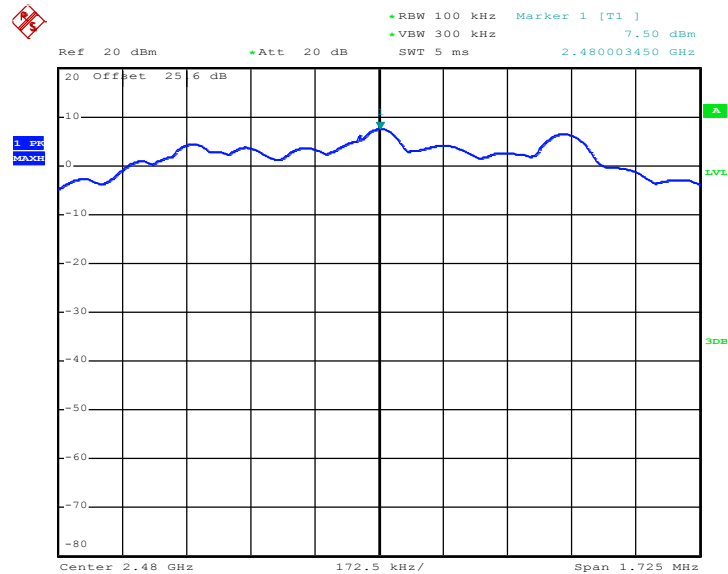


PSD 100kHz Plot on Channel 19



Date: 15.FEB.2018 18:28:56

PSD 100kHz Plot on Channel 39



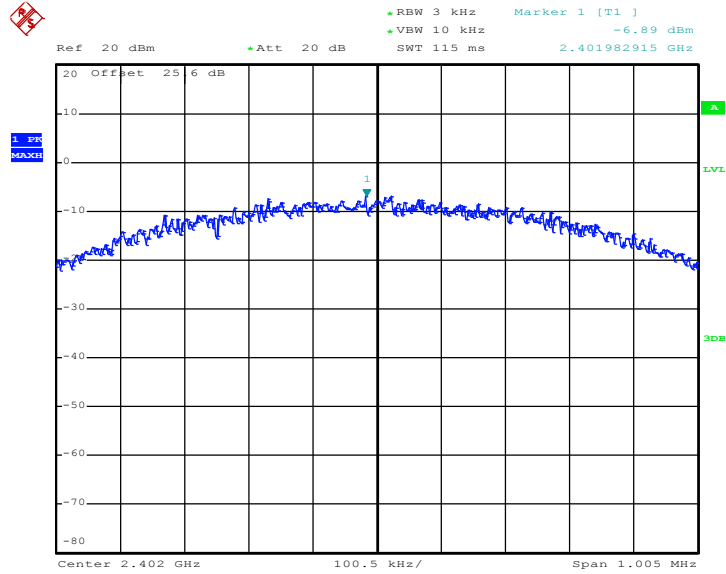
Date: 15.FEB.2018 18:35:43



### 3.3.7 Test Result of Power Spectral Density Plots (3kHz)

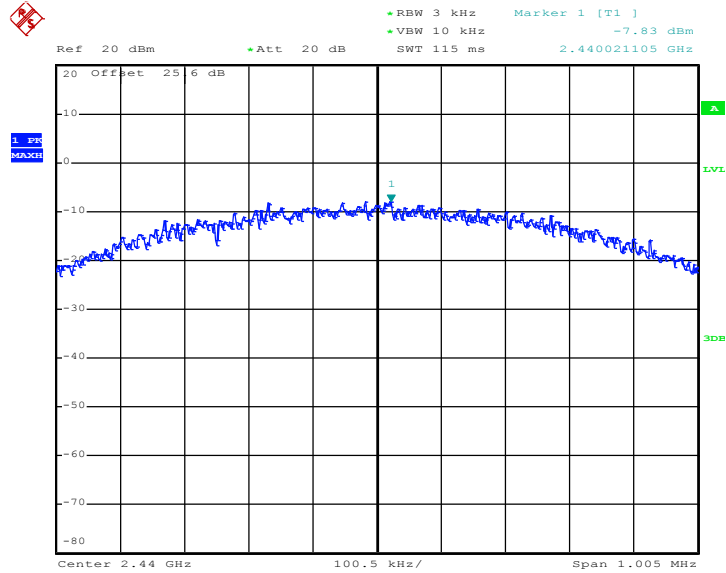
<1Mbps>

#### PSD 3kHz Plot on Channel 00



Date: 15.FEB.2018 19:07:46

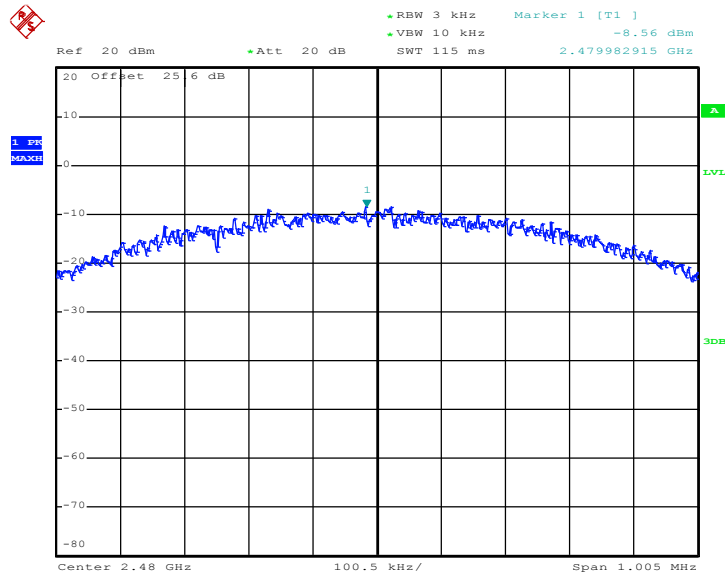
#### PSD 3kHz Plot on Channel 19



Date: 15.FEB.2018 19:14:28



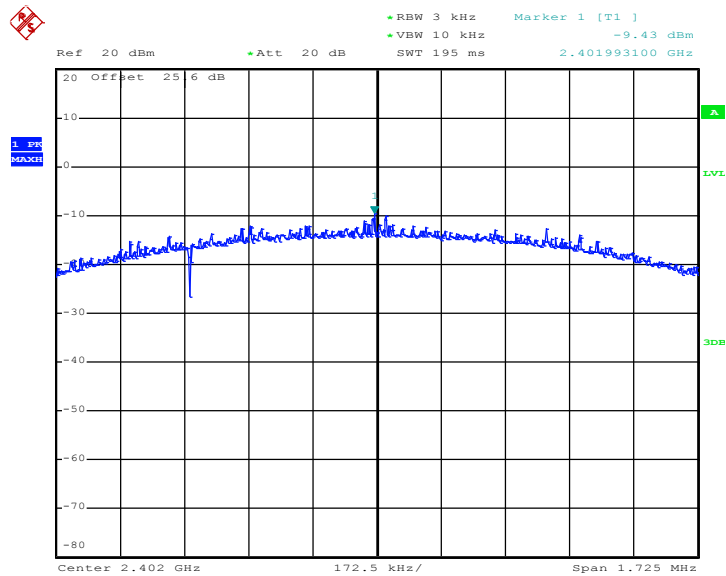
PSD 3kHz Plot on Channel 39



Date: 15.FEB.2018 19:19:34

<2Mbps>

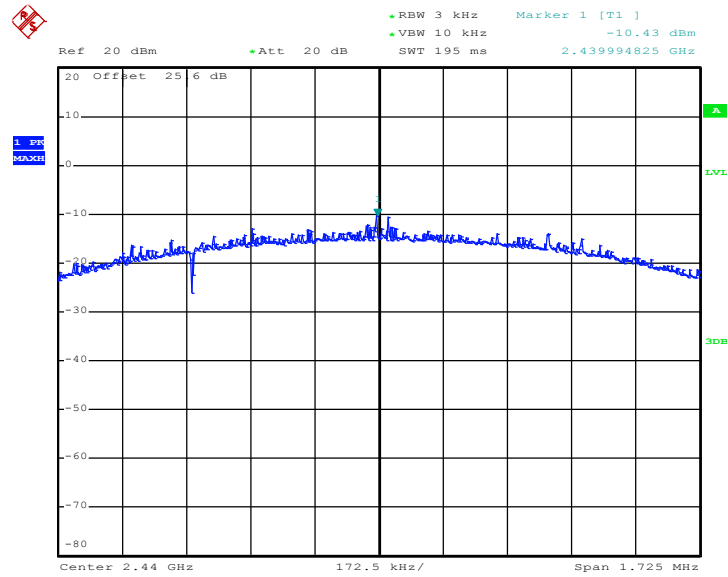
PSD 3kHz Plot on Channel 00



Date: 15.FEB.2018 18:16:00

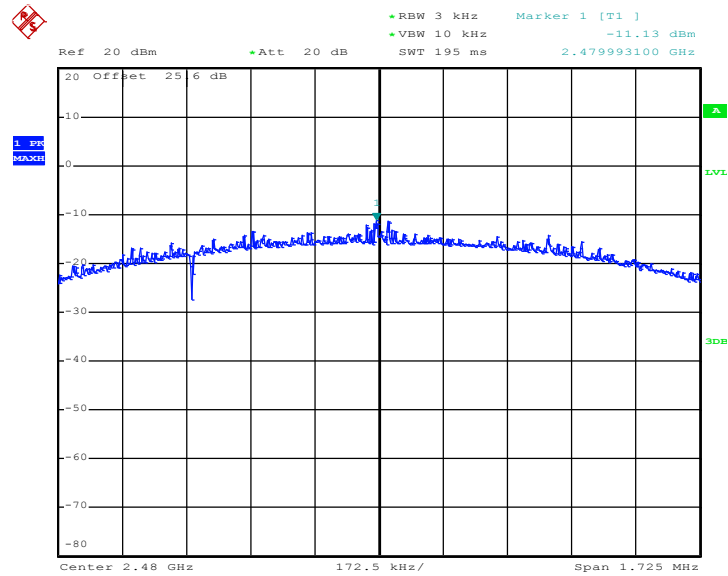


### PSD 3kHz Plot on Channel 19



Date: 15.FEB.2018 18:28:15

### PSD 3kHz Plot on Channel 39



Date: 15.FEB.2018 18:34:44

## 3.4 Conducted Band Edges and Spurious Emission Measurement

### 3.4.1 Limit of Conducted Band Edges and Spurious Emission

All harmonics/spurious must be at least 20 dB down from the highest emission level within the authorized band.

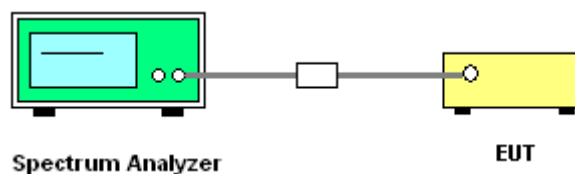
### 3.4.2 Measuring Instruments

The section 4.0 of List of Measuring Equipment of this test report is used for test.

### 3.4.3 Test Procedure

1. The testing follows FCC KDB Publication No. 558074 D01 DTS Meas. Guidance v04.
2. The RF output of EUT was connected to the spectrum analyzer by RF cable and attenuator. The path loss was compensated to the results for each measurement.
3. Set to the maximum power setting and enable the EUT transmit continuously.
4. Set RBW = 100 kHz, VBW=300 kHz, Peak Detector. Unwanted Emissions measured in any 100 kHz bandwidth outside of the authorized frequency band shall be attenuated by at least 20 dB relative to the maximum in-band peak PSD level in 100 kHz when maximum peak conducted output power procedure is used. If the transmitter complies with the conducted power limits based on the use of RMS averaging over a time interval, the attenuation required under this paragraph shall be 30 dB instead of 20 dB.
5. Measure and record the results in the test report.
6. The RF fundamental frequency should be excluded against the limit line in the operating frequency band.

### 3.4.4 Test Setup

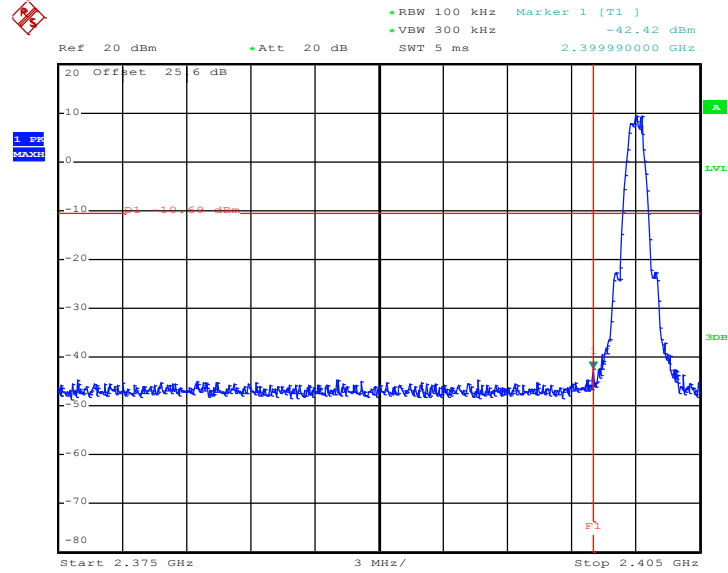




### 3.4.5 Test Result of Conducted Band Edges Plots

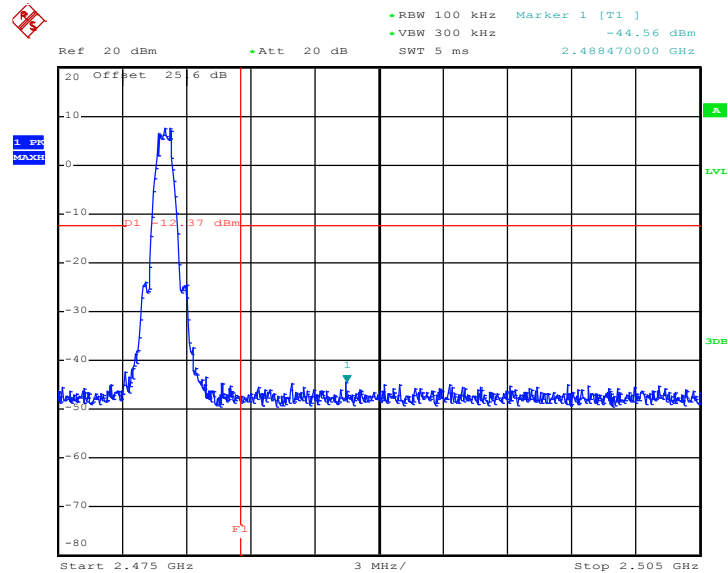
<1Mbps>

#### Low Band Edge Plot on Channel 00



Date: 15.FEB.2018 19:08:37

#### High Band Edge Plot on Channel 39

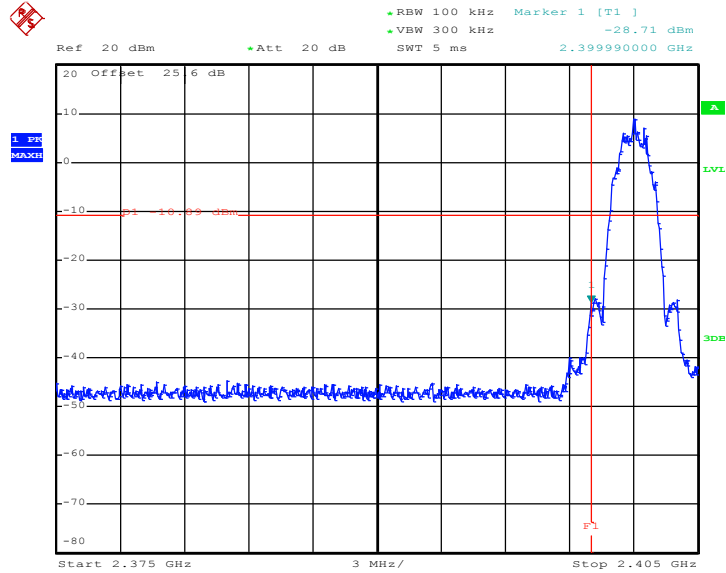


Date: 15.FEB.2018 19:20:29



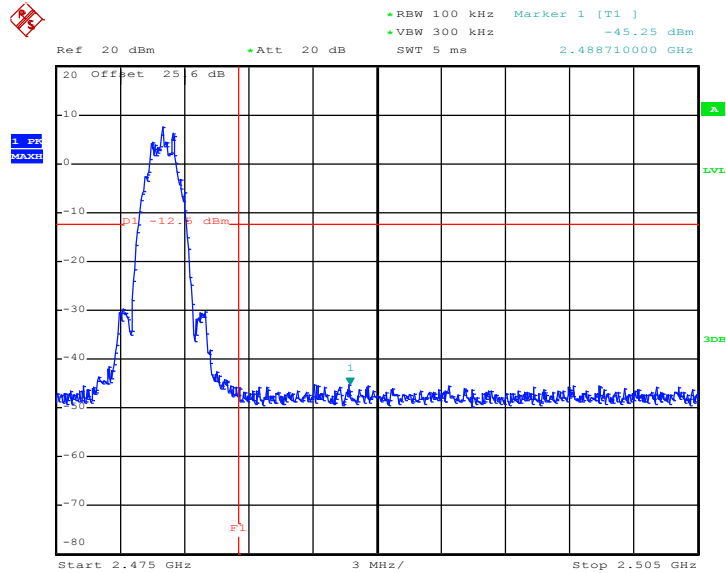
<2Mbps>

Low Band Edge Plot on Channel 00



Date: 15.FEB.2018 18:18:26

High Band Edge Plot on Channel 39

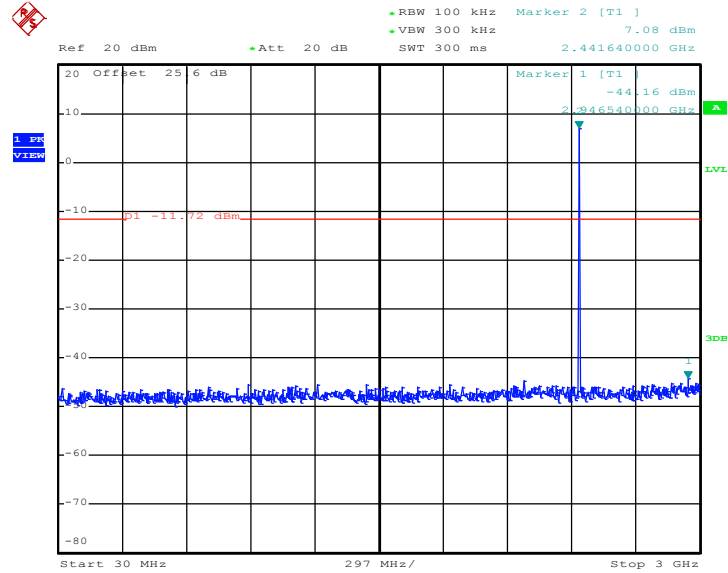


Date: 15.FEB.2018 18:35:54



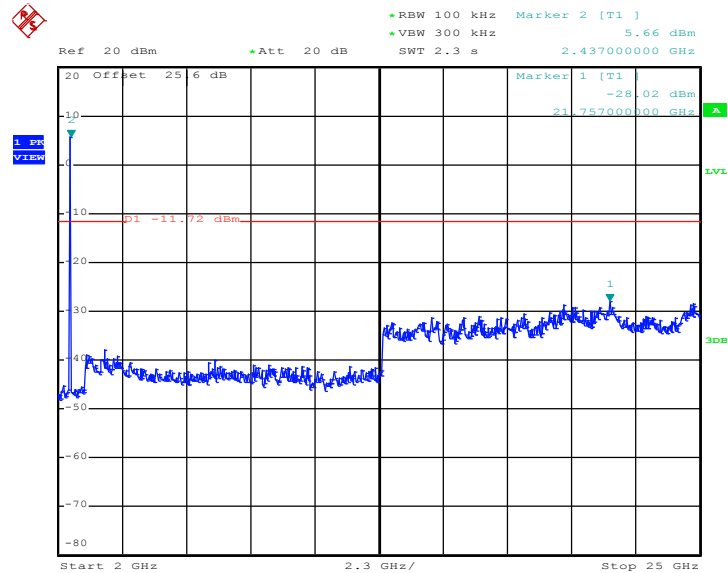


### Conducted Spurious Emission Plot on Bluetooth LE 1Mbps GFSK Channel 19



Date: 15.FEB.2018 19:15:04

### Conducted Spurious Emission Plot on Bluetooth LE 1Mbps GFSK Channel 19

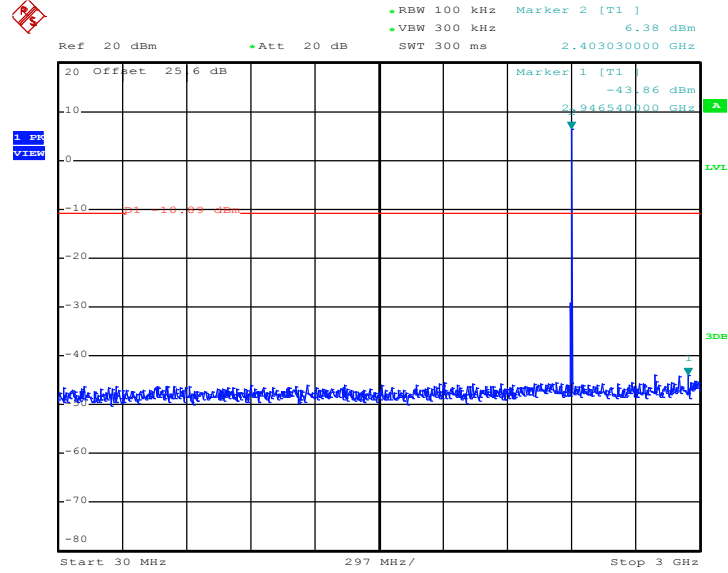


Date: 15.FEB.2018 19:15:12



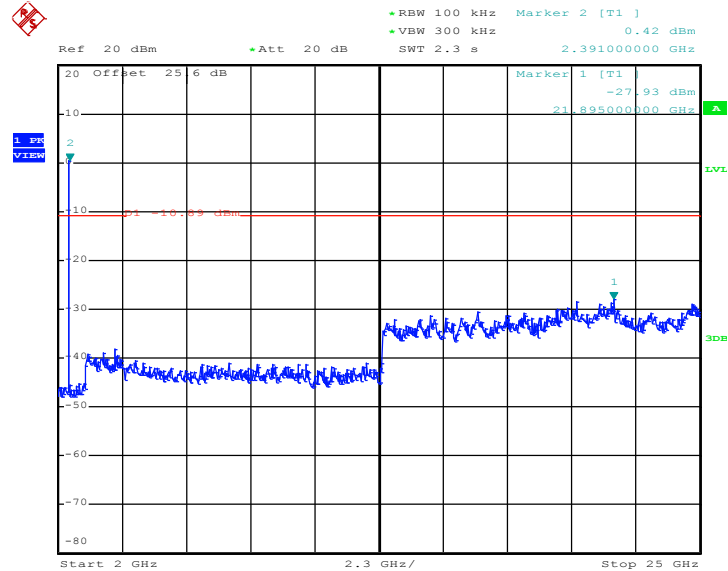


Conducted Spurious Emission Plot on Bluetooth LE 2Mbps GFSK Channel 00



Date: 15.FEB.2018 18:23:35

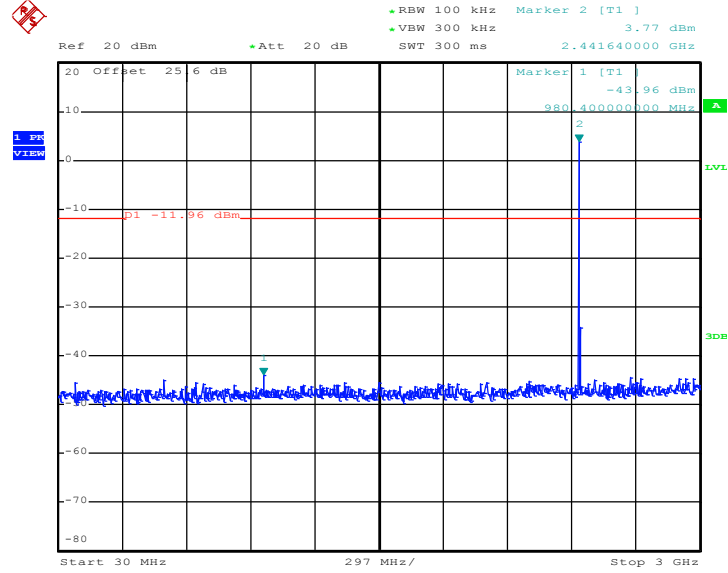
Conducted Spurious Emission Plot on Bluetooth LE 2Mbps GFSK Channel 00



Date: 15.FEB.2018 18:23:44

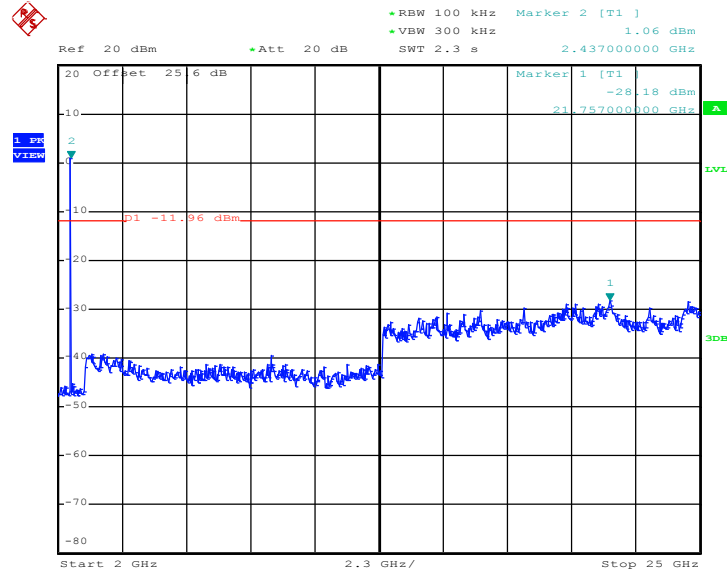


### Conducted Spurious Emission Plot on Bluetooth LE 2Mbps GFSK Channel 19



Date: 15.FEB.2018 18:29:08

### Conducted Spurious Emission Plot on Bluetooth LE 2Mbps GFSK Channel 19



Date: 15.FEB.2018 18:29:16





### 3.5 Radiated Band Edges and Spurious Emission Measurement

#### 3.5.1 Limit of Radiated Band Edges and Spurious Emission

In any 100 kHz bandwidth outside the intentional radiator frequency band, all harmonics/spurious must be at least 20 dB below the highest emission level within the authorized band. If the output power of this device was measured by spectrum analyzer, the attenuation under this paragraph shall be 30 dB instead of 20 dB. In addition, radiated emissions which fall in the restricted bands must also comply with the limits as below.

| Frequency (MHz) | Field Strength (microvolts/meter) | Measurement Distance (meters) |
|-----------------|-----------------------------------|-------------------------------|
| 0.009 – 0.490   | 2400/F(kHz)                       | 300                           |
| 0.490 – 1.705   | 24000/F(kHz)                      | 30                            |
| 1.705 – 30.0    | 30                                | 30                            |
| 30 – 88         | 100                               | 3                             |
| 88 – 216        | 150                               | 3                             |
| 216 - 960       | 200                               | 3                             |
| Above 960       | 500                               | 3                             |

#### 3.5.2 Measuring Instruments

The section 4.0 of List of Measuring Equipment of this test report is used for test.

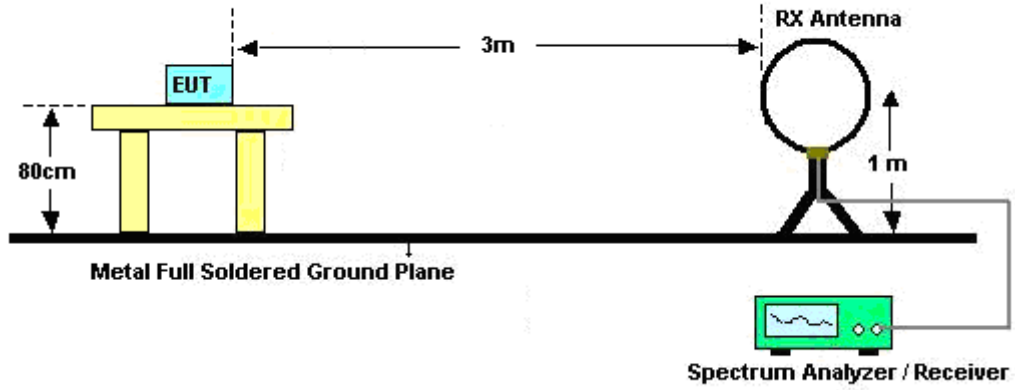


### 3.5.3 Test Procedures

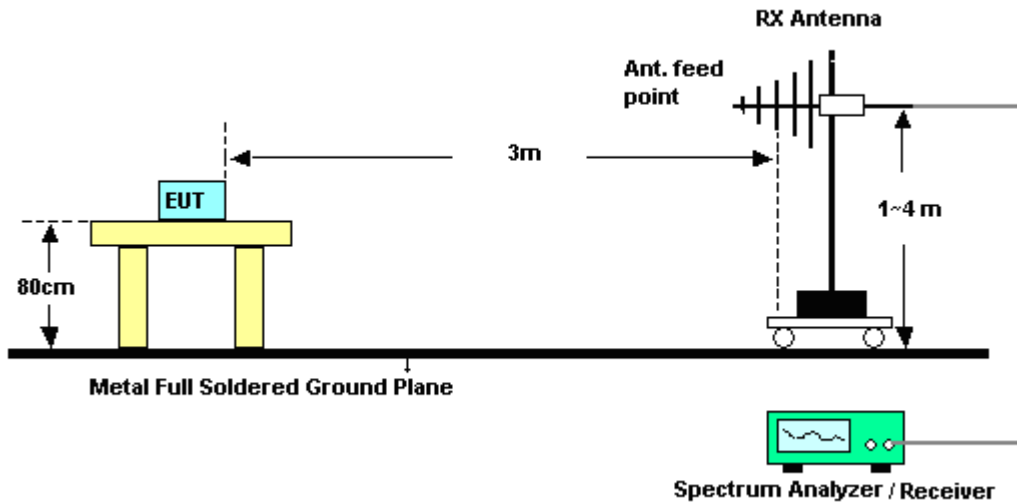
1. The testing follows FCC KDB Publication No. 558074 D01 DTS Meas. Guidance v04.
2. The EUT was arranged to its worst case and then tune the antenna tower (from 1 m to 4 m) and turntable (from 0 degree to 360 degrees) to find the maximum reading. A pre-amp and a high pass filter are used for the test in order to get better signal level.
3. The EUT was placed on a turntable with 0.8 meter for frequency below 1GHz and 1.5 meter for frequency above 1GHz respectively above ground.
4. The EUT was set 3 meters from the interference receiving antenna, which was mounted on the top of a variable height antenna tower.
5. Corrected Reading: Antenna Factor + Cable Loss + Read Level - Preamp Factor = Level
6. For testing below 1GHz, if the emission level of the EUT in peak mode was 3 dB lower than the limit specified, then peak values of EUT will be reported, otherwise, the emissions will be repeated one by one using the CISPR quasi-peak method and reported.
7. For testing above 1GHz, the emission level of the EUT in peak mode was 20dB lower than average limit (that means the emission level in average mode also complies with the limit in average mode), then peak values of EUT will be reported, otherwise, the emissions will be measured in average mode again and reported.
8. Use the following spectrum analyzer settings:
  - (1) Span shall wide enough to fully capture the emission being measured;
  - (2) Set RBW=100 kHz for  $f < 1$  GHz;  $VBW \geq RBW$ ; Sweep = auto; Detector function = peak; Trace = max hold;
  - (3) Set RBW = 1 MHz, VBW= 3MHz for  $f \geq 1$  GHz for peak measurement.  
For average measurement:
    - $VBW = 10$  Hz, when duty cycle is no less than 98 percent.
    - $VBW \geq 1/T$ , when duty cycle is less than 98 percent where T is the minimum transmission duration over which the transmitter is on and is transmitting at its maximum power control level for the tested mode of operation.

### 3.5.4 Test Setup

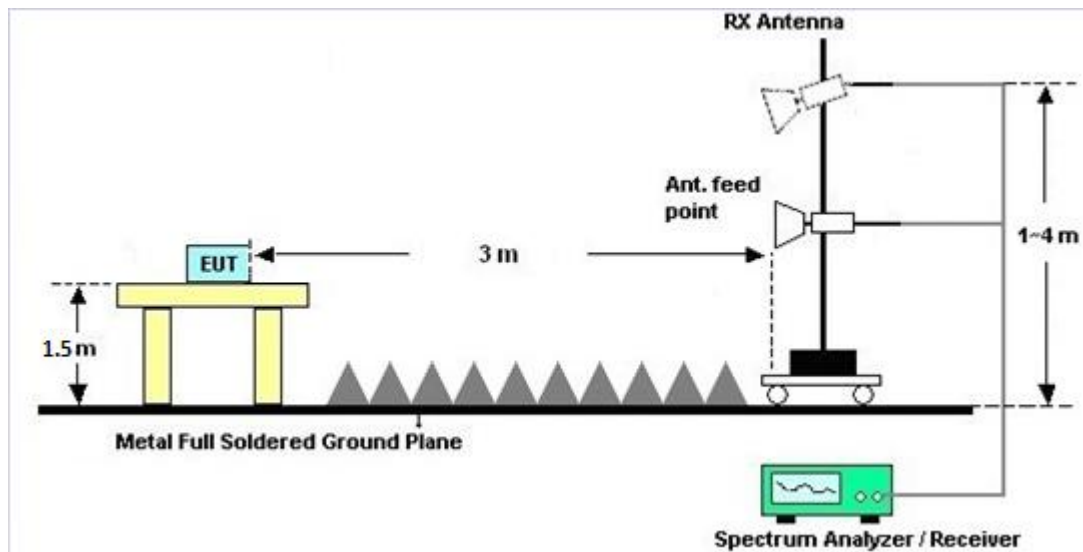
For radiated emissions below 30MHz



For radiated emissions from 30MHz to 1GHz



For radiated emissions above 1GHz



### 3.5.5 Test Results of Radiated Spurious Emissions (9 kHz ~ 30 MHz)

The low frequency, which started from 9 kHz to 30MHz, was pre-scanned and the result which was 20dB lower than the limit line was not reported.

There is a comparison data of both open-field test site and semi-Anechoic chamber, and the result came out very similar.

### 3.5.6 Test Result of Radiated Spurious at Band Edges

Please refer to Appendix C and D.

### 3.5.7 Duty Cycle

Please refer to Appendix E.

### 3.5.8 Test Result of Radiated Spurious Emission (30MHz ~ 10th Harmonic)

Please refer to Appendix C and D.



### 3.6 AC Conducted Emission Measurement

#### 3.6.1 Limit of AC Conducted Emission

For equipment that is designed to be connected to the public utility (AC) power line, the radio frequency voltage that is conducted back onto the AC power line on any frequency or frequencies within the band 150 kHz to 30 MHz shall not exceed the limits in the following table.

| Frequency of emission (MHz) | Conducted limit (dBµV) |           |
|-----------------------------|------------------------|-----------|
|                             | Quasi-peak             | Average   |
| 0.15-0.5                    | 66 to 56*              | 56 to 46* |
| 0.5-5                       | 56                     | 46        |
| 5-30                        | 60                     | 50        |

\*Decreases with the logarithm of the frequency.

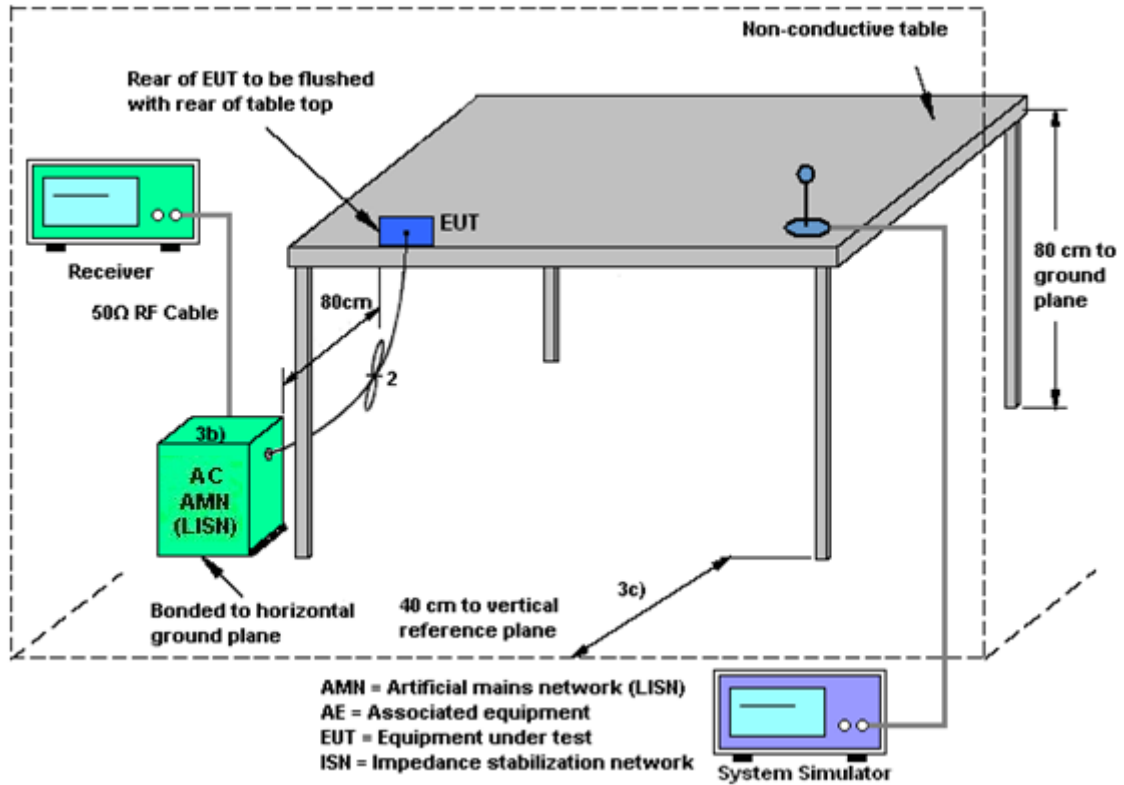
#### 3.6.2 Measuring Instruments

The section 4.0 of List of Measuring Equipment of this test report is used for test.

#### 3.6.3 Test Procedures

1. The EUT was placed 0.4 meter from the conducting wall of the shielding room was kept at least 80 centimeters from any other grounded conducting surface.
2. Connect EUT to the power mains through a line impedance stabilization network (LISN).
3. All the support units are connecting to the other LISN.
4. The LISN provides 50 ohm coupling impedance for the measuring instrument.
5. The FCC states that a 50 ohm, 50 microhenry LISN should be used.
6. Both sides of AC line were checked for maximum conducted interference.
7. The frequency range from 150 kHz to 30 MHz was searched.
8. Set the test-receiver system to Peak Detect Function and specified bandwidth (IF Bandwidth = 9kHz) with Maximum Hold Mode. Then measurement is also conducted by Average Detector and Quasi-Peak Detector Function respectively.

### 3.6.4 Test Setup



### 3.6.5 Test Result of AC Conducted Emission

Please refer to Appendix B.



## **3.7 Antenna Requirements**

### **3.7.1 Standard Applicable**

If directional gain of transmitting antennas is greater than 6dBi, the power shall be reduced by the same level in dB comparing to gain minus 6dBi. The use of a permanently attached antenna or of an antenna that uses a unique coupling to the intentional radiator shall be considered sufficient to comply with the rule.

### **3.7.2 Antenna Anti-Replacement Construction**

An embedded-in antenna design is used.

### **3.7.3 Antenna Gain**

The antenna peak gain of EUT is less than 6 dBi. Therefore, it is not necessary to reduce maximum peak output power limit.



## 4 List of Measuring Equipment

| Instrument           | Manufacturer    | Model No.                  | Serial No.         | Characteristics                     | Calibration Date | Test Date                       | Due Date      | Remark                   |
|----------------------|-----------------|----------------------------|--------------------|-------------------------------------|------------------|---------------------------------|---------------|--------------------------|
| Power Meter          | Agilent         | E4416A                     | GB412923<br>44     | N/A                                 | Dec. 20, 2017    | Jan. 25, 2018~<br>Feb. 15, 2018 | Dec. 19, 2018 | Conducted<br>(TH02-HY)   |
| Power Sensor         | Agilent         | E9327A                     | US404415<br>48     | 50MHz~18GHz                         | Dec. 20, 2017    | Jan. 25, 2018~<br>Feb. 15, 2018 | Dec. 19, 2018 | Conducted<br>(TH02-HY)   |
| Spectrum Analyzer    | Rohde & Schwarz | FSP40                      | 100055             | 9kHz~40GHz                          | Jun. 20, 2017    | Jan. 25, 2018~<br>Feb. 15, 2018 | Jun. 19, 2018 | Conducted<br>(TH02-HY)   |
| AC Power Source      | ChainTek        | APC-1000W                  | N/A                | N/A                                 | N/A              | Feb. 09, 2018                   | N/A           | Conduction<br>(CO05-HY)  |
| EMI Test Receiver    | Rohde & Schwarz | ESCI 7                     | 100724             | 9kHz~7GHz                           | Sep. 20, 2017    | Feb. 09, 2018                   | Sep. 19, 2018 | Conduction<br>(CO05-HY)  |
| LISN                 | Rohde & Schwarz | ENV216                     | 100080             | 9kHz~30MHz                          | Nov. 30, 2017    | Feb. 09, 2018                   | Nov. 29, 2018 | Conduction<br>(CO05-HY)  |
| Amplifier            | MITEQ           | TTA1840-35-<br>HG          | 1871923            | 18GHz~40GHz,<br>VSWR : 2.5:1<br>max | Jul. 18, 2017    | Feb. 13, 2018~<br>Feb. 24, 2018 | Jul. 17, 2018 | Radiation<br>(03CH11-HY) |
| Amplifier            | SONOMA          | 310N                       | 187312             | 9kHz~1GHz                           | Nov. 10, 2016    | Feb. 13, 2018~<br>Feb. 24, 2018 | Nov. 09, 2018 | Radiation<br>(03CH11-HY) |
| Bilog Antenna        | TESEQ           | CBL<br>6111D&N-6-0<br>6    | 35414&AT-<br>N0602 | 30MHz~1GHz                          | Oct. 14, 2017    | Feb. 13, 2018~<br>Feb. 24, 2018 | Oct. 13, 2018 | Radiation<br>(03CH11-HY) |
| Horn Antenna         | SCHWARZBE<br>CK | BBHA 9120 D                | 9120D-132<br>6     | 1GHz ~ 18GHz                        | Oct. 16, 2017    | Feb. 13, 2018~<br>Feb. 24, 2018 | Oct. 15, 2018 | Radiation<br>(03CH11-HY) |
| Loop Antenna         | Rohde & Schwarz | HFH2-Z2                    | 100488             | 9 kHz~30 MHz                        | Nov. 23, 2017    | Feb. 13, 2018~<br>Feb. 24, 2018 | Nov. 22, 2019 | Radiation<br>(03CH11-HY) |
| Preamplifier         | Keysight        | 83017A                     | MY532700<br>80     | 1GHz~26.5GHz                        | Nov. 10, 2016    | Feb. 13, 2018~<br>Feb. 24, 2018 | Nov. 09, 2018 | Radiation<br>(03CH11-HY) |
| Spectrum Analyzer    | Keysight        | N9010A                     | MY542004<br>86     | 10Hz ~ 44GHz                        | Oct. 19, 2017    | Feb. 13, 2018~<br>Feb. 24, 2018 | Oct. 18, 2018 | Radiation<br>(03CH11-HY) |
| Controller           | EMEC            | EM 1000                    | N/A                | Control Turn<br>table & Ant Mast    | N/A              | Feb. 13, 2018~<br>Feb. 24, 2018 | N/A           | Radiation<br>(03CH11-HY) |
| Antenna Mast         | EMEC            | AM-BS-4500-<br>B           | N/A                | 1~4m                                | N/A              | Feb. 13, 2018~<br>Feb. 24, 2018 | N/A           | Radiation<br>(03CH11-HY) |
| Turn Table           | EMEC            | TT 2000                    | N/A                | 0~360 Degree                        | N/A              | Feb. 13, 2018~<br>Feb. 24, 2018 | N/A           | Radiation<br>(03CH11-HY) |
| Preamplifier         | MITEQ           | AMF-7D-0010<br>1800-30-10P | 1590074            | 1GHz~18GHz                          | May 22, 2017     | Feb. 13, 2018~<br>Feb. 24, 2018 | May 21, 2018  | Radiation<br>(03CH11-HY) |
| EMI Test Receiver    | Agilent         | N9038A(MXE<br>)            | MY532900<br>53     | 20Hz to<br>26.5GHz                  | Jan. 16, 2018    | Feb. 13, 2018~<br>Feb. 24, 2018 | Jan. 15, 2019 | Radiation<br>(03CH11-HY) |
| SHF-EHF Horn Antenna | SCHWARZBE<br>CK | BBHA 9170                  | BBHA9170<br>584    | 18GHz- 40GHz                        | Nov. 27, 2017    | Feb. 13, 2018~<br>Feb. 24, 2018 | Nov. 26, 2018 | Radiation<br>(03CH11-HY) |



## 5 Uncertainty of Evaluation

### Uncertainty of Conducted Emission Measurement (150 kHz ~ 30 MHz)

|   |      |
|---|------|
| Measuring Uncertainty for a Level of Confidence of 95% ( $U = 2Uc(y)$ ) | 2.70 |
|---|------|

### Uncertainty of Radiated Emission Measurement (30 MHz ~ 1000 MHz)

|   |      |
|---|------|
| Measuring Uncertainty for a Level of Confidence of 95% ( $U = 2Uc(y)$ ) | 5.20 |
|---|------|

### Uncertainty of Radiated Emission Measurement (1000 MHz ~ 18000 MHz)

|   |      |
|---|------|
| Measuring Uncertainty for a Level of Confidence of 95% ( $U = 2Uc(y)$ ) | 5.50 |
|---|------|

### Uncertainty of Radiated Emission Measurement (18000 MHz ~ 40000 MHz)

|   |      |
|---|------|
| Measuring Uncertainty for a Level of Confidence of 95% ( $U = 2Uc(y)$ ) | 5.20 |
|---|------|

**Appendix A. Test Result of Conducted Test Items**

|                |                        |                    |       |    |
|----------------|------------------------|--------------------|-------|----|
| Test Engineer: | Kai Liao               | Temperature:       | 21~25 | °C |
| Test Date:     | 2018/1/25 ~ 2015/02/15 | Relative Humidity: | 51~54 | %  |

**<For 1Mbps>**

**TEST RESULTS DATA**  
**6dB and 99% Occupied Bandwidth**

| Mod. | Data Rate | NTx | CH. | Freq. (MHz) | 99% Occupied BW (MHz) | 6dB BW (MHz) | 6dB BW Limit (MHz) | Pass/Fail |
|------|-----------|-----|-----|-------------|-----------------------|--------------|--------------------|-----------|
| BLE  | 1Mbps     | 1   | 0   | 2402        | 1.024                 | 0.668        | 0.50               | Pass      |
| BLE  | 1Mbps     | 1   | 19  | 2440        | 1.024                 | 0.665        | 0.50               | Pass      |
| BLE  | 1Mbps     | 1   | 39  | 2480        | 1.026                 | 0.666        | 0.50               | Pass      |

**TEST RESULTS DATA**  
**Peak Power Table**

| Mod. | Data Rate | NTx | CH. | Freq. (MHz) | Peak Conducted Power (dBm) | Conducted Power Limit (dBm) | DG (dBi) | EIRP Power (dBm) | EIRP Power Limit (dBm) | Pass /Fail |
|------|-----------|-----|-----|-------------|----------------------------|-----------------------------|----------|------------------|------------------------|------------|
| BLE  | 1Mbps     | 1   | 0   | 2402        | 9.59                       | 30.00                       | -5.00    | 4.59             | 36.00                  | Pass       |
| BLE  | 1Mbps     | 1   | 19  | 2440        | 8.63                       | 30.00                       | -5.00    | 3.63             | 36.00                  | Pass       |
| BLE  | 1Mbps     | 1   | 39  | 2480        | 8.20                       | 30.00                       | -5.00    | 3.20             | 36.00                  | Pass       |

**TEST RESULTS DATA**  
**Average Power Table**  
**(Reporting Only)**

| Mod. | Data Rate | NTx | CH. | Freq. (MHz) | Duty Factor (dB) | Average Conducted Power (dBm) |
|------|-----------|-----|-----|-------------|------------------|-------------------------------|
| BLE  | 1Mbps     | 1   | 0   | 2402        | 0.72             | 9.36                          |
| BLE  | 1Mbps     | 1   | 19  | 2440        | 0.72             | 8.33                          |
| BLE  | 1Mbps     | 1   | 39  | 2480        | 0.72             | 7.89                          |

**TEST RESULTS DATA**  
**Peak Power Density**

| Mod. | Data Rate | NTx | CH. | Freq. (MHz) | Peak PSD (dBm /100kHz) | Peak PSD (dBm /3kHz) | DG (dBi) | Peak PSD Limit (dBm /3kHz) | Pass/Fail |
|------|-----------|-----|-----|-------------|------------------------|----------------------|----------|----------------------------|-----------|
| BLE  | 1Mbps     | 1   | 0   | 2402        | 9.31                   | -6.89                | -5.00    | 8.00                       | Pass      |
| BLE  | 1Mbps     | 1   | 19  | 2440        | 8.28                   | -7.83                | -5.00    | 8.00                       | Pass      |
| BLE  | 1Mbps     | 1   | 39  | 2480        | 7.63                   | -8.56                | -5.00    | 8.00                       | Pass      |

Note: PSD (dBm/ 100kHz) is a reference level used for Conducted Band Edges and Conducted Spurious Emission 20dBc limit.

|                |                        |                    |       |    |
|----------------|------------------------|--------------------|-------|----|
| Test Engineer: | Kai Liao               | Temperature:       | 21~25 | °C |
| Test Date:     | 2018/1/25 ~ 2018/02/15 | Relative Humidity: | 51~54 | %  |

## &lt;For 2Mbps&gt;

**TEST RESULTS DATA**  
**6dB and 99% Occupied Bandwidth**

| Mod. | Data Rate | NTX | CH. | Freq. (MHz) | 99% Occupied BW (MHz) | 6dB BW (MHz) | 6dB BW Limit (MHz) | Pass/Fail |
|------|-----------|-----|-----|-------------|-----------------------|--------------|--------------------|-----------|
| BLE  | 2Mbps     | 1   | 0   | 2402        | 2.056                 | 1.150        | 0.50               | Pass      |
| BLE  | 2Mbps     | 1   | 19  | 2440        | 2.048                 | 1.150        | 0.50               | Pass      |
| BLE  | 2Mbps     | 1   | 39  | 2480        | 2.052                 | 1.150        | 0.50               | Pass      |

**TEST RESULTS DATA**  
**Peak Power Table**

| Mod. | Data Rate | NTX | CH. | Freq. (MHz) | Peak Conducted Power (dBm) | Conducted Power Limit (dBm) | DG (dBi) | EIRP Power (dBm) | EIRP Power Limit (dBm) | Pass /Fail |
|------|-----------|-----|-----|-------------|----------------------------|-----------------------------|----------|------------------|------------------------|------------|
| BLE  | 2Mbps     | 1   | 0   | 2402        | 9.75                       | 30.00                       | -5.00    | 4.75             | 36.00                  | Pass       |
| BLE  | 2Mbps     | 1   | 19  | 2440        | 8.85                       | 30.00                       | -5.00    | 3.85             | 36.00                  | Pass       |
| BLE  | 2Mbps     | 1   | 39  | 2480        | 8.33                       | 30.00                       | -5.00    | 3.33             | 36.00                  | Pass       |

**TEST RESULTS DATA**  
**Average Power Table**  
**(Reporting Only)**

| Mod. | Data Rate | NTX | CH. | Freq. (MHz) | Duty Factor (dB) | Average Conducted Power (dBm) |
|------|-----------|-----|-----|-------------|------------------|-------------------------------|
| BLE  | 2Mbps     | 1   | 0   | 2402        | 2.41             | 9.33                          |
| BLE  | 2Mbps     | 1   | 19  | 2440        | 2.41             | 8.27                          |
| BLE  | 2Mbps     | 1   | 39  | 2480        | 2.41             | 7.84                          |

**TEST RESULTS DATA**  
**Peak Power Density**

| Mod. | Data Rate | NTX | CH. | Freq. (MHz) | Peak PSD (dBm /100kHz) | Peak PSD (dBm /3kHz) | DG (dBi) | Peak PSD Limit (dBm /3kHz) | Pass/Fail |
|------|-----------|-----|-----|-------------|------------------------|----------------------|----------|----------------------------|-----------|
| BLE  | 2Mbps     | 1   | 0   | 2402        | 9.11                   | -9.43                | -5.00    | 8.00                       | Pass      |
| BLE  | 2Mbps     | 1   | 19  | 2440        | 8.04                   | -10.43               | -5.00    | 8.00                       | Pass      |
| BLE  | 2Mbps     | 1   | 39  | 2480        | 7.50                   | -11.13               | -5.00    | 8.00                       | Pass      |

Note: PSD (dBm/ 100kHz) is a reference level used for Conducted Band Edges and Conducted Spurious Emission 20dBc limit.



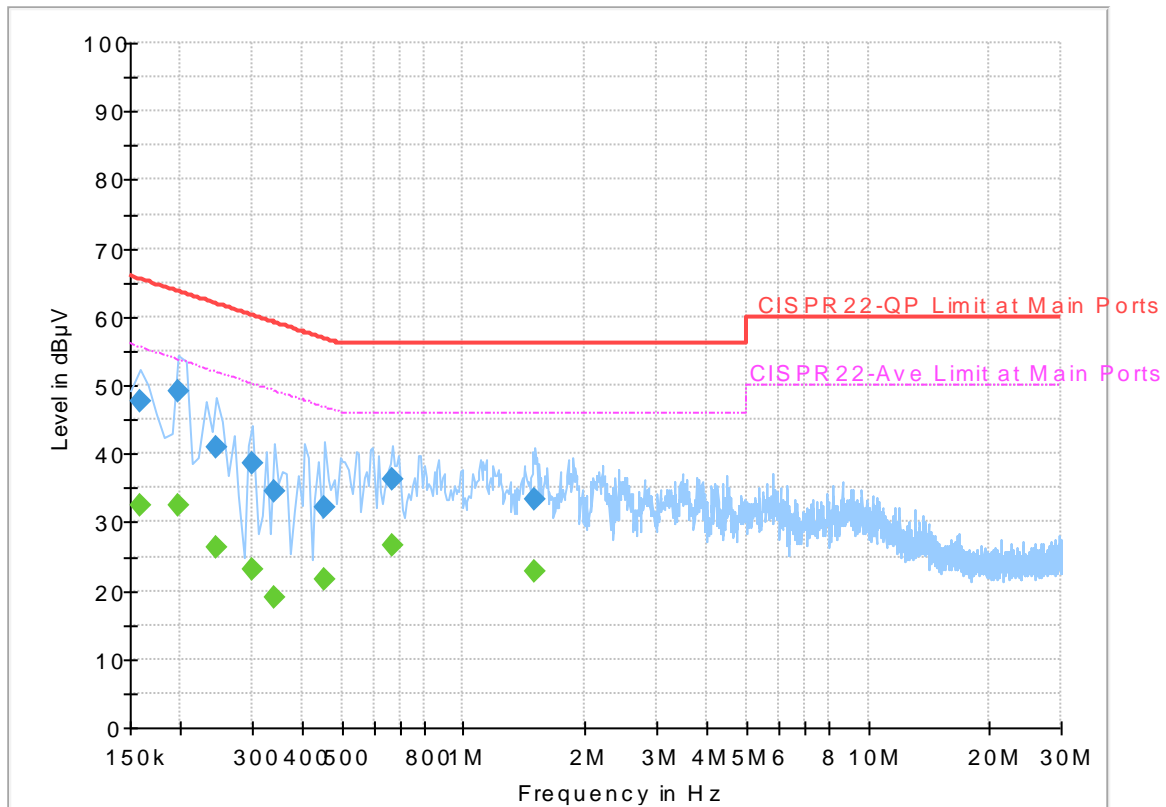
## Appendix B. AC Conducted Emission Test Results

|                 |          |                     |         |
|-----------------|----------|---------------------|---------|
| Test Engineer : | Blue Lan | Temperature :       | 26~27°C |
|                 |          | Relative Humidity : | 53~55%  |

## EUT Information

Report NO : 811821  
 Test Mode : Mode 1  
 Test Voltage : 120Vac/60Hz  
 Phase : Line

Full Spectrum



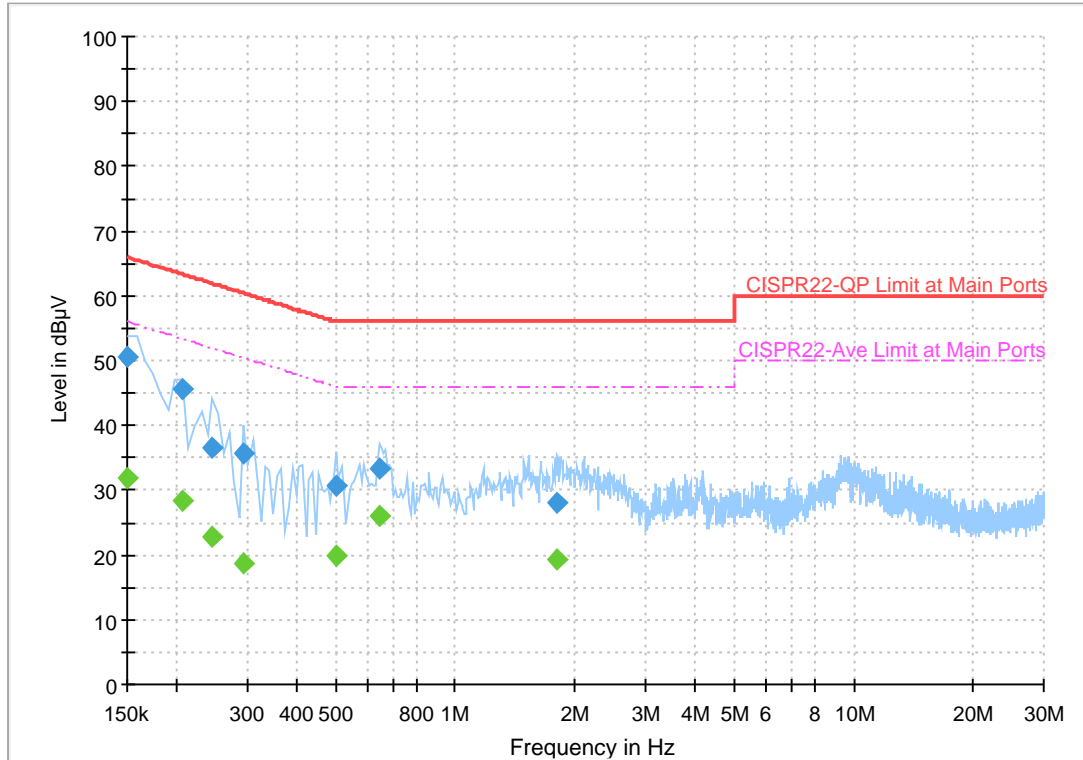
## Final\_Result

| Frequency (MHz) | QuasiPeak (dBµV) | Average (dBµV) | Limit (dBµV) | Margin (dB) | Line | Filter | Corr. (dB) |
|-----------------|------------------|----------------|--------------|-------------|------|--------|------------|
| 0.158000        | ---              | 32.38          | 55.57        | 23.19       | L1   | OFF    | 19.5       |
| 0.158000        | 47.55            | ---            | 65.57        | 18.02       | L1   | OFF    | 19.5       |
| 0.198000        | ---              | 32.39          | 53.69        | 21.3        | L1   | OFF    | 19.5       |
| 0.198000        | 49.25            | ---            | 63.69        | 14.44       | L1   | OFF    | 19.5       |
| 0.246000        | ---              | 26.36          | 51.89        | 25.53       | L1   | OFF    | 19.5       |
| 0.246000        | 40.84            | ---            | 61.89        | 21.05       | L1   | OFF    | 19.5       |
| 0.302000        | ---              | 23.13          | 50.19        | 27.06       | L1   | OFF    | 19.5       |
| 0.302000        | 38.62            | ---            | 60.19        | 21.57       | L1   | OFF    | 19.5       |
| 0.342000        | ---              | 18.87          | 49.16        | 30.29       | L1   | OFF    | 19.5       |
| 0.342000        | 34.42            | ---            | 59.16        | 24.74       | L1   | OFF    | 19.5       |
| 0.454000        | ---              | 21.63          | 46.80        | 25.17       | L1   | OFF    | 19.5       |
| 0.454000        | 32.28            | ---            | 56.80        | 24.52       | L1   | OFF    | 19.5       |
| 0.670000        | ---              | 26.67          | 46.00        | 19.33       | L1   | OFF    | 19.5       |
| 0.670000        | 36.23            | ---            | 56.00        | 19.77       | L1   | OFF    | 19.5       |
| 1.502000        | ---              | 22.85          | 46.00        | 23.15       | L1   | OFF    | 19.6       |
| 1.502000        | 33.43            | ---            | 56.00        | 22.57       | L1   | OFF    | 19.6       |

## EUT Information

Report NO : 811821  
 Test Mode : Mode 1  
 Test Voltage : 120Vac/60Hz  
 Phase : Neutral

Full Spectrum



## Final Result

| Frequency (MHz) | QuasiPeak (dBµV) | Average (dBµV) | Limit (dBµV) | Margin (dB) | Line | Filter | Corr. (dB) |
|-----------------|------------------|----------------|--------------|-------------|------|--------|------------|
| 0.150000        | ---              | 32.00          | 56.00        | 24.00       | N    | OFF    | 19.5       |
| 0.150000        | 50.72            | ---            | 66.00        | 15.28       | N    | OFF    | 19.5       |
| 0.206000        | ---              | 28.24          | 53.37        | 25.13       | N    | OFF    | 19.5       |
| 0.206000        | 45.73            | ---            | 63.37        | 17.64       | N    | OFF    | 19.5       |
| 0.246000        | ---              | 22.93          | 51.89        | 28.97       | N    | OFF    | 19.5       |
| 0.246000        | 36.67            | ---            | 61.89        | 25.22       | N    | OFF    | 19.5       |
| 0.294000        | ---              | 18.70          | 50.41        | 31.71       | N    | OFF    | 19.5       |
| 0.294000        | 35.76            | ---            | 60.41        | 24.65       | N    | OFF    | 19.5       |
| 0.502000        | ---              | 19.86          | 46.00        | 26.14       | N    | OFF    | 19.5       |
| 0.502000        | 30.82            | ---            | 56.00        | 25.18       | N    | OFF    | 19.5       |
| 0.646000        | ---              | 25.97          | 46.00        | 20.03       | N    | OFF    | 19.5       |
| 0.646000        | 33.46            | ---            | 56.00        | 22.54       | N    | OFF    | 19.5       |
| 1.806000        | ---              | 19.36          | 46.00        | 26.64       | N    | OFF    | 19.6       |
| 1.806000        | 28.18            | ---            | 56.00        | 27.82       | N    | OFF    | 19.6       |



## Appendix C. Radiated Spurious Emission

|                 |   |                     |         |
|-----------------|---|---------------------|---------|
| Test Engineer : | KenWu, Jacky Hong, JC Liang, and Hao Xu | Temperature :       | 22~24°C |
|                 |   | Relative Humidity : | 48~52%  |

<For 1Mbps>

### 2.4GHz 2400~2483.5MHz

#### BLE (Band Edge @ 3m)

| BLE                     | Note | Frequency<br>( MHz ) | Level<br>( dBμV/m ) | Over<br>Limit<br>( dB ) | Limit<br>Line<br>( dBμV/m ) | Read<br>Level<br>( dBμV ) | Antenna<br>Factor<br>( dB/m ) | Path<br>Loss<br>( dB ) | Preamp<br>Factor<br>( dB ) | Ant<br>Pos<br>( cm ) | Table<br>Pos<br>( deg ) | Peak<br>Avg.<br>( P/A ) | Pol.<br>( H/V ) |   |
|-------------------------|------|----------------------|---------------------|-------------------------|-----------------------------|---------------------------|-------------------------------|------------------------|----------------------------|----------------------|-------------------------|-------------------------|-----------------|---|
| BLE<br>CH 00<br>2402MHz |      | 2357.565             | 52.56               | -21.44                  | 74                          | 42.9                      | 27.04                         | 16.22                  | 33.6                       | 122                  | 29                      | P                       | H               |   |
|                         |      | 2376.465             | 42.8                | -11.2                   | 54                          | 33.09                     | 27.09                         | 16.22                  | 33.6                       | 122                  | 29                      | A                       | H               |   |
|                         | *    | 2402                 | 104.54              | -                       | -                           | 94.71                     | 27.13                         | 16.29                  | 33.59                      | 122                  | 29                      | P                       | H               |   |
|                         | *    | 2402                 | 103.88              | -                       | -                           | 94.05                     | 27.13                         | 16.29                  | 33.59                      | 122                  | 29                      | A                       | H               |   |
|                         |      |                      |                     |                         |                             |                           |                               |                        |                            |                      |                         |                         | H               |   |
|                         |      |                      | 2371.32             | 52.78                   | -21.22                      | 74                        | 43.07                         | 27.09                  | 16.22                      | 33.6                 | 361                     | 121                     | P               | V |
|                         |      |                      | 2381.19             | 42.81                   | -11.19                      | 54                        | 33.03                         | 27.09                  | 16.29                      | 33.6                 | 361                     | 121                     | A               | V |
|                         | *    |                      | 2402                | 103.84                  | -                           | -                         | 94.01                         | 27.13                  | 16.29                      | 33.59                | 361                     | 121                     | P               | V |
|                         | *    |                      | 2402                | 102.13                  | -                           | -                         | 92.3                          | 27.13                  | 16.29                      | 33.59                | 361                     | 121                     | A               | V |
|                         |      |                      |                     |                         |                             |                           |                               |                        |                            |                      |                         |                         |                 | V |
| BLE<br>CH 19<br>2440MHz |      | 2389.65              | 51.96               | -22.04                  | 74                          | 42.14                     | 27.13                         | 16.29                  | 33.6                       | 145                  | 31                      | P                       | H               |   |
|                         |      | 2374.5               | 42.98               | -11.02                  | 54                          | 33.27                     | 27.09                         | 16.22                  | 33.6                       | 145                  | 31                      | A                       | H               |   |
|                         | *    | 2440                 | 104.19              | -                       | -                           | 94.2                      | 27.27                         | 16.31                  | 33.59                      | 145                  | 31                      | P                       | H               |   |
|                         | *    | 2440                 | 103.48              | -                       | -                           | 93.49                     | 27.27                         | 16.31                  | 33.59                      | 145                  | 31                      | A                       | H               |   |
|                         |      |                      | 2489.84             | 52.12                   | -21.88                      | 74                        | 41.98                         | 27.4                   | 16.32                      | 33.58                | 145                     | 31                      | P               | H |
|                         |      |                      | 2497.44             | 43.1                    | -10.9                       | 54                        | 32.95                         | 27.4                   | 16.32                      | 33.57                | 145                     | 31                      | A               | H |
|                         |      |                      | 2370.75             | 52.92                   | -21.08                      | 74                        | 43.21                         | 27.09                  | 16.22                      | 33.6                 | 396                     | 118                     | P               | V |
|                         |      |                      | 2332.2              | 42.81                   | -11.19                      | 54                        | 33.32                         | 26.95                  | 16.15                      | 33.61                | 396                     | 118                     | A               | V |
|                         | *    |                      | 2440                | 103.7                   | -                           | -                         | 93.71                         | 27.27                  | 16.31                      | 33.59                | 396                     | 118                     | P               | V |
|                         | *    |                      | 2440                | 103.14                  | -                           | -                         | 93.15                         | 27.27                  | 16.31                      | 33.59                | 396                     | 118                     | A               | V |
|                         |      |                      | 2484.4              | 52.92                   | -21.08                      | 74                        | 42.82                         | 27.36                  | 16.32                      | 33.58                | 396                     | 118                     | P               | V |
|                         |      |                      | 2486.24             | 43.21                   | -10.79                      | 54                        | 33.11                         | 27.36                  | 16.32                      | 33.58                | 396                     | 118                     | A               | V |



|                                  |   |         |        |        |    |       |       |       |       |     |     |   |   |
|----------------------------------|---|---------|--------|--------|----|-------|-------|-------|-------|-----|-----|---|---|
| <b>BLE<br/>CH 39<br/>2480MHz</b> | *   | 2480    | 103.05 | -      | -  | 92.96 | 27.36 | 16.31 | 33.58 | 100 | 45  | P | H |
|                                  | *   | 2480    | 102.3  | -      | -  | 92.21 | 27.36 | 16.31 | 33.58 | 100 | 45  | A | H |
|                                  |   | 2483.52 | 55.97  | -18.03 | 74 | 45.88 | 27.36 | 16.31 | 33.58 | 100 | 45  | P | H |
|                                  |   | 2492.36 | 43.25  | -10.75 | 54 | 33.1  | 27.4  | 16.32 | 33.57 | 100 | 45  | A | H |
|                                  |   |         |        |        |    |       |       |       |       |     |     |   | H |
|                                  |   |         |        |        |    |       |       |       |       |     |     |   | H |
|                                  | *   | 2480    | 103.09 | -      | -  | 93    | 27.36 | 16.31 | 33.58 | 378 | 119 | P | V |
|                                  | *   | 2480    | 102.51 | -      | -  | 92.42 | 27.36 | 16.31 | 33.58 | 378 | 119 | A | V |
|                                  |   | 2483.64 | 53.91  | -20.09 | 74 | 43.82 | 27.36 | 16.31 | 33.58 | 378 | 119 | P | V |
|                                  |   | 2486.12 | 43.33  | -10.67 | 54 | 33.23 | 27.36 | 16.32 | 33.58 | 378 | 119 | A | V |
|                                  |   |         |        |        |    |       |       |       |       |     |     |   | V |
|                                  |   |         |        |        |    |       |       |       |       |     |     |   | V |
| <b>Remark</b>                    | 1. No other spurious found.<br>2. All results are PASS against Peak and Average limit line. |         |        |        |    |       |       |       |       |     |     |   |   |



**2.4GHz 2400~2483.5MHz**  
**BLE (Harmonic @ 3m)**

| BLE                     | Note  | Frequency<br>( MHz ) | Level<br>( dBµV/m ) | Over<br>Limit<br>( dB ) | Limit<br>Line<br>( dBµV/m ) | Read<br>Level<br>( dBµV ) | Antenna<br>Factor<br>( dB/m ) | Path<br>Loss<br>( dB ) | Preamp<br>Factor<br>( dB ) | Ant<br>Pos<br>( cm ) | Table<br>Pos<br>( deg ) | Peak<br>Avg.<br>( P/A ) | Pol.<br>( H/V ) |
|-------------------------|---|----------------------|---------------------|-------------------------|-----------------------------|---------------------------|-------------------------------|------------------------|----------------------------|----------------------|-------------------------|-------------------------|-----------------|
| BLE<br>CH 00<br>2402MHz |   | 4804                 | 40.42               | -33.58                  | 74                          | 56.4                      | 31.26                         | 10.03                  | 57.27                      | 100                  | 0                       | P                       | H               |
|                         |   |                      |                     |                         |                             |                           |                               |                        |                            |                      |                         |                         | H               |
|                         |   |                      |                     |                         |                             |                           |                               |                        |                            |                      |                         |                         | H               |
|                         |   |                      |                     |                         |                             |                           |                               |                        |                            |                      |                         |                         | H               |
|                         |   |                      |                     |                         |                             |                           |                               |                        |                            |                      |                         |                         | H               |
|                         |   |                      |                     |                         |                             |                           |                               |                        |                            |                      |                         |                         | V               |
|                         |   |                      |                     |                         |                             |                           |                               |                        |                            |                      |                         |                         | V               |
| BLE<br>CH 19<br>2440MHz |   | 4880                 | 40.24               | -33.76                  | 74                          | 56.04                     | 31.38                         | 9.99                   | 57.17                      | 100                  | 0                       | P                       | H               |
|                         |   | 7320                 | 43.96               | -30.04                  | 74                          | 53.16                     | 36.32                         | 11.77                  | 57.29                      | 100                  | 0                       | P                       | H               |
|                         |   |                      |                     |                         |                             |                           |                               |                        |                            |                      |                         |                         | H               |
|                         |   |                      |                     |                         |                             |                           |                               |                        |                            |                      |                         |                         | H               |
|                         |   |                      |                     |                         |                             |                           |                               |                        |                            |                      |                         |                         | V               |
|                         |   |                      |                     |                         |                             |                           |                               |                        |                            |                      |                         |                         | V               |
|                         |   |                      |                     |                         |                             |                           |                               |                        |                            |                      |                         |                         | V               |
| BLE<br>CH 39<br>2480MHz |   | 4960                 | 39.26               | -34.74                  | 74                          | 54.8                      | 31.54                         | 9.97                   | 57.05                      | 100                  | 0                       | P                       | H               |
|                         |   | 7440                 | 43.05               | -30.95                  | 74                          | 52.18                     | 36.59                         | 11.72                  | 57.44                      | 100                  | 0                       | P                       | H               |
|                         |   |                      |                     |                         |                             |                           |                               |                        |                            |                      |                         |                         | H               |
|                         |   |                      |                     |                         |                             |                           |                               |                        |                            |                      |                         |                         | H               |
|                         |   |                      |                     |                         |                             |                           |                               |                        |                            |                      |                         |                         | V               |
|                         |   |                      |                     |                         |                             |                           |                               |                        |                            |                      |                         |                         | V               |
|                         |   |                      |                     |                         |                             |                           |                               |                        |                            |                      |                         |                         | V               |
| <b>Remark</b>           | 1. No other spurious found.<br>2. All results are PASS against Peak and Average limit line. |                      |                     |                         |                             |                           |                               |                        |                            |                      |                         |                         |                 |



Emission below 1GHz

2.4GHz BLE (LF)

| BLE                 | Note   | Frequency | Level      | Over   | Limit      | Read     | Antenna  | Path   | Preamp | Ant    | Table   | Peak    | Pol.    |   |
|---------------------|--|-----------|------------|--------|------------|----------|----------|--------|--------|--------|---------|---------|---------|---|
|                     |  | ( MHz )   | ( dBμV/m ) | ( dB ) | ( dBμV/m ) | ( dBμV ) | ( dB/m ) | ( dB ) | ( dB ) | ( cm ) | ( deg ) | ( P/A ) | ( H/V ) |   |
| 2.4GHz<br>BLE<br>LF |  | 69.42     | 32.11      | -7.89  | 40         | 51.39    | 11.97    | 1.24   | 32.49  | 100    | 0       | P       | H       |   |
|                     |  | 179.31    | 35.12      | -8.38  | 43.5       | 50.94    | 14.81    | 1.78   | 32.41  | -      | -       | P       | H       |   |
|                     |  | 238.98    | 37.37      | -8.63  | 46         | 50.84    | 16.89    | 2.02   | 32.38  | -      | -       | P       | H       |   |
|                     |  | 300.7     | 35.84      | -10.16 | 46         | 46.8     | 19.09    | 2.32   | 32.37  | -      | -       | P       | H       |   |
|                     |  | 373.5     | 33.76      | -12.24 | 46         | 42.8     | 20.77    | 2.53   | 32.34  | -      | -       | P       | H       |   |
|                     |  | 664       | 32.64      | -13.36 | 46         | 35.55    | 26.24    | 3.32   | 32.47  | -      | -       | P       | H       |   |
|                     |  |           |            |        |            |          |          |        |        |        |         |         |         | H |
|                     |  |           |            |        |            |          |          |        |        |        |         |         |         | H |
|                     |  |           |            |        |            |          |          |        |        |        |         |         |         | H |
|                     |  |           |            |        |            |          |          |        |        |        |         |         |         | H |
|                     |  |           |            |        |            |          |          |        |        |        |         |         |         | H |
|                     |  |           |            |        |            |          |          |        |        |        |         |         |         | H |
|                     |  |           | 48.36      | 35.79  | -4.21      | 40       | 52.35    | 14.9   | 1.03   | 32.49  | 100     | 0       | P       | V |
|                     |  |           | 68.61      | 32.7   | -7.3       | 40       | 52.23    | 11.92  | 1.04   | 32.49  | -       | -       | P       | V |
|                     |  |           | 180.66     | 28.47  | -15.03     | 43.5     | 44.35    | 14.75  | 1.78   | 32.41  | -       | -       | P       | V |
|                     |  |           | 666.8      | 29.61  | -16.39     | 46       | 32.44    | 26.25  | 3.39   | 32.47  | -       | -       | P       | V |
|                     |  |           | 902.7      | 31.59  | -14.41     | 46       | 30.25    | 29.02  | 3.95   | 31.63  | -       | -       | P       | V |
|                     |  |           | 950.3      | 33.48  | -12.52     | 46       | 30.08    | 30.61  | 3.99   | 31.2   | -       | -       | P       | V |
|                     |  |           |            |        |            |          |          |        |        |        |         |         | V       |   |
|                     |  |           |            |        |            |          |          |        |        |        |         |         | V       |   |
|                     |  |           |            |        |            |          |          |        |        |        |         |         | V       |   |
|                     |  |           |            |        |            |          |          |        |        |        |         |         | V       |   |
|                     |  |           |            |        |            |          |          |        |        |        |         |         | V       |   |
|                     |  |           |            |        |            |          |          |        |        |        |         |         | V       |   |
| <b>Remark</b>       | 1. No other spurious found.<br>2. All results are PASS against limit line. |           |            |        |            |          |          |        |        |        |         |         |         |   |



<For 2Mbps>

2.4GHz 2400~2483.5MHz

BLE (Band Edge @ 3m)

| BLE                     | Note | Frequency | Level      | Over Limit | Limit Line | Read Level | Antenna Factor | Path Loss | Preamp Factor | Ant Pos | Table Pos | Peak Avg. | Pol.    |   |
|-------------------------|------|-----------|------------|------------|------------|------------|----------------|-----------|---------------|---------|-----------|-----------|---------|---|
|                         |      | ( MHz )   | ( dBμV/m ) | ( dB )     | ( dBμV/m ) | ( dBμV )   | ( dB/m )       | ( dB )    | ( dB )        | ( cm )  | ( deg )   | ( P/A )   | ( H/V ) |   |
| BLE<br>CH 00<br>2402MHz |      | 2387.7    | 51.45      | -22.55     | 74         | 41.63      | 27.13          | 16.29     | 33.6          | 122     | 28        | P         | H       |   |
|                         |      | 2387.28   | 41.52      | -12.48     | 54         | 31.7       | 27.13          | 16.29     | 33.6          | 122     | 28        | A         | H       |   |
|                         | *    | 2402      | 104.25     | -          | -          | 94.42      | 27.13          | 16.29     | 33.59         | 122     | 28        | P         | H       |   |
|                         | *    | 2402      | 101.43     | -          | -          | 91.6       | 27.13          | 16.29     | 33.59         | 122     | 28        | A         | H       |   |
|                         |      |           |            |            |            |            |                |           |               |         |           |           | H       |   |
|                         |      |           |            |            |            |            |                |           |               |         |           |           |         | H |
|                         |      |           | 2386.965   | 51.2       | -22.8      | 74         | 41.38          | 27.13     | 16.29         | 33.6    | 400       | 120       | P       | V |
|                         |      |           | 2380.14    | 41.64      | -12.36     | 54         | 31.93          | 27.09     | 16.22         | 33.6    | 400       | 120       | A       | V |
|                         | *    |           | 2402       | 102.76     | -          | -          | 92.93          | 27.13     | 16.29         | 33.59   | 400       | 120       | P       | V |
|                         | *    |           | 2402       | 100.06     | -          | -          | 90.23          | 27.13     | 16.29         | 33.59   | 400       | 120       | A       | V |
|                         |      |           |            |            |            |            |                |           |               |         |           |           |         | V |
|                         |      |           |            |            |            |            |                |           |               |         |           |           | V       |   |
| BLE<br>CH 19<br>2440MHz |      | 2342.8    | 51.35      | -22.65     | 74         | 41.8       | 27             | 16.15     | 33.6          | 149     | 39        | P         | H       |   |
|                         |      | 2381.52   | 41.56      | -12.44     | 54         | 31.78      | 27.09          | 16.29     | 33.6          | 149     | 39        | A         | H       |   |
|                         | *    | 2440      | 104.07     | -          | -          | 94.08      | 27.27          | 16.31     | 33.59         | 149     | 39        | P         | H       |   |
|                         | *    | 2440      | 101.13     | -          | -          | 91.14      | 27.27          | 16.31     | 33.59         | 149     | 39        | A         | H       |   |
|                         |      |           | 2499.84    | 51.51      | -22.49     | 74         | 41.36          | 27.4      | 16.32         | 33.57   | 149       | 39        | P       | H |
|                         |      |           | 2495.28    | 41.99      | -12.01     | 54         | 31.84          | 27.4      | 16.32         | 33.57   | 149       | 39        | A       | H |
|                         |      |           | 2353.2     | 51.31      | -22.69     | 74         | 41.72          | 27.04     | 16.15         | 33.6    | 396       | 114       | P       | V |
|                         |      |           | 2353.68    | 41.48      | -12.52     | 54         | 31.89          | 27.04     | 16.15         | 33.6    | 396       | 114       | A       | V |
|                         | *    |           | 2440       | 102.14     | -          | -          | 92.15          | 27.27     | 16.31         | 33.59   | 396       | 114       | P       | V |
|                         | *    |           | 2440       | 99.46      | -          | -          | 89.47          | 27.27     | 16.31         | 33.59   | 396       | 114       | A       | V |
|                         |      |           | 2492.88    | 51.65      | -22.35     | 74         | 41.5           | 27.4      | 16.32         | 33.57   | 396       | 114       | P       | V |
|                         |      | 2495.92   | 41.85      | -12.15     | 54         | 31.7       | 27.4           | 16.32     | 33.57         | 396     | 114       | A         | V       |   |



|                                  |   |         |        |        |    |       |       |       |       |     |     |   |   |
|----------------------------------|---|---------|--------|--------|----|-------|-------|-------|-------|-----|-----|---|---|
| <b>BLE<br/>CH 39<br/>2480MHz</b> | *   | 2480    | 103.38 | -      | -  | 93.29 | 27.36 | 16.31 | 33.58 | 118 | 30  | P | H |
|                                  | *   | 2480    | 100.61 | -      | -  | 90.52 | 27.36 | 16.31 | 33.58 | 118 | 30  | A | H |
|                                  |   | 2483.56 | 57.37  | -16.63 | 74 | 47.28 | 27.36 | 16.31 | 33.58 | 118 | 30  | P | H |
|                                  |   | 2483.52 | 44.22  | -9.78  | 54 | 34.13 | 27.36 | 16.31 | 33.58 | 118 | 30  | A | H |
|                                  |   |         |        |        |    |       |       |       |       |     |     |   | H |
|                                  |   |         |        |        |    |       |       |       |       |     |     |   | H |
|                                  | *   | 2480    | 101.65 | -      | -  | 91.56 | 27.36 | 16.31 | 33.58 | 379 | 121 | P | V |
|                                  | *   | 2480    | 98.8   | -      | -  | 88.71 | 27.36 | 16.31 | 33.58 | 379 | 121 | A | V |
|                                  |   | 2483.84 | 53.97  | -20.03 | 74 | 43.88 | 27.36 | 16.31 | 33.58 | 379 | 121 | P | V |
|                                  |   | 2483.52 | 43.04  | -10.96 | 54 | 32.95 | 27.36 | 16.31 | 33.58 | 379 | 121 | A | V |
|                                  |   |         |        |        |    |       |       |       |       |     |     |   | V |
|                                  |   |         |        |        |    |       |       |       |       |     |     |   | V |
| <b>Remark</b>                    | <ol style="list-style-type: none"> <li>1. No other spurious found.</li> <li>2. All results are PASS against Peak and Average limit line.</li> </ol> |         |        |        |    |       |       |       |       |     |     |   |   |



**2.4GHz 2400~2483.5MHz  
BLE (Harmonic @ 3m)**

| BLE                     | Note   | Frequency<br>( MHz ) | Level<br>( dBµV/m ) | Over<br>Limit<br>( dB ) | Limit<br>Line<br>( dBµV/m ) | Read<br>Level<br>( dBµV ) | Antenna<br>Factor<br>( dB/m ) | Path<br>Loss<br>( dB ) | Preamp<br>Factor<br>( dB ) | Ant<br>Pos<br>( cm ) | Table<br>Pos<br>( deg ) | Peak<br>Avg.<br>( P/A ) | Pol.<br>( H/V ) |   |
|-------------------------|--|----------------------|---------------------|-------------------------|-----------------------------|---------------------------|-------------------------------|------------------------|----------------------------|----------------------|-------------------------|-------------------------|-----------------|---|
| BLE<br>CH 00<br>2402MHz |  | 4804                 | 38.55               | -35.45                  | 74                          | 54.53                     | 31.26                         | 10.03                  | 57.27                      | 100                  | 0                       | P                       | H               |   |
|                         |  |                      |                     |                         |                             |                           |                               |                        |                            |                      |                         |                         | H               |   |
|                         |  |                      |                     |                         |                             |                           |                               |                        |                            |                      |                         |                         | H               |   |
|                         |  |                      |                     |                         |                             |                           |                               |                        |                            |                      |                         |                         | H               |   |
|                         |  |                      | 4804                | 38.27                   | -35.73                      | 74                        | 54.25                         | 31.26                  | 10.03                      | 57.27                | 100                     | 0                       | P               | V |
|                         |  |                      |                     |                         |                             |                           |                               |                        |                            |                      |                         |                         |                 | V |
|                         |  |                      |                     |                         |                             |                           |                               |                        |                            |                      |                         |                         |                 | V |
| BLE<br>CH 19<br>2440MHz |  | 4880                 | 38.8                | -35.2                   | 74                          | 54.6                      | 31.38                         | 9.99                   | 57.17                      | 100                  | 0                       | P                       | H               |   |
|                         |  | 7320                 | 42.44               | -31.56                  | 74                          | 51.64                     | 36.32                         | 11.77                  | 57.29                      | 100                  | 0                       | P                       | H               |   |
|                         |  |                      |                     |                         |                             |                           |                               |                        |                            |                      |                         |                         | H               |   |
|                         |  |                      |                     |                         |                             |                           |                               |                        |                            |                      |                         |                         | H               |   |
|                         |  |                      | 4880                | 38.63                   | -35.37                      | 74                        | 54.43                         | 31.38                  | 9.99                       | 57.17                | 100                     | 0                       | P               | V |
|                         |  |                      | 7320                | 42.74                   | -31.26                      | 74                        | 51.94                         | 36.32                  | 11.77                      | 57.29                | 100                     | 0                       | P               | V |
|                         |  |                      |                     |                         |                             |                           |                               |                        |                            |                      |                         |                         |                 | V |
| BLE<br>CH 39<br>2480MHz |  | 4960                 | 39.15               | -34.85                  | 74                          | 54.69                     | 31.54                         | 9.97                   | 57.05                      | 100                  | 0                       | P                       | H               |   |
|                         |  | 7440                 | 42.66               | -31.34                  | 74                          | 51.79                     | 36.59                         | 11.72                  | 57.44                      | 100                  | 0                       | P                       | H               |   |
|                         |  |                      |                     |                         |                             |                           |                               |                        |                            |                      |                         |                         | H               |   |
|                         |  |                      |                     |                         |                             |                           |                               |                        |                            |                      |                         |                         | H               |   |
|                         |  |                      | 4960                | 39.2                    | -34.8                       | 74                        | 54.74                         | 31.54                  | 9.97                       | 57.05                | 100                     | 0                       | P               | V |
|                         |  |                      | 7440                | 41.45                   | -32.55                      | 74                        | 50.58                         | 36.59                  | 11.72                      | 57.44                | 100                     | 0                       | P               | V |
|                         |  |                      |                     |                         |                             |                           |                               |                        |                            |                      |                         |                         |                 | V |
| Remark                  | 1. No other spurious found.                                  |                      |                     |                         |                             |                           |                               |                        |                            |                      |                         |                         |                 |   |
|                         | 2. All results are PASS against Peak and Average limit line. |                      |                     |                         |                             |                           |                               |                        |                            |                      |                         |                         |                 |   |



Emission below 1GHz

2.4GHz BLE (LF)

| BLE                 | Note   | Frequency | Level      | Over   | Limit      | Read     | Antenna  | Path   | Preamp | Ant    | Table   | Peak    | Pol.    |   |
|---------------------|--|-----------|------------|--------|------------|----------|----------|--------|--------|--------|---------|---------|---------|---|
|                     |  | ( MHz )   | ( dBμV/m ) | ( dB ) | ( dBμV/m ) | ( dBμV ) | ( dB/m ) | ( dB ) | ( dB ) | ( cm ) | ( deg ) | ( P/A ) | ( H/V ) |   |
| 2.4GHz<br>BLE<br>LF |  | 67.26     | 36.54      | -3.46  | 40         | 56.17    | 11.83    | 1.03   | 32.49  | 100    | 0       | P       | H       |   |
|                     |  | 201.45    | 33.98      | -9.52  | 43.5       | 49.7     | 14.89    | 1.78   | 32.39  | -      | -       | P       | H       |   |
|                     |  | 268.68    | 41.53      | -4.47  | 46         | 52.44    | 19.3     | 2.17   | 32.38  | -      | -       | P       | H       |   |
|                     |  | 302.1     | 34.94      | -11.06 | 46         | 45.89    | 19.1     | 2.32   | 32.37  | -      | -       | P       | H       |   |
|                     |  | 622.7     | 32.67      | -13.33 | 46         | 36.21    | 25.68    | 3.24   | 32.46  | -      | -       | P       | H       |   |
|                     |  | 805.4     | 37.19      | -8.81  | 46         | 37.61    | 28.04    | 3.69   | 32.15  | -      | -       | P       | H       |   |
|                     |  |           |            |        |            |          |          |        |        |        |         |         |         | H |
|                     |  |           |            |        |            |          |          |        |        |        |         |         |         | H |
|                     |  |           |            |        |            |          |          |        |        |        |         |         |         | H |
|                     |  |           |            |        |            |          |          |        |        |        |         |         |         | H |
|                     |  |           |            |        |            |          |          |        |        |        |         |         |         | H |
|                     |  |           |            |        |            |          |          |        |        |        |         |         |         | H |
|                     |  |           | 49.98      | 36.69  | -3.31      | 40       | 54.08    | 14.07  | 1.03   | 32.49  | 100     | 0       | P       | V |
|                     |  |           | 201.45     | 29.5   | -14        | 43.5     | 45.22    | 14.89  | 1.78   | 32.39  | -       | -       | P       | V |
|                     |  |           | 268.68     | 35.7   | -10.3      | 46       | 46.61    | 19.3   | 2.17   | 32.38  | -       | -       | P       | V |
|                     |  |           | 470.1      | 33.71  | -12.29     | 46       | 39.96    | 23.31  | 2.81   | 32.37  | -       | -       | P       | V |
|                     |  |           | 664        | 33.55  | -12.45     | 46       | 36.46    | 26.24  | 3.32   | 32.47  | -       | -       | P       | V |
|                     |  |           | 805.4      | 35.45  | -10.55     | 46       | 35.87    | 28.04  | 3.69   | 32.15  | -       | -       | P       | V |
|                     |  |           |            |        |            |          |          |        |        |        |         |         | V       |   |
|                     |  |           |            |        |            |          |          |        |        |        |         |         | V       |   |
|                     |  |           |            |        |            |          |          |        |        |        |         |         | V       |   |
|                     |  |           |            |        |            |          |          |        |        |        |         |         | V       |   |
|                     |  |           |            |        |            |          |          |        |        |        |         |         | V       |   |
|                     |  |           |            |        |            |          |          |        |        |        |         |         | V       |   |
| <b>Remark</b>       | 1. No other spurious found.<br>2. All results are PASS against limit line. |           |            |        |            |          |          |        |        |        |         |         |         |   |



**Note symbol**

|     |  |
|-----|--|
| *   | <b>Fundamental Frequency</b> which can be ignored. However, the level of any unwanted emissions shall not exceed the level of the fundamental frequency. |
| !   | Test result is <b>over limit</b> line.   |
| P/A | <b>Peak</b> or <b>Average</b>  |
| H/V | <b>Horizontal</b> or <b>Vertical</b>   |



A calculation example for radiated spurious emission is shown as below:

| BLE                     | Note | Frequency | Level      | Over   | Limit      | Read     | Antenna  | Path   | Preamp | Ant    | Table   | Peak    | Pol.    |
|-------------------------|------|-----------|------------|--------|------------|----------|----------|--------|--------|--------|---------|---------|---------|
|                         |      | ( MHz )   | ( dBμV/m ) | ( dB ) | Line       | Level    | Factor   | Loss   | Factor | Pos    | Pos     | Avg.    |         |
|                         |      |           |            |        | ( dBμV/m ) | ( dBμV ) | ( dB/m ) | ( dB ) | ( dB ) | ( cm ) | ( deg ) | ( P/A ) | ( H/V ) |
| BLE<br>CH 00<br>2402MHz |      | 2390      | 55.45      | -18.55 | 74         | 54.51    | 32.22    | 4.58   | 35.86  | 103    | 308     | P       | H       |
|                         |      | 2390      | 43.54      | -10.46 | 54         | 42.6     | 32.22    | 4.58   | 35.86  | 103    | 308     | A       | H       |

1. Path Loss(dB) = Cable loss(dB) + Filter loss(dB) + Attenuator loss(dB)
2. Level(dBμV/m) =  
Antenna Factor(dB/m) + Path Loss(dB) + Read Level(dBμV) - Preamp Factor(dB)
3. Over Limit(dB) = Level(dBμV/m) – Limit Line(dBμV/m)

**For Peak Limit @ 2390MHz:**

1. Level(dBμV/m)  
= Antenna Factor(dB/m) + Path Loss(dB) + Read Level(dBμV) - Preamp Factor(dB)  
= 32.22(dB/m) + 4.58(dB) + 54.51(dBμV) – 35.86 (dB)  
= 55.45 (dBμV/m)
2. Over Limit(dB)  
= Level(dBμV/m) – Limit Line(dBμV/m)  
= 55.45(dBμV/m) – 74(dBμV/m)  
= -18.55(dB)

**For Average Limit @ 2390MHz:**

1. Level(dBμV/m)  
= Antenna Factor(dB/m) + Path Loss(dB) + Read Level(dBμV) - Preamp Factor(dB)  
= 32.22(dB/m) + 4.58(dB) + 42.6(dBμV) – 35.86 (dB)  
= 43.54 (dBμV/m)
2. Over Limit(dB)  
= Level(dBμV/m) – Limit Line(dBμV/m)  
= 43.54(dBμV/m) – 54(dBμV/m)  
= -10.46(dB)

Both peak and average measured complies with the limit line, so test result is “PASS”.



## Appendix D. Radiated Spurious Emission Plots

|                 |   |                     |         |
|-----------------|---|---------------------|---------|
| Test Engineer : | KenWu, Jacky Hong, JC Liang, and Hao Xu | Temperature :       | 22~24°C |
|                 |   | Relative Humidity : | 48~52%  |

### Note symbol

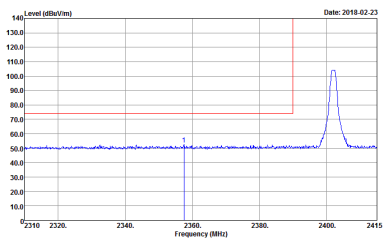
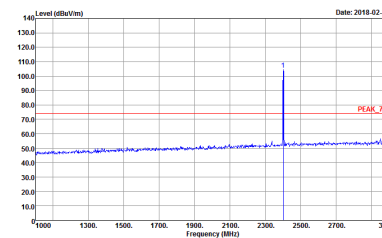
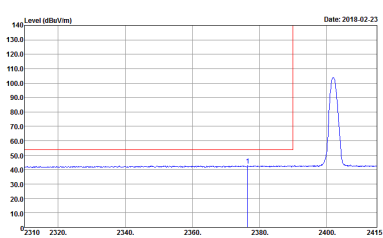
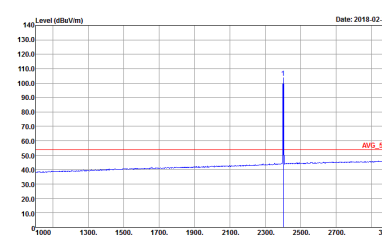
|    |                       |
|----|-----------------------|
| -L | Low channel location  |
| -R | High channel location |



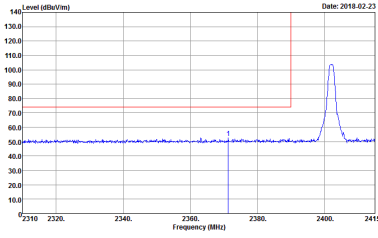
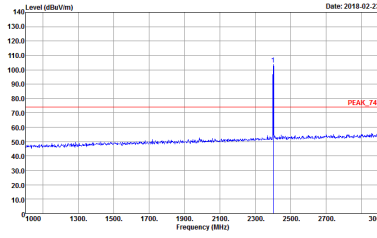
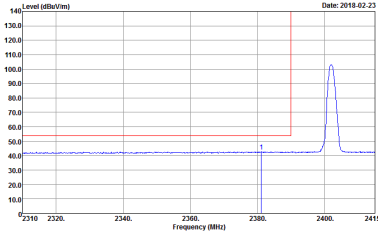
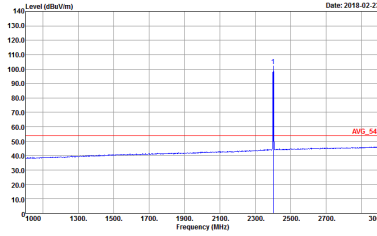
<For 1Mbps>

2.4GHz 2400~2483.5MHz

BLE (Band Edge @ 3m)

| BLE  | 2.4GHz 2400~2483.5MHz Band Edge @ 3m  |   |
|------|---|---|
|      | BLE CH00 2402MHz  |   |
|      | Horizontal  | Fundamental   |
| Peak |  <p>Site : 03CH11-HY<br/>Condition : PEAK_BE_74 3m HORN 9120D-HF HORIZONTAL<br/>: RBW:1000.000KHz VBW:3000.000KHz SWT:Auto</p> |  <p>Site : 03CH11-HY<br/>Condition : PEAK_74 3m HORN 9120D-HF HORIZONTAL<br/>: RBW:1000.000KHz VBW:3000.000KHz SWT:Auto</p> |
| Avg. |  <p>Site : 03CH11-HY<br/>Condition : AVG_BE_54 3m HORN 9120D-HF HORIZONTAL<br/>: RBW:1000.000KHz VBW:3.000KHz SWT:Auto</p>   |  <p>Site : 03CH11-HY<br/>Condition : AVG_54 3m HORN 9120D-HF HORIZONTAL<br/>: RBW:1000.000KHz VBW:3.000KHz SWT:Auto</p>   |

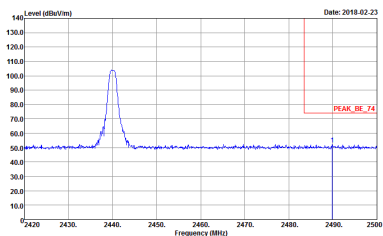
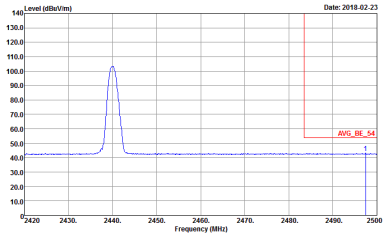


| BLE                | 2.4GHz 2400~2483.5MHz Band Edge @ 3m  |   |
|--------------------|---|---|
| BLE CH00 2402MHz   |   |   |
|                    | Vertical  | Fundamental   |
| <p><b>Peak</b></p> |  <p>Site : 03CH11-HY<br/>Condition : PEAK_BE_74 3m HORN 9120D-HF VERTICAL<br/>: RBW:1000.000KHz VBW:3000.000KHz SWT:Auto</p> |  <p>Site : 03CH11-HY<br/>Condition : PEAK_74 3m HORN 9120D-HF VERTICAL<br/>: RBW:1000.000KHz VBW:3000.000KHz SWT:Auto</p> |
| <p><b>Avg</b></p>  |  <p>Site : 03CH11-HY<br/>Condition : AVG_BE_54 3m HORN 9120D-HF VERTICAL<br/>: RBW:1000.000KHz VBW:3.000KHz SWT:Auto</p>   |  <p>Site : 03CH11-HY<br/>Condition : AVG_54 3m HORN 9120D-HF VERTICAL<br/>: RBW:1000.000KHz VBW:3.000KHz SWT:Auto</p>   |

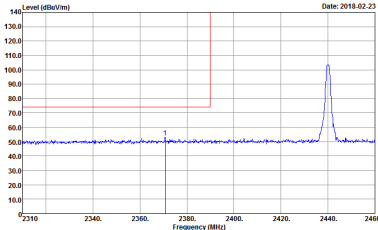
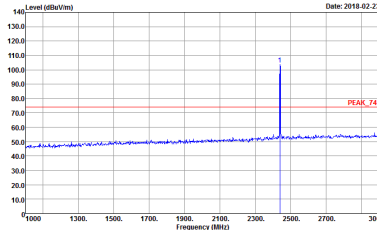
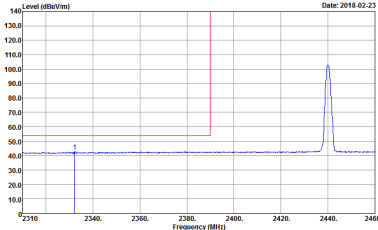
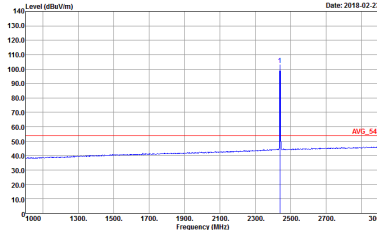


| BLE  | 2.4GHz 2400~2483.5MHz Band Edge @ 3m   |  |
|------|--|--|
|      | BLE CH19 2440MHz - L   |  |
|      | Horizontal   | Fundamental  |
| Peak | <p>Level (dBm/1m) vs Frequency (MHz) for Horizontal. Peak at 2440 MHz.</p> <p>Site : 03CH11-HY<br/>Condition : PEAK_BE_74 3m HORN 91200-HF HORIZONTAL<br/>: RBW:1000.000KHz VBW:3000.000KHz SWT:Auto</p>         | <p>Level (dBm/1m) vs Frequency (MHz) for Fundamental. Peak at 2440 MHz.</p> <p>Site : 03CH11-HY<br/>Condition : PEAK_74 3m HORN 91200-HF HORIZONTAL<br/>: RBW:1000.000KHz VBW:3000.000KHz SWT:Auto</p>         |
| Avg. | <p>Level (dBm/1m) vs Frequency (MHz) for Horizontal. Average level at 2440 MHz.</p> <p>Site : 03CH11-HY<br/>Condition : AVG_BE_54 3m HORN 91200-HF HORIZONTAL<br/>: RBW:1000.000KHz VBW:3000.000KHz SWT:Auto</p> | <p>Level (dBm/1m) vs Frequency (MHz) for Fundamental. Average level at 2440 MHz.</p> <p>Site : 03CH11-HY<br/>Condition : AVG_54 3m HORN 91200-HF HORIZONTAL<br/>: RBW:1000.000KHz VBW:3000.000KHz SWT:Auto</p> |



| BLE                  | 2.4GHz 2400~2483.5MHz Band Edge @ 3m  |                   |
|----------------------|---|-------------------|
| BLE CH19 2440MHz - R |   |                   |
|                      | Horizontal  | Fundamental       |
| <p><b>Peak</b></p>   |  <p>Site : 03CH11-HY<br/>Condition : PEAK_BE_74 3m HORN 91200-HF HORIZONTAL<br/>: RBW:1000.000KHz VBW:3000.000KHz SWT:Auto</p> | <p>Left blank</p> |
| <p><b>Avg.</b></p>   |  <p>Site : 03CH11-HY<br/>Condition : AVG_BE_54 3m HORN 91200-HF HORIZONTAL<br/>: RBW:1000.000KHz VBW:3.000KHz SWT:Auto</p>   | <p>Left blank</p> |

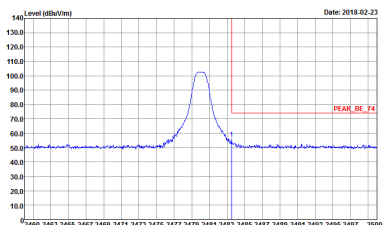
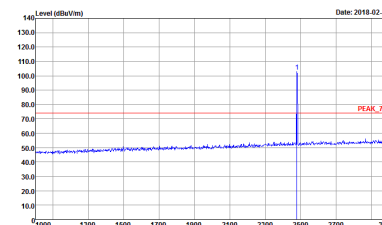
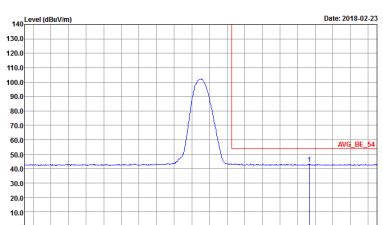
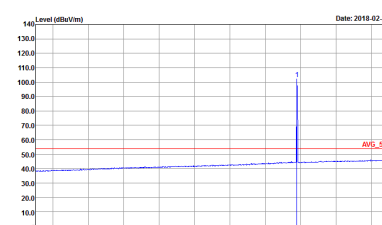


| BLE                  | 2.4GHz 2400~2483.5MHz Band Edge @ 3m  |   |
|----------------------|---|---|
| BLE CH19 2440MHz - L |   |   |
|                      | Vertical  | Fundamental   |
| Peak                 |  <p>Site : 03CH11-HY<br/>Condition : PEAK_BE_74 3m HORN 9120D-HF VERTICAL<br/>: RBW:1000.000KHz VBW:3000.000KHz SWT:Auto</p> |  <p>Site : 03CH11-HY<br/>Condition : PEAK_74 3m HORN 9120D-HF VERTICAL<br/>: RBW:1000.000KHz VBW:3000.000KHz SWT:Auto</p> |
| Avg.                 |  <p>Site : 03CH11-HY<br/>Condition : AVG_BE_54 3m HORN 9120D-HF VERTICAL<br/>: RBW:1000.000KHz VBW:3.000KHz SWT:Auto</p>   |  <p>Site : 03CH11-HY<br/>Condition : AVG_54 3m HORN 9120D-HF VERTICAL<br/>: RBW:1000.000KHz VBW:3.000KHz SWT:Auto</p>   |



| BLE  | 2.4GHz 2400~2483.5MHz Band Edge @ 3m  |             |
|------|---|-------------|
|      | BLE CH19 2440MHz - R  |             |
|      | Vertical  | Fundamental |
| Peak | <p>Site : 03CH11-HY<br/>Condition : PEAK_BE_74 3m HORN 91200-HF VERTICAL<br/>: RBW:1000.000KHz VBW:3000.000KHz SWT:Auto</p> | Left blank  |
| Avg. | <p>Site : 03CH11-HY<br/>Condition : AVG_BE_54 3m HORN 91200-HF VERTICAL<br/>: RBW:1000.000KHz VBW:3.000KHz SWT:Auto</p>     | Left blank  |



| BLE              | 2.4GHz 2400~2483.5MHz Band Edge @ 3m  |   |
|------------------|---|---|
| BLE CH39 2480MHz |   |   |
|                  | Horizontal  | Fundamental   |
| Peak             |  <p>Site : 03CH11-HY<br/>Condition : PEAK_BE_74 3m HORN 91200-HF HORIZONTAL<br/>: RBW:1000.000KHz VBW:3000.000KHz SWT:Auto</p> |  <p>Site : 03CH11-HY<br/>Condition : PEAK_74 3m HORN 91200-HF HORIZONTAL<br/>: RBW:1000.000KHz VBW:3000.000KHz SWT:Auto</p> |
| Avg.             |  <p>Site : 03CH11-HY<br/>Condition : AVG_BE_54 3m HORN 91200-HF HORIZONTAL<br/>: RBW:1000.000KHz VBW:3.000KHz SWT:Auto</p>   |  <p>Site : 03CH11-HY<br/>Condition : AVG_54 3m HORN 91200-HF HORIZONTAL<br/>: RBW:1000.000KHz VBW:3.000KHz SWT:Auto</p>   |



| BLE              | 2.4GHz 2400~2483.5MHz Band Edge @ 3m  |  |
|------------------|---|--|
| BLE CH39 2480MHz |   |  |
|                  | Vertical  | Fundamental  |
| Peak             | <p>Site : 03CH11-HY<br/>Condition : PEAK_BE_74 3m HORN 9120D-HF VERTICAL<br/>: RBW:1000.000KHz VBW:3000.000KHz SWT:Auto</p> | <p>Site : 03CH11-HY<br/>Condition : PEAK_74 3m HORN 9120D-HF VERTICAL<br/>: RBW:1000.000KHz VBW:3000.000KHz SWT:Auto</p> |
| Avg.             | <p>Site : 03CH11-HY<br/>Condition : AVG_BE_54 3m HORN 9120D-HF VERTICAL<br/>: RBW:1000.000KHz VBW:3.000KHz SWT:Auto</p>     | <p>Site : 03CH11-HY<br/>Condition : AVG_54 3m HORN 9120D-HF VERTICAL<br/>: RBW:1000.000KHz VBW:3.000KHz SWT:Auto</p>     |

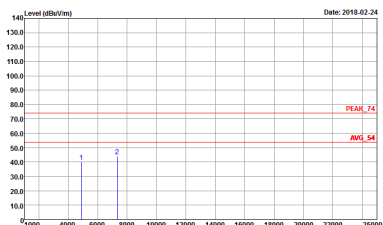
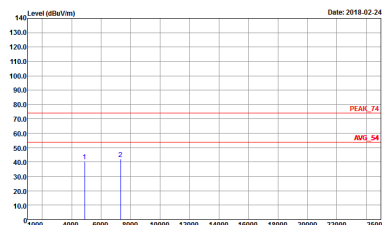


2.4GHz 2400~2483.5MHz

BLE (Harmonic @ 3m)

| BLE                  | 2.4GHz 2400~2483.5MHz Harmonic @ 3m   |   |
|----------------------|---|---|
|                      | BLE CH00 2402MHz  |   |
|                      | Horizontal  | Vertical  |
| <p>Peak<br/>Avg.</p> | <p>Site : 03CH11-HY<br/>Condition : PEAK_74 3m HORN 9120D-HF HORIZONTAL<br/>Detector : Peak</p> | <p>Site : 03CH11-HY<br/>Condition : PEAK_74 3m HORN 9120D-HF VERTICAL<br/>Detector : Peak</p> |



|                      |   |  |
|----------------------|---|--|
| BLE                  | 2.4GHz 2400~2483.5MHz Harmonic @ 3m   |  |
|                      | BLE CH19 2440MHz  |  |
|                      | Horizontal  | Vertical   |
| <p>Peak<br/>Avg.</p> |  <p>Site : 03CHI1-HY<br/>Condition : PEAK_74 3m HORN 9120D-HF HORIZONTAL<br/>Detector : Peak</p> |  <p>Site : 03CHI1-HY<br/>Condition : PEAK_74 3m HORN 9120D-HF VERTICAL<br/>Detector : Peak</p> |

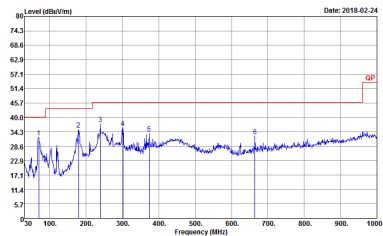
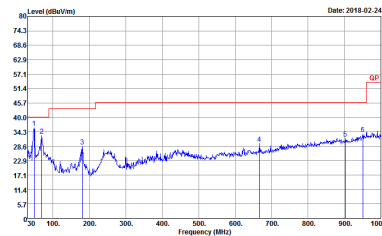


| BLE  | 2.4GHz 2400~2483.5MHz Harmonic @ 3m   |   |
|------|---|---|
|      | BLE CH39 2480MHz  |   |
|      | Horizontal  | Vertical  |
| Peak | <p>Site : 03CHI1-HY<br/>Condition : PEAK_74 3m HORN 9120D-HF HORIZONTAL<br/>Detector : Peak</p> | <p>Site : 03CHI1-HY<br/>Condition : PEAK_74 3m HORN 9120D-HF VERTICAL<br/>Detector : Peak</p> |



Emission below 1GHz

2.4GHz BLE (LF)

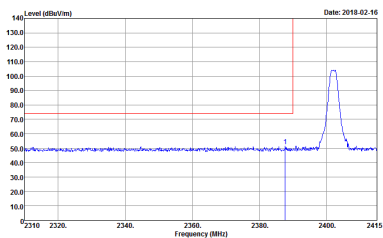
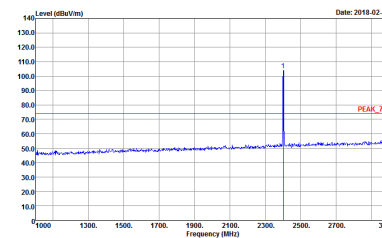
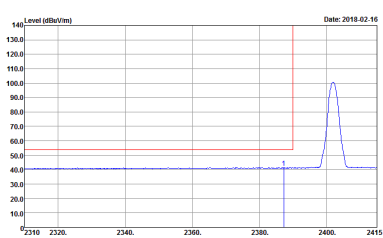
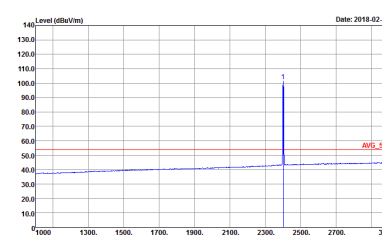
| BLE          | 2.4GHz 2400~2483.5MHz  |   |
|--------------|--|---|
|              | BLE LF   |   |
|              | Horizontal   | Vertical  |
| QP /<br>Peak |  <p>Site : 03CHI1-HY<br/>Condition : QP 3m BL-LOG 6111D-LF_ETC HORIZONTAL<br/>Detector : Peak</p> |  <p>Site : 03CHI1-HY<br/>Condition : QP 3m BL-LOG 6111D-LF_ETC VERTICAL<br/>Detector : Peak</p> |



<For 2Mbps>

2.4GHz 2400~2483.5MHz

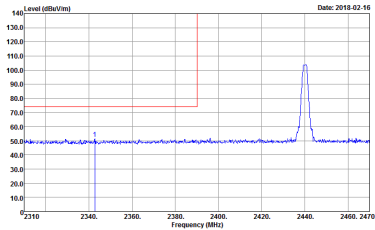
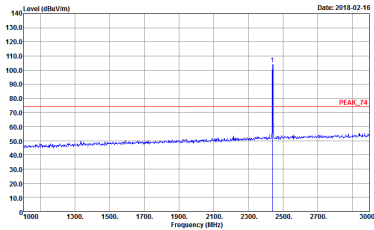
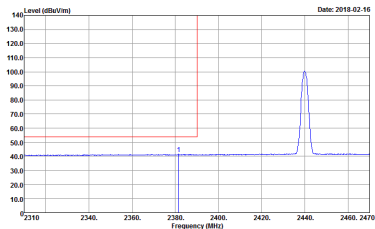
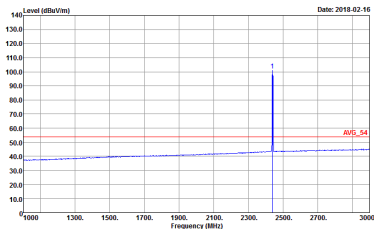
BLE (Band Edge @ 3m)

| BLE  | 2.4GHz 2400~2483.5MHz Band Edge @ 3m  |   |
|------|---|---|
|      | BLE CH00 2402MHz  |   |
|      | Horizontal  | Fundamental   |
| Peak |  <p>Site : 03CH11-HY<br/>Condition : PEAK_BE_74 3m HORN 9120D-HF HORIZONTAL<br/>: RBW:1000.000KHz VBW:3000.000KHz SWT:Auto</p> |  <p>Site : 03CH11-HY<br/>Condition : PEAK_74 3m HORN 9120D-HF HORIZONTAL<br/>: RBW:1000.000KHz VBW:3000.000KHz SWT:Auto</p> |
| Avg. |  <p>Site : 03CH11-HY<br/>Condition : AVG_BE_54 3m HORN 9120D-HF HORIZONTAL<br/>: RBW:1000.000KHz VBW:1000KHz SWT:Auto</p>    |  <p>Site : 03CH11-HY<br/>Condition : AVG_54 3m HORN 9120D-HF HORIZONTAL<br/>: RBW:1000.000KHz VBW:1000KHz SWT:Auto</p>    |



| BLE                | 2.4GHz 2400~2483.5MHz Band Edge @ 3m  |  |
|--------------------|---|--|
| BLE CH00 2402MHz   |   |  |
|                    | Vertical  | Fundamental  |
| <p><b>Peak</b></p> | <p>Site : 03CH11-HY<br/>           Condition : PEAK_BE_74 3m HORN 9120D-HF VERTICAL<br/>           : RBW:1000.000KHz VBW:3000.000KHz SWT:Auto</p> | <p>Site : 03CH11-HY<br/>           Condition : PEAK_74 3m HORN 9120D-HF VERTICAL<br/>           : RBW:1000.000KHz VBW:3000.000KHz SWT:Auto</p> |
| <p><b>Avg</b></p>  | <p>Site : 03CH11-HY<br/>           Condition : AVG_BE_54 3m HORN 9120D-HF VERTICAL<br/>           : RBW:1000.000KHz VBW:1.000KHz SWT:Auto</p>     | <p>Site : 03CH11-HY<br/>           Condition : AVG_54 3m HORN 9120D-HF VERTICAL<br/>           : RBW:1000.000KHz VBW:1.000KHz SWT:Auto</p>     |

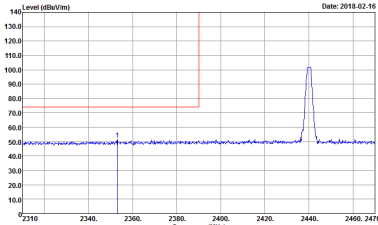
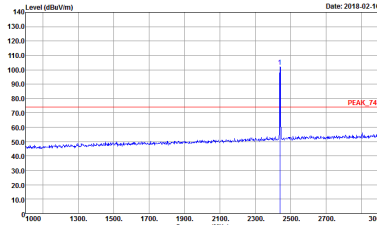
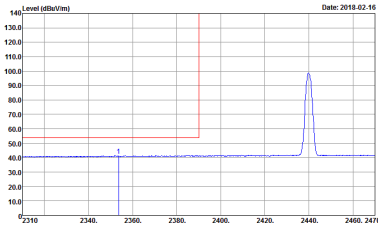
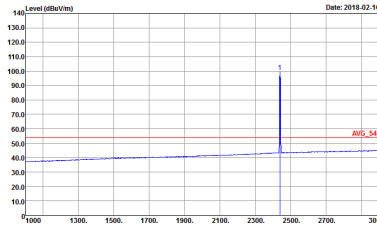


| BLE  | 2.4GHz 2400~2483.5MHz Band Edge @ 3m  |   |
|------|---|---|
|      | BLE CH19 2440MHz - L  |   |
|      | Horizontal  | Fundamental   |
| Peak |  <p>Date: 2018-02-16</p> <p>Site : 03CH11-HY<br/>Condition : PEAK_BE_74 3m HORN 91200-HF HORIZONTAL<br/>: RBW:1000.000KHz VBW:3000.000KHz SWT:Auto</p> |  <p>Date: 2018-02-16</p> <p>Site : 03CH11-HY<br/>Condition : PEAK_74 3m HORN 91200-HF HORIZONTAL<br/>: RBW:1000.000KHz VBW:3000.000KHz SWT:Auto</p> |
| Avg. |  <p>Date: 2018-02-16</p> <p>Site : 03CH11-HY<br/>Condition : AVG_BE_54 3m HORN 91200-HF HORIZONTAL<br/>: RBW:1000.000KHz VBW:1.000KHz SWT:Auto</p>   |  <p>Date: 2018-02-16</p> <p>Site : 03CH11-HY<br/>Condition : AVG_54 3m HORN 91200-HF HORIZONTAL<br/>: RBW:1000.000KHz VBW:1.000KHz SWT:Auto</p>   |

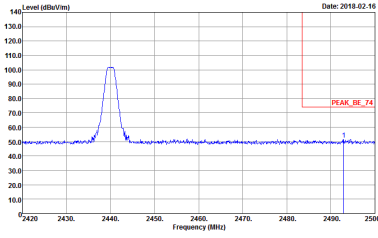
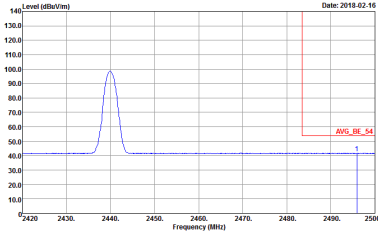


| BLE  | 2.4GHz 2400~2483.5MHz Band Edge @ 3m  |             |
|------|---|-------------|
|      | BLE CH19 2440MHz - R  |             |
|      | Horizontal  | Fundamental |
| Peak | <p>Site : 03CH11-HY<br/>Condition : PEAK_BE_74 3m HORN 91200-HF HORIZONTAL<br/>: RBW:1000.000KHz VBW:3000.000KHz SWT:Auto</p> | Left blank  |
| Avg. | <p>Site : 03CH11-HY<br/>Condition : AVG_BE_54 3m HORN 91200-HF HORIZONTAL<br/>: RBW:1000.000KHz VBW:1.000KHz SWT:Auto</p>     | Left blank  |

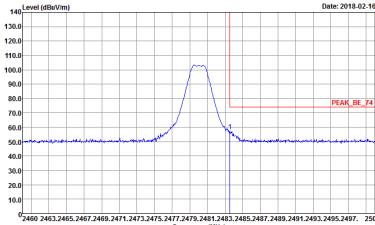
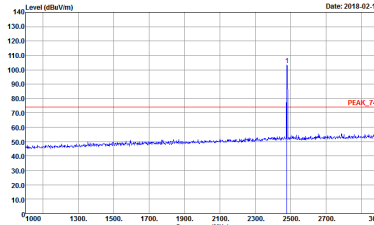
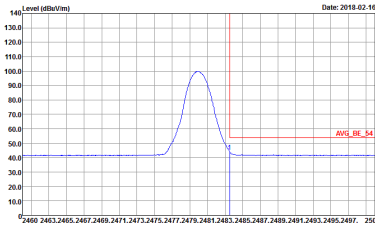
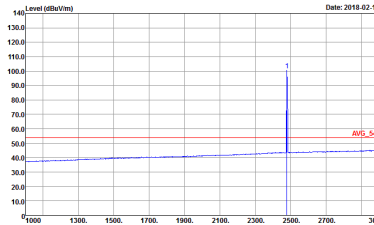


| BLE                  | 2.4GHz 2400~2483.5MHz Band Edge @ 3m  |   |
|----------------------|---|---|
| BLE CH19 2440MHz - L |   |   |
|                      | Vertical  | Fundamental   |
| Peak                 |  <p>Site : 03CH11-HY<br/>Condition : PEAK_BE_74 3m HORN 9120D-HF VERTICAL<br/>: RBW:1000.000KHz VBW:3000.000KHz SWT:Auto</p> |  <p>Site : 03CH11-HY<br/>Condition : PEAK_74 3m HORN 9120D-HF VERTICAL<br/>: RBW:1000.000KHz VBW:3000.000KHz SWT:Auto</p> |
| Avg.                 |  <p>Site : 03CH11-HY<br/>Condition : AVG_BE_54 3m HORN 9120D-HF VERTICAL<br/>: RBW:1000.000KHz VBW:1.000KHz SWT:Auto</p>   |  <p>Site : 03CH11-HY<br/>Condition : AVG_54 3m HORN 9120D-HF VERTICAL<br/>: RBW:1000.000KHz VBW:1.000KHz SWT:Auto</p>   |

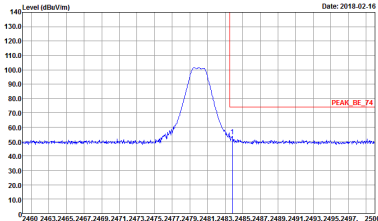
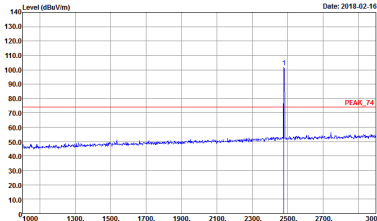
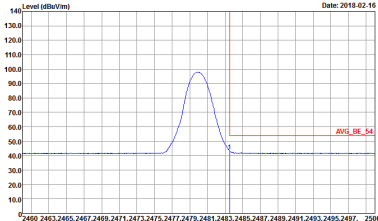
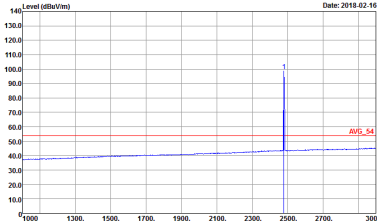


| BLE                  | 2.4GHz 2400~2483.5MHz Band Edge @ 3m  |                   |
|----------------------|---|-------------------|
| BLE CH19 2440MHz - R |   |                   |
|                      | Vertical  | Fundamental       |
| <p><b>Peak</b></p>   |  <p>Site : 03CH11-HY<br/>Condition : PEAK_BE_74 3m HORN 91200-HF VERTICAL<br/>: RBW:1000.000KHz VBW:3000.000KHz SWT:Auto</p> | <p>Left blank</p> |
| <p><b>Avg.</b></p>   |  <p>Site : 03CH11-HY<br/>Condition : AVG_BE_54 3m HORN 91200-HF VERTICAL<br/>: RBW:1000.000KHz VBW:1.000KHz SWT:Auto</p>   | <p>Left blank</p> |



| BLE              | 2.4GHz 2400~2483.5MHz Band Edge @ 3m  |   |
|------------------|---|---|
| BLE CH39 2480MHz |   |   |
|                  | Horizontal  | Fundamental   |
| Peak             |  <p>Site : 03CH11-HY<br/>Condition : PEAK_BE_74 3m HORN 9120D-HF HORIZONTAL<br/>: RBW:1000.000KHz VBW:3000.000KHz SWT:Auto</p> |  <p>Site : 03CH11-HY<br/>Condition : PEAK_74 3m HORN 9120D-HF HORIZONTAL<br/>: RBW:1000.000KHz VBW:3000.000KHz SWT:Auto</p> |
| Avg.             |  <p>Site : 03CH11-HY<br/>Condition : AVG_BE_54 3m HORN 9120D-HF HORIZONTAL<br/>: RBW:1000.000KHz VBW:1.000KHz SWT:Auto</p>   |  <p>Site : 03CH11-HY<br/>Condition : AVG_54 3m HORN 9120D-HF HORIZONTAL<br/>: RBW:1000.000KHz VBW:1.000KHz SWT:Auto</p>   |



| BLE              | 2.4GHz 2400~2483.5MHz Band Edge @ 3m  |   |
|------------------|---|---|
| BLE CH39 2480MHz |   |   |
|                  | Vertical  | Fundamental   |
| Peak             |  <p>Site : 03CH11-HY<br/>Condition : PEAK_BE_74 3m HORN 9120D-HF VERTICAL<br/>: RBW:1000.000KHz VBW:3000.000KHz SWT:Auto</p> |  <p>Site : 03CH11-HY<br/>Condition : PEAK_74 3m HORN 9120D-HF VERTICAL<br/>: RBW:1000.000KHz VBW:3000.000KHz SWT:Auto</p> |
| Avg.             |  <p>Site : 03CH11-HY<br/>Condition : AVG_BE_54 3m HORN 9120D-HF VERTICAL<br/>: RBW:1000.000KHz VBW:1.000KHz SWT:Auto</p>   |  <p>Site : 03CH11-HY<br/>Condition : AVG_54 3m HORN 9120D-HF VERTICAL<br/>: RBW:1000.000KHz VBW:1.000KHz SWT:Auto</p>   |



2.4GHz 2400~2483.5MHz

BLE (Harmonic @ 3m)

|              |   |   |
|--------------|---|---|
| BLE          | 2.4GHz 2400~2483.5MHz Harmonic @ 3m   |   |
|              | BLE CH00 2402MHz  |   |
|              | Horizontal  | Vertical  |
| Peak<br>Avg. | <p>Site : 03CH11-HY<br/>Condition : PEAK_74 3m HORN 9120D-HF HORIZONTAL<br/>Detector : Peak</p> | <p>Site : 03CH11-HY<br/>Condition : PEAK_74 3m HORN 9120D-HF VERTICAL<br/>Detector : Peak</p> |



| BLE          | 2.4GHz 2400~2483.5MHz Harmonic @ 3m   |   |
|--------------|---|---|
|              | BLE CH19 2440MHz  |   |
|              | Horizontal  | Vertical  |
| Peak<br>Avg. | <p>Site : 03CHI1-HY<br/>Condition : PEAK_74 3m HORN 9120D-HF HORIZONTAL<br/>Detector : Peak</p> | <p>Site : 03CHI1-HY<br/>Condition : PEAK_74 3m HORN 9120D-HF VERTICAL<br/>Detector : Peak</p> |

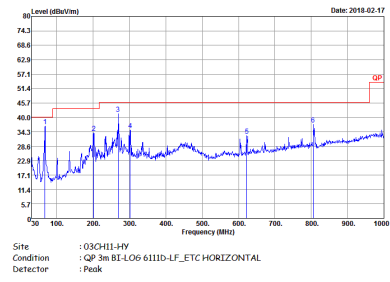
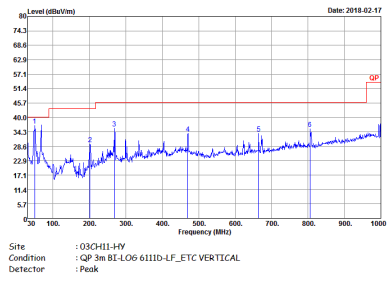


|             |   |   |
|-------------|---|---|
| <b>BLE</b>  | <b>2.4GHz 2400~2483.5MHz Harmonic @ 3m</b>  |   |
|             | <b>BLE CH39 2480MHz</b>   |   |
|             | <b>Horizontal</b>   | <b>Vertical</b>   |
| <b>Peak</b> | <p>Site : 03CHI1-HY<br/>         Condition : PEAK_74 3m HORN 9120D-HF HORIZONTAL<br/>         Detector : Peak</p> | <p>Site : 03CHI1-HY<br/>         Condition : PEAK_74 3m HORN 9120D-HF VERTICAL<br/>         Detector : Peak</p> |



Emission below 1GHz

2.4GHz BLE (LF)

| BLE          | 2.4GHz 2400~2483.5MHz  |   |
|--------------|--|---|
|              | BLE LF   |   |
|              | Horizontal   | Vertical  |
| QP /<br>Peak |  <p>Site : 03CH11-HY<br/>Condition : QP 3m BL-LOG 6111D-LF_ETC HORIZONTAL<br/>Detector : Peak</p> |  <p>Site : 03CH11-HY<br/>Condition : QP 3m BL-LOG 6111D-LF_ETC VERTICAL<br/>Detector : Peak</p> |

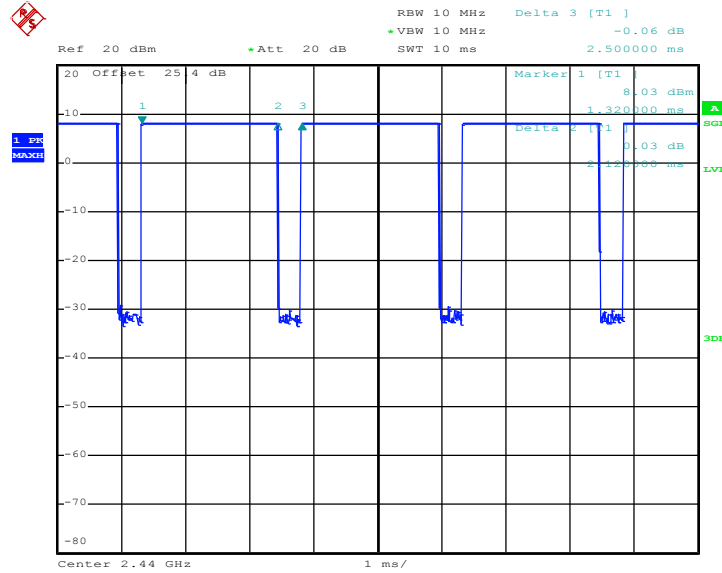


## Appendix E. Duty Cycle Plots

| Band                | Duty Cycle(%) | T(us) | 1/T(kHz) | VBW Setting | Duty Factor(dB) |
|---------------------|---------------|-------|----------|-------------|-----------------|
| Bluetooth –LE 1Mbps | 84.80         | 2120  | 0.47     | 1kHz        | 0.72            |
| Bluetooth –LE 2Mbps | 57.45         | 1080  | 0.93     | 1kHz        | 2.41            |

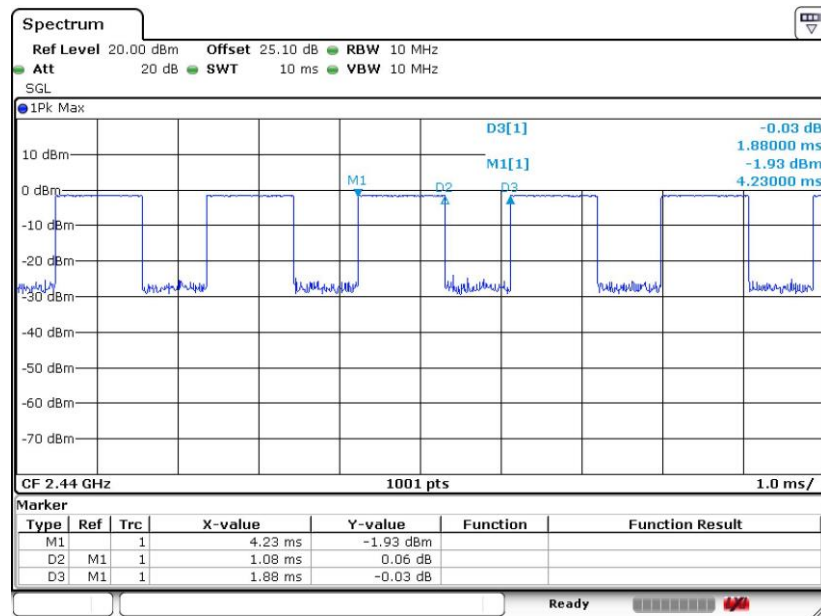


Bluetooth – LE 1Mbps



Date: 26.JAN.2018 22:59:49

Bluetooth – LE 2Mbps



Date: 23.JAN.2018 21:08:16