

### 1\_HAC T-Coil GSM850\_Voice\_Ch189(Z)

Communication System: UID 0, General GSM (0); Frequency: 836.4 MHz

Medium: Air Medium parameters used:  $\sigma = 0$  S/m,  $\epsilon_r = 1$ ;  $\rho = 0$  kg/m<sup>3</sup>

Ambient Temperature : 23.2 °C

DASY5 Configuration:

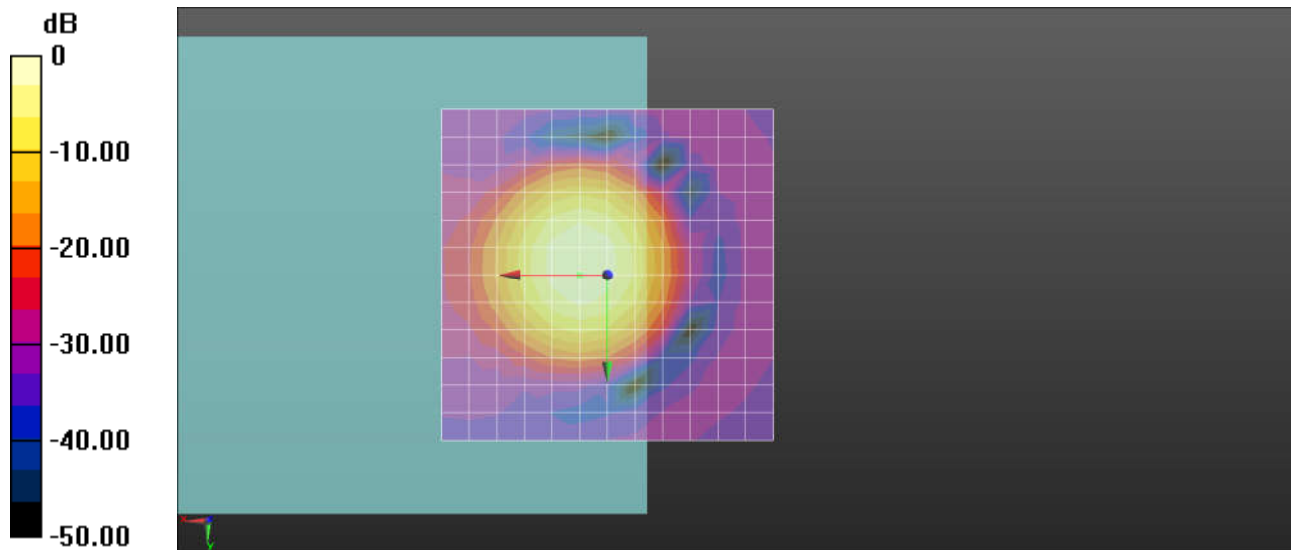
- Probe: AM1DV3 - 3093; ; Calibrated: 2017.5.19
- Sensor-Surface: 0mm (Fix Surface)
- Electronics: DAE4 Sn1326; Calibrated: 2017.9.15
- Phantom: HAC Test Arch with AMCC; Type: SD HAC P01 BA;
- Measurement SW: DASY52, Version 52.8 (8); SEMCAD X Version 14.6.10 (7331)

**Ch189/z (axial) 4.2mm 50 x 50/ABM SNR(x,y,z) (13x13x1):** Measurement grid: dx=10mm, dy=10mm

ABM1/ABM2 = 37.10 dB

ABM1 comp = -1.49 dBA/m

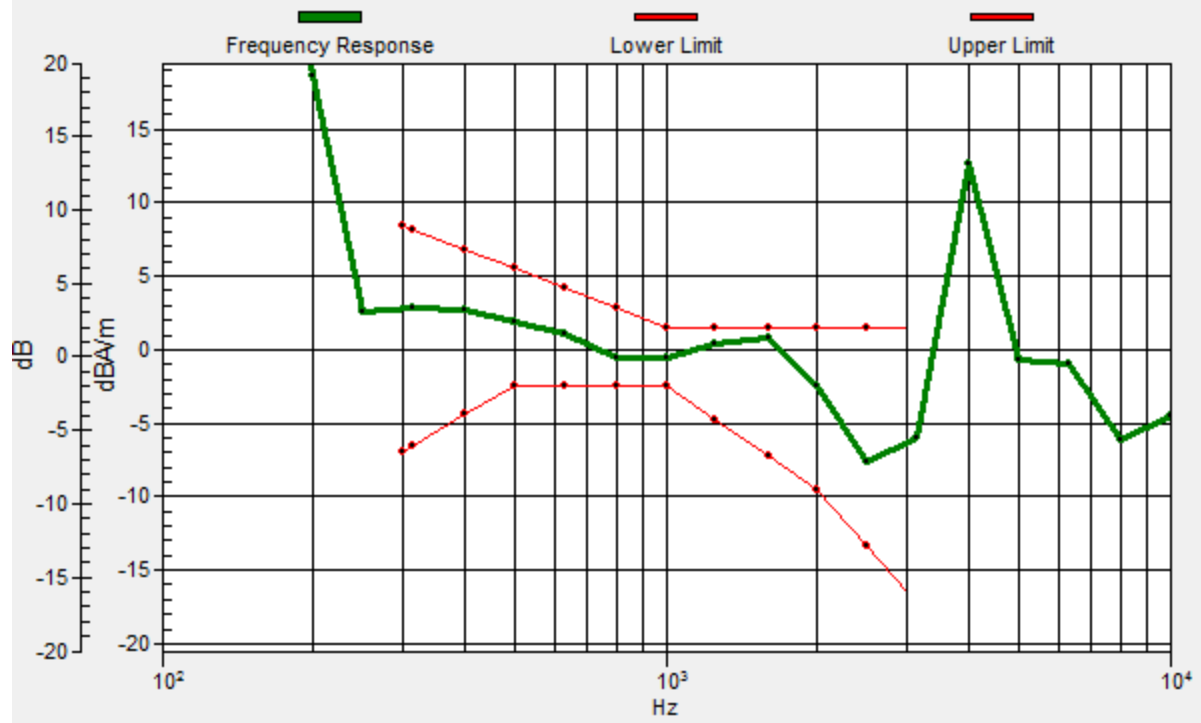
Location: 0, 0, 3.7 mm



0 dB = 1.000 A/m = 0.00 dBA/m

# Ch189/z (axial) wideband at best S/N/ABM Freq Resp(x,y,z,f)

Loc: 0, 0, 3.7 mm Diff: 0.7dB



### 1\_HAC T-Coil GSM850\_Voice\_Ch189(Y)

Communication System: UID 0, General GSM (0); Frequency: 836.4 MHz

Medium: Air Medium parameters used:  $\sigma = 0$  S/m,  $\epsilon_r = 1$ ;  $\rho = 0$  kg/m<sup>3</sup>

Ambient Temperature : 23.2 °C

DASY5 Configuration:

- Probe: AM1DV3 - 3093; ; Calibrated: 2017.5.19
- Sensor-Surface: 0mm (Fix Surface)
- Electronics: DAE4 Sn1326; Calibrated: 2017.9.15
- Phantom: HAC Test Arch with AMCC; Type: SD HAC P01 BA;
- Measurement SW: DASY52, Version 52.8 (8); SEMCAD X Version 14.6.10 (7331)

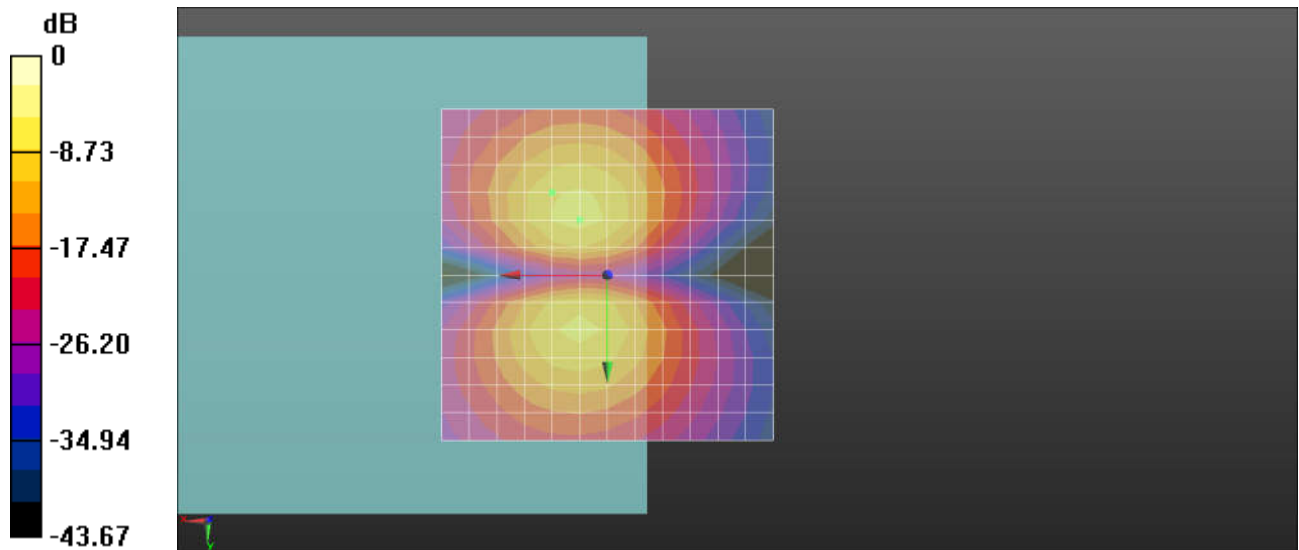
**Ch189/y (transversal) 4.2mm 50 x 50/ABM SNR(x,y,z) (13x13x1):** Measurement grid:

dx=10mm, dy=10mm

ABM1/ABM2 = 37.36 dB

ABM1 comp = -8.96 dBA/m

Location: 8.3, -12.5, 3.7 mm



0 dB = 1.000 A/m = 0.00 dBA/m

## 2\_HAC T-Coil GSM850\_Voice\_Ch1900(Z)

Communication System: UID 0, General GSM (0); Frequency: 1880 MHz

Medium: Air Medium parameters used:  $\sigma = 0$  S/m,  $\epsilon_r = 1$ ;  $\rho = 0$  kg/m<sup>3</sup>

Ambient Temperature : 23.2 °C

DASY5 Configuration:

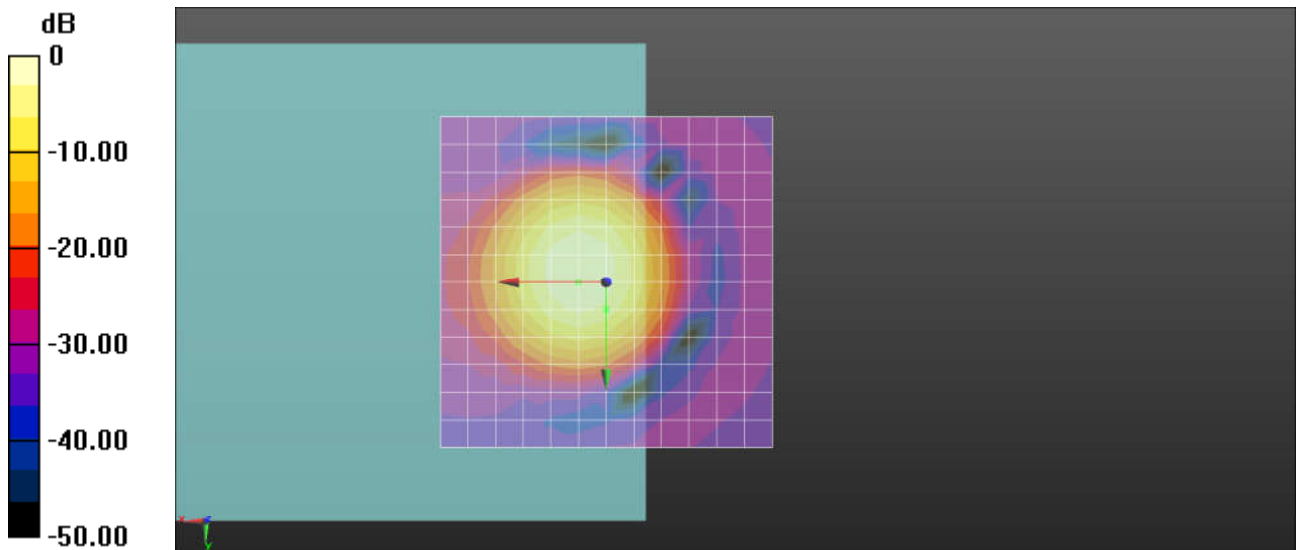
- Probe: AM1DV3 - 3093; ; Calibrated: 2017.5.19
- Sensor-Surface: 0mm (Fix Surface)
- Electronics: DAE4 Sn1326; Calibrated: 2017.9.15
- Phantom: HAC Test Arch with AMCC; Type: SD HAC P01 BA;
- Measurement SW: DASY52, Version 52.8 (8); SEMCAD X Version 14.6.10 (7331)

**Ch661/z (axial) 4.2mm 50 x 50/ABM SNR(x,y,z) (13x13x1):** Measurement grid: dx=10mm, dy=10mm

ABM1/ABM2 = 38.16 dB

ABM1 comp = -4.08 dBA/m

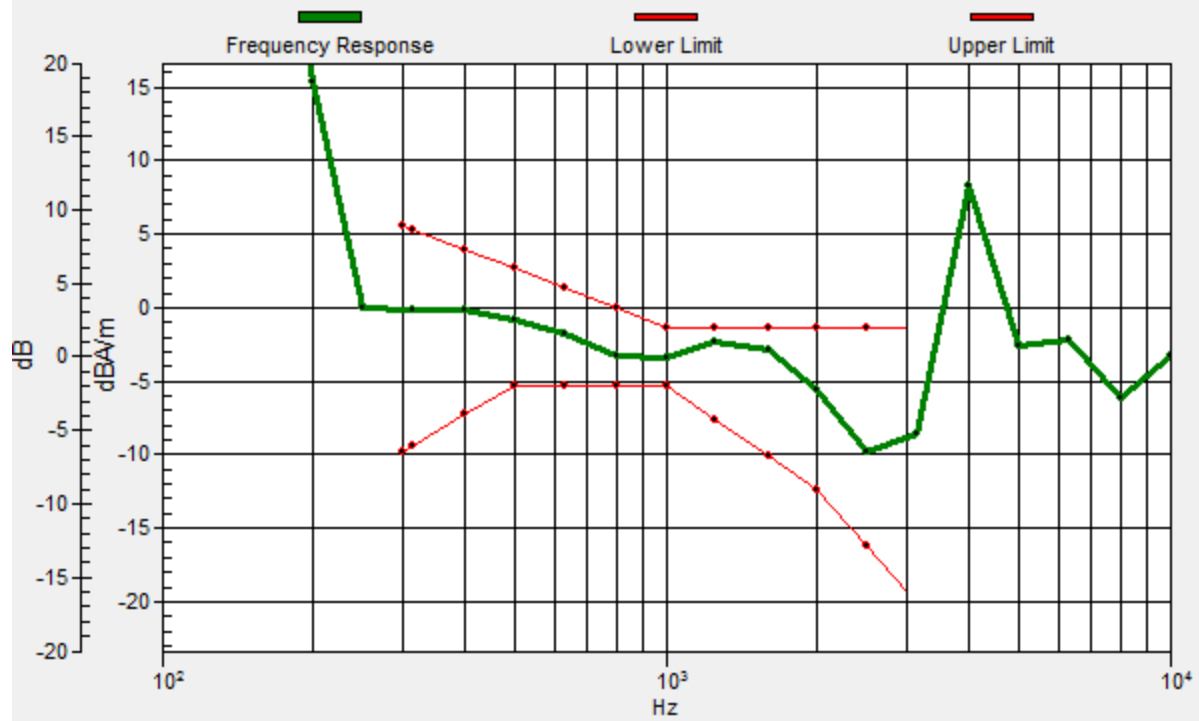
Location: 0, 4.2, 3.7 mm



0 dB = 1.000 A/m = 0.00 dBA/m

# Ch661/z (axial) wideband at best S/N/ABM Freq Resp(x,y,z,f)

Loc: 0, 4.2, 3.7 mm Diff: 0.92dB



## 2\_HAC T-Coil GSM850\_Voice\_Ch1900(Y)

Communication System: UID 0, General GSM (0); Frequency: 1880 MHz

Medium: Air Medium parameters used:  $\sigma = 0$  S/m,  $\epsilon_r = 1$ ;  $\rho = 0$  kg/m<sup>3</sup>

Ambient Temperature : 23.2 °C

DASY5 Configuration:

- Probe: AM1DV3 - 3093; ; Calibrated: 2017.5.19
- Sensor-Surface: 0mm (Fix Surface)
- Electronics: DAE4 Sn1326; Calibrated: 2017.9.15
- Phantom: HAC Test Arch with AMCC; Type: SD HAC P01 BA;
- Measurement SW: DASY52, Version 52.8 (8); SEMCAD X Version 14.6.10 (7331)

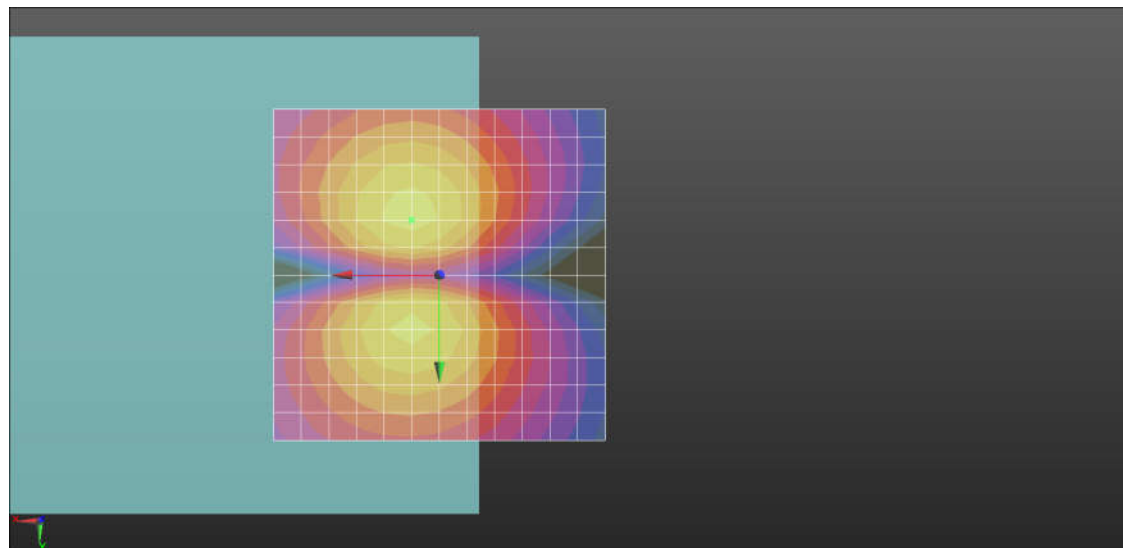
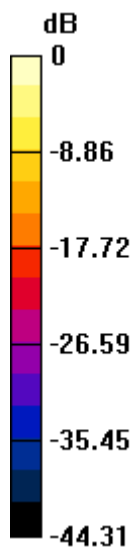
**Ch661/y (transversal) 4.2mm 50 x 50/ABM SNR(x,y,z) (13x13x1):** Measurement grid:

dx=10mm, dy=10mm

ABM1/ABM2 = 37.54 dB

ABM1 comp = -7.31 dBA/m

Location: 4.2, -8.3, 3.7 mm



0 dB = 1.000 A/m = 0.00 dBA/m

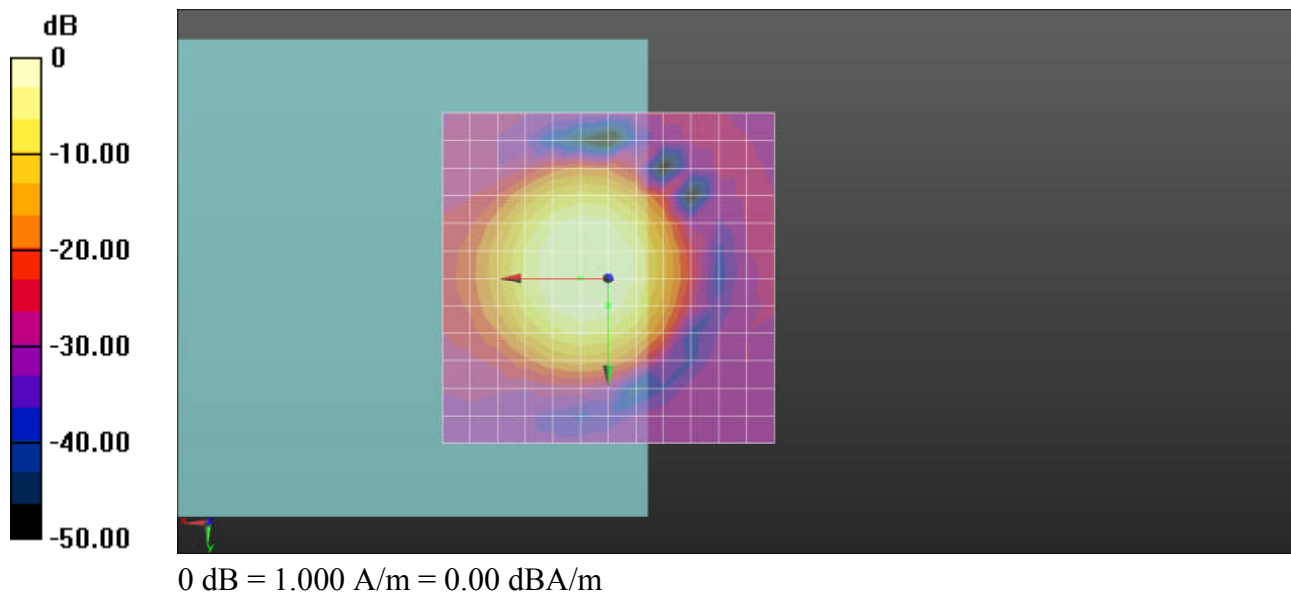
### 3\_HAC T-Coil WCDMA II\_Voice\_Ch9400(Z)

Communication System: UID 0, UMTS (0); Frequency: 1880 MHz  
Medium: Air Medium parameters used:  $\sigma = 0$  S/m,  $\epsilon_r = 1$ ;  $\rho = 0$  kg/m<sup>3</sup>  
Ambient Temperature : 23.2 °C

#### DASY5 Configuration:

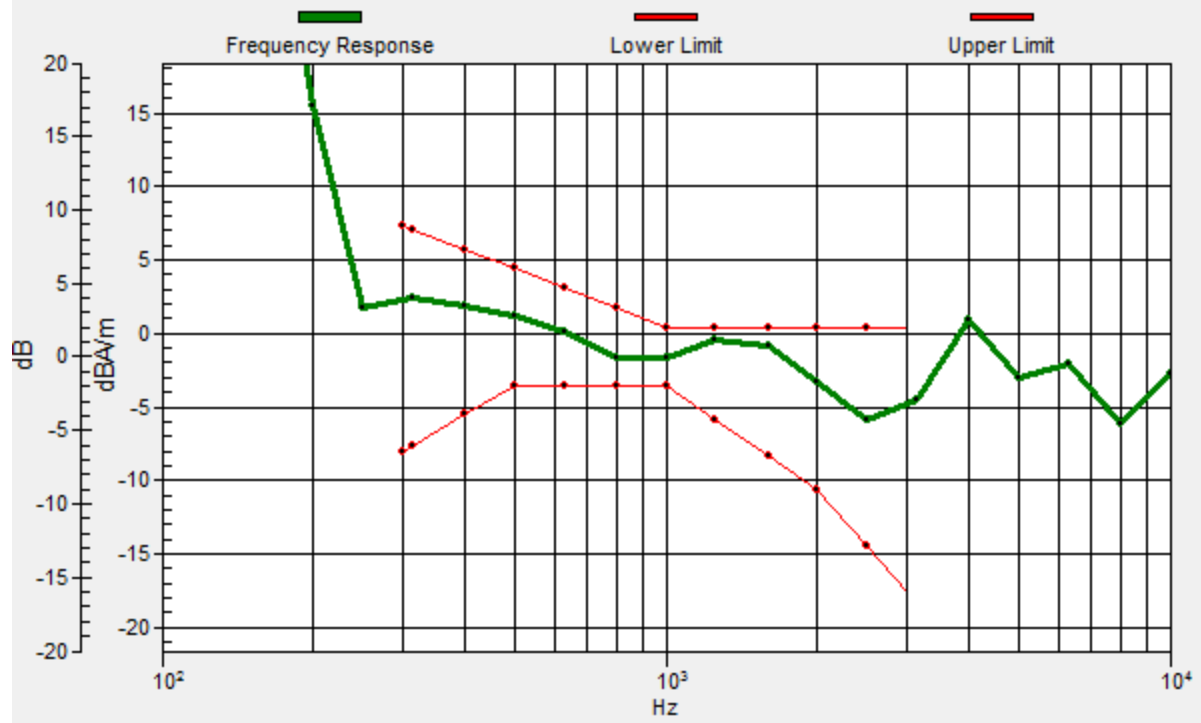
- Probe: AM1DV3 - 3093; ; Calibrated: 2017.5.19
- Sensor-Surface: 0mm (Fix Surface)
- Electronics: DAE4 Sn1326; Calibrated: 2017.9.15
- Phantom: HAC Test Arch with AMCC; Type: SD HAC P01 BA;
- Measurement SW: DASY52, Version 52.8 (8); SEMCAD X Version 14.6.10 (7331)

**Ch9400/z (axial) 4.2mm 50 x 50/ABM SNR(x,y,z) (13x13x1):** Measurement grid: dx=10mm, dy=10mm  
ABM1/ABM2 = 42.90 dB  
ABM1 comp = -1.00 dBA/m  
Location: 0, 4.2, 3.7 mm



# Ch9400/z (axial) wideband at best S/N/ABM Freq Resp(x,y,z,f)

Loc: 0, 4.2, 3.7 mm Diff: 0.79dB



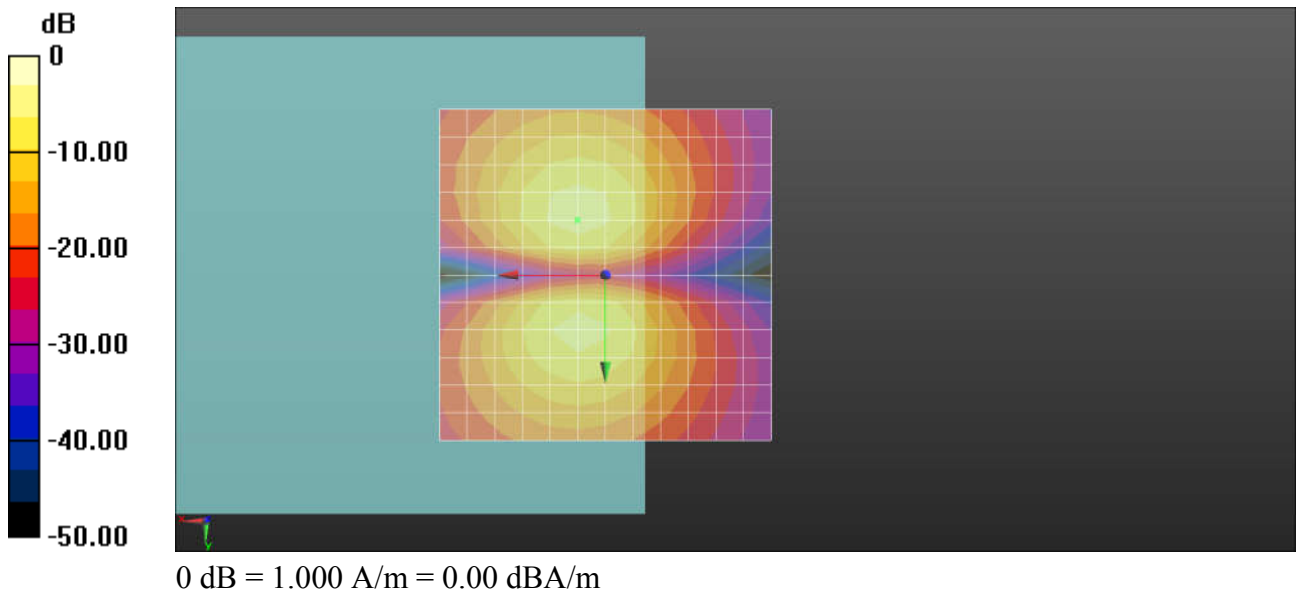
### 3\_HAC T-Coil WCDMA II\_Voice\_Ch9400(Y)

Communication System: UID 0, UMTS (0); Frequency: 1880 MHz  
Medium: Air Medium parameters used:  $\sigma = 0$  S/m,  $\epsilon_r = 1$ ;  $\rho = 0$  kg/m<sup>3</sup>  
Ambient Temperature : 23.2 °C

#### DASY5 Configuration:

- Probe: AM1DV3 - 3093; ; Calibrated: 2017.5.19
- Sensor-Surface: 0mm (Fix Surface)
- Electronics: DAE4 Sn1326; Calibrated: 2017.9.15
- Phantom: HAC Test Arch with AMCC; Type: SD HAC P01 BA;
- Measurement SW: DASY52, Version 52.8 (8); SEMCAD X Version 14.6.10 (7331)

**Ch9400/y (transversal) 4.2mm 50 x 50/ABM SNR(x,y,z) (13x13x1):** Measurement grid:  
dx=10mm, dy=10mm  
ABM1/ABM2 = 41.88 dB  
ABM1 comp = -4.76 dBA/m  
Location: 4.2, -8.3, 3.7 mm



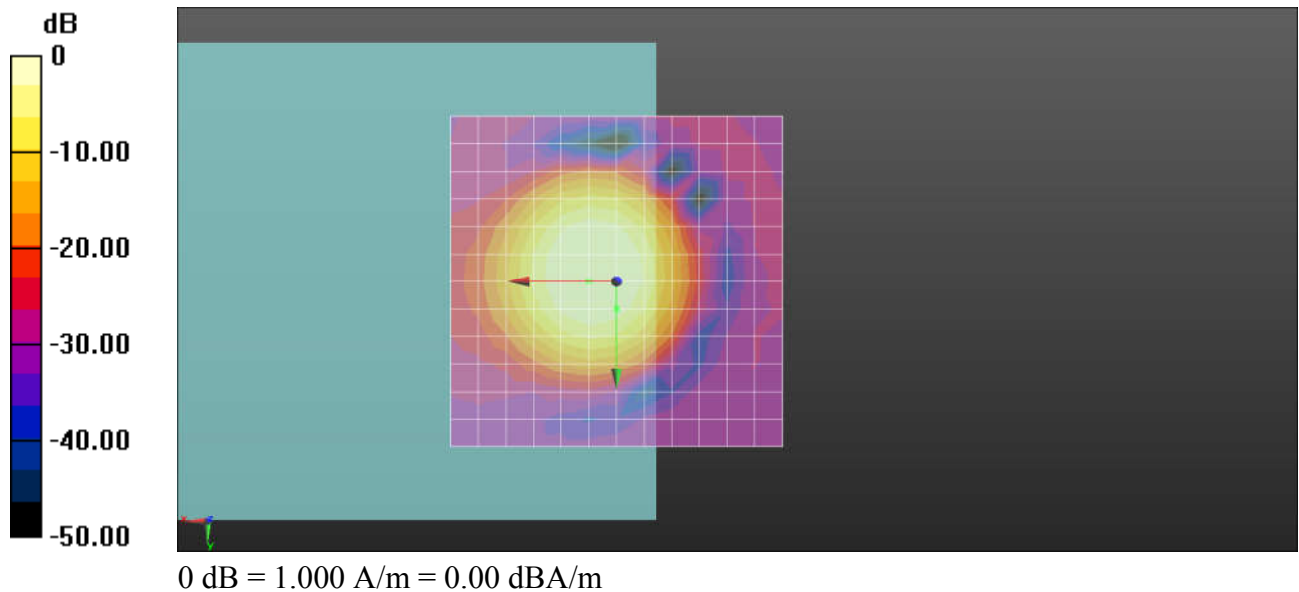
#### 4\_HAC T-Coil WCDMA IV\_Voice\_Ch1413(Z)

Communication System: UID 0, UMTS (0); Frequency: 1732.6 MHz  
Medium: Air Medium parameters used:  $\sigma = 0$  S/m,  $\epsilon_r = 1$ ;  $\rho = 0$  kg/m<sup>3</sup>  
Ambient Temperature : 23.2 °C

##### DASY5 Configuration:

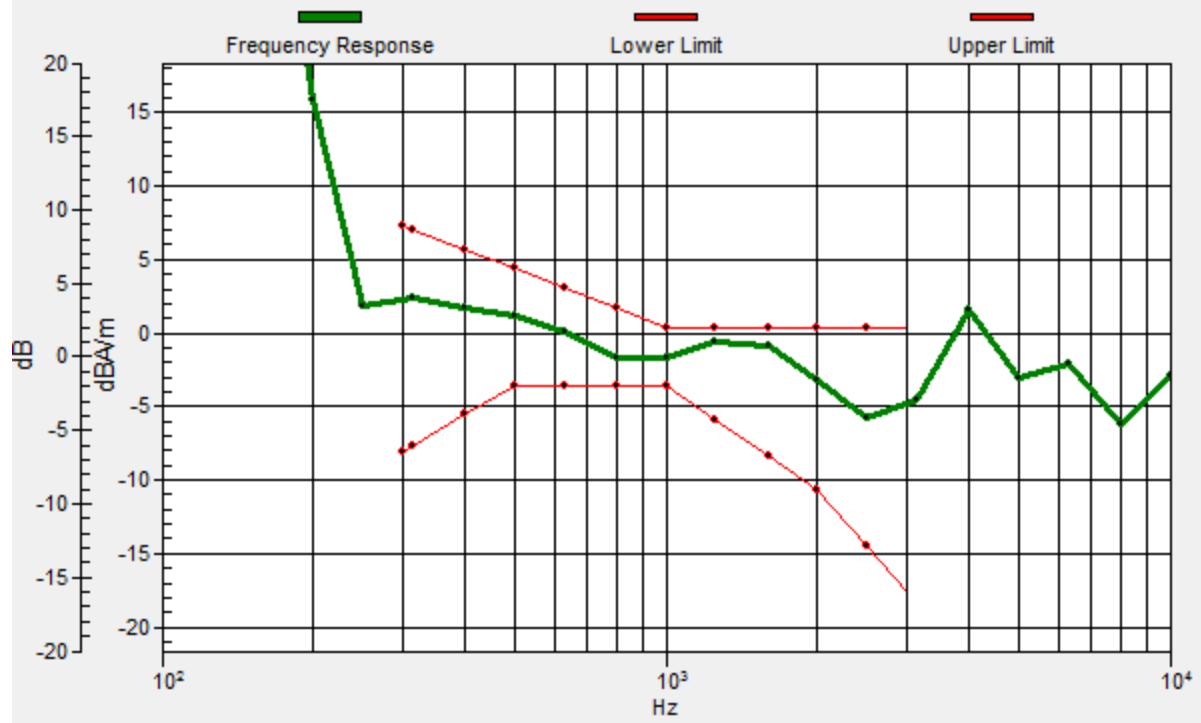
- Probe: AM1DV3 - 3093; ; Calibrated: 2017.5.19
- Sensor-Surface: 0mm (Fix Surface)
- Electronics: DAE4 Sn1326; Calibrated: 2017.9.15
- Phantom: HAC Test Arch with AMCC; Type: SD HAC P01 BA;
- Measurement SW: DASY52, Version 52.8 (8); SEMCAD X Version 14.6.10 (7331)

**Ch1413/z (axial) 4.2mm 50 x 50/ABM SNR(x,y,z) (13x13x1):** Measurement grid: dx=10mm, dy=10mm  
ABM1/ABM2 = 42.40 dB  
ABM1 comp = -0.99 dBA/m  
Location: 0, 4.2, 3.7 mm



# Ch1413/z (axial) wideband at best S/N/ABM Freq Resp(x,y,z,f)

Loc: 0, 4.2, 3.7 mm Diff: 0.95dB



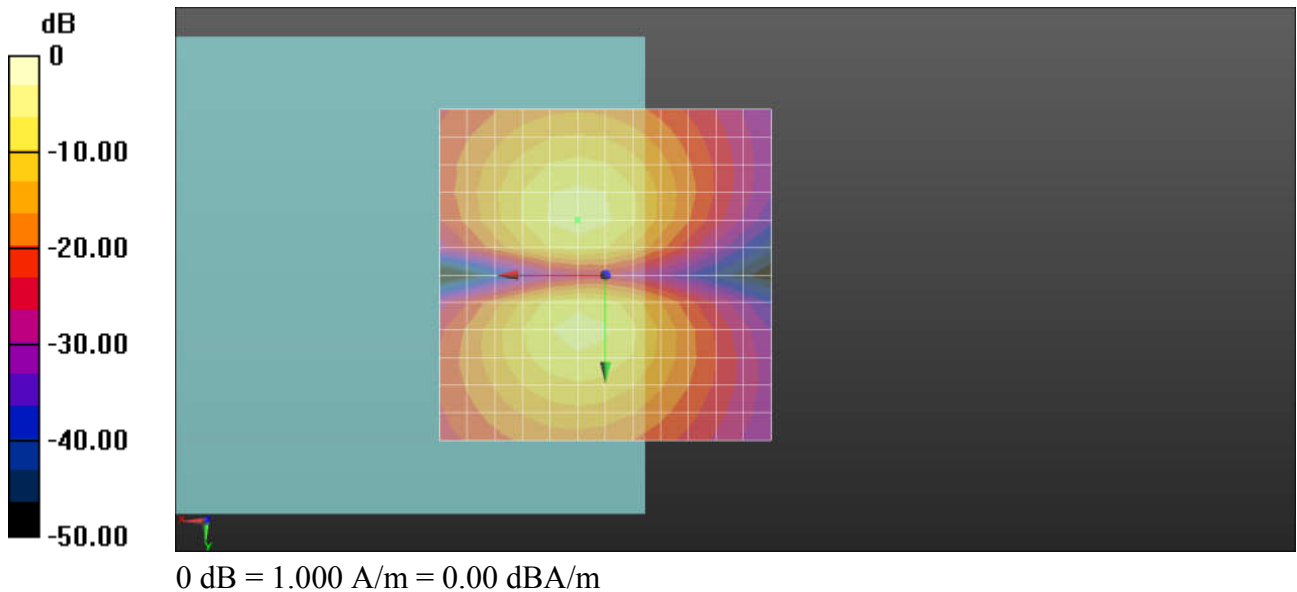
#### 4\_HAC T-Coil WCDMA IV\_Voice\_Ch1413(Y)

Communication System: UID 0, UMTS (0); Frequency: 1732.6 MHz  
Medium: Air Medium parameters used:  $\sigma = 0$  S/m,  $\epsilon_r = 1$ ;  $\rho = 0$  kg/m<sup>3</sup>  
Ambient Temperature : 23.2 °C

##### DASY5 Configuration:

- Probe: AM1DV3 - 3093; ; Calibrated: 2017.5.19
- Sensor-Surface: 0mm (Fix Surface)
- Electronics: DAE4 Sn1326; Calibrated: 2017.9.15
- Phantom: HAC Test Arch with AMCC; Type: SD HAC P01 BA;
- Measurement SW: DASY52, Version 52.8 (8); SEMCAD X Version 14.6.10 (7331)

**Ch1413/y (transversal) 4.2mm 50 x 50/ABM SNR(x,y,z) (13x13x1):** Measurement grid:  
dx=10mm, dy=10mm  
ABM1/ABM2 = 41.97 dB  
ABM1 comp = -4.78 dBA/m  
Location: 4.2, -8.3, 3.7 mm



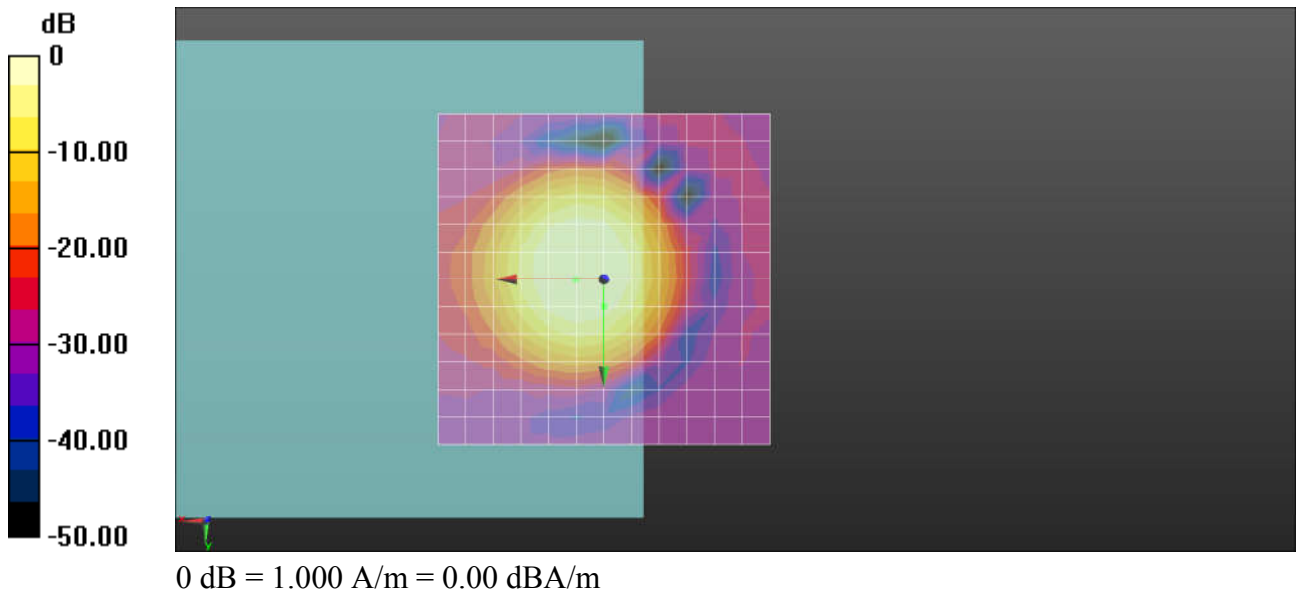
### 5\_HAC T-Coil WCDMA V\_Voice\_Ch4182(Z)

Communication System: UID 0, UMTS (0); Frequency: 836.4 MHz  
Medium: Air Medium parameters used:  $\sigma = 0$  S/m,  $\epsilon_r = 1$ ;  $\rho = 0$  kg/m<sup>3</sup>  
Ambient Temperature : 23.2 °C

#### DASY5 Configuration:

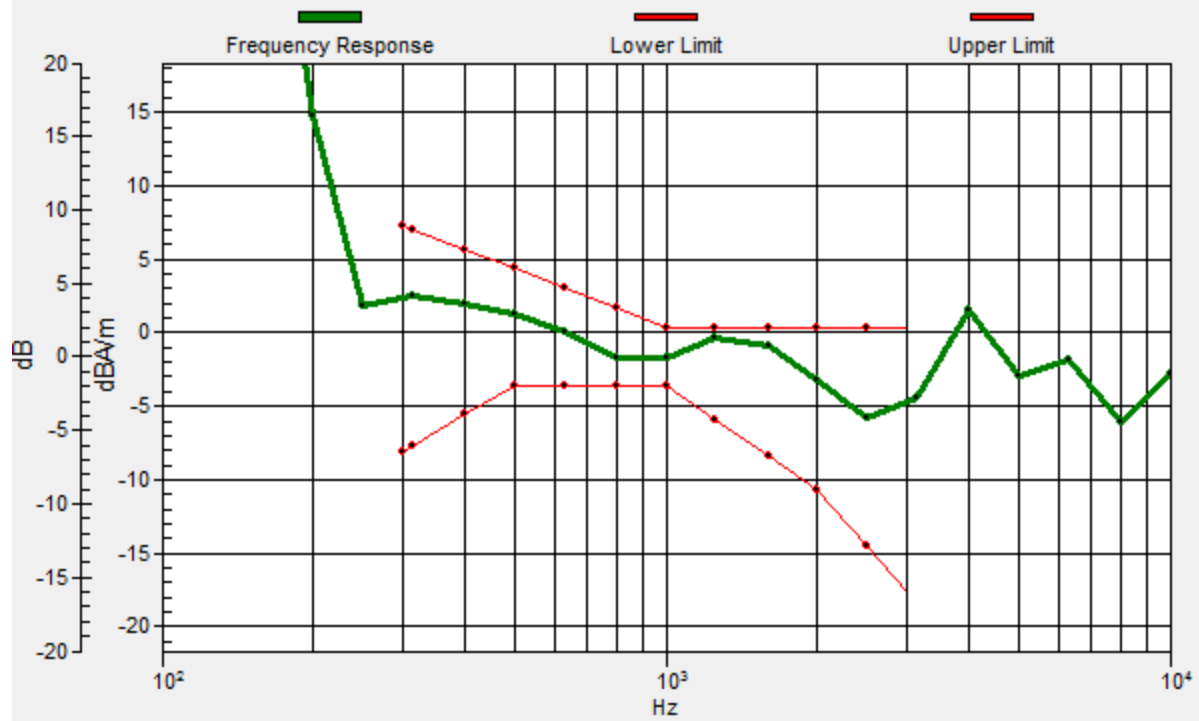
- Probe: AM1DV3 - 3093; ; Calibrated: 2017.5.19
- Sensor-Surface: 0mm (Fix Surface)
- Electronics: DAE4 Sn1326; Calibrated: 2017.9.15
- Phantom: HAC Test Arch with AMCC; Type: SD HAC P01 BA;
- Measurement SW: DASY52, Version 52.8 (8); SEMCAD X Version 14.6.10 (7331)

**Ch4182/z (axial) 4.2mm 50 x 50/ABM SNR(x,y,z) (13x13x1):** Measurement grid: dx=10mm, dy=10mm  
ABM1/ABM2 = 42.57 dB  
ABM1 comp = -1.01 dBA/m  
Location: 0, 4.2, 3.7 mm



# Ch4182/z (axial) wideband at best S/N/ABM Freq Resp(x,y,z,f)

Loc: 0, 4.2, 3.7 mm Diff: 0.74dB



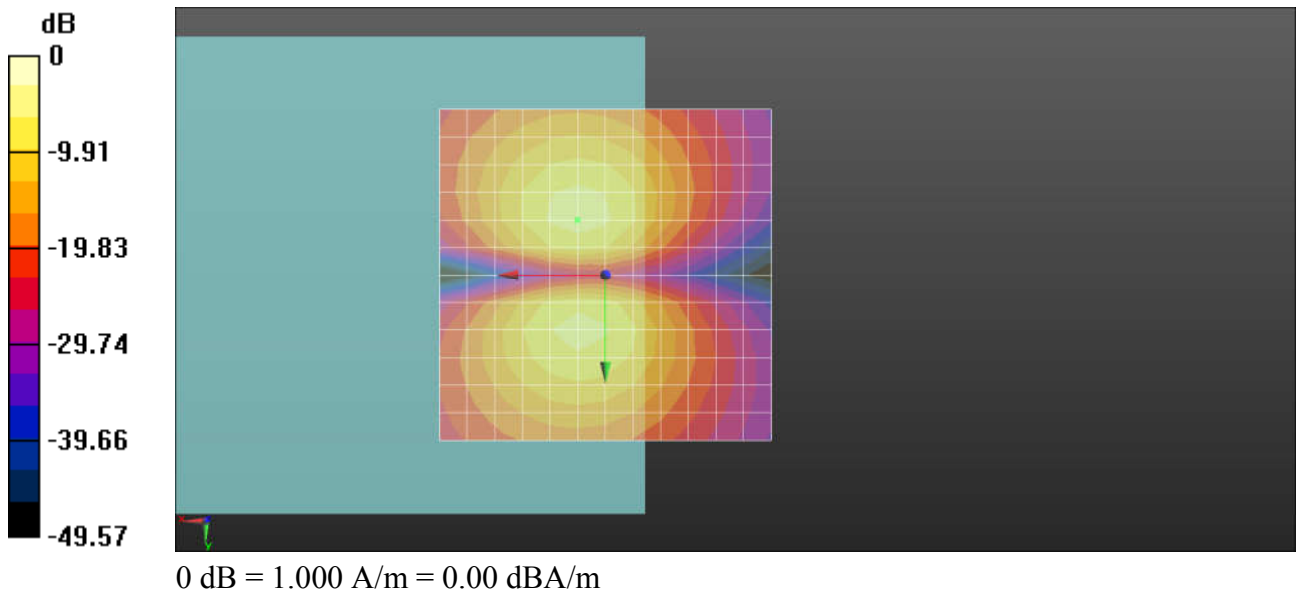
### 5\_HAC T-Coil WCDMA V\_Voice\_Ch4182(Y)

Communication System: UID 0, UMTS (0); Frequency: 836.4 MHz  
Medium: Air Medium parameters used:  $\sigma = 0$  S/m,  $\epsilon_r = 1$ ;  $\rho = 0$  kg/m<sup>3</sup>  
Ambient Temperature : 23.2 °C

#### DASY5 Configuration:

- Probe: AM1DV3 - 3093; ; Calibrated: 2017.5.19
- Sensor-Surface: 0mm (Fix Surface)
- Electronics: DAE4 Sn1326; Calibrated: 2017.9.15
- Phantom: HAC Test Arch with AMCC; Type: SD HAC P01 BA;
- Measurement SW: DASY52, Version 52.8 (8); SEMCAD X Version 14.6.10 (7331)

**Ch4182/y (transversal) 4.2mm 50 x 50/ABM SNR(x,y,z) (13x13x1):** Measurement grid:  
dx=10mm, dy=10mm  
ABM1/ABM2 = 41.41 dB  
ABM1 comp = -4.79 dBA/m  
Location: 4.2, -8.3, 3.7 mm



### 6\_CDMA2000\_BC0\_RC1 SO3\_Ch384(Z)

Communication System: UID 0, CDMA2000 (0); Frequency: 836.52 MHz

Medium: Air Medium parameters used:  $\sigma = 0$  S/m,  $\epsilon_r = 1$ ;  $\rho = 0$  kg/m<sup>3</sup>

Ambient Temperature : 23.2 °C

DASY5 Configuration:


- Probe: AM1DV3 - 3093; ; Calibrated: 2017.5.19
- Sensor-Surface: 0mm (Fix Surface)
- Electronics: DAE4 Sn1326; Calibrated: 2017.9.15
- Phantom: HAC Test Arch with AMCC; Type: SD HAC P01 BA;
- Measurement SW: DASY52, Version 52.8 (8); SEMCAD X Version 14.6.10 (7331)

**Ch384/z (axial) 4.2mm 50 x 50/ABM SNR(x,y,z) (13x13x1):** Measurement grid: dx=10mm, dy=10mm

ABM1/ABM2 = 46.72 dB

ABM1 comp = -4.38 dBA/m

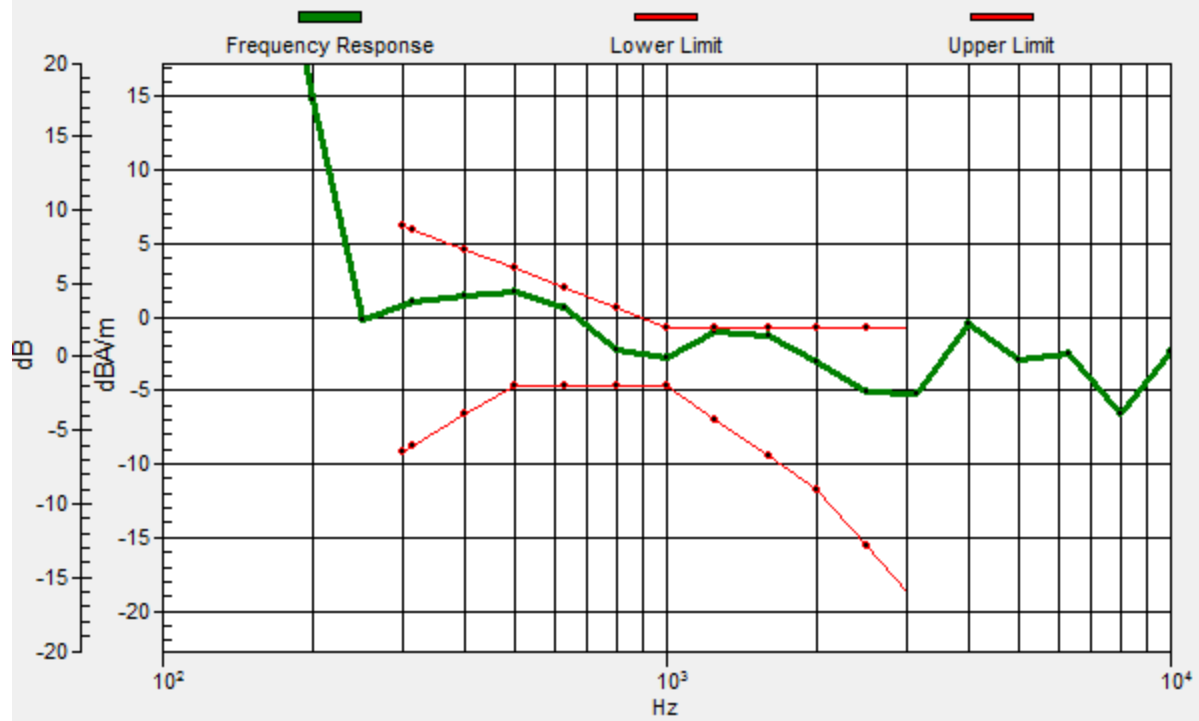
Location: 0, 4.2, 3.7 mm



0 dB = 1.000 A/m = 0.00 dBA/m

# Ch384/z (axial) wideband at best S/N/ABM Freq Resp(x,y,z,f)

Loc: 0, 4.2, 3.7 mm Diff: 0.31dB



### 6\_CDMA2000\_BC0\_RC1 SO3\_Ch384(Y)

Communication System: UID 0, CDMA2000 (0); Frequency: 836.52 MHz

Medium: Air Medium parameters used:  $\sigma = 0$  S/m,  $\epsilon_r = 1$ ;  $\rho = 0$  kg/m<sup>3</sup>

Ambient Temperature : 23.2 °C

DASY5 Configuration:

- Probe: AM1DV3 - 3093; ; Calibrated: 2017.5.19
- Sensor-Surface: 0mm (Fix Surface)
- Electronics: DAE4 Sn1326; Calibrated: 2017.9.15
- Phantom: HAC Test Arch with AMCC; Type: SD HAC P01 BA;
- Measurement SW: DASY52, Version 52.8 (8); SEMCAD X Version 14.6.10 (7331)

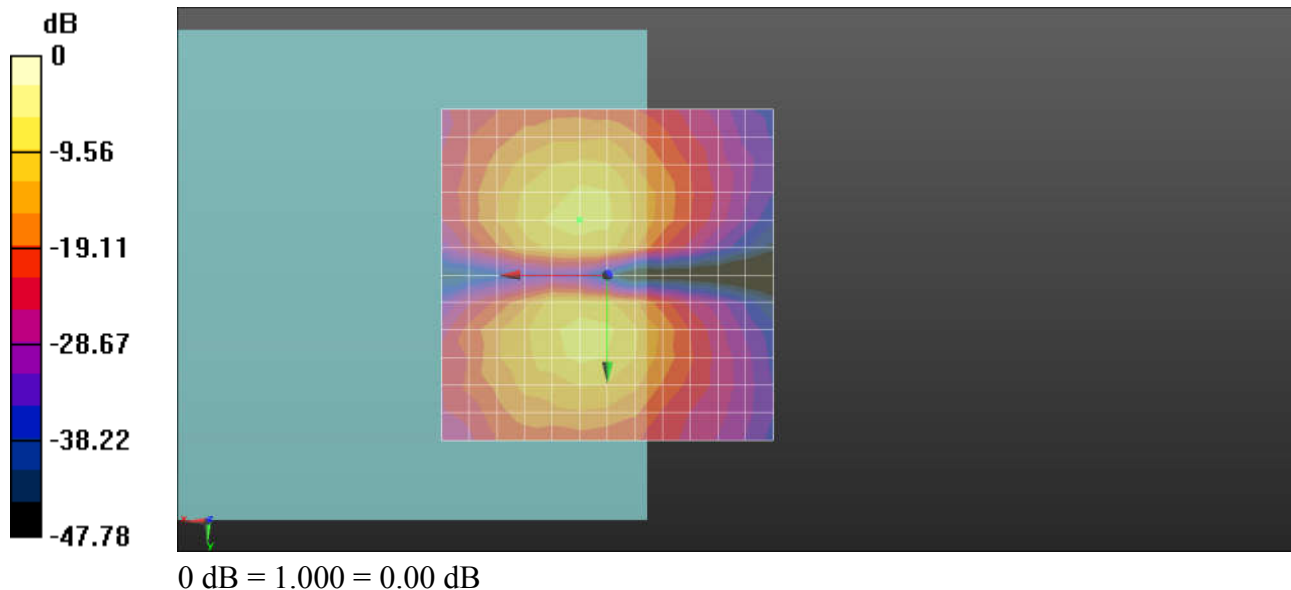
**Ch384/y (transversal) 4.2mm 50 x 50/ABM SNR(x,y,z) (13x13x1):** Measurement grid:

dx=10mm, dy=10mm

ABM1/ABM2 = 40.99 dB

ABM1 comp = -7.66 dBA/m

Location: 4.2, -8.3, 3.7 mm



**7\_CDMA2000\_BC1\_RC1 SO3\_Ch600(Z)**

Communication System: UID 0, CDMA2000 (0); Frequency: 1880 MHz

Medium: Air Medium parameters used:  $\sigma = 0$  S/m,  $\epsilon_r = 1$ ;  $\rho = 0$  kg/m<sup>3</sup>

Ambient Temperature : 23.2 °C

DASY5 Configuration:

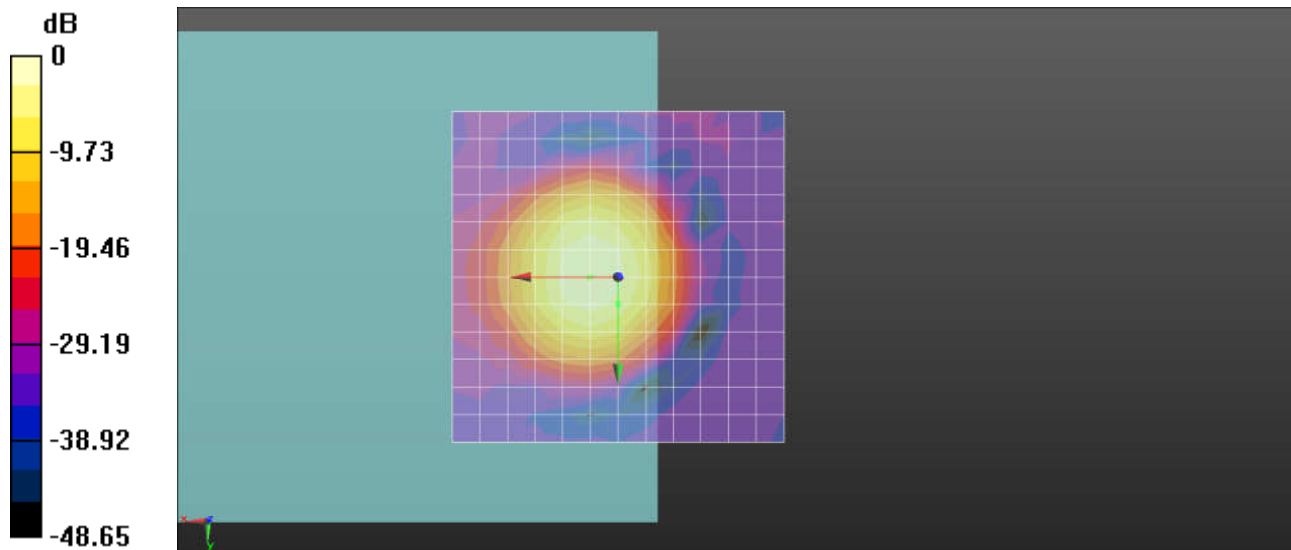
- Probe: AM1DV3 - 3093; ; Calibrated: 2017.5.19
- Sensor-Surface: 0mm (Fix Surface)
- Electronics: DAE4 Sn1326; Calibrated: 2017.9.15
- Phantom: HAC Test Arch with AMCC; Type: SD HAC P01 BA;
- Measurement SW: DASY52, Version 52.8 (8); SEMCAD X Version 14.6.10 (7331)

**Ch600/z (axial) 4.2mm 50 x 50/ABM SNR(x,y,z) (13x13x1):** Measurement grid: dx=10mm, dy=10mm

ABM1/ABM2 = 47.16 dB

ABM1 comp = -4.09 dBA/m

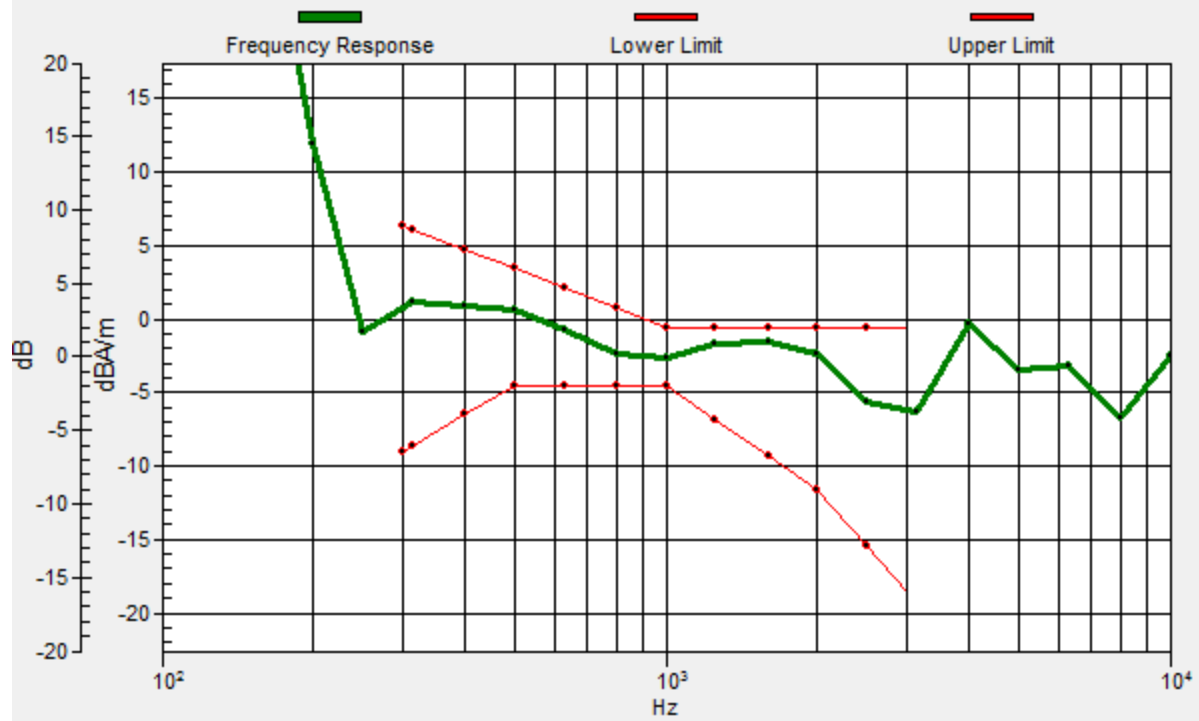
Location: 0, 4.2, 3.7 mm



0 dB = 1.000 A/m = 0.00 dBA/m

# Ch600/z (axial) wideband at best S/N/ABM Freq Resp(x,y,z,f)

Loc: 0, 4.2, 3.7 mm Diff: 1.04dB



### 7\_CDMA2000\_BC1\_RC1 SO3\_Ch600(Y)

Communication System: UID 0, CDMA2000 (0); Frequency: 1880 MHz

Medium: Air Medium parameters used:  $\sigma = 0$  S/m,  $\epsilon_r = 1$ ;  $\rho = 0$  kg/m<sup>3</sup>

Ambient Temperature : 23.2 °C

DASY5 Configuration:

- Probe: AM1DV3 - 3093; ; Calibrated: 2017.5.19
- Sensor-Surface: 0mm (Fix Surface)
- Electronics: DAE4 Sn1326; Calibrated: 2017.9.15
- Phantom: HAC Test Arch with AMCC; Type: SD HAC P01 BA;
- Measurement SW: DASY52, Version 52.8 (8); SEMCAD X Version 14.6.10 (7331)

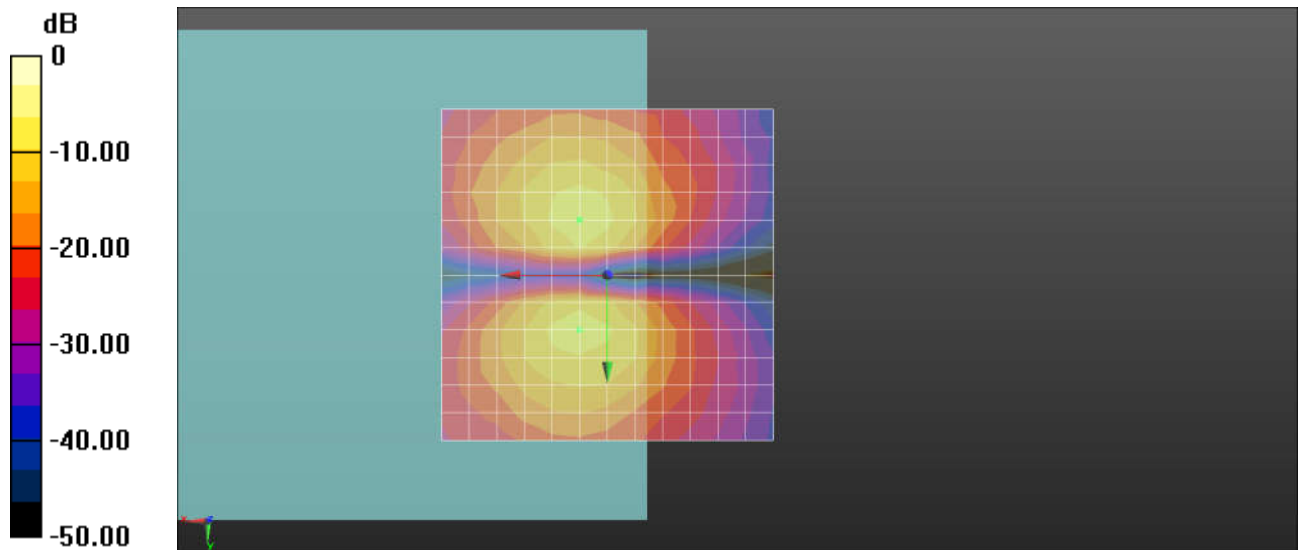
**Ch600/y (transversal) 4.2mm 50 x 50/ABM SNR(x,y,z) (13x13x1):** Measurement grid:

dx=10mm, dy=10mm

ABM1/ABM2 = 41.95 dB

ABM1 comp = -8.01 dBA/m

Location: 4.2, -8.3, 3.7 mm



0 dB = 1.000 A/m = 0.00 dBA/m

### 8\_CDMA2000\_BC10\_RC1 SO3\_Ch580(Z)

Communication System: UID 0, CDMA2000 (0); Frequency: 820.5 MHz

Medium: Air Medium parameters used:  $\sigma = 0$  S/m,  $\epsilon_r = 1$ ;  $\rho = 0$  kg/m<sup>3</sup>

Ambient Temperature : 23.2 °C

DASY5 Configuration:

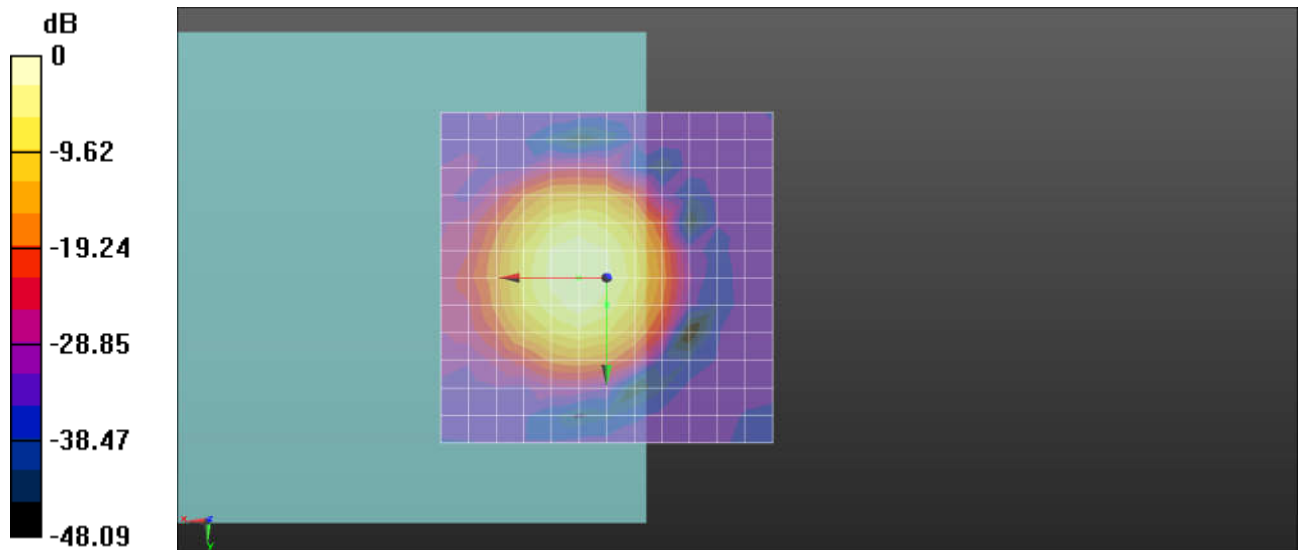
- Probe: AM1DV3 - 3093; ; Calibrated: 2017.5.19
- Sensor-Surface: 0mm (Fix Surface)
- Electronics: DAE4 Sn1326; Calibrated: 2017.9.15
- Phantom: HAC Test Arch with AMCC; Type: SD HAC P01 BA;
- Measurement SW: DASY52, Version 52.8 (8); SEMCAD X Version 14.6.10 (7331)

**Ch580/z (axial) 4.2mm 50 x 50/ABM SNR(x,y,z) (13x13x1):** Measurement grid: dx=10mm, dy=10mm

ABM1/ABM2 = 46.93 dB

ABM1 comp = -4.44 dBA/m

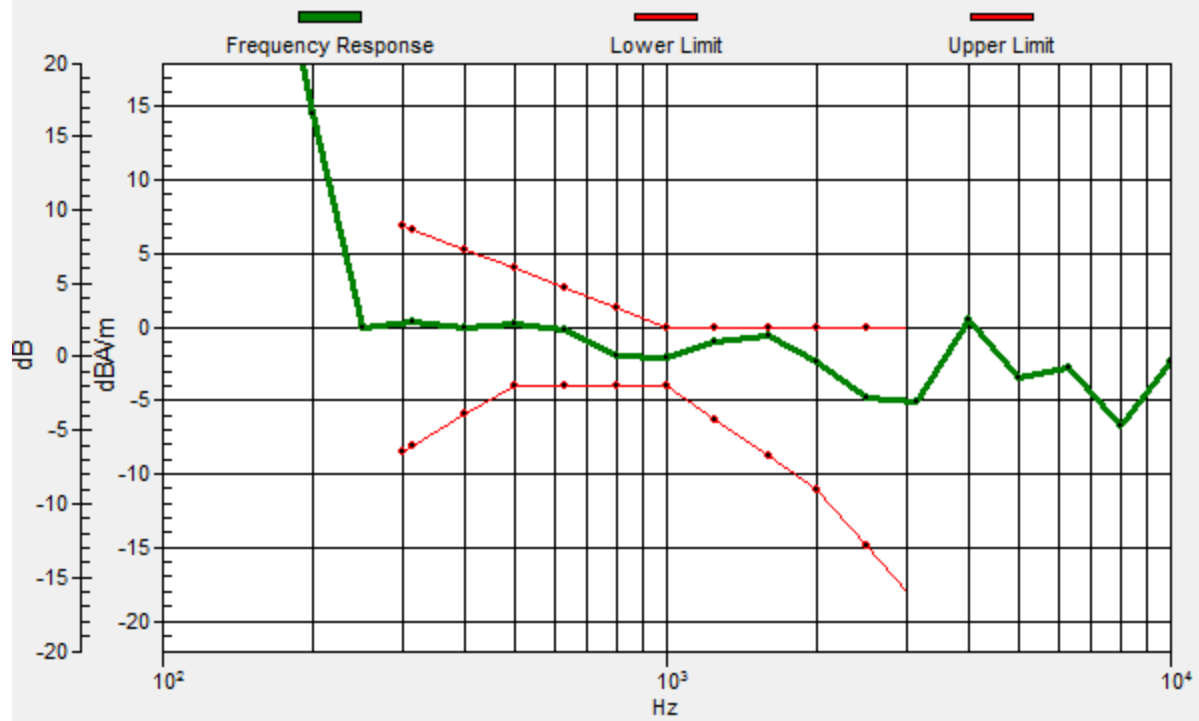
Location: 0, 4.2, 3.7 mm



0 dB = 1.000 A/m = 0.00 dBA/m

# Ch580/z (axial) wideband at best S/N/ABM Freq Resp(x,y,z,f)

Loc: 0, 4.2, 3.7 mm Diff: 0.57dB



### 8\_CDMA2000\_BC10\_RC1 SO3\_Ch580(Y)

Communication System: UID 0, CDMA2000 (0); Frequency: 820.5 MHz

Medium: Air Medium parameters used:  $\sigma = 0$  S/m,  $\epsilon_r = 1$ ;  $\rho = 0$  kg/m<sup>3</sup>

Ambient Temperature : 23.2 °C

DASY5 Configuration:

- Probe: AM1DV3 - 3093; ; Calibrated: 2017.5.19
- Sensor-Surface: 0mm (Fix Surface)
- Electronics: DAE4 Sn1326; Calibrated: 2017.9.15
- Phantom: HAC Test Arch with AMCC; Type: SD HAC P01 BA;
- Measurement SW: DASY52, Version 52.8 (8); SEMCAD X Version 14.6.10 (7331)

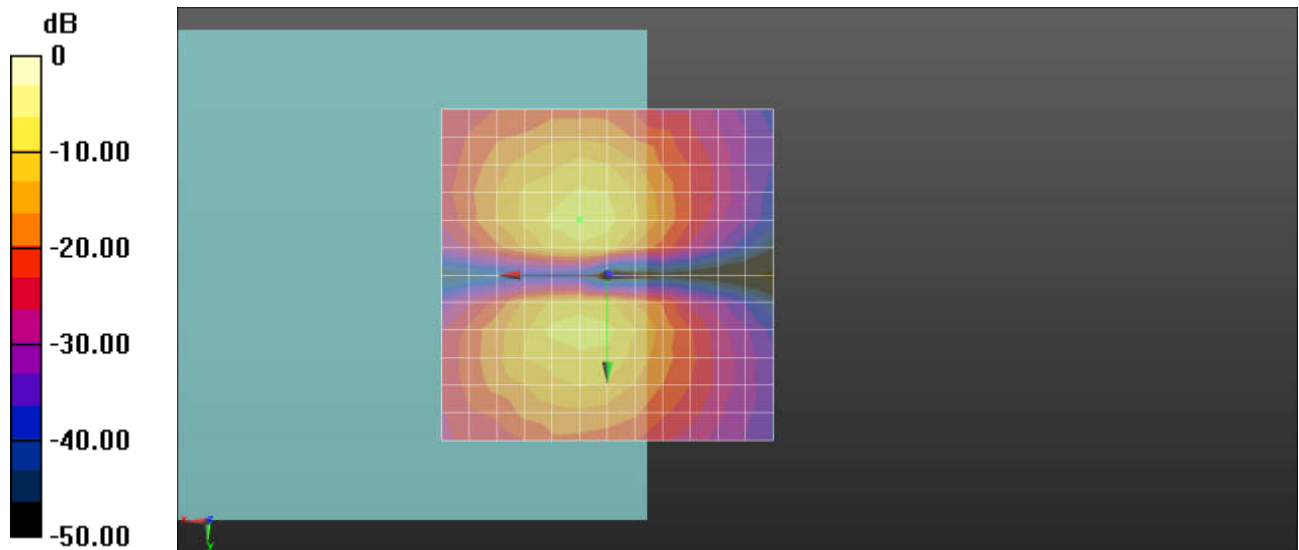
**Ch580/y (transversal) 4.2mm 50 x 50/ABM SNR(x,y,z) (13x13x1):** Measurement grid:

dx=10mm, dy=10mm

ABM1/ABM2 = 41.57 dB

ABM1 comp = -7.58 dBA/m

Location: 4.2, -8.3, 3.7 mm



0 dB = 1.000 A/m = 0.00 dBA/m

### 9\_HAC\_T-Coil\_LTE Band 2\_20M\_QPSK\_1RB\_0Offset\_EVS WB 23.85Kbps\_Ch18900(Z)

Communication System: UID 0, FDD\_LTE (0); Frequency: 1880 MHz

Medium: Air Medium parameters used:  $\sigma = 0$  S/m,  $\epsilon_r = 1$ ;  $\rho = 0$  kg/m<sup>3</sup>

Ambient Temperature : 23.2 °C

DASY5 Configuration:

- Probe: AM1DV3 - 3093; ; Calibrated: 2017.5.19
- Sensor-Surface: 0mm (Fix Surface)
- Electronics: DAE4 Sn1326; Calibrated: 2017.9.15
- Phantom: HAC Test Arch with AMCC; Type: SD HAC P01 BA;
- Measurement SW: DASY52, Version 52.8 (8); SEMCAD X Version 14.6.10 (7331)

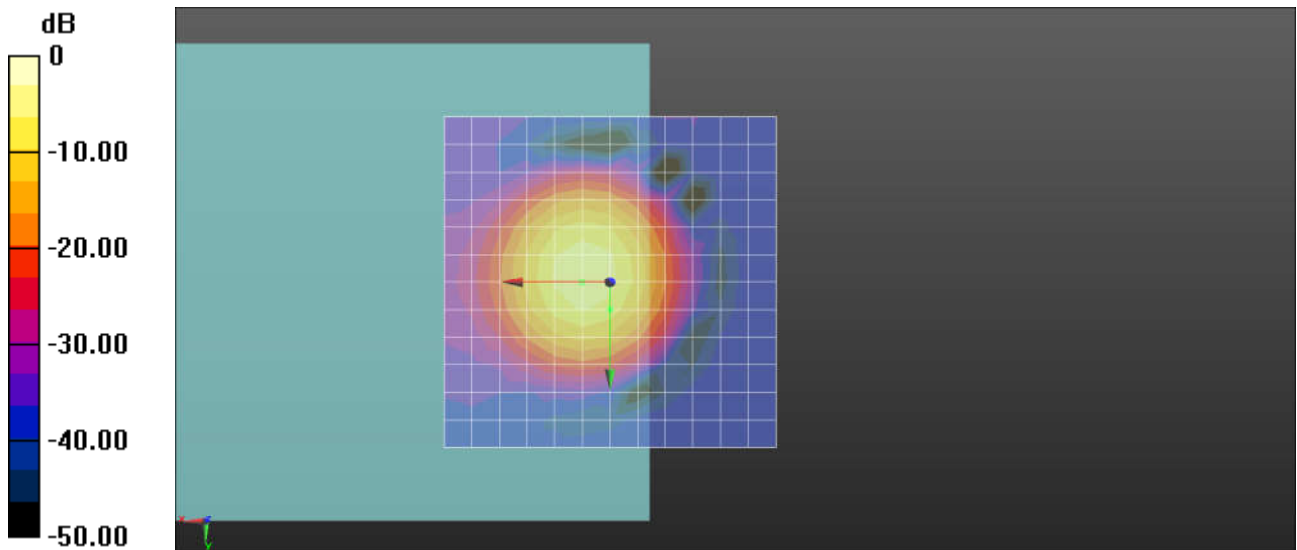
**General Scans/z (axial) 4.2mm 50 x 50/ABM SNR(x,y,z) (13x13x1):** Measurement grid:

dx=10mm, dy=10mm

ABM1/ABM2 = 38.71 dB

ABM1 comp = -7.85 dBA/m

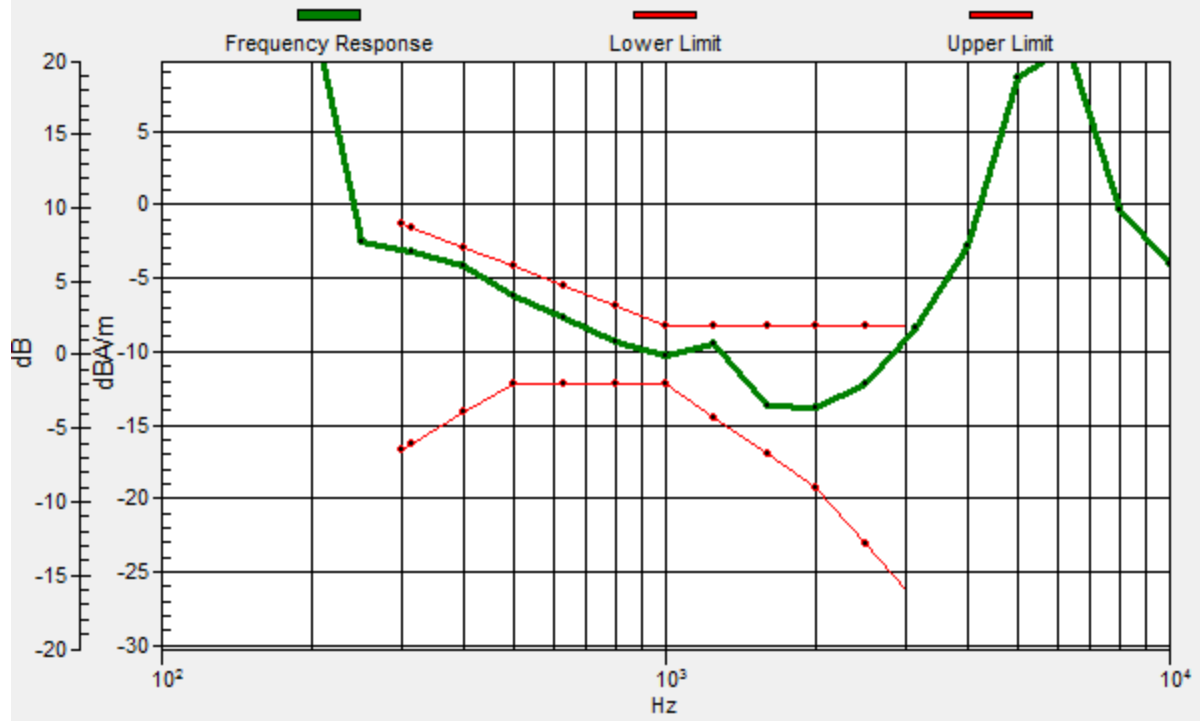
Location: 0, 4.2, 3.7 mm



0 dB = 1.000 A/m = 0.00 dBA/m

# General Scans/z (axial) wideband at best S/N/ABM Freq Resp(x,y,z,f)

Loc: 0, 4.2, 3.7 mm Diff: 1.1dB



### 9\_HAC\_T-Coil\_LTE Band 2\_20M\_QPSK\_1RB\_0Offset\_EVS WB 23.85Kbps\_Ch18900(Y)

Communication System: UID 0, FDD\_LTE (0); Frequency: 1880 MHz

Medium: Air Medium parameters used:  $\sigma = 0$  S/m,  $\epsilon_r = 1$ ;  $\rho = 0$  kg/m<sup>3</sup>

Ambient Temperature : 23.2 °C

DASY5 Configuration:

- Probe: AM1DV3 - 3093; ; Calibrated: 2017.5.19
- Sensor-Surface: 0mm (Fix Surface)
- Electronics: DAE4 Sn1326; Calibrated: 2017.9.15
- Phantom: HAC Test Arch with AMCC; Type: SD HAC P01 BA;
- Measurement SW: DASY52, Version 52.8 (8); SEMCAD X Version 14.6.10 (7331)

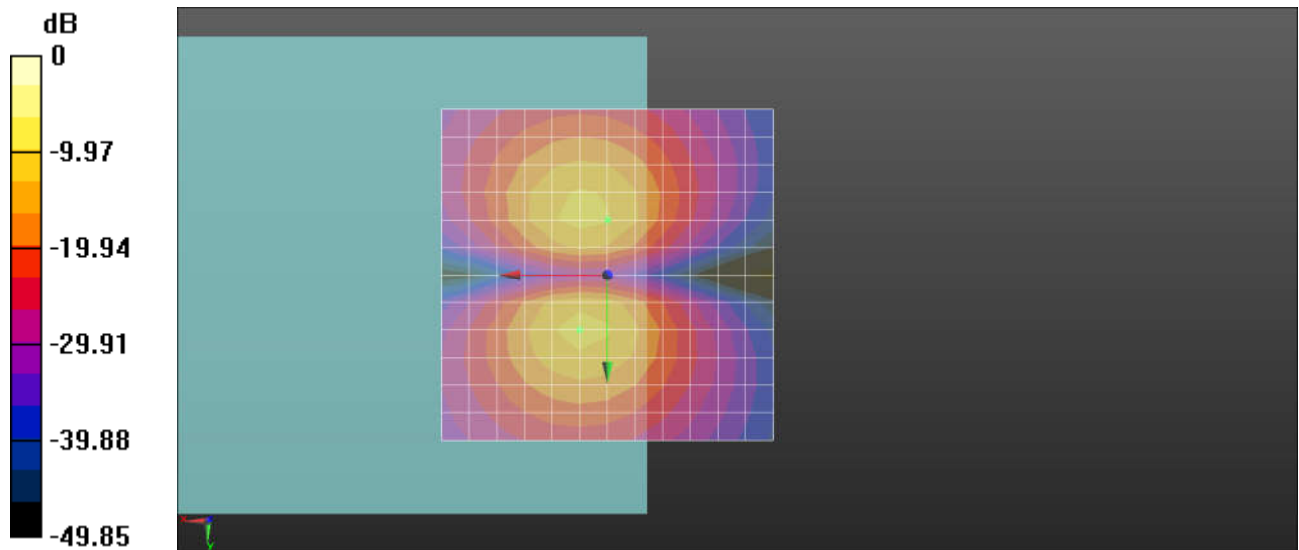
**General Scans/y (transversal) 4.2mm 50 x 50/ABM SNR(x,y,z) (13x13x1):** Measurement

grid: dx=10mm, dy=10mm

ABM1/ABM2 = 36.08 dB

ABM1 comp = -12.90 dBA/m

Location: 0, -8.3, 3.7 mm



0 dB = 1.000 A/m = 0.00 dBA/m

**10\_HAC\_T-Coil\_LTE Band 4\_20M\_QPSK\_1RB\_0Offset\_EVS WB 23.85Kbps\_Ch20175(Z)**

Communication System: UID 0, FDD\_LTE (0); Frequency: 1732.5 MHz

Medium: Air Medium parameters used:  $\sigma = 0$  S/m,  $\epsilon_r = 1$ ;  $\rho = 0$  kg/m<sup>3</sup>

Ambient Temperature : 23.5 °C

DASY5 Configuration:

- Probe: AM1DV3 - 3093; ; Calibrated: 2017.5.19
- Sensor-Surface: 0mm (Fix Surface)
- Electronics: DAE4 Sn1326; Calibrated: 2017.9.15
- Phantom: HAC Test Arch with AMCC; Type: SD HAC P01 BA;
- Measurement SW: DASY52, Version 52.8 (8); SEMCAD X Version 14.6.10 (7331)


**General Scans/z (axial) 4.2mm 50 x 50/ABM SNR(x,y,z) (13x13x1):** Measurement grid:

dx=10mm, dy=10mm

ABM1/ABM2 = 36.52 dB

ABM1 comp = -6.80 dBA/m

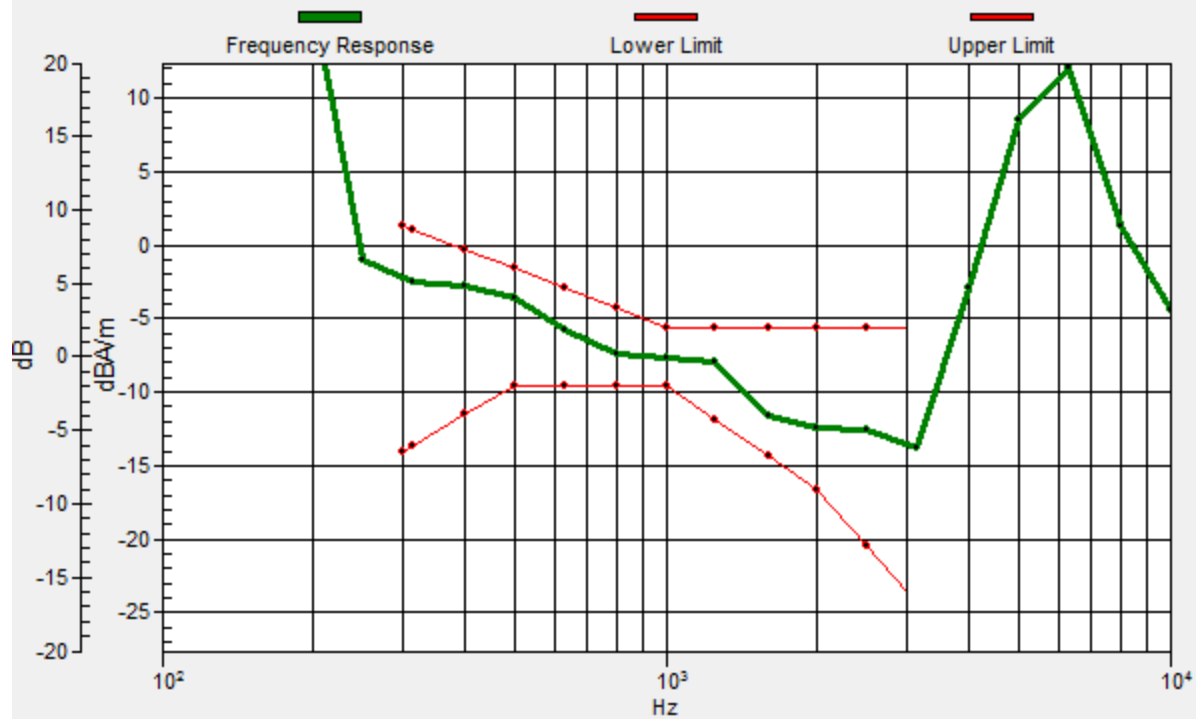
Location: 4.2, 4.2, 3.7 mm



0 dB = 1.000 A/m = 0.00 dBA/m

# General Scans/z (axial) wideband at best S/N/ABM Freq Resp(x,y,z,f)

Loc: 4.2, 4.2, 3.7 mm Diff: 1.94dB



**10\_HAC\_T-Coil\_LTE Band 4\_20M\_QPSK\_1RB\_0Offset\_EVS WB 23.85Kbps\_Ch20175(Y)**

Communication System: UID 0, FDD\_LTE (0); Frequency: 1732.5 MHz

Medium: Air Medium parameters used:  $\sigma = 0$  S/m,  $\epsilon_r = 1$ ;  $\rho = 0$  kg/m<sup>3</sup>

Ambient Temperature : 23.5 °C

DASY5 Configuration:

- Probe: AM1DV3 - 3093; ; Calibrated: 2017.5.19
- Sensor-Surface: 0mm (Fix Surface)
- Electronics: DAE4 Sn1326; Calibrated: 2017.9.15
- Phantom: HAC Test Arch with AMCC; Type: SD HAC P01 BA;
- Measurement SW: DASY52, Version 52.8 (8); SEMCAD X Version 14.6.10 (7331)

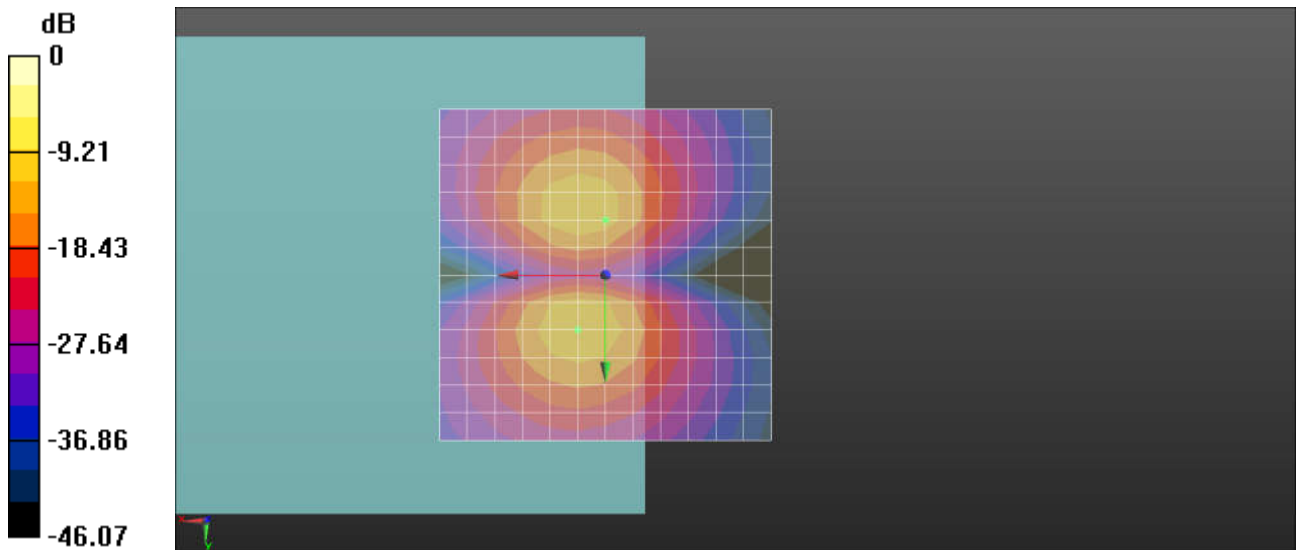
**General Scans/y (transversal) 4.2mm 50 x 50/ABM SNR(x,y,z) (13x13x1):** Measurement

grid: dx=10mm, dy=10mm

ABM1/ABM2 = 36.89 dB

ABM1 comp = -13.62 dBA/m

Location: 0, -8.3, 3.7 mm



0 dB = 1.000 A/m = 0.00 dBA/m

### 11\_HAC\_T-Coil\_LTE Band 5\_10M\_QPSK\_1RB\_offset\_EVS WB 23.85Kbps\_Ch20525(Z)

Communication System: UID 0, FDD\_LTE (0); Frequency: 836.5 MHz

Medium: Air Medium parameters used:  $\sigma = 0$  S/m,  $\epsilon_r = 1$ ;  $\rho = 0$  kg/m<sup>3</sup>

Ambient Temperature : 23.5 °C

DASY5 Configuration:

- Probe: AM1DV3 - 3093; ; Calibrated: 2017.5.19
- Sensor-Surface: 0mm (Fix Surface)
- Electronics: DAE4 Sn1326; Calibrated: 2017.9.15
- Phantom: HAC Test Arch with AMCC; Type: SD HAC P01 BA;
- Measurement SW: DASY52, Version 52.8 (8); SEMCAD X Version 14.6.10 (7331)

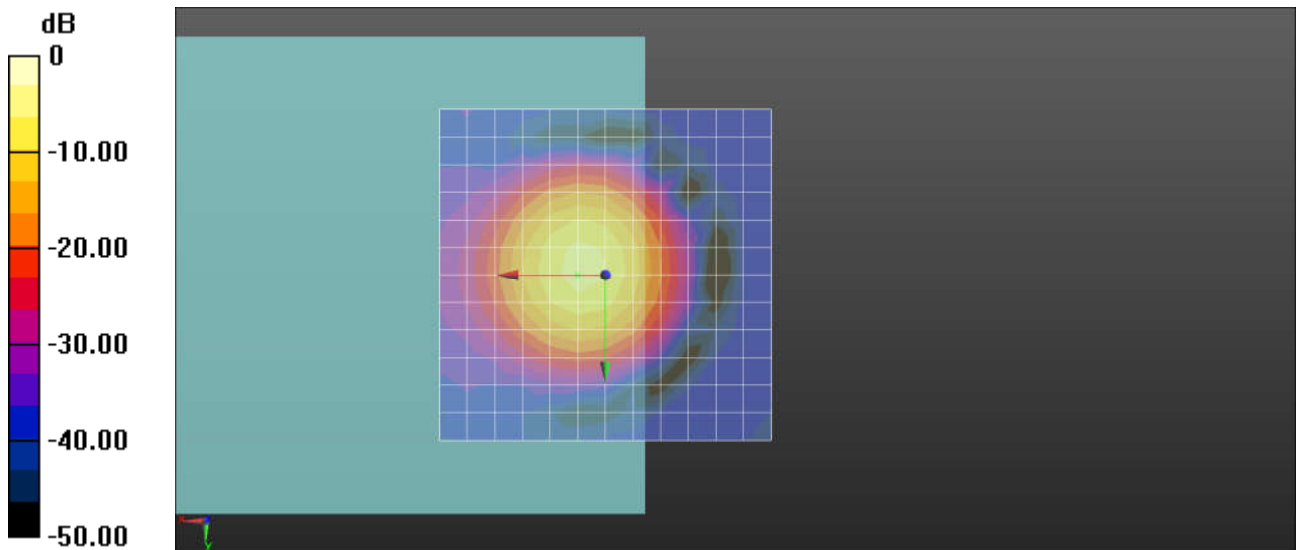
**General Scans/z (axial) 4.2mm 50 x 50/ABM SNR(x,y,z) (13x13x1):** Measurement grid:

dx=10mm, dy=10mm

ABM1/ABM2 = 37.23 dB

ABM1 comp = -6.32 dBA/m

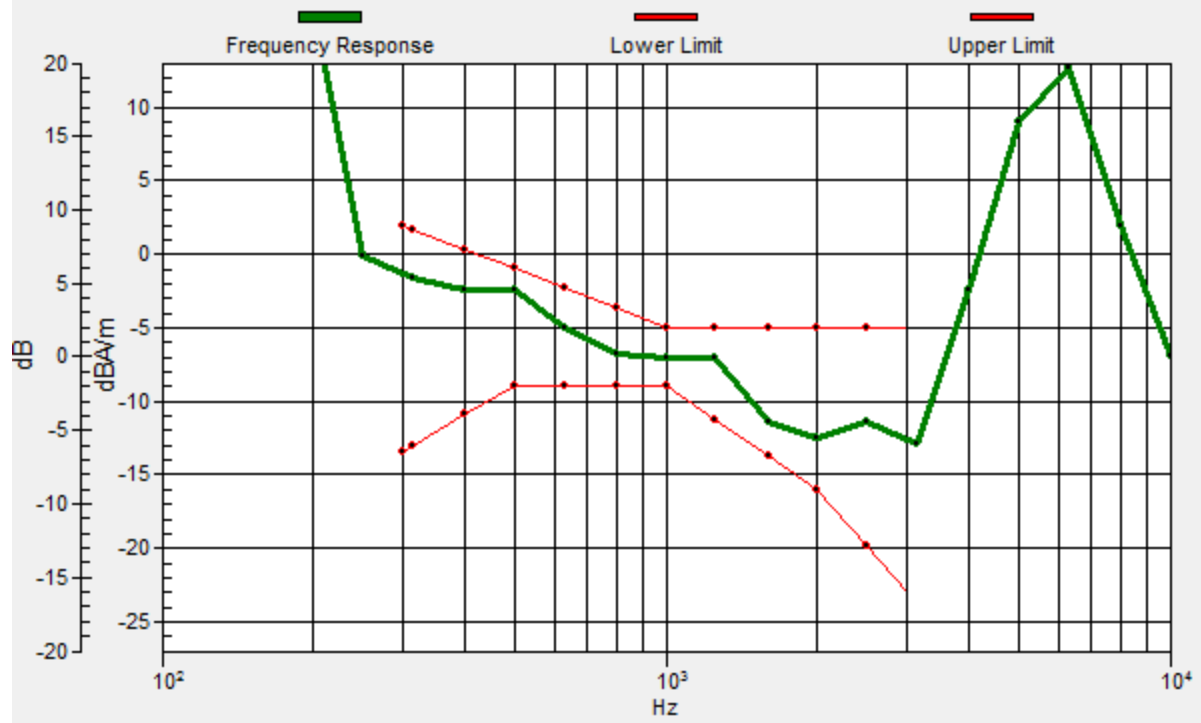
Location: 0, 0, 3.7 mm



0 dB = 1.000 A/m = 0.00 dBA/m

# General Scans/z (axial) wideband at best S/N/ABM Freq Resp(x,y,z,f)

Loc: 0, 0, 3.7 mm Diff: 1.41dB



### 11\_HAC\_T-Coil\_LTE Band 5\_10M\_QPSK\_1RB\_0Offset\_EVS WB 23.85Kbps\_Ch20525(Y)

Communication System: UID 0, FDD\_LTE (0); Frequency: 836.5 MHz

Medium: Air Medium parameters used:  $\sigma = 0$  S/m,  $\epsilon_r = 1$ ;  $\rho = 0$  kg/m<sup>3</sup>

Ambient Temperature : 23.5 °C

DASY5 Configuration:

- Probe: AM1DV3 - 3093; ; Calibrated: 2017.5.19
- Sensor-Surface: 0mm (Fix Surface)
- Electronics: DAE4 Sn1326; Calibrated: 2017.9.15
- Phantom: HAC Test Arch with AMCC; Type: SD HAC P01 BA;
- Measurement SW: DASY52, Version 52.8 (8); SEMCAD X Version 14.6.10 (7331)

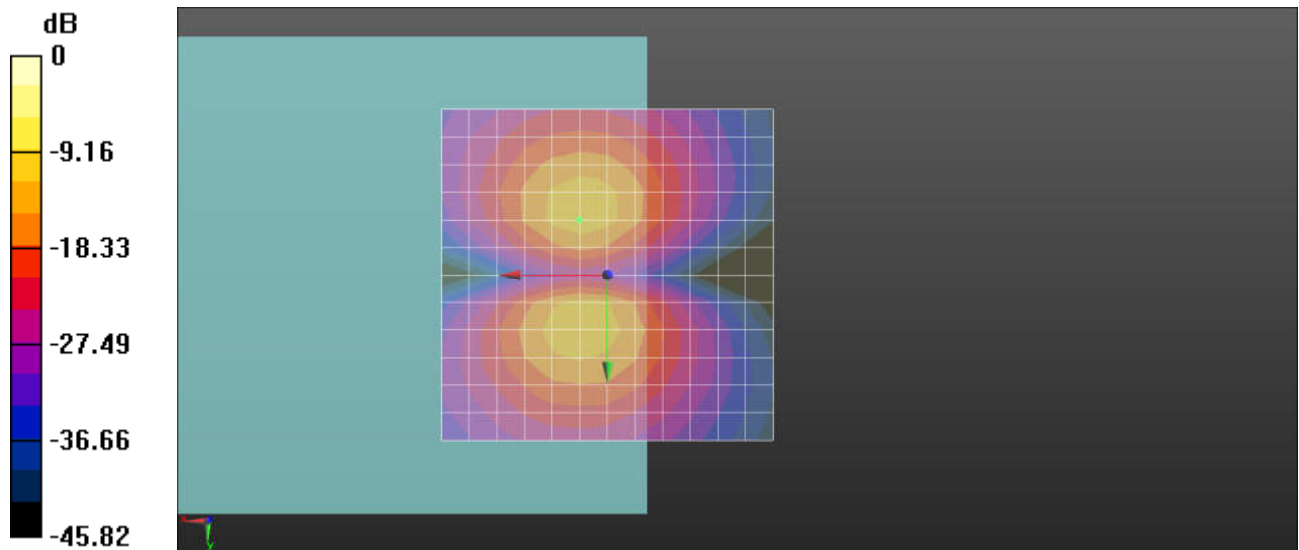
**General Scans/y (transversal) 4.2mm 50 x 50/ABM SNR(x,y,z) (13x13x1):** Measurement

grid: dx=10mm, dy=10mm

ABM1/ABM2 = 35.82 dB

ABM1 comp = -12.66 dBA/m

Location: 4.2, -8.3, 3.7 mm



0 dB = 1.000 A/m = 0.00 dBA/m

**12\_HAC\_T-Coil\_LTE Band 7\_20M\_QPSK\_1RB\_0Offset\_EVS WB 23.85Kbps\_Ch21100(Z)**

Communication System: UID 0, FDD\_LTE (0); Frequency: 2535 MHz

Medium: Air Medium parameters used:  $\sigma = 0$  S/m,  $\epsilon_r = 1$ ;  $\rho = 0$  kg/m<sup>3</sup>

Ambient Temperature : 23.5 °C

DASY5 Configuration:

- Probe: AM1DV3 - 3093; ; Calibrated: 2017.5.19
- Sensor-Surface: 0mm (Fix Surface)
- Electronics: DAE4 Sn1326; Calibrated: 2017.9.15
- Phantom: HAC Test Arch with AMCC; Type: SD HAC P01 BA;
- Measurement SW: DASY52, Version 52.8 (8); SEMCAD X Version 14.6.10 (7331)

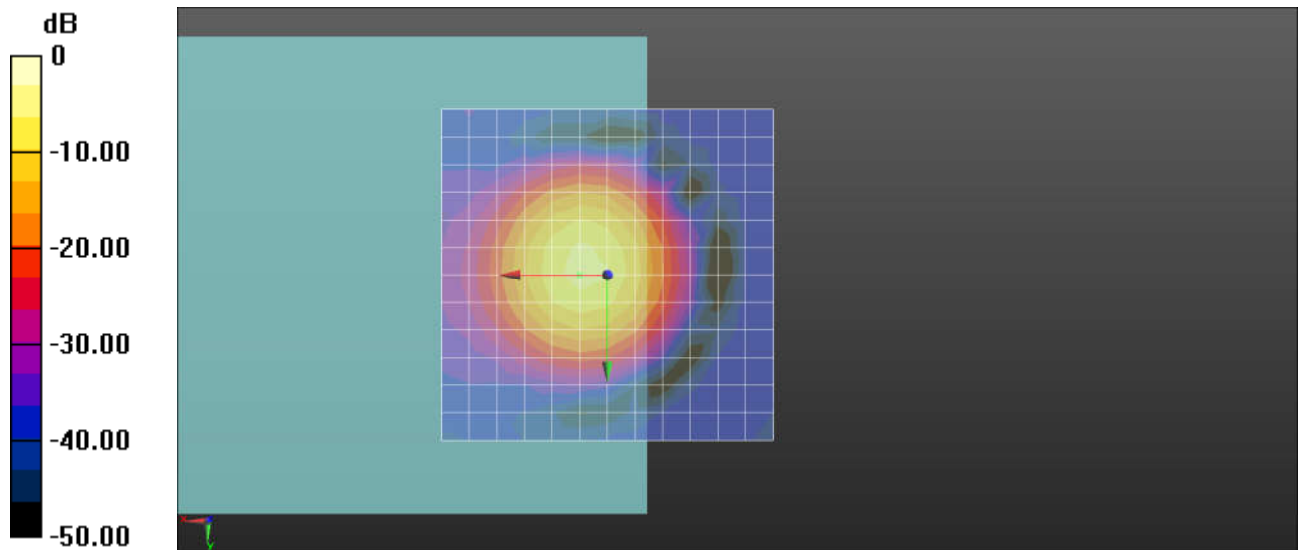
**General Scans/z (axial) 4.2mm 50 x 50/ABM SNR(x,y,z) (13x13x1):** Measurement grid:

dx=10mm, dy=10mm

ABM1/ABM2 = 37.34 dB

ABM1 comp = -6.28 dBA/m

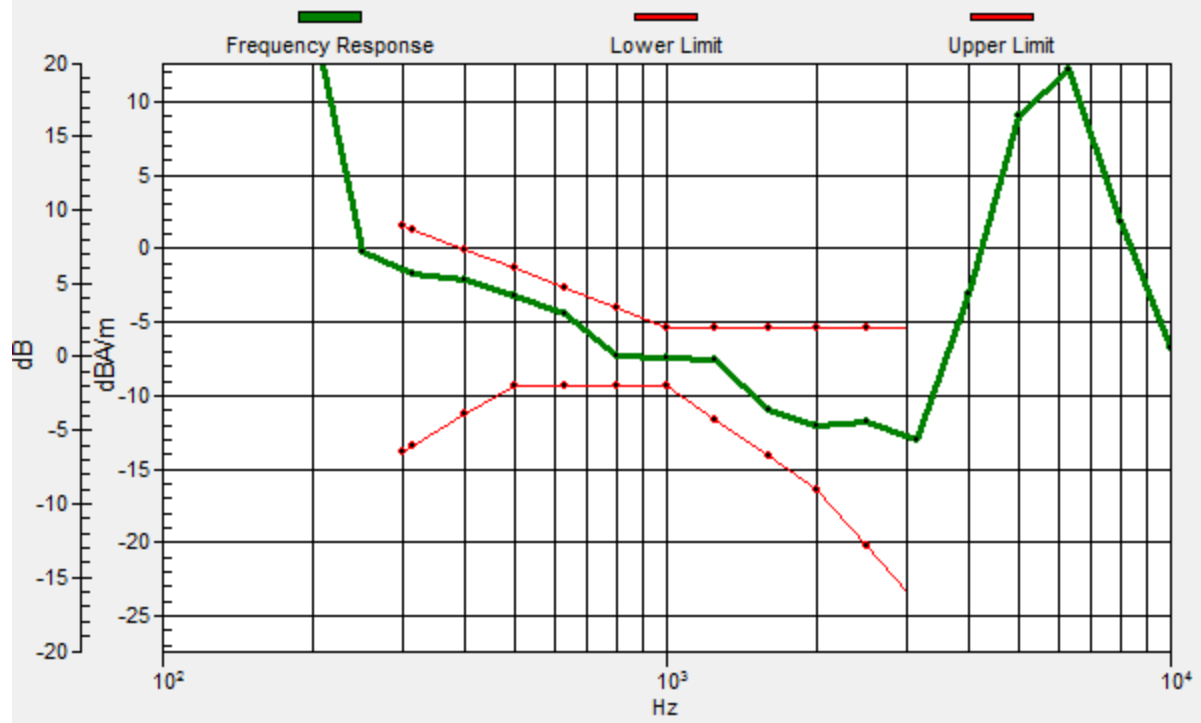
Location: 0, 0, 3.7 mm



0 dB = 1.000 A/m = 0.00 dBA/m

# General Scans/z (axial) wideband at best S/N/ABM Freq Resp(x,y,z,f)

Loc: 0, 0, 3.7 mm Diff: 1.68dB



### 12\_HAC\_T-Coil\_LTE Band 7\_20M\_QPSK\_1RB\_0Offset\_EVS WB 23.85Kbps\_Ch21100(Y)

Communication System: UID 0, FDD\_LTE (0); Frequency: 2535 MHz

Medium: Air Medium parameters used:  $\sigma = 0$  S/m,  $\epsilon_r = 1$ ;  $\rho = 0$  kg/m<sup>3</sup>

Ambient Temperature : 23.5 °C

DASY5 Configuration:

- Probe: AM1DV3 - 3093; ; Calibrated: 2017.5.19
- Sensor-Surface: 0mm (Fix Surface)
- Electronics: DAE4 Sn1326; Calibrated: 2017.9.15
- Phantom: HAC Test Arch with AMCC; Type: SD HAC P01 BA;
- Measurement SW: DASY52, Version 52.8 (8); SEMCAD X Version 14.6.10 (7331)

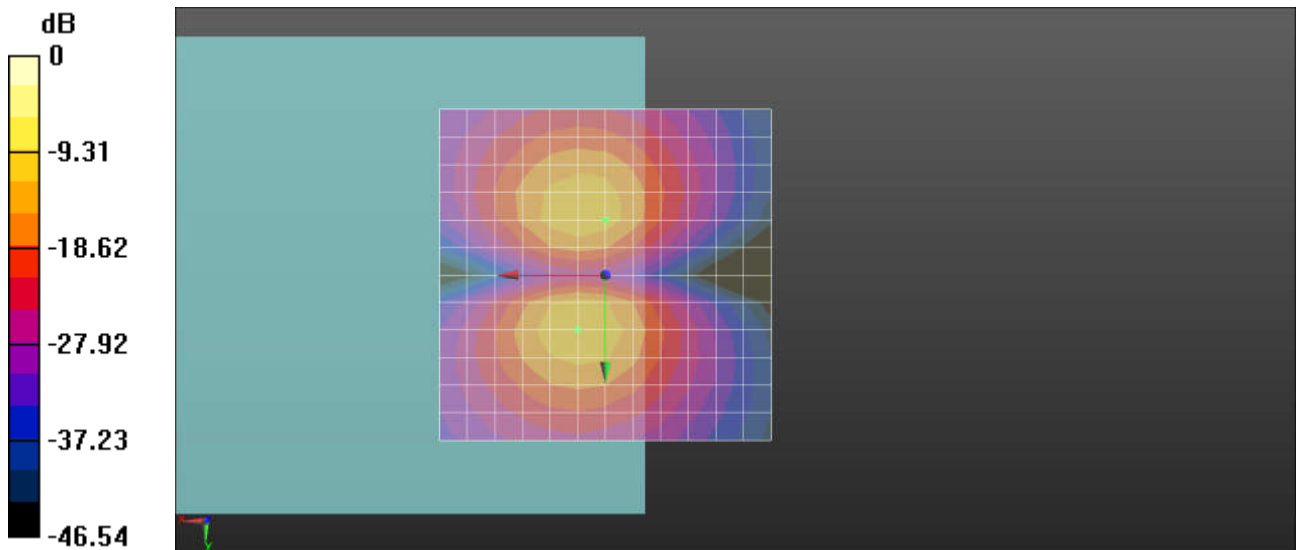
**General Scans/y (transversal) 4.2mm 50 x 50/ABM SNR(x,y,z) (13x13x1):** Measurement

grid: dx=10mm, dy=10mm

ABM1/ABM2 = 36.99 dB

ABM1 comp = -13.65 dBA/m

Location: 0, -8.3, 3.7 mm



0 dB = 1.000 A/m = 0.00 dBA/m

### 13\_HAC\_T-Coil\_LTE Band 12\_10M\_QPSK\_1RB\_0Offset\_EVS WB 23.85Kbps\_Ch23095(Z)

Communication System: UID 0, FDD\_LTE (0); Frequency: 707.5 MHz

Medium: Air Medium parameters used:  $\sigma = 0$  S/m,  $\epsilon_r = 1$ ;  $\rho = 0$  kg/m<sup>3</sup>

Ambient Temperature : 23.5 °C

DASY5 Configuration:

- Probe: AM1DV3 - 3093; ; Calibrated: 2017.5.19
- Sensor-Surface: 0mm (Fix Surface)
- Electronics: DAE4 Sn1326; Calibrated: 2017.9.15
- Phantom: HAC Test Arch with AMCC; Type: SD HAC P01 BA;
- Measurement SW: DASY52, Version 52.8 (8); SEMCAD X Version 14.6.10 (7331)

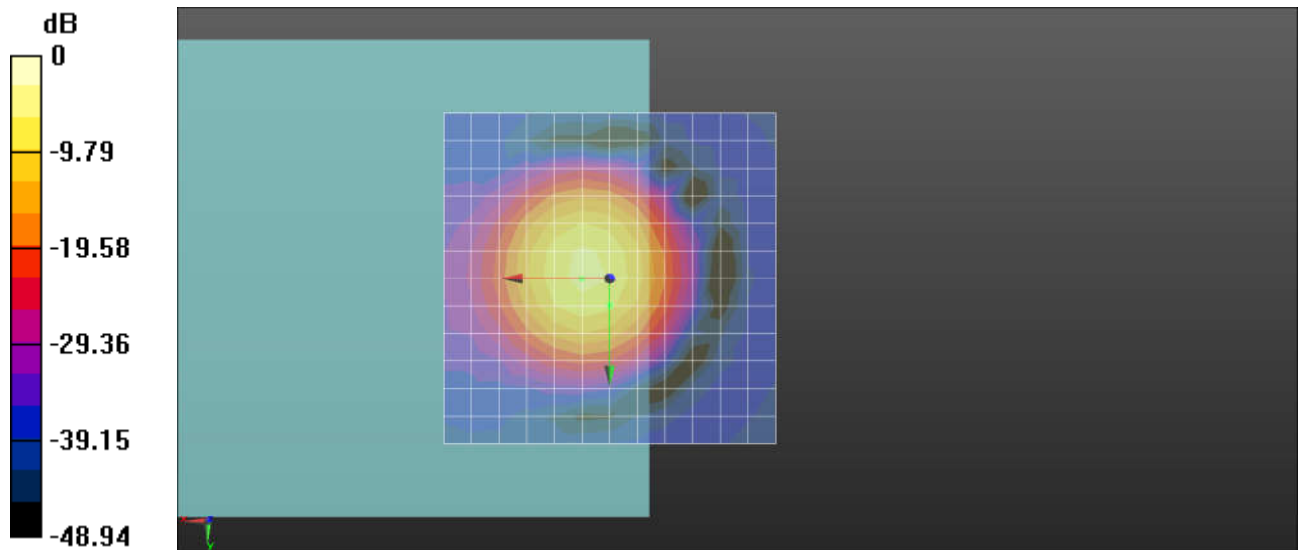
**General Scans/z (axial) 4.2mm 50 x 50/ABM SNR(x,y,z) (13x13x1):** Measurement grid:

dx=10mm, dy=10mm

ABM1/ABM2 = 38.17 dB

ABM1 comp = -8.64 dBA/m

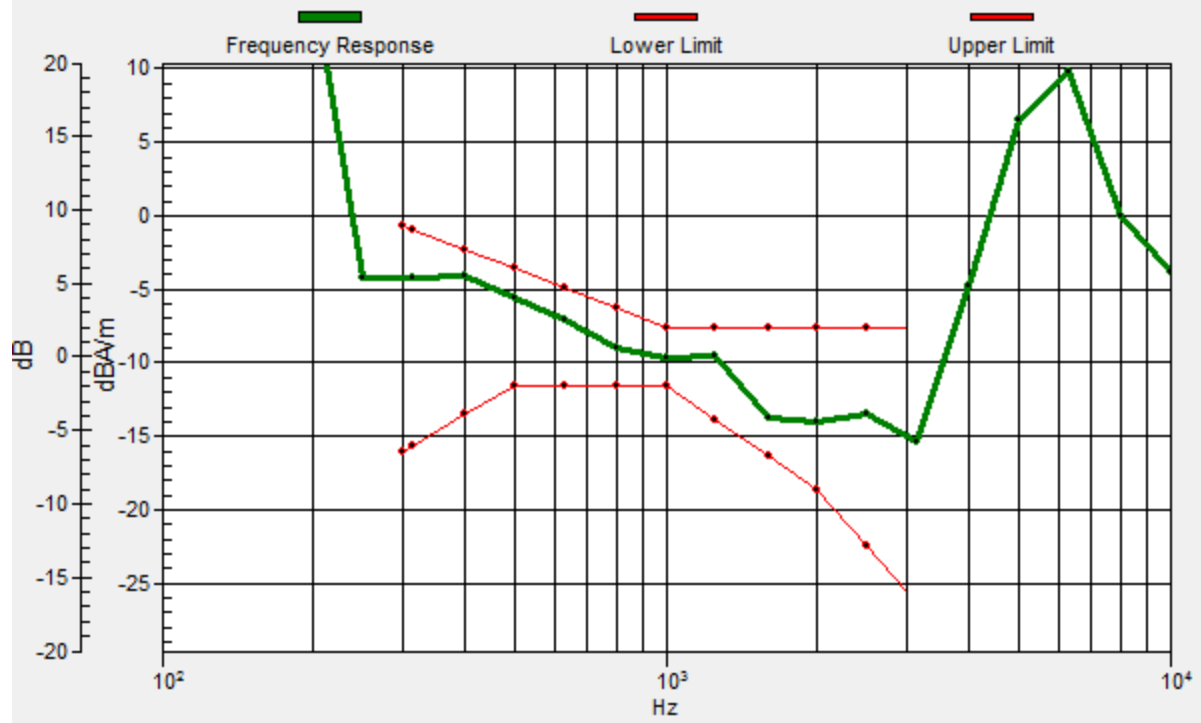
Location: 0, 4.2, 3.7 mm



0 dB = 1.000 A/m = 0.00 dBA/m

# General Scans/z (axial) wideband at best S/N/ABM Freq Resp(x,y,z,f)

Loc: 0, 4.2, 3.7 mm Diff: 1.83dB



**13\_HAC\_T-Coil\_LTE Band 12\_10M\_QPSK\_1RB\_0Offset\_EVS WB 23.85Kbps\_Ch23095(Y)**

Communication System: UID 0, FDD\_LTE (0); Frequency: 707.5 MHz

Medium: Air Medium parameters used:  $\sigma = 0$  S/m,  $\epsilon_r = 1$ ;  $\rho = 0$  kg/m<sup>3</sup>

Ambient Temperature : 23.5 °C

DASY5 Configuration:

- Probe: AM1DV3 - 3093; ; Calibrated: 2017.5.19
- Sensor-Surface: 0mm (Fix Surface)
- Electronics: DAE4 Sn1326; Calibrated: 2017.9.15
- Phantom: HAC Test Arch with AMCC; Type: SD HAC P01 BA;
- Measurement SW: DASY52, Version 52.8 (8); SEMCAD X Version 14.6.10 (7331)

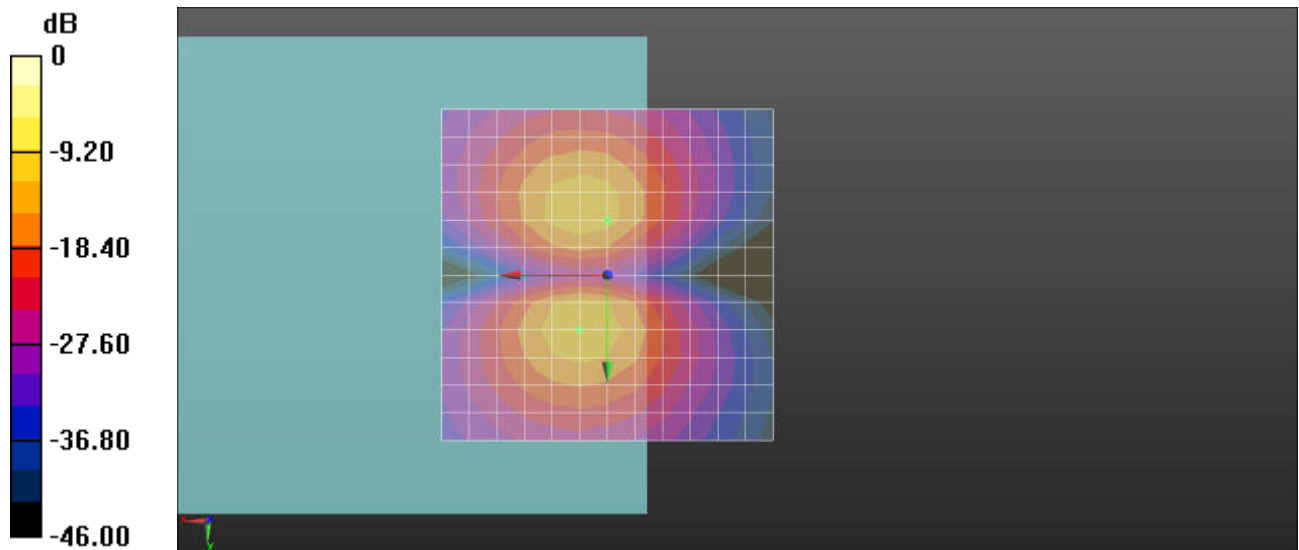
**General Scans/y (transversal) 4.2mm 50 x 50/ABM SNR(x,y,z) (13x13x1):** Measurement

grid: dx=10mm, dy=10mm

ABM1/ABM2 = 36.75 dB

ABM1 comp = -13.97 dBA/m

Location: 0, -8.3, 3.7 mm



0 dB = 1.000 A/m = 0.00 dBA/m

**14\_HAC\_T-Coil\_LTE Band 13\_10M\_QPSK\_1RB\_0Offset\_EVS WB 23.85Kbps\_Ch23230(Z)**

Communication System: UID 0, FDD\_LTE (0); Frequency: 782 MHz

Medium: Air Medium parameters used:  $\sigma = 0$  S/m,  $\epsilon_r = 1$ ;  $\rho = 0$  kg/m<sup>3</sup>

Ambient Temperature : 23.5 °C

DASY5 Configuration:

- Probe: AM1DV3 - 3093; ; Calibrated: 2017.5.19
- Sensor-Surface: 0mm (Fix Surface)
- Electronics: DAE4 Sn1326; Calibrated: 2017.9.15
- Phantom: HAC Test Arch with AMCC; Type: SD HAC P01 BA;
- Measurement SW: DASY52, Version 52.8 (8); SEMCAD X Version 14.6.10 (7331)

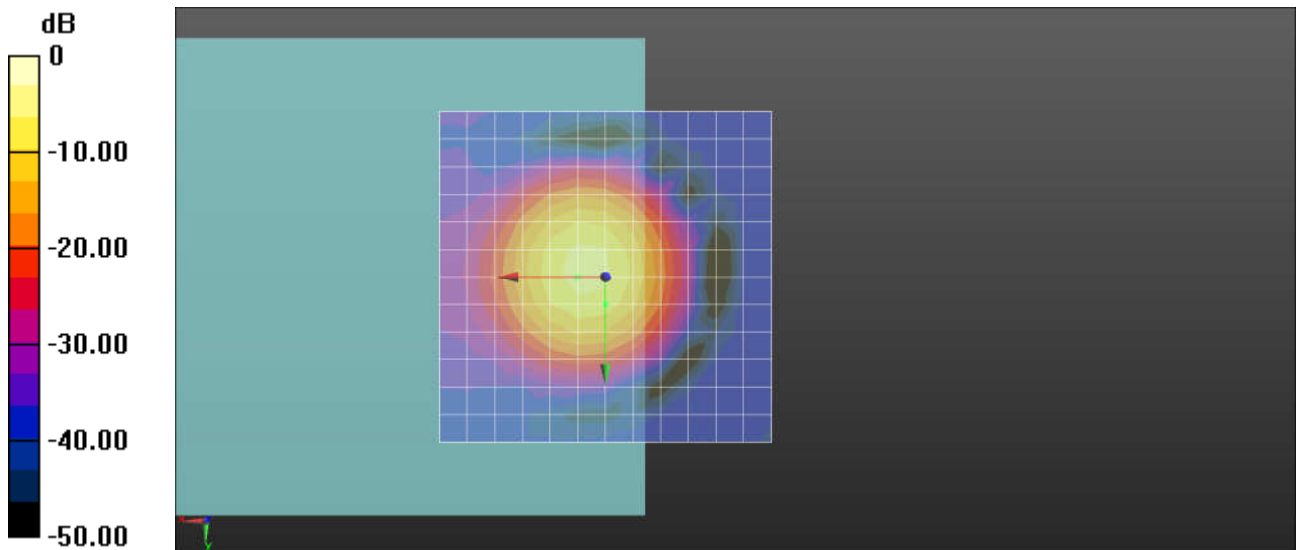
**General Scans/z (axial) 4.2mm 50 x 50/ABM SNR(x,y,z) (13x13x1):** Measurement grid:

dx=10mm, dy=10mm

ABM1/ABM2 = 36.27 dB

ABM1 comp = -7.90 dBA/m

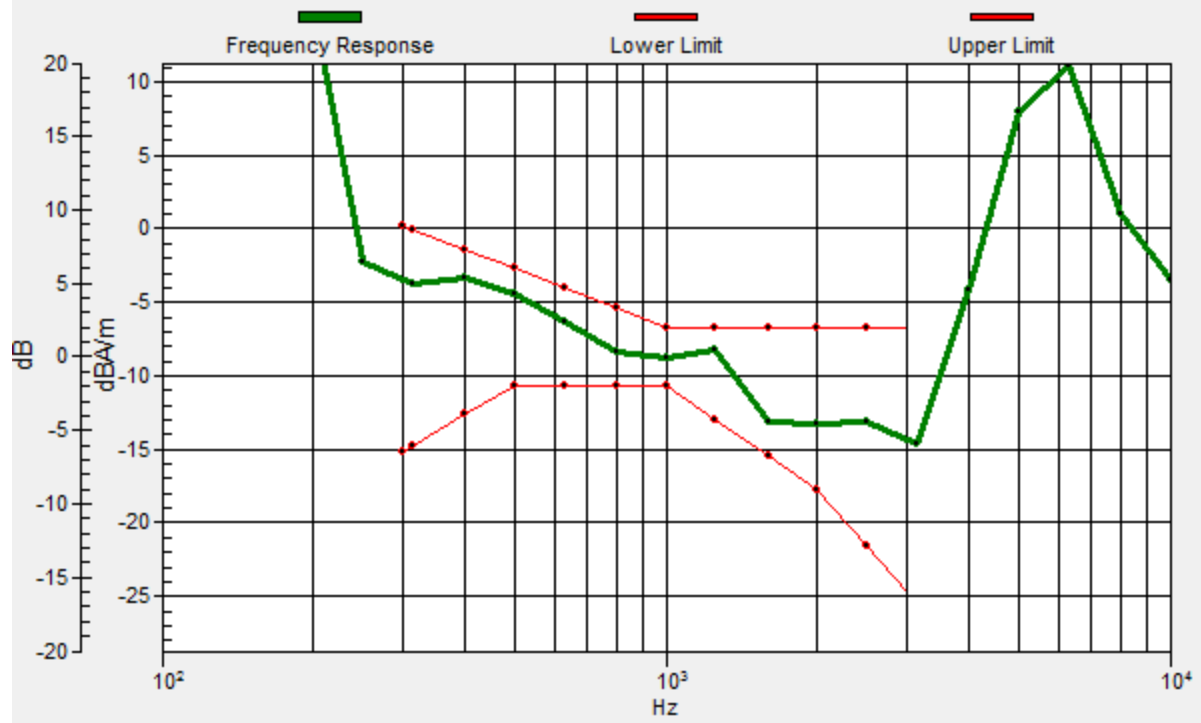
Location: 0, 4.2, 3.7 mm



0 dB = 1.000 A/m = 0.00 dBA/m

# General Scans/z (axial) wideband at best S/N/ABM Freq Resp(x,y,z,f)

Loc: 0, 4.2, 3.7 mm Diff: 1.52dB



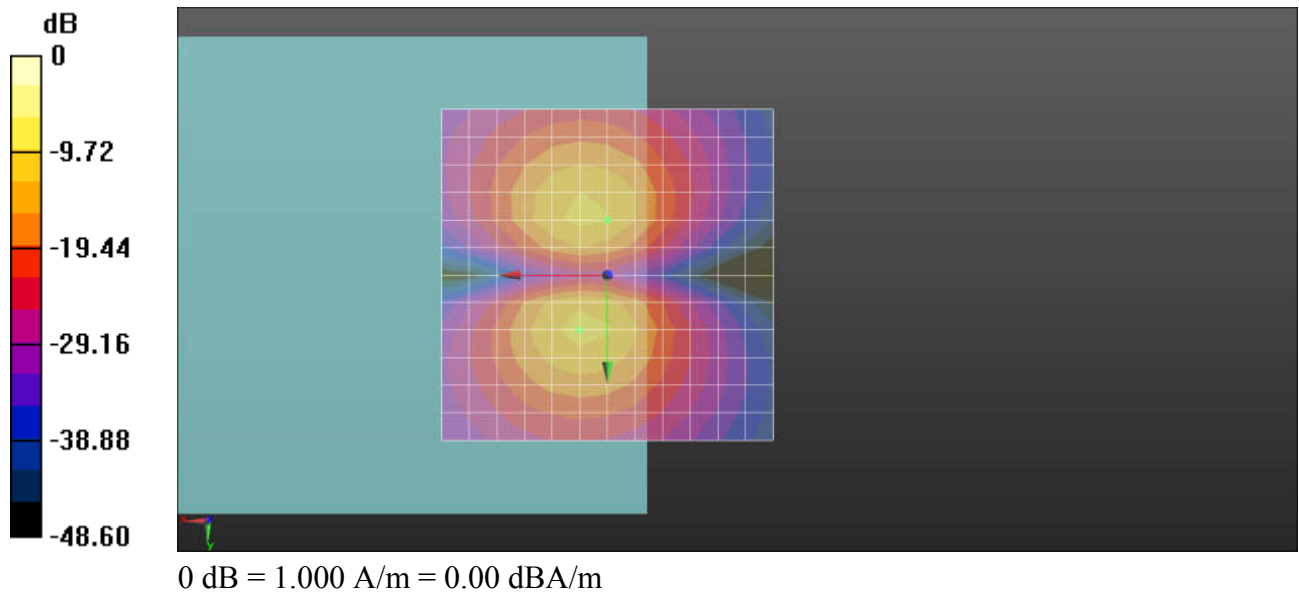
### 14\_HAC\_T-Coil\_LTE Band 13\_10M\_QPSK\_1RB\_0Offset\_EVS WB 23.85Kbps\_Ch23230(Y)

Communication System: UID 0, FDD\_LTE (0); Frequency: 782 MHz  
Medium: Air Medium parameters used:  $\sigma = 0$  S/m,  $\epsilon_r = 1$ ;  $\rho = 0$  kg/m<sup>3</sup>  
Ambient Temperature : 23.5 °C

#### DASY5 Configuration:

- Probe: AM1DV3 - 3093; ; Calibrated: 2017.5.19
- Sensor-Surface: 0mm (Fix Surface)
- Electronics: DAE4 Sn1326; Calibrated: 2017.9.15
- Phantom: HAC Test Arch with AMCC; Type: SD HAC P01 BA;
- Measurement SW: DASY52, Version 52.8 (8); SEMCAD X Version 14.6.10 (7331)

**General Scans/y (transversal) 4.2mm 50 x 50/ABM SNR(x,y,z) (13x13x1):** Measurement grid: dx=10mm, dy=10mm  
ABM1/ABM2 = 36.18 dB  
ABM1 comp = -12.75 dBA/m  
Location: 0, -8.3, 3.7 mm



### 15\_HAC\_T-Coil\_LTE Band 17\_10M\_QPSK\_1RB\_0Offset\_EVS WB 23.85Kbps\_Ch23790(Z)

Communication System: UID 0, FDD\_LTE (0); Frequency: 710 MHz

Medium: Air Medium parameters used:  $\sigma = 0$  S/m,  $\epsilon_r = 1$ ;  $\rho = 0$  kg/m<sup>3</sup>

Ambient Temperature : 23.5 °C

DASY5 Configuration:

- Probe: AM1DV3 - 3093; ; Calibrated: 2017.5.19
- Sensor-Surface: 0mm (Fix Surface)
- Electronics: DAE4 Sn1326; Calibrated: 2017.9.15
- Phantom: HAC Test Arch with AMCC; Type: SD HAC P01 BA;
- Measurement SW: DASY52, Version 52.8 (8); SEMCAD X Version 14.6.10 (7331)

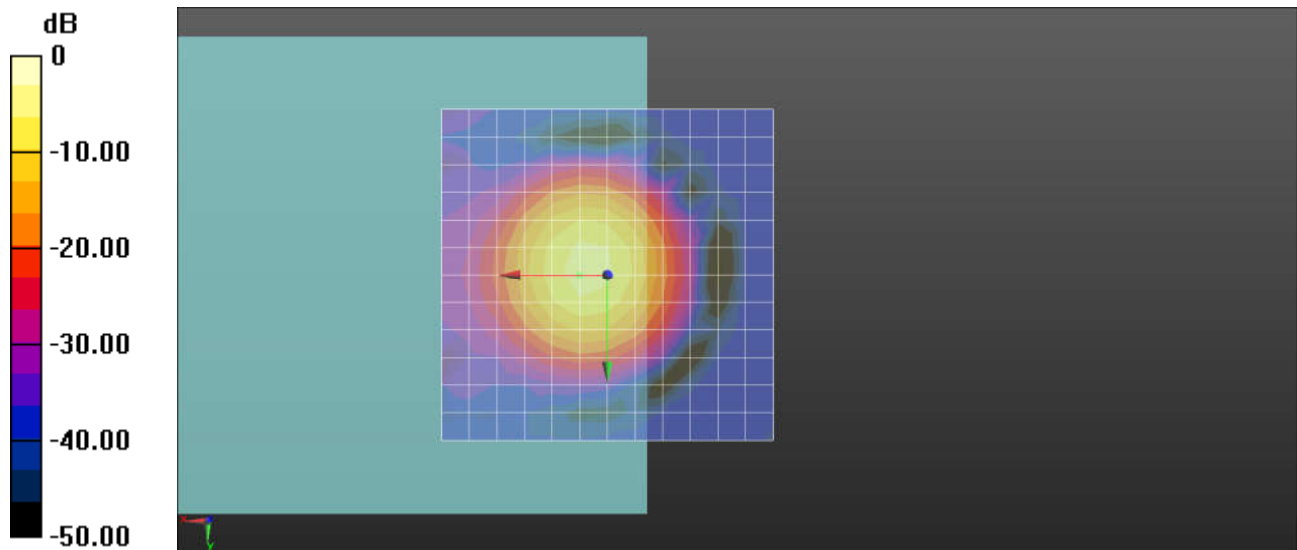
**General Scans/z (axial) 4.2mm 50 x 50/ABM SNR(x,y,z) (13x13x1):** Measurement grid:

dx=10mm, dy=10mm

ABM1/ABM2 = 35.36 dB

ABM1 comp = -5.73 dBA/m

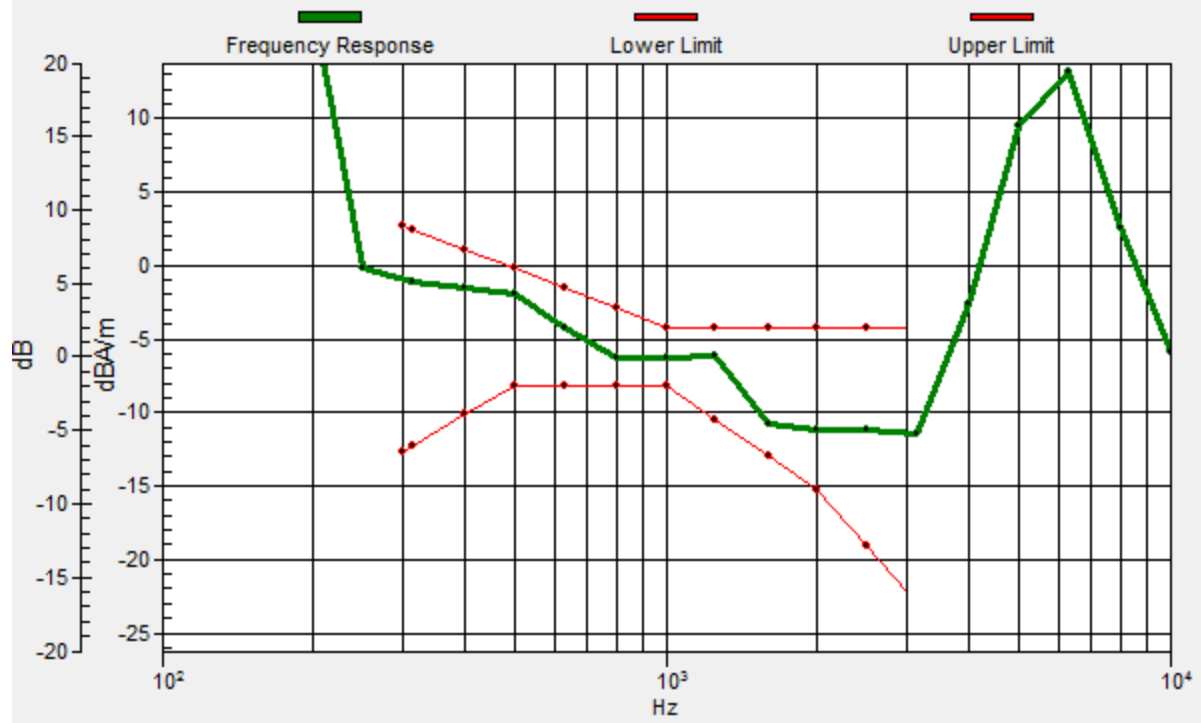
Location: 0, 0, 3.7 mm



0 dB = 1.000 A/m = 0.00 dBA/m

# General Scans/z (axial) wideband at best S/N/ABM Freq Resp(x,y,z,f)

Loc: 0, 0, 3.7 mm Diff: 1.73dB



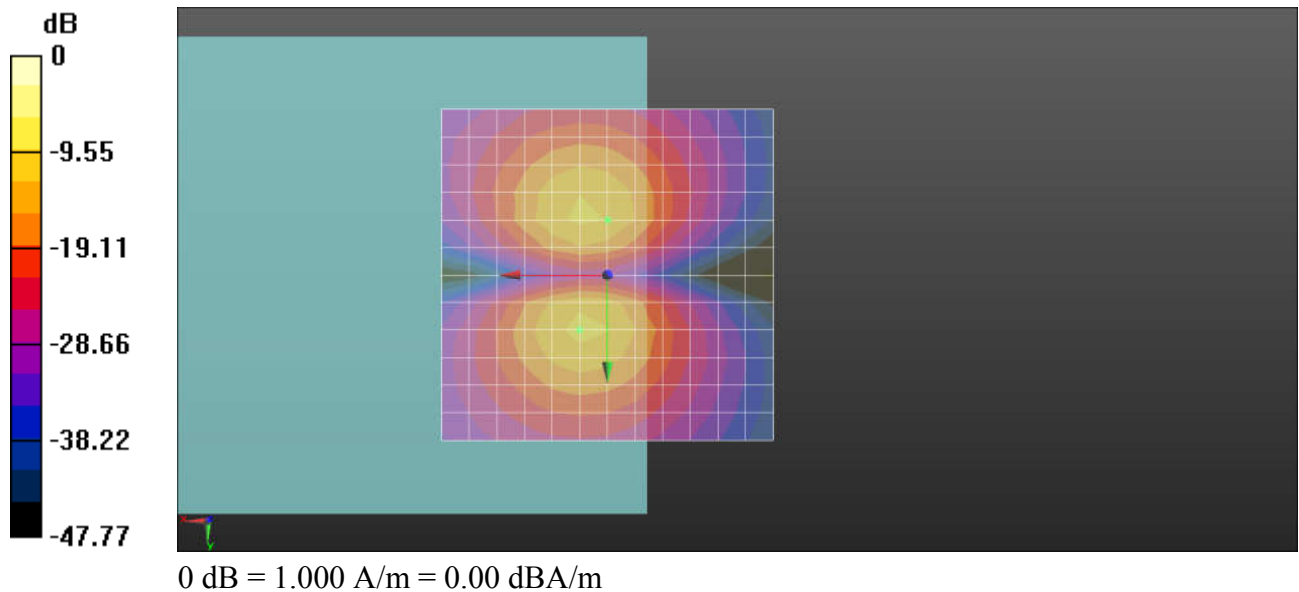
### 15\_HAC\_T-Coil\_LTE Band 17\_10M\_QPSK\_1RB\_0Offset\_EVS WB 23.85Kbps\_Ch23790(Y)

Communication System: UID 0, FDD\_LTE (0); Frequency: 710 MHz  
Medium: Air Medium parameters used:  $\sigma = 0$  S/m,  $\epsilon_r = 1$ ;  $\rho = 0$  kg/m<sup>3</sup>  
Ambient Temperature : 23.5 °C

#### DASY5 Configuration:

- Probe: AM1DV3 - 3093; ; Calibrated: 2017.5.19
- Sensor-Surface: 0mm (Fix Surface)
- Electronics: DAE4 Sn1326; Calibrated: 2017.9.15
- Phantom: HAC Test Arch with AMCC; Type: SD HAC P01 BA;
- Measurement SW: DASY52, Version 52.8 (8); SEMCAD X Version 14.6.10 (7331)

**General Scans/y (transversal) 4.2mm 50 x 50/ABM SNR(x,y,z) (13x13x1):** Measurement grid: dx=10mm, dy=10mm  
ABM1/ABM2 = 36.45 dB  
ABM1 comp = -12.76 dBA/m  
Location: 0, -8.3, 3.7 mm



**16\_HAC\_T-Coil\_LTE Band 25\_20M\_QPSK\_1RB\_0Offset\_EVS WB 23.85Kbps\_Ch26340(Z)**

Communication System: UID 0, FDD\_LTE (0); Frequency: 1880 MHz

Medium: Air Medium parameters used:  $\sigma = 0$  S/m,  $\epsilon_r = 1$ ;  $\rho = 0$  kg/m<sup>3</sup>

Ambient Temperature : 23.5 °C

DASY5 Configuration:

- Probe: AM1DV3 - 3093; ; Calibrated: 2017.5.19
- Sensor-Surface: 0mm (Fix Surface)
- Electronics: DAE4 Sn1326; Calibrated: 2017.9.15
- Phantom: HAC Test Arch with AMCC; Type: SD HAC P01 BA;
- Measurement SW: DASY52, Version 52.8 (8); SEMCAD X Version 14.6.10 (7331)

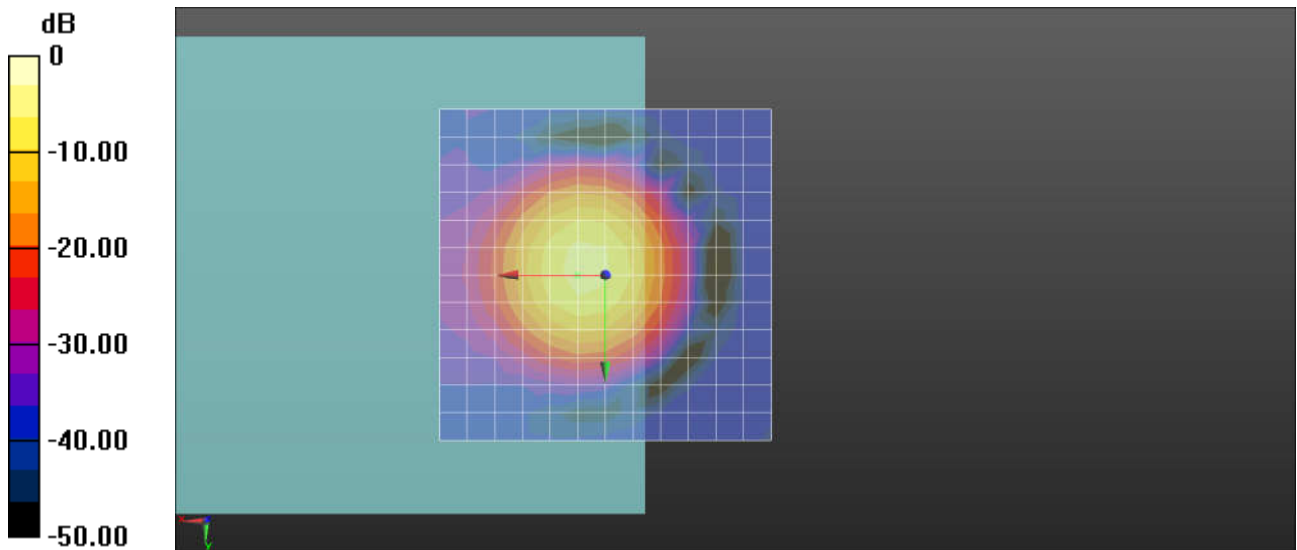
**General Scans/z (axial) 4.2mm 50 x 50/ABM SNR(x,y,z) (13x13x1):** Measurement grid:

dx=10mm, dy=10mm

ABM1/ABM2 = 36.28 dB

ABM1 comp = -5.79 dBA/m

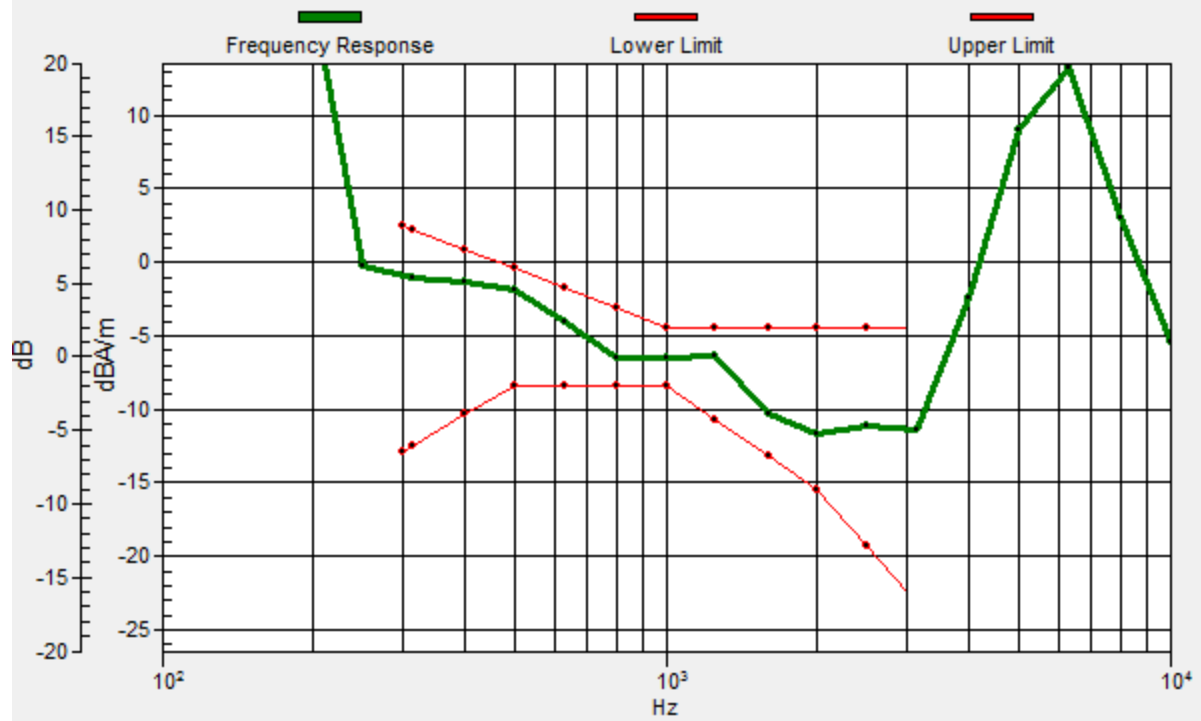
Location: 0, 0, 3.7 mm



0 dB = 1.000 A/m = 0.00 dBA/m

# General Scans/z (axial) wideband at best S/N/ABM Freq Resp(x,y,z,f)

Loc: 0, 0, 3.7 mm Diff: 1.41dB



### 16\_HAC\_T-Coil\_LTE Band 25\_20M\_QPSK\_1RB\_0Offset\_EVS WB 23.85Kbps\_Ch26340(Y)

Communication System: UID 0, FDD\_LTE (0); Frequency: 1880 MHz

Medium: Air Medium parameters used:  $\sigma = 0$  S/m,  $\epsilon_r = 1$ ;  $\rho = 0$  kg/m<sup>3</sup>

Ambient Temperature : 23.5 °C

DASY5 Configuration:

- Probe: AM1DV3 - 3093; ; Calibrated: 2017.5.19
- Sensor-Surface: 0mm (Fix Surface)
- Electronics: DAE4 Sn1326; Calibrated: 2017.9.15
- Phantom: HAC Test Arch with AMCC; Type: SD HAC P01 BA;
- Measurement SW: DASY52, Version 52.8 (8); SEMCAD X Version 14.6.10 (7331)

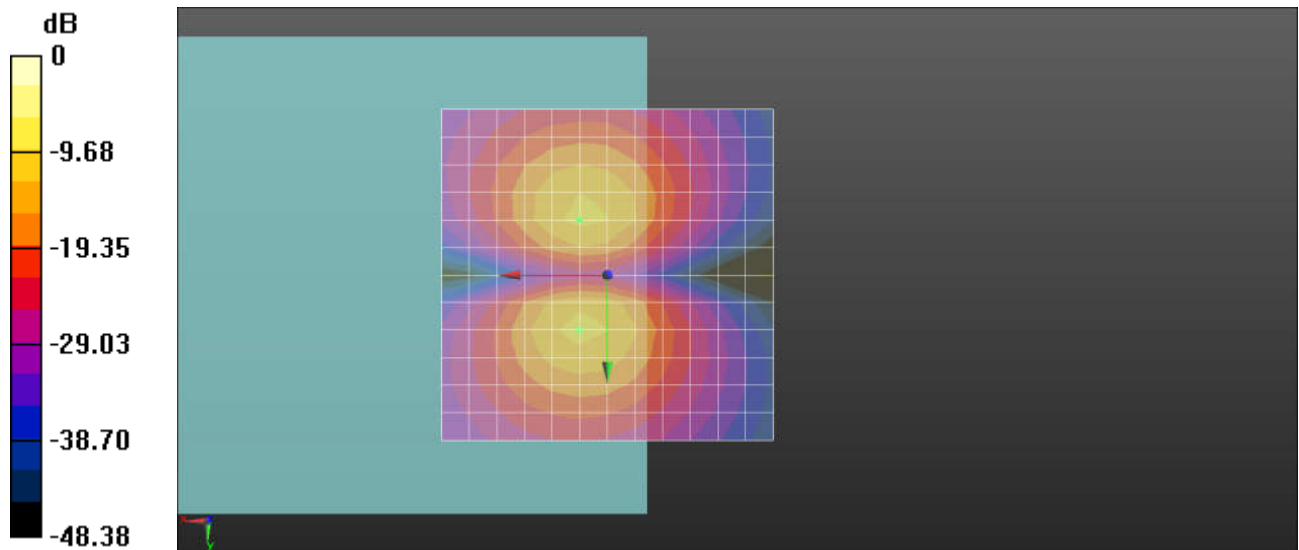
**General Scans/y (transversal) 4.2mm 50 x 50/ABM SNR(x,y,z) (13x13x1):** Measurement

grid: dx=10mm, dy=10mm

ABM1/ABM2 = 36.55 dB

ABM1 comp = -11.86 dBA/m

Location: 4.2, -8.3, 3.7 mm



0 dB = 1.000 A/m = 0.00 dBA/m

**17\_HAC\_T-Coil\_LTE Band 26\_15M\_QPSK\_1RB\_0Offset\_EVS WB 23.85Kbps\_Ch26865(Z)**

Communication System: UID 0, FDD\_LTE (0); Frequency: 831.5 MHz

Medium: Air Medium parameters used:  $\sigma = 0$  S/m,  $\epsilon_r = 1$ ;  $\rho = 0$  kg/m<sup>3</sup>

Ambient Temperature : 23.5 °C

DASY5 Configuration:

- Probe: AM1DV3 - 3093; ; Calibrated: 2017.5.19
- Sensor-Surface: 0mm (Fix Surface)
- Electronics: DAE4 Sn1326; Calibrated: 2017.9.15
- Phantom: HAC Test Arch with AMCC; Type: SD HAC P01 BA;
- Measurement SW: DASY52, Version 52.8 (8); SEMCAD X Version 14.6.10 (7331)

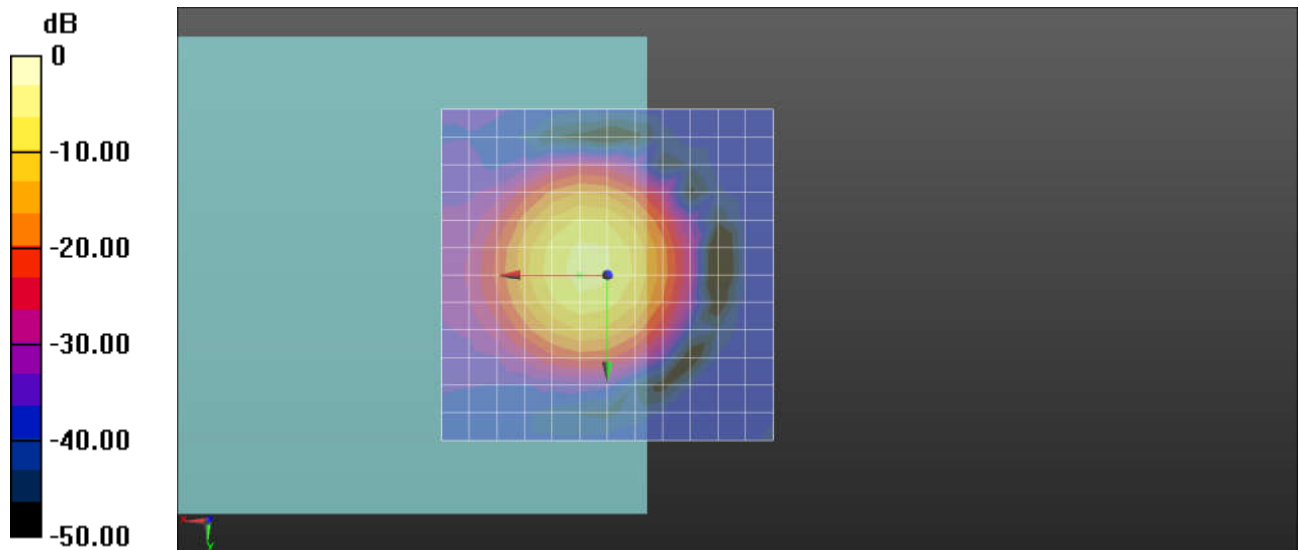
**General Scans/z (axial) 4.2mm 50 x 50/ABM SNR(x,y,z) (13x13x1):** Measurement grid:

dx=10mm, dy=10mm

ABM1/ABM2 = 35.65 dB

ABM1 comp = -5.87 dBA/m

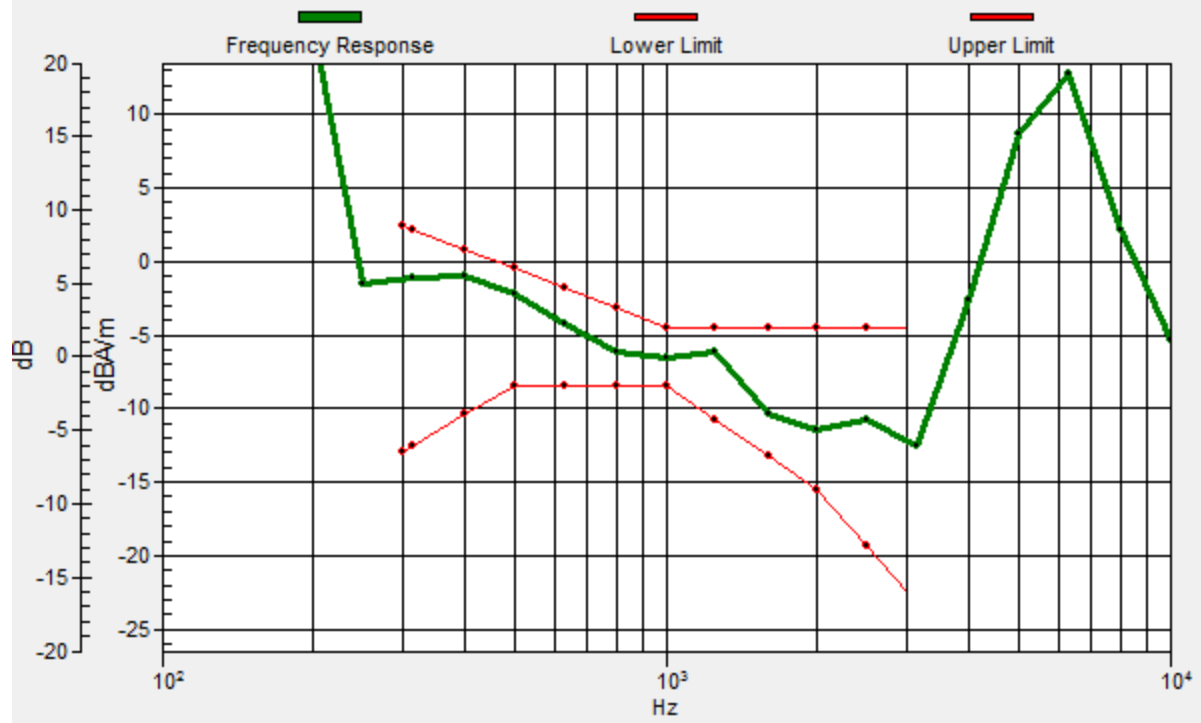
Location: 0, 0, 3.7 mm



0 dB = 1.000 A/m = 0.00 dBA/m

# General Scans/z (axial) wideband at best S/N/ABM Freq Resp(x,y,z,f)

Loc: 0, 0, 3.7 mm Diff: 1.69dB



**17\_HAC\_T-Coil\_LTE Band 26\_15M\_QPSK\_1RB\_0Offset\_EVS WB 23.85Kbps\_Ch26865(Y)**

Communication System: UID 0, FDD\_LTE (0); Frequency: 831.5 MHz

Medium: Air Medium parameters used:  $\sigma = 0$  S/m,  $\epsilon_r = 1$ ;  $\rho = 0$  kg/m<sup>3</sup>

Ambient Temperature : 23.5 °C

DASY5 Configuration:

- Probe: AM1DV3 - 3093; ; Calibrated: 2017.5.19
- Sensor-Surface: 0mm (Fix Surface)
- Electronics: DAE4 Sn1326; Calibrated: 2017.9.15
- Phantom: HAC Test Arch with AMCC; Type: SD HAC P01 BA;
- Measurement SW: DASY52, Version 52.8 (8); SEMCAD X Version 14.6.10 (7331)

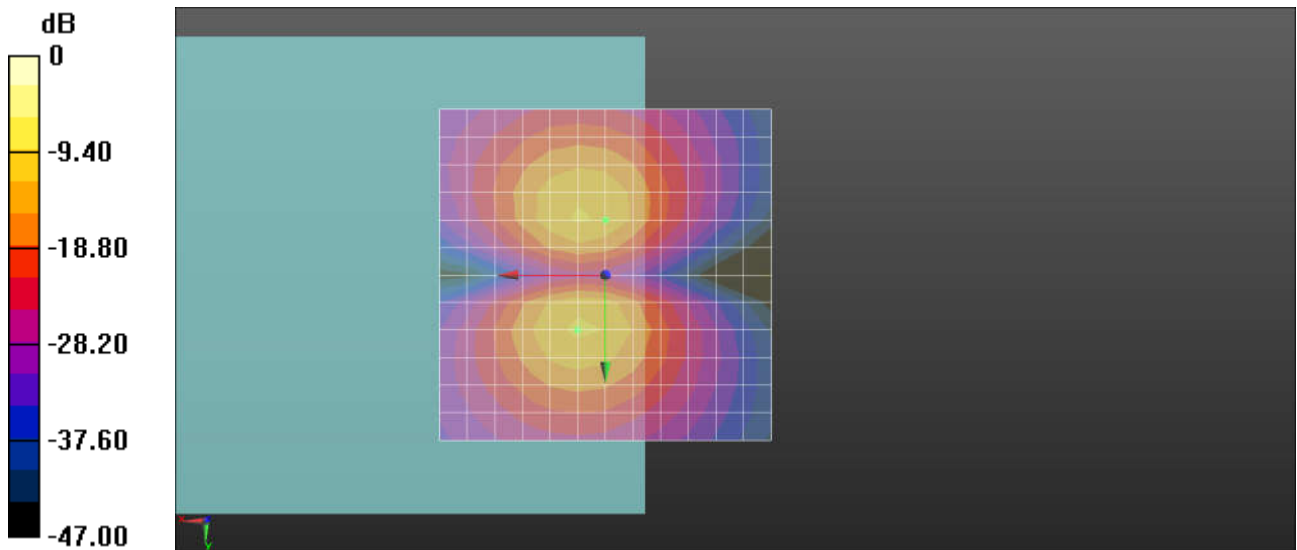
**General Scans/y (transversal) 4.2mm 50 x 50/ABM SNR(x,y,z) (13x13x1):** Measurement

grid: dx=10mm, dy=10mm

ABM1/ABM2 = 37.38 dB

ABM1 comp = -12.88 dBA/m

Location: 0, -8.3, 3.7 mm



0 dB = 1.000 A/m = 0.00 dBA/m

**18\_HAC\_T-Coil\_LTE Band 30\_10M\_QPSK\_1RB\_0Offset\_EVS WB 23.85Kbps\_Ch27710(Z)**

Communication System: UID 0, FDD\_LTE (0); Frequency: 2310 MHz

Medium: Air Medium parameters used:  $\sigma = 0$  S/m,  $\epsilon_r = 1$ ;  $\rho = 0$  kg/m<sup>3</sup>

Ambient Temperature : 23.5 °C

DASY5 Configuration:

- Probe: AM1DV3 - 3093; ; Calibrated: 2017.5.19
- Sensor-Surface: 0mm (Fix Surface)
- Electronics: DAE4 Sn1326; Calibrated: 2017.9.15
- Phantom: HAC Test Arch with AMCC; Type: SD HAC P01 BA;
- Measurement SW: DASY52, Version 52.8 (8); SEMCAD X Version 14.6.10 (7331)

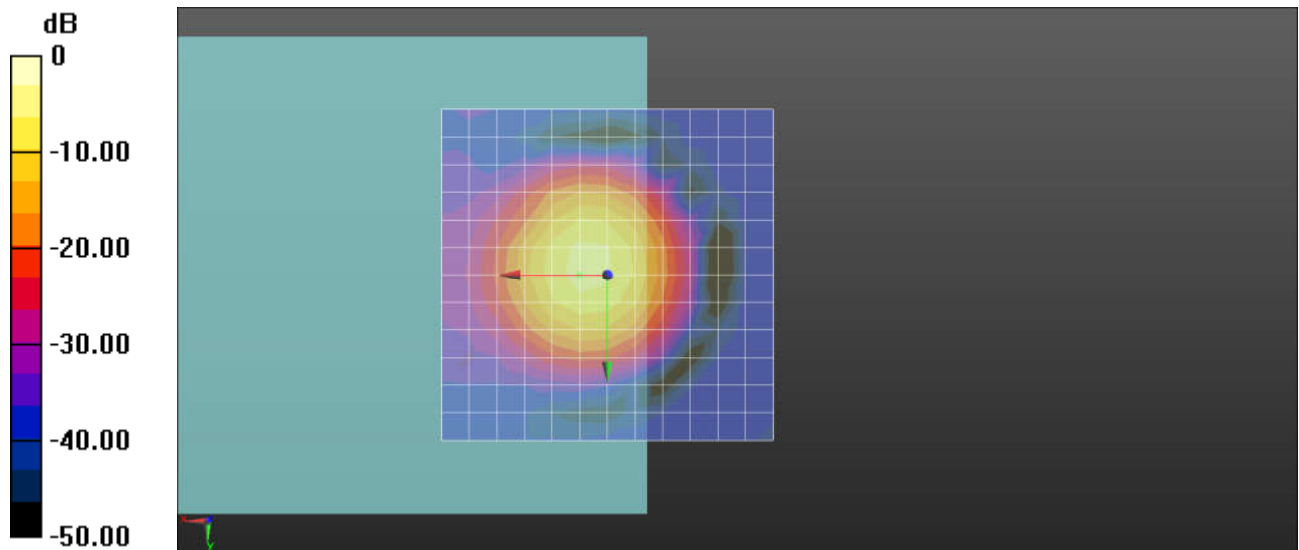
**General Scans/z (axial) 4.2mm 50 x 50/ABM SNR(x,y,z) (13x13x1):** Measurement grid:

dx=10mm, dy=10mm

ABM1/ABM2 = 36.50 dB

ABM1 comp = -5.83 dBA/m

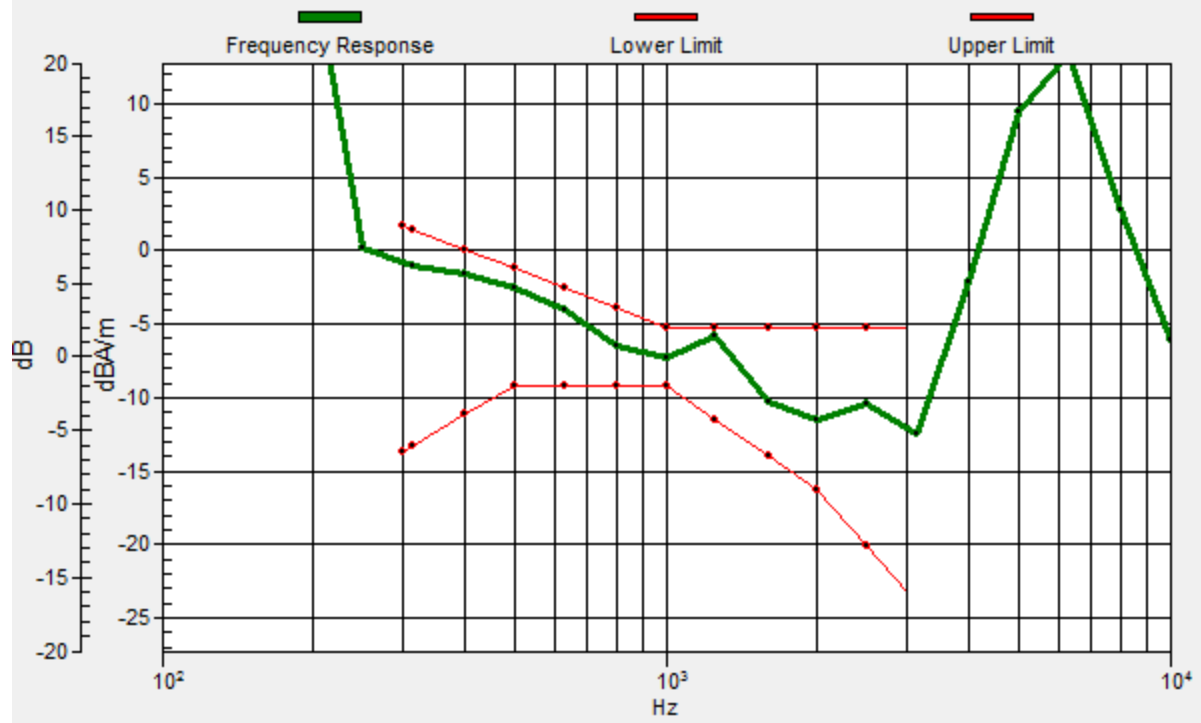
Location: 0, 0, 3.7 mm



0 dB = 1.000 A/m = 0.00 dBA/m

# General Scans/z (axial) wideband at best S/N/ABM Freq Resp(x,y,z,f)

Loc: 0, 0, 3.7 mm Diff: 0.62dB



**18\_HAC\_T-Coil\_LTE Band 30\_10M\_QPSK\_1RB\_0Offset\_EVS WB 23.85Kbps\_Ch27710(Y)**

Communication System: UID 0, FDD\_LTE (0); Frequency: 2310 MHz

Medium: Air Medium parameters used:  $\sigma = 0$  S/m,  $\epsilon_r = 1$ ;  $\rho = 0$  kg/m<sup>3</sup>

Ambient Temperature : 23.5 °C

DASY5 Configuration:

- Probe: AM1DV3 - 3093; ; Calibrated: 2017.5.19
- Sensor-Surface: 0mm (Fix Surface)
- Electronics: DAE4 Sn1326; Calibrated: 2017.9.15
- Phantom: HAC Test Arch with AMCC; Type: SD HAC P01 BA;
- Measurement SW: DASY52, Version 52.8 (8); SEMCAD X Version 14.6.10 (7331)

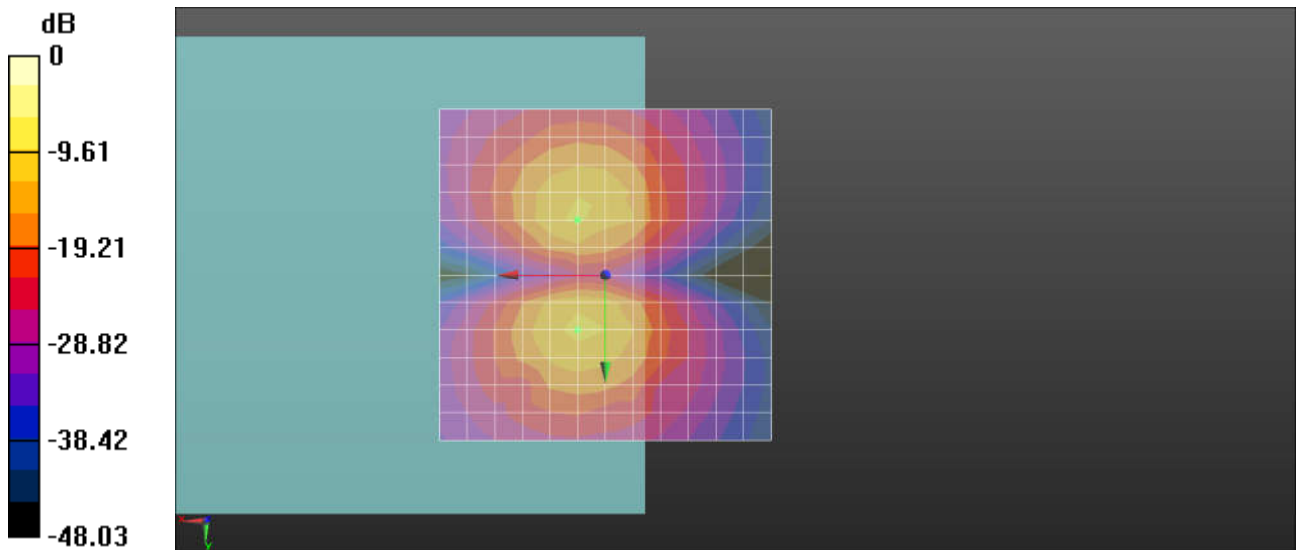
**General Scans/y (transversal) 4.2mm 50 x 50/ABM SNR(x,y,z) (13x13x1):** Measurement

grid: dx=10mm, dy=10mm

ABM1/ABM2 = 35.77 dB

ABM1 comp = -11.94 dBA/m

Location: 4.2, -8.3, 3.7 mm



0 dB = 1.000 A/m = 0.00 dBA/m

**19\_HAC\_T-Coil\_LTE Band 66\_20M\_QPSK\_1RB\_99Offset\_EVS WB 23.85Kbps\_Ch132322(Z)**

Communication System: UID 0, FDD\_LTE (0); Frequency: 1745 MHz

Medium: Air Medium parameters used:  $\sigma = 0$  S/m,  $\epsilon_r = 1$ ;  $\rho = 0$  kg/m<sup>3</sup>

Ambient Temperature : 23.5 °C

DASY5 Configuration:

- Probe: AM1DV3 - 3093; ; Calibrated: 2017.5.19
- Sensor-Surface: 0mm (Fix Surface)
- Electronics: DAE4 Sn1326; Calibrated: 2017.9.15
- Phantom: HAC Test Arch with AMCC; Type: SD HAC P01 BA;
- Measurement SW: DASY52, Version 52.8 (8); SEMCAD X Version 14.6.10 (7331)

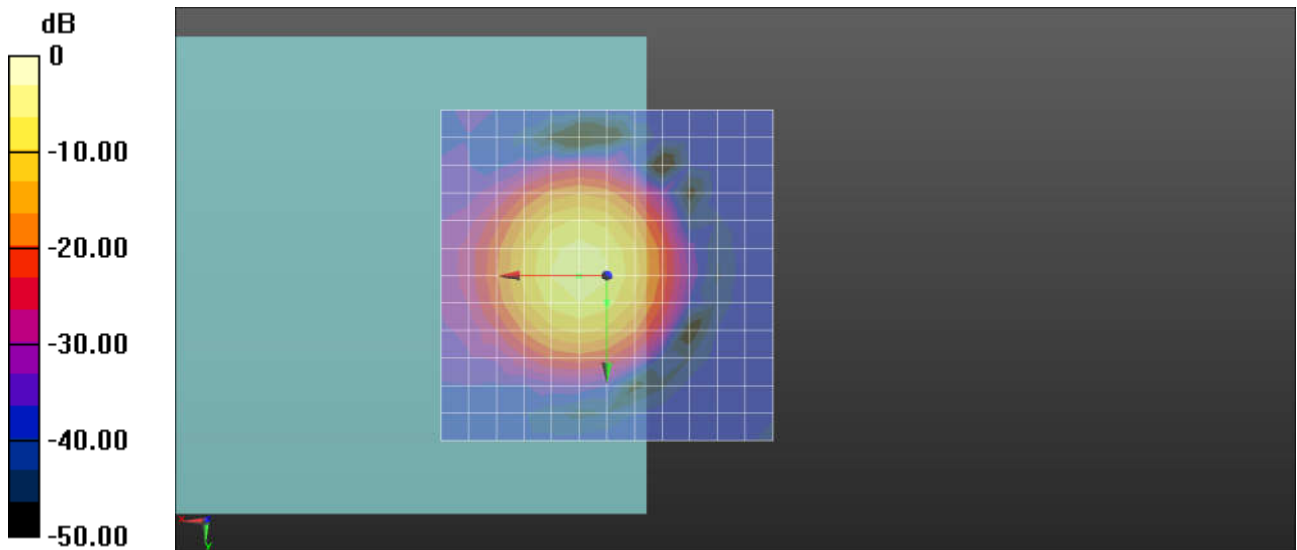
**General Scans/z (axial) 4.2mm 50 x 50/ABM SNR(x,y,z) (13x13x1):** Measurement grid:

dx=10mm, dy=10mm

ABM1/ABM2 = 37.57 dB

ABM1 comp = -8.38 dBA/m

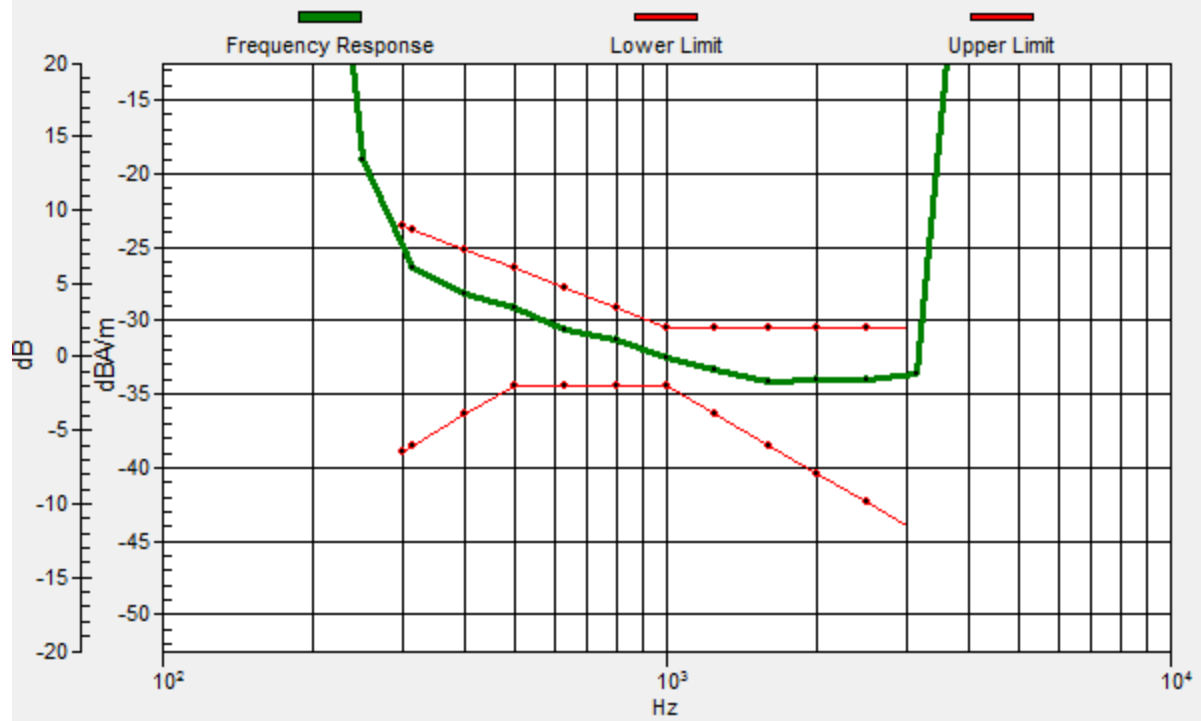
Location: 0, 4.2, 3.7 mm



0 dB = 1.000 A/m = 0.00 dBA/m

# General Scans/z (axial) wideband at best S/N/ABM Freq Resp(x,y,z,f)

Loc: 0, 4.2, 3.7 mm Diff: 1.17dB



**19\_HAC\_T-Coil\_LTE Band 66\_20M\_QPSK\_1RB\_99Offset\_EVS WB 23.85Kbps\_Ch132322(Y)**

Communication System: UID 0, FDD\_LTE (0); Frequency: 1745 MHz

Medium: Air Medium parameters used:  $\sigma = 0$  S/m,  $\epsilon_r = 1$ ;  $\rho = 0$  kg/m<sup>3</sup>

Ambient Temperature : 23.5 °C

DASY5 Configuration:

- Probe: AM1DV3 - 3093; ; Calibrated: 2017.5.19
- Sensor-Surface: 0mm (Fix Surface)
- Electronics: DAE4 Sn1326; Calibrated: 2017.9.15
- Phantom: HAC Test Arch with AMCC; Type: SD HAC P01 BA;
- Measurement SW: DASY52, Version 52.8 (8); SEMCAD X Version 14.6.10 (7331)

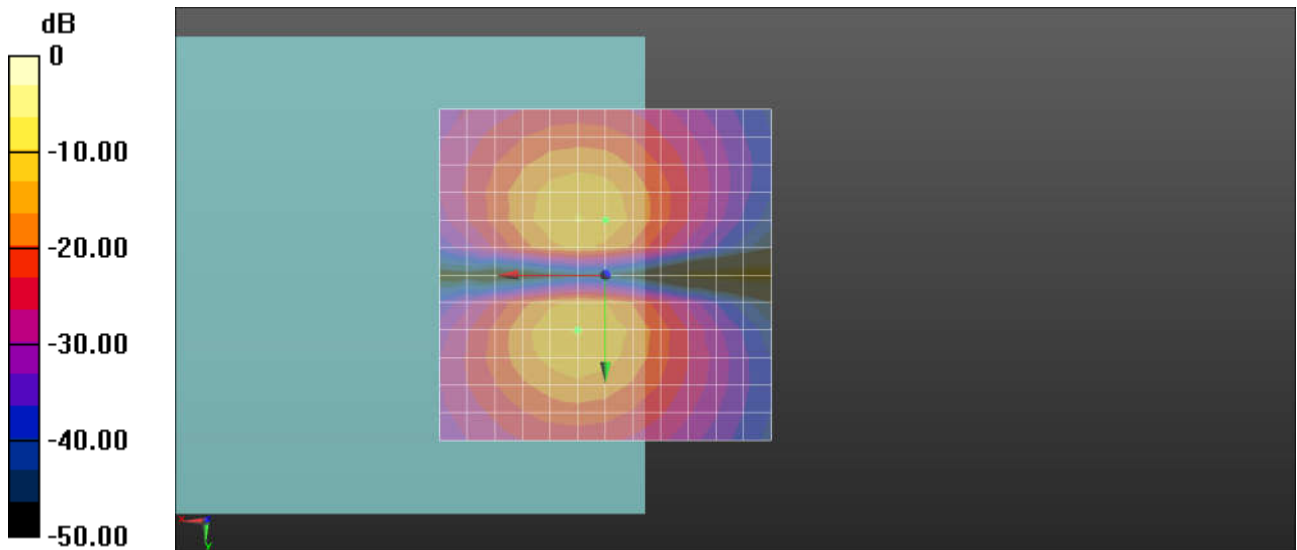
**General Scans/y (transversal) 4.2mm 50 x 50/ABM SNR(x,y,z) (13x13x1):** Measurement

grid: dx=10mm, dy=10mm

ABM1/ABM2 = 35.71 dB

ABM1 comp = -14.29 dBA/m

Location: 0, -8.3, 3.7 mm



0 dB = 1.000 A/m = 0.00 dBA/m

**20\_HAC\_T-Coil\_LTE Band 38\_20M\_QPSK\_1RB\_0Offset\_EVS WB 23.85Kbps\_Ch38000(Z)**

Communication System: UID 0, TDD\_LTE (0); Frequency: 2595 MHz

Medium: Air Medium parameters used:  $\sigma = 0$  S/m,  $\epsilon_r = 1$ ;  $\rho = 0$  kg/m<sup>3</sup>

Ambient Temperature : 23.5 °C

DASY5 Configuration:

- Probe: AM1DV3 - 3093; ; Calibrated: 2017.5.19
- Sensor-Surface: 0mm (Fix Surface)
- Electronics: DAE4 Sn1279; Calibrated: 2018.1.3
- Phantom: HAC Test Arch with AMCC; Type: SD HAC P01 BA;
- Measurement SW: DASY52, Version 52.8 (8); SEMCAD X Version 14.6.10 (7331)

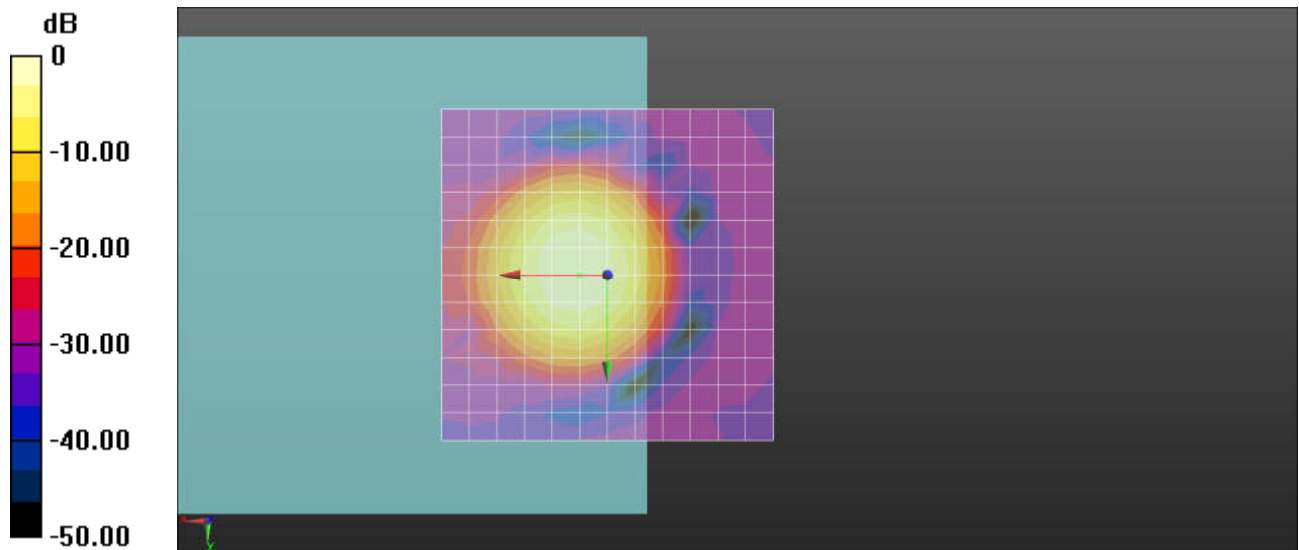
**General Scans/z (axial) 4.2mm 50 x 50/ABM SNR(x,y,z) (13x13x1):** Measurement grid:

dx=10mm, dy=10mm

ABM1/ABM2 = 40.65 dB

ABM1 comp = -1.50 dBA/m

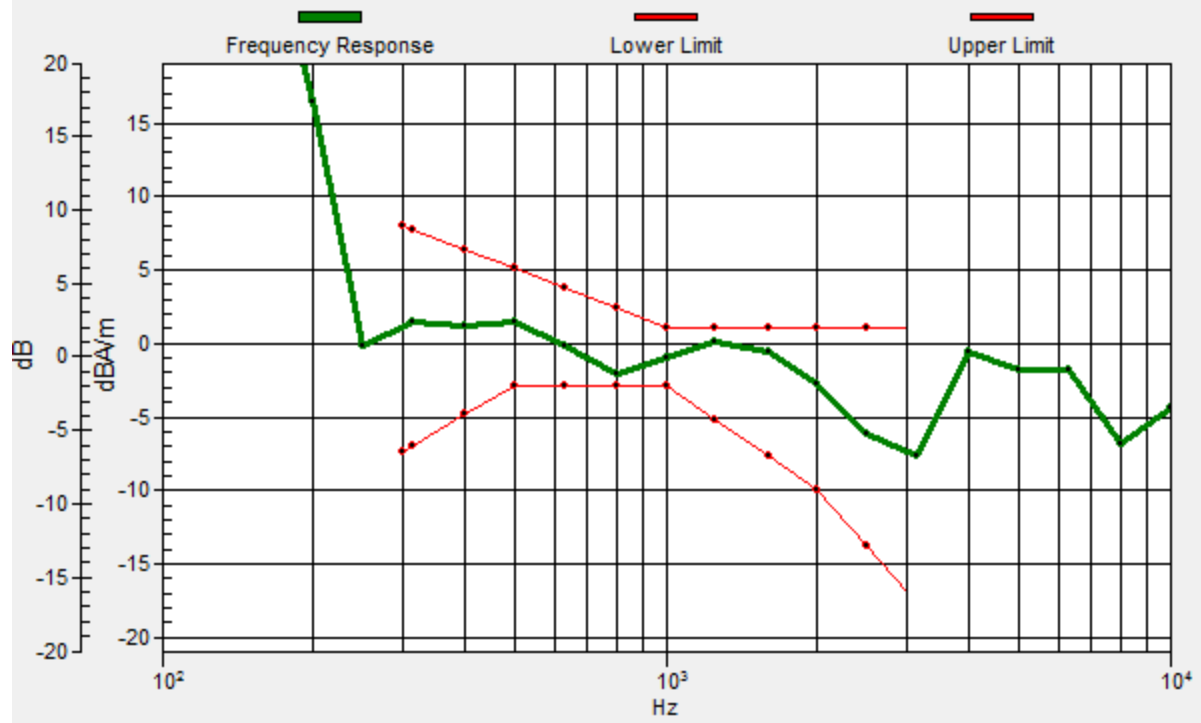
Location: 0, 0, 3.7 mm



0 dB = 1.000 A/m = 0.00 dBA/m

# General Scans/z (axial) wideband at best S/N/ABM Freq Resp(x,y,z,f)

Loc: 0, 0, 3.7 mm Diff: 0.9dB



**20\_HAC\_T-Coil\_LTE Band 38\_20M\_QPSK\_1RB\_0Offset\_EVS WB 23.85Kbps\_Ch38000(Y)**

Communication System: UID 0, TDD\_LTE (0); Frequency: 2595 MHz

Medium: Air Medium parameters used:  $\sigma = 0$  S/m,  $\epsilon_r = 1$ ;  $\rho = 0$  kg/m<sup>3</sup>

Ambient Temperature : 23.5 °C

DASY5 Configuration:

- Probe: AM1DV3 - 3093; ; Calibrated: 2017.5.19
- Sensor-Surface: 0mm (Fix Surface)
- Electronics: DAE4 Sn1279; Calibrated: 2018.1.3
- Phantom: HAC Test Arch with AMCC; Type: SD HAC P01 BA;
- Measurement SW: DASY52, Version 52.8 (8); SEMCAD X Version 14.6.10 (7331)

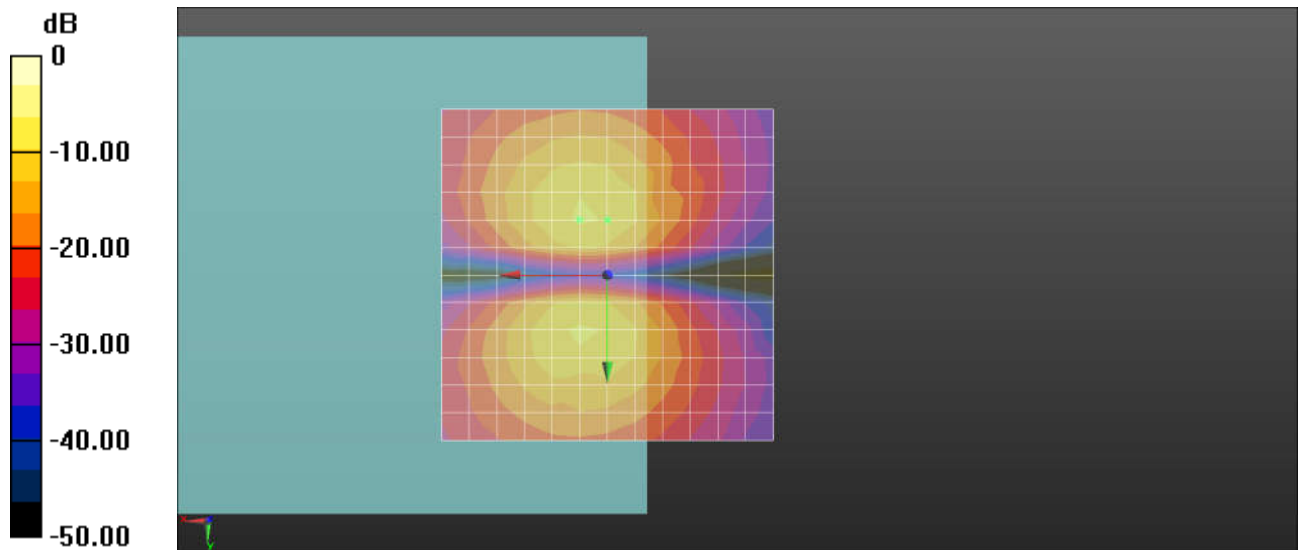
**General Scans/y (transversal) 4.2mm 50 x 50/ABM SNR(x,y,z) (13x13x1):** Measurement

grid: dx=10mm, dy=10mm

ABM1/ABM2 = 39.38 dB

ABM1 comp = -10.22 dBA/m

Location: 0, -8.3, 3.7 mm



0 dB = 1.000 A/m = 0.00 dBA/m

**21\_HAC\_T-Coil\_LTE Band 41\_20M\_QPSK\_1RB\_0Offset\_EVS WB 23.85Kbps\_Ch40620(Z)**

Communication System: UID 0, TDD\_LTE (0); Frequency: 2593 MHz

Medium: Air Medium parameters used:  $\sigma = 0$  S/m,  $\epsilon_r = 1$ ;  $\rho = 0$  kg/m<sup>3</sup>

Ambient Temperature : 23.5 °C

DASY5 Configuration:

- Probe: AM1DV3 - 3093; ; Calibrated: 2017.5.19
- Sensor-Surface: 0mm (Fix Surface)
- Electronics: DAE4 Sn1279; Calibrated: 2018.1.3
- Phantom: HAC Test Arch with AMCC; Type: SD HAC P01 BA;
- Measurement SW: DASY52, Version 52.8 (8); SEMCAD X Version 14.6.10 (7331)

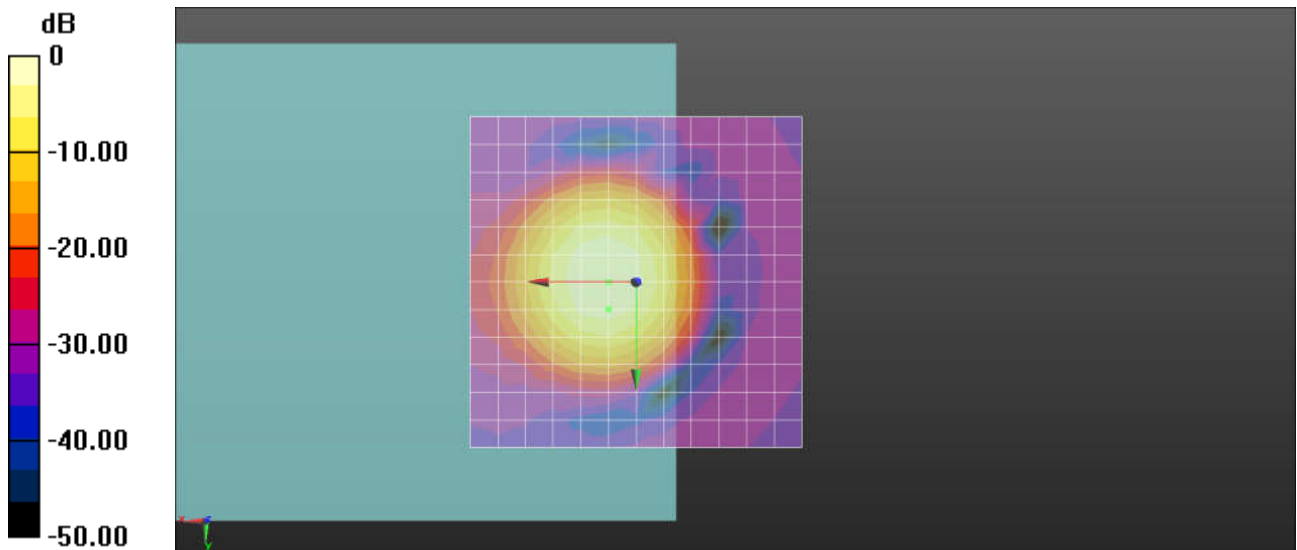
**General Scans/z (axial) 4.2mm 50 x 50/ABM SNR(x,y,z) (13x13x1):** Measurement grid:

dx=10mm, dy=10mm

ABM1/ABM2 = 40.67 dB

ABM1 comp = -1.14 dBA/m

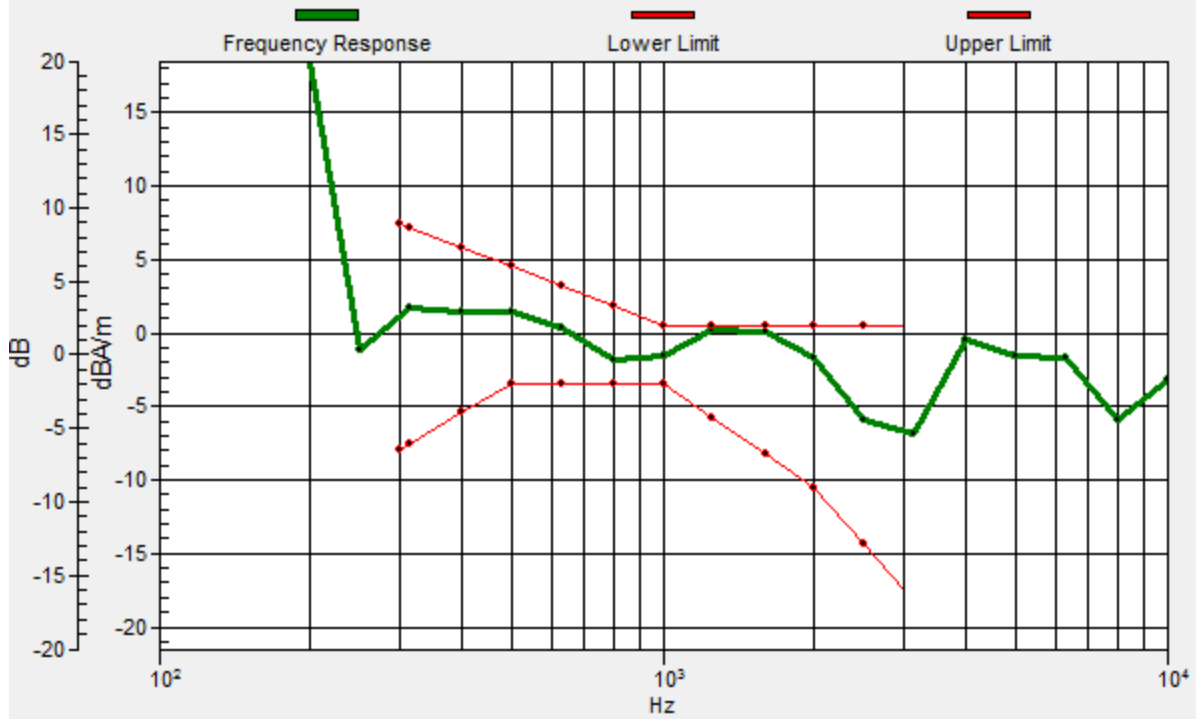
Location: 4.2, 4.2, 3.7 mm



0 dB = 1.000 A/m = 0.00 dBA/m

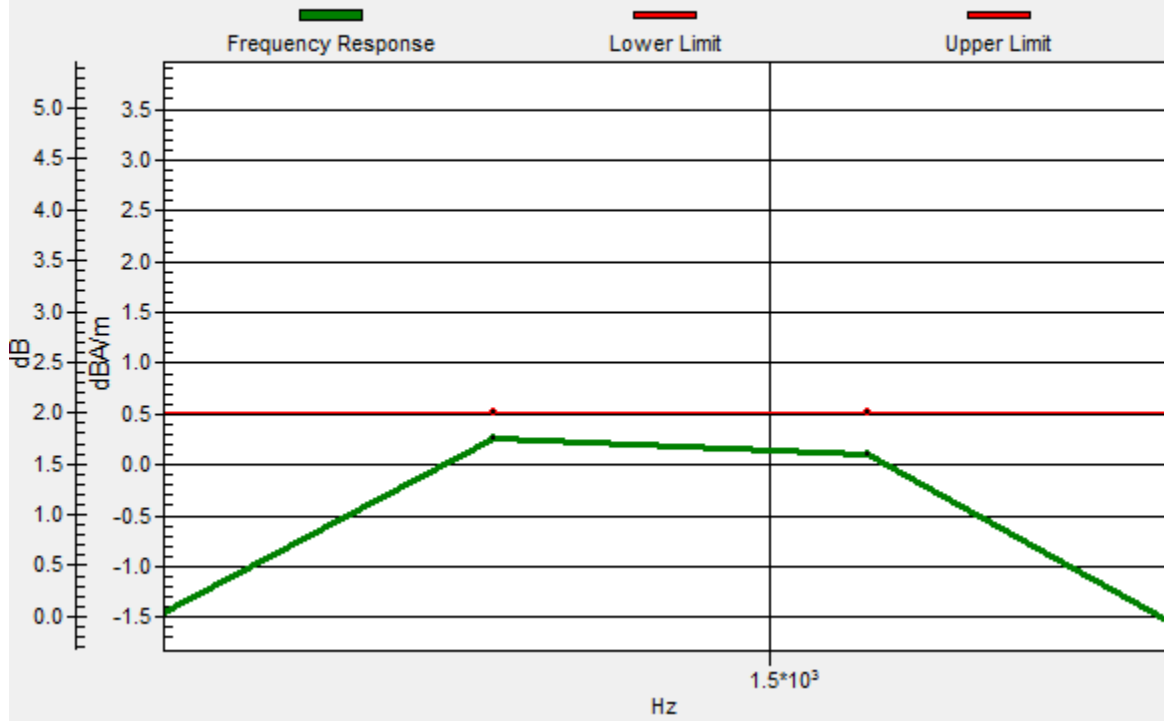
### General Scans/z (axial) wideband at best S/N/ABM Freq Resp(x,y,z,f)

Loc: 4.2, 4.2, 3.7 mm Diff: 0.25dB



### General Scans/z (axial) wideband at best S/N/ABM Freq Resp(x,y,z,f)

Loc: 4.2, 4.2, 3.7 mm Diff: 0.25dB



**21\_HAC\_T-Coil\_LTE Band 41\_20M\_QPSK\_1RB\_0Offset\_EVS WB 23.85Kbps\_Ch40620(Y)**

Communication System: UID 0, TDD\_LTE (0); Frequency: 2593 MHz

Medium: Air Medium parameters used:  $\sigma = 0$  S/m,  $\epsilon_r = 1$ ;  $\rho = 0$  kg/m<sup>3</sup>

Ambient Temperature : 23.5 °C

DASY5 Configuration:

- Probe: AM1DV3 - 3093; ; Calibrated: 2017.5.19
- Sensor-Surface: 0mm (Fix Surface)
- Electronics: DAE4 Sn1279; Calibrated: 2018.1.3
- Phantom: HAC Test Arch with AMCC; Type: SD HAC P01 BA;
- Measurement SW: DASY52, Version 52.8 (8); SEMCAD X Version 14.6.10 (7331)

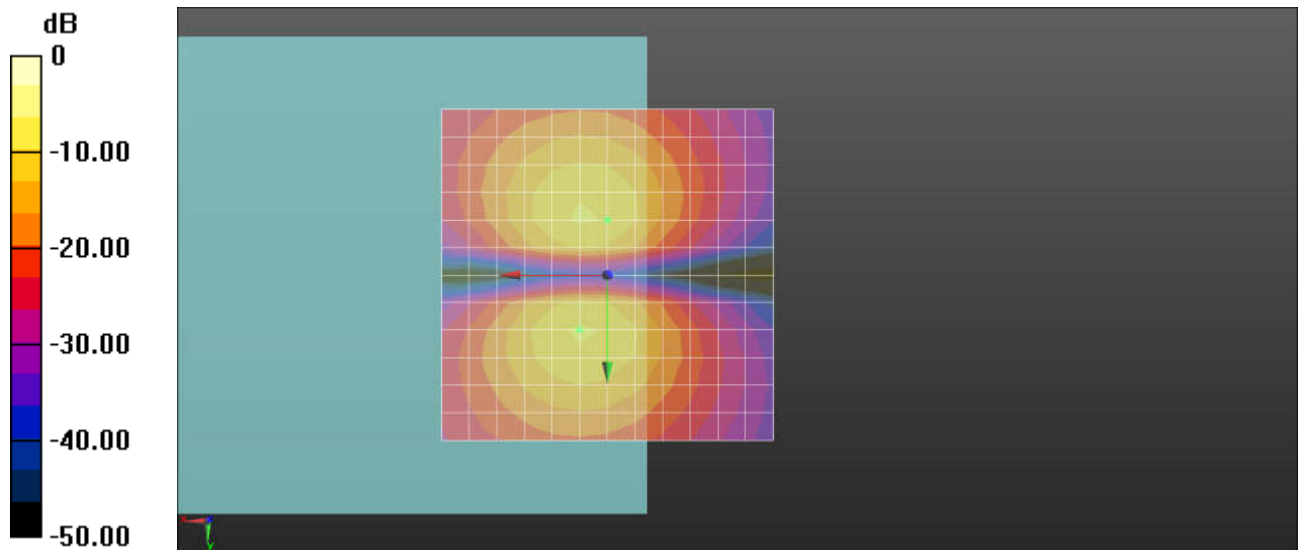
**General Scans/y (transversal) 4.2mm 50 x 50/ABM SNR(x,y,z) (13x13x1):** Measurement

grid: dx=10mm, dy=10mm

ABM1/ABM2 = 38.92 dB

ABM1 comp = -10.14 dBA/m

Location: 0, -8.3, 3.7 mm



0 dB = 1.000 A/m = 0.00 dBA/m

## 22\_HAC\_T-Coil\_WLAN2.4GHz\_802.11b 1Mbps\_Ch6\_EVS WB 23.85Kbps\_Axial (Z)

Communication System: 802.11b ; Frequency: 2437 MHz

Medium: Air Medium parameters used:  $\sigma = 0$  S/m,  $\epsilon_r = 1$ ;  $\rho = 0$  kg/m<sup>3</sup>

Ambient Temperature : 23.2 °C

### DASY5 Configuration

- Probe: AM1DV3 - 3130; ; Calibrated: 2017/11/21
- Sensor-Surface: 0mm (Fix Surface)
- Electronics: DAE4 Sn854; Calibrated: 2017/5/2
- Phantom: HAC Test Arch with AMCC; Type: SD HAC P01 BA;
- Measurement SW: DASY52, Version 52.8 (8); SEMCAD X Version 14.6.10 (7373)


### General Scans/z (axial) 4.2mm 50 x 50/ABM Interpolated SNR(x,y,z) (121x121x1):

Interpolated grid: dx=1.000 mm, dy=1.000 mm

ABM1/ABM2 = 27.81 dB

ABM1 comp = -8.65 dBA/m

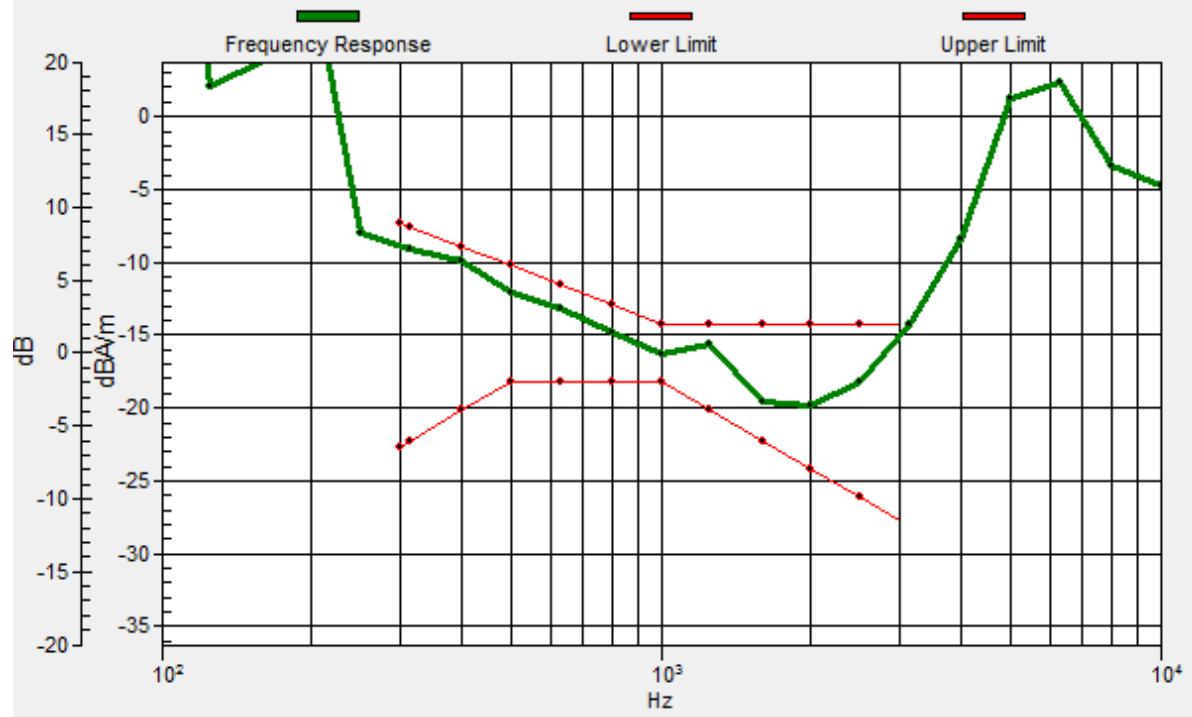
Location: 0, -2, 3.7 mm



0 dB = 24.59 = 27.81 dB

# General Scans/z (axial) wideband at best S/N/ABM Freq Resp(x,y,z,f)

Loc: -5, -5, 3.7 mm Diff: 0.97dB



## 22\_HAC\_T-Coil\_WLAN2.4GHz\_802.11b 1Mbps\_Ch6\_EVS WB 23.85Kbps\_Transversal (Y)

Communication System: 802.11b ; Frequency: 2437 MHz

Medium: Air Medium parameters used:  $\sigma = 0$  S/m,  $\epsilon_r = 1$ ;  $\rho = 0$  kg/m<sup>3</sup>

Ambient Temperature : 23.2 °C

### DASY5 Configuration

- Probe: AM1DV3 - 3130; ; Calibrated: 2017/11/21

- Sensor-Surface: 0mm (Fix Surface)

- Electronics: DAE4 Sn854; Calibrated: 2017/5/2

- Phantom: HAC Test Arch with AMCC; Type: SD HAC P01 BA;

- Measurement SW: DASY52, Version 52.8 (8); SEMCAD X Version 14.6.10 (7373)


### General Scans/y (transversal) 4.2mm 50 x 50/ABM Interpolated SNR(x,y,z) (121x121x1):

Interpolated grid: dx=1.000 mm, dy=1.000 mm

ABM1/ABM2 = 27.52 dB

ABM1 comp = -16.37 dBA/m

Location: -3, -10.3, 3.7 mm



## 23\_HAC\_T-Coil\_WLAN5GHz\_802.11a\_6Mbps\_Ch40\_EVS WB 23.85Kbps\_Axial (Z)

Communication System: 802.11a ; Frequency: 5200 MHz

Medium: Air Medium parameters used:  $\sigma = 0$  S/m,  $\epsilon_r = 1$ ;  $\rho = 0$  kg/m<sup>3</sup>

Ambient Temperature : 23.2 °C

### DASY5 Configuration

- Probe: AM1DV3 - 3130; ; Calibrated: 2017/11/21
- Sensor-Surface: 0mm (Fix Surface)
- Electronics: DAE4 Sn854; Calibrated: 2017/5/2
- Phantom: HAC Test Arch with AMCC; Type: SD HAC P01 BA;
- Measurement SW: DASY52, Version 52.8 (8); SEMCAD X Version 14.6.10 (7373)


### General Scans/z (axial) 4.2mm 50 x 50/ABM Interpolated SNR(x,y,z) (121x121x1):

Interpolated grid: dx=1.000 mm, dy=1.000 mm

ABM1/ABM2 = 30.99 dB

ABM1 comp = -8.46 dBA/m

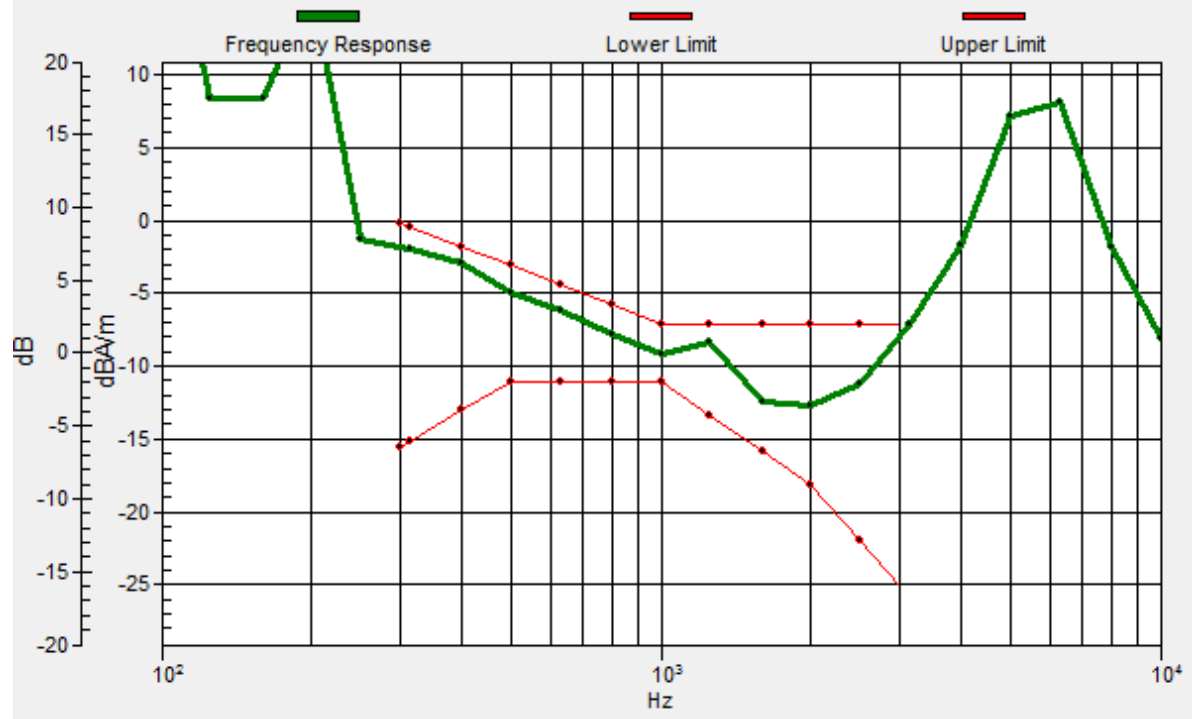
Location: 2, -2, 3.7 mm



0 dB = 35.43 = 30.99 dB

# General Scans/z (axial) wideband at best S/N/ABM Freq Resp(x,y,z,f)

Loc: 2.1, -1.8, 3.7 mm Diff: 1dB



## 23\_HAC\_T-Coil\_WLAN5GHz\_802.11a\_6Mbps\_EVS WB 23.85Kbps\_Ch40\_Transversal (Y)

Communication System: 802.11a ; Frequency: 5200 MHz

Medium: Air Medium parameters used:  $\sigma = 0$  S/m,  $\epsilon_r = 1$ ;  $\rho = 0$  kg/m<sup>3</sup>

Ambient Temperature : 23.2 °C

### DASY5 Configuration

- Probe: AM1DV3 - 3130; ; Calibrated: 2017/11/21
- Sensor-Surface: 0mm (Fix Surface)
- Electronics: DAE4 Sn854; Calibrated: 2017/5/2
- Phantom: HAC Test Arch with AMCC; Type: SD HAC P01 BA;
- Measurement SW: DASY52, Version 52.8 (8); SEMCAD X Version 14.6.10 (7373)


### General Scans/y (transversal) 4.2mm 50 x 50/ABM Interpolated SNR(x,y,z) (121x121x1):

Interpolated grid: dx=1.000 mm, dy=1.000 mm

ABM1/ABM2 = 28.65 dB

ABM1 comp = -15.17 dBA/m

Location: 4, 5, 3.7 mm



## 24\_HAC\_T-Coil\_WLAN5GHz\_802.11a\_6Mbps\_EVS WB 23.85Kbps\_Ch60\_Axial (Z)

Communication System: 802.11a ; Frequency: 5200 MHz

Medium: Air Medium parameters used:  $\sigma = 0$  S/m,  $\epsilon_r = 1$ ;  $\rho = 0$  kg/m<sup>3</sup>

Ambient Temperature : 23.2 °C

### DASY5 Configuration

- Probe: AM1DV3 - 3130; ; Calibrated: 2017/11/21

- Sensor-Surface: 0mm (Fix Surface)

- Electronics: DAE4 Sn854; Calibrated: 2017/5/2

- Phantom: HAC Test Arch with AMCC; Type: SD HAC P01 BA;

- Measurement SW: DASY52, Version 52.8 (8); SEMCAD X Version 14.6.10 (7373)


### General Scans/z (axial) 4.2mm 50 x 50/ABM Interpolated SNR(x,y,z) (121x121x1):

Interpolated grid: dx=1.000 mm, dy=1.000 mm

ABM1/ABM2 = 34.64 dB

ABM1 comp = -7.91 dBA/m

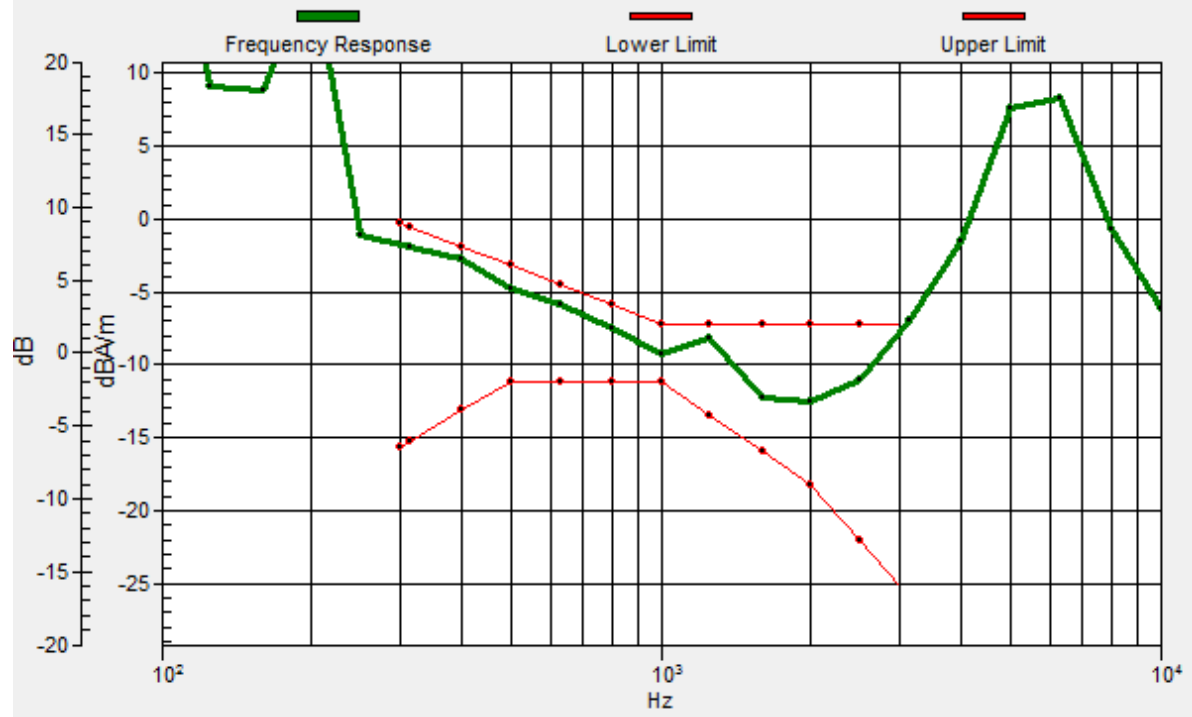
Location: 4, -1, 3.7 mm



0 dB = 53.97 = 34.64 dB

# General Scans/z (axial) wideband at best S/N/ABM Freq Resp(x,y,z,f)

Loc: 4, -0.9, 3.7 mm Diff: 0.71dB



## 24\_HAC\_T-Coil\_WLAN5GHz\_802.11a\_6Mbps\_EVS WB 23.85Kbps\_Ch60\_Transversal (Y)

Communication System: 802.11a ; Frequency: 5200 MHz

Medium: Air Medium parameters used:  $\sigma = 0$  S/m,  $\epsilon_r = 1$ ;  $\rho = 0$  kg/m<sup>3</sup>

Ambient Temperature : 23.2 °C

### DASY5 Configuration

- Probe: AM1DV3 - 3130; ; Calibrated: 2017/11/21
- Sensor-Surface: 0mm (Fix Surface)
- Electronics: DAE4 Sn854; Calibrated: 2017/5/2
- Phantom: HAC Test Arch with AMCC; Type: SD HAC P01 BA;
- Measurement SW: DASY52, Version 52.8 (8); SEMCAD X Version 14.6.10 (7373)


### General Scans/y (transversal) 4.2mm 50 x 50/ABM Interpolated SNR(x,y,z) (121x121x1):

Interpolated grid: dx=1.000 mm, dy=1.000 mm

ABM1/ABM2 = 28.62 dB

ABM1 comp = -15.50 dBA/m

Location: 2, 5, 3.7 mm



0 dB = 26.97 = 28.62 dB

## 25\_HAC\_T-Coil\_WLAN5GHz\_802.11a\_6Mbps\_Ch124\_EVS WB 23.85Kbps\_Axial (Z)

Communication System: 802.11a ; Frequency: 5620 MHz

Medium: Air Medium parameters used:  $\sigma = 0$  S/m,  $\epsilon_r = 1$ ;  $\rho = 0$  kg/m<sup>3</sup>

Ambient Temperature : 23.2 °C

### DASY5 Configuration

- Probe: AM1DV3 - 3130; ; Calibrated: 2017/11/21
- Sensor-Surface: 0mm (Fix Surface)
- Electronics: DAE4 Sn854; Calibrated: 2017/5/2
- Phantom: HAC Test Arch with AMCC; Type: SD HAC P01 BA;
- Measurement SW: DASY52, Version 52.8 (8); SEMCAD X Version 14.6.10 (7373)


### General Scans/z (axial) 4.2mm 50 x 50/ABM Interpolated SNR(x,y,z) (121x121x1):

Interpolated grid: dx=1.000 mm, dy=1.000 mm

ABM1/ABM2 = 30.71 dB

ABM1 comp = -7.95 dBA/m

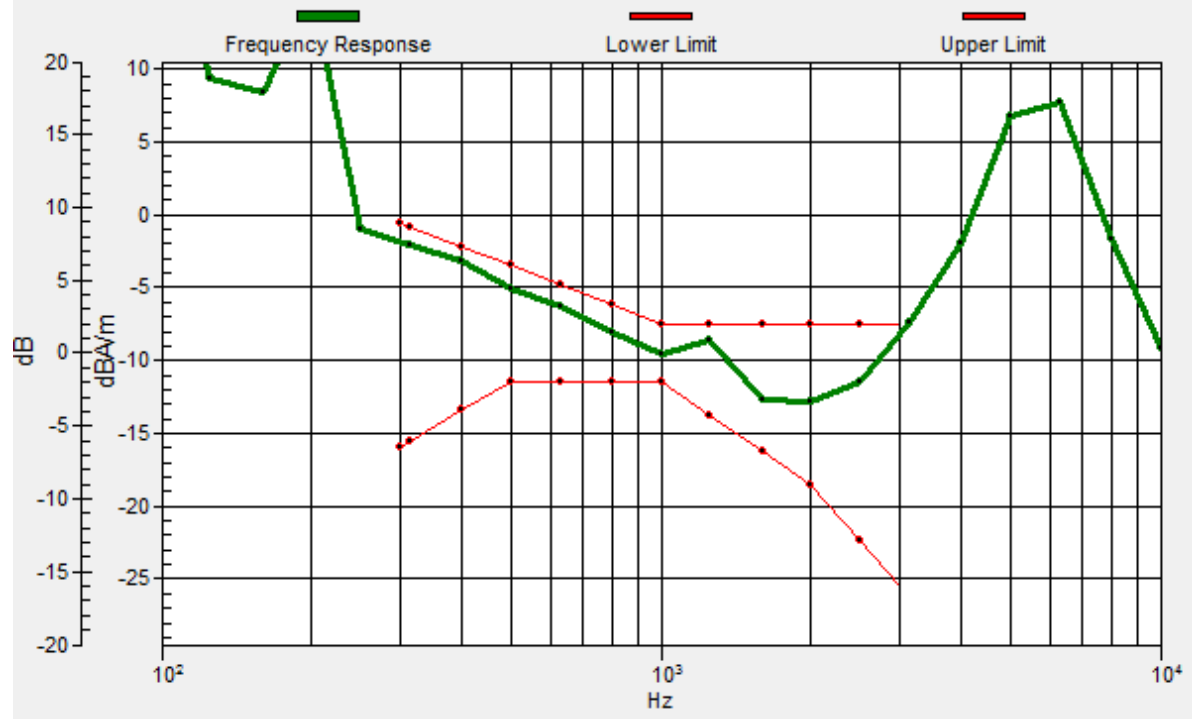
Location: 3, -4, 3.7 mm



0 dB = 34.33 = 30.71 dB

# General Scans/z (axial) wideband at best S/N/ABM Freq Resp(x,y,z,f)

Loc: 3.2, -3.6, 3.7 mm Diff: 0.81dB



## 25\_HAC\_T-Coil\_WLAN5GHz\_802.11a\_6Mbps\_Ch124\_EVS WB 23.85Kbps\_Transversal (Y)

Communication System: 802.11a ; Frequency: 5620 MHz

Medium: Air Medium parameters used:  $\sigma = 0$  S/m,  $\epsilon_r = 1$ ;  $\rho = 0$  kg/m<sup>3</sup>

Ambient Temperature : 23.2 °C

### DASY5 Configuration

- Probe: AM1DV3 - 3130; ; Calibrated: 2017/11/21

- Sensor-Surface: 0mm (Fix Surface)

- Electronics: DAE4 Sn854; Calibrated: 2017/5/2

- Phantom: HAC Test Arch with AMCC; Type: SD HAC P01 BA;

- Measurement SW: DASY52, Version 52.8 (8); SEMCAD X Version 14.6.10 (7373)


### General Scans/y (transversal) 4.2mm 50 x 50/ABM Interpolated SNR(x,y,z) (121x121x1):

Interpolated grid: dx=1.000 mm, dy=1.000 mm

ABM1/ABM2 = 28.87 dB

ABM1 comp = -15.30 dBA/m

Location: 3, 6, 3.7 mm



0 dB = 27.77 = 28.87 dB

## 26\_HAC\_T-Coil\_WLAN5GHz\_802.11a\_6Mbps\_Ch157\_EVS WB 23.85Kbps\_Axial (Z)

Communication System: 802.11a ; Frequency: 5785 MHz

Medium: Air Medium parameters used:  $\sigma = 0$  S/m,  $\epsilon_r = 1$ ;  $\rho = 0$  kg/m<sup>3</sup>

Ambient Temperature : 23.2 °C

### DASY5 Configuration

- Probe: AM1DV3 - 3130; ; Calibrated: 2017/11/21
- Sensor-Surface: 0mm (Fix Surface)
- Electronics: DAE4 Sn854; Calibrated: 2017/5/2
- Phantom: HAC Test Arch with AMCC; Type: SD HAC P01 BA;
- Measurement SW: DASY52, Version 52.8 (8); SEMCAD X Version 14.6.10 (7373)


### General Scans/z (axial) 4.2mm 50 x 50/ABM Interpolated SNR(x,y,z) (121x121x1):

Interpolated grid: dx=1.000 mm, dy=1.000 mm

ABM1/ABM2 = 30.86 dB

ABM1 comp = -8.18 dBA/m

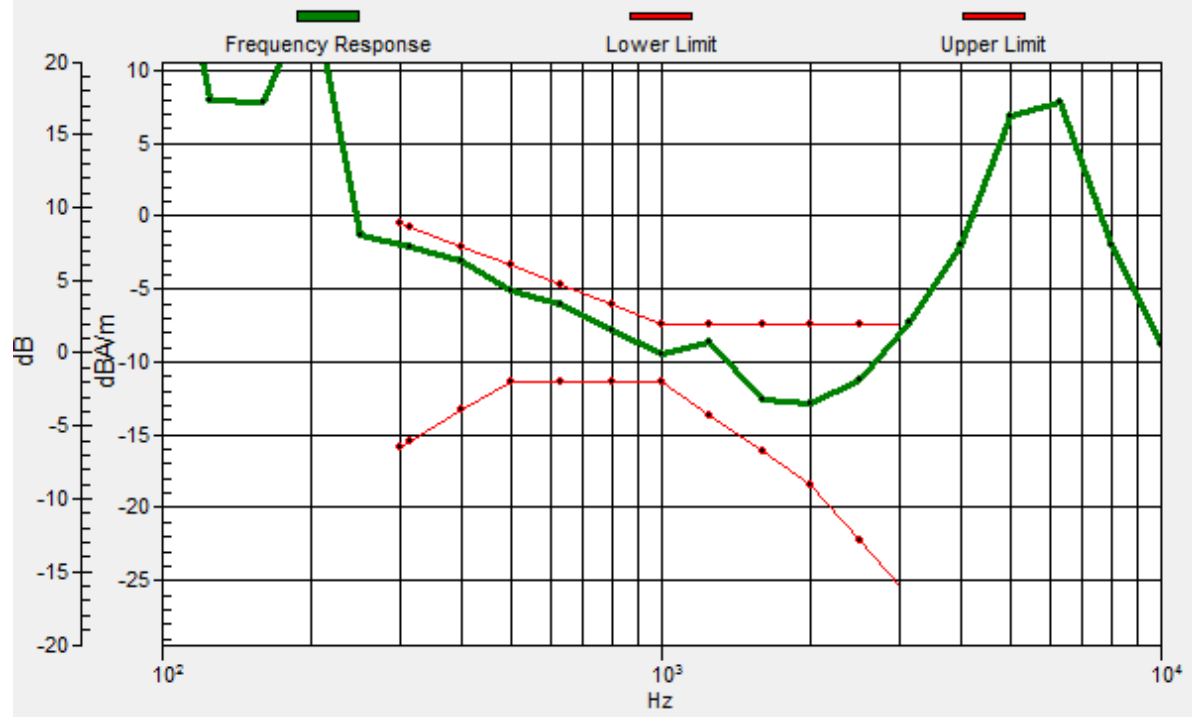
Location: 2, -3, 3.7 mm



0 dB = 34.91 = 30.86 dB

# General Scans/z (axial) wideband at best S/N/ABM Freq Resp(x,y,z,f)

Loc: 1.9, -3.2, 3.7 mm Diff: 0.82dB



## 26\_HAC\_T-Coil\_WLAN5GHz\_802.11a\_6Mbps\_Ch157\_EVS WB 23.85Kbps\_Transversal (Y)

Communication System: 802.11a ; Frequency: 5785 MHz

Medium: Air Medium parameters used:  $\sigma = 0$  S/m,  $\epsilon_r = 1$ ;  $\rho = 0$  kg/m<sup>3</sup>

Ambient Temperature : 23.2 °C

### DASY5 Configuration

- Probe: AM1DV3 - 3130; ; Calibrated: 2017/11/21

- Sensor-Surface: 0mm (Fix Surface)

- Electronics: DAE4 Sn854; Calibrated: 2017/5/2

- Phantom: HAC Test Arch with AMCC; Type: SD HAC P01 BA;

- Measurement SW: DASY52, Version 52.8 (8); SEMCAD X Version 14.6.10 (7373)


### General Scans/y (transversal) 4.2mm 50 x 50/ABM Interpolated SNR(x,y,z) (121x121x1):

Interpolated grid: dx=1.000 mm, dy=1.000 mm

ABM1/ABM2 = 28.09 dB

ABM1 comp = -15.58 dBA/m

Location: 2, 6, 3.7 mm



## 27\_HAC\_T-Coil\_GSM850\_EDGE (2 Tx slots)\_Ch189\_Axial (Z)

Communication System: GSM850 ; Frequency: 836.4 MHz

Medium: Air Medium parameters used:  $\sigma = 0$  S/m,  $\epsilon_r = 1$ ;  $\rho = 0$  kg/m<sup>3</sup>

Ambient Temperature : 23.2 °C

### DASY5 Configuration

- Probe: AM1DV3 - 3130; ; Calibrated: 2017/11/21
- Sensor-Surface: 0mm (Fix Surface)
- Electronics: DAE4 Sn854; Calibrated: 2017/5/2
- Phantom: HAC Test Arch with AMCC; Type: SD HAC P01 BA;
- Measurement SW: DASY52, Version 52.8 (8); SEMCAD X Version 14.6.10 (7373)

### General Scans/z (axial) 4.2mm 50 x 50/ABM Interpolated SNR(x,y,z) (121x121x1):

Interpolated grid: dx=1.000 mm, dy=1.000 mm

ABM1/ABM2 = 43.82 dB

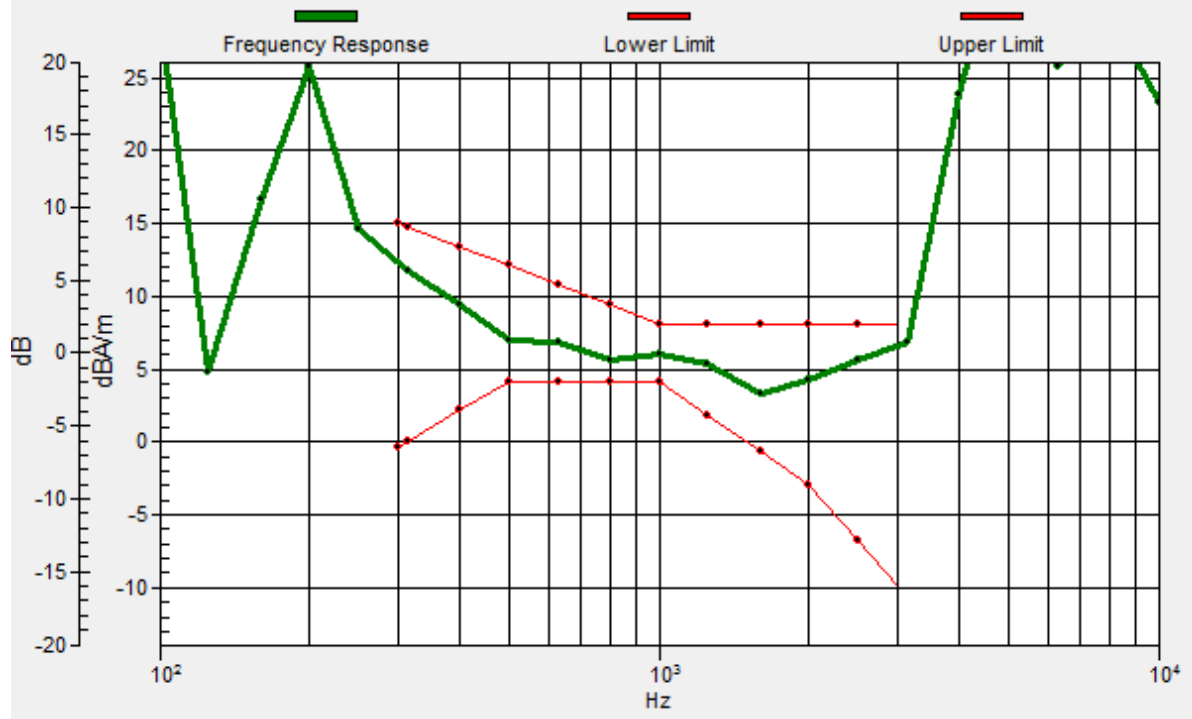
ABM1 comp = 9.90 dBA/m

Location: 1, 1, 3.7 mm



# General Scans/z (axial) wideband at best S/N/ABM Freq Resp(x,y,z,f)

Loc: 5, 5, 3.7 mm Diff: 1.52dB



## 27\_HAC\_T-Coil\_GSM850\_EDGE (2 Tx slots)\_Ch189\_Transversal (Y)

Communication System: GSM850 ; Frequency: 836.4 MHz

Medium: Air Medium parameters used:  $\sigma = 0$  S/m,  $\epsilon_r = 1$ ;  $\rho = 0$  kg/m<sup>3</sup>

Ambient Temperature : 23.2 °C

### DASY5 Configuration

- Probe: AM1DV3 - 3130; ; Calibrated: 2017/11/21
- Sensor-Surface: 0mm (Fix Surface)
- Electronics: DAE4 Sn854; Calibrated: 2017/5/2
- Phantom: HAC Test Arch with AMCC; Type: SD HAC P01 BA;
- Measurement SW: DASY52, Version 52.8 (8); SEMCAD X Version 14.6.10 (7373)

### General Scans/y (transversal) 4.2mm 50 x 50/ABM Interpolated SNR(x,y,z) (121x121x1):

Interpolated grid: dx=1.000 mm, dy=1.000 mm

ABM1/ABM2 = 43.16 dB

ABM1 comp = 4.81 dBA/m

Location: 4, 4, 3.7 mm



## 28\_HAC\_T-Coil\_GSM1900\_EDGE (2 Tx slots)\_Ch661\_Axial (Z)

Communication System: PCS ; Frequency: 1880 MHz

Medium: Air Medium parameters used:  $\sigma = 0$  S/m,  $\epsilon_r = 1$ ;  $\rho = 0$  kg/m<sup>3</sup>

Ambient Temperature : 23.2 °C

### DASY5 Configuration

- Probe: AM1DV3 - 3130; ; Calibrated: 2017/11/21

- Sensor-Surface: 0mm (Fix Surface)

- Electronics: DAE4 Sn854; Calibrated: 2017/5/2

- Phantom: HAC Test Arch with AMCC; Type: SD HAC P01 BA;

- Measurement SW: DASY52, Version 52.8 (8); SEMCAD X Version 14.6.10 (7373)


### General Scans/z (axial) 4.2mm 50 x 50/ABM Interpolated SNR(x,y,z) (121x121x1):

Interpolated grid: dx=1.000 mm, dy=1.000 mm

ABM1/ABM2 = 43.77 dB

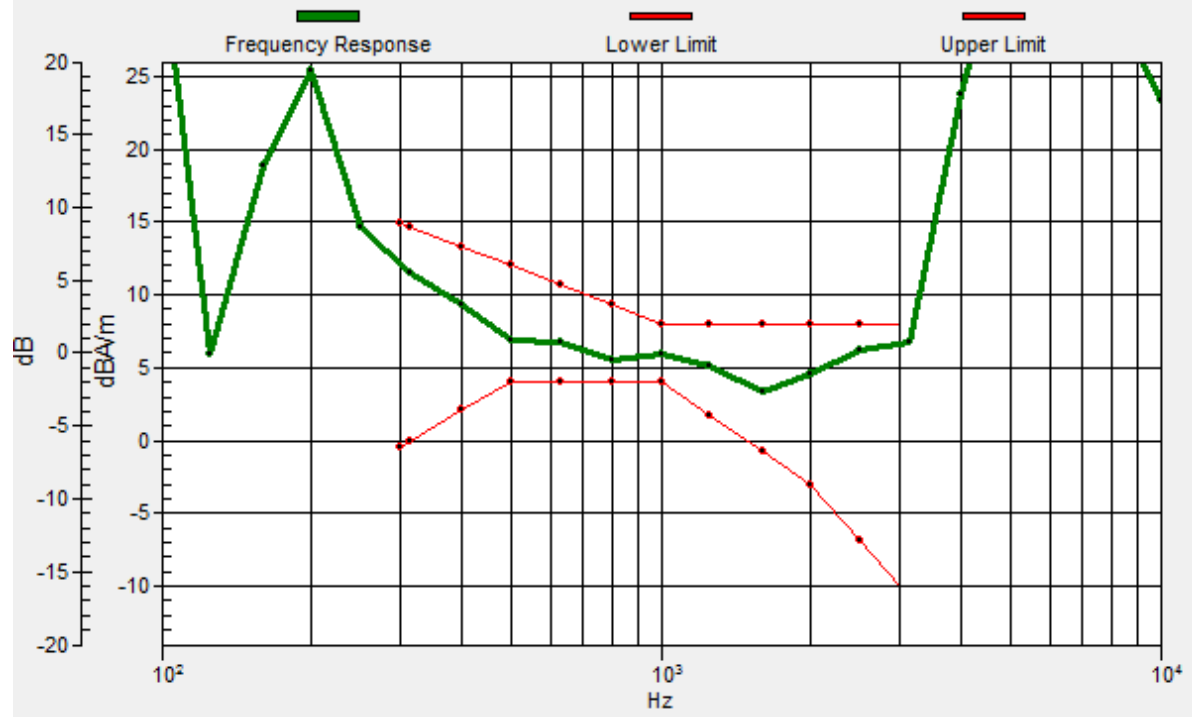
ABM1 comp = 9.85 dBA/m

Location: 1, 1, 3.7 mm



# General Scans/z (axial) wideband at best S/N/ABM Freq Resp(x,y,z,f)

Loc: 5, 5, 3.7 mm Diff: 1.34dB



## 28\_HAC\_T-Coil\_GSM1900\_EDGE (2 Tx slots)\_Ch661\_Transversal (Y)

Communication System: PCS ; Frequency: 1880 MHz

Medium: Air Medium parameters used:  $\sigma = 0$  S/m,  $\epsilon_r = 1$ ;  $\rho = 0$  kg/m<sup>3</sup>

Ambient Temperature : 23.2 °C

### DASY5 Configuration

- Probe: AM1DV3 - 3130; ; Calibrated: 2017/11/21
- Sensor-Surface: 0mm (Fix Surface)
- Electronics: DAE4 Sn854; Calibrated: 2017/5/2
- Phantom: HAC Test Arch with AMCC; Type: SD HAC P01 BA;
- Measurement SW: DASY52, Version 52.8 (8); SEMCAD X Version 14.6.10 (7373)

### General Scans/y (transversal) 4.2mm 50 x 50/ABM Interpolated SNR(x,y,z) (121x121x1):

Interpolated grid: dx=1.000 mm, dy=1.000 mm

ABM1/ABM2 = 42.83 dB

ABM1 comp = 3.12 dBA/m

Location: 3, 11, 3.7 mm



## 29\_HAC\_T-Coil\_WCDMA II\_HSPA\_Ch9400\_Axial (Z)

Communication System: WCDMA ; Frequency: 1880 MHz

Medium: Air Medium parameters used:  $\sigma = 0$  S/m,  $\epsilon_r = 1$ ;  $\rho = 0$  kg/m<sup>3</sup>

Ambient Temperature : 23.2 °C

### DASY5 Configuration

- Probe: AM1DV3 - 3130; ; Calibrated: 2017/11/21
- Sensor-Surface: 0mm (Fix Surface)
- Electronics: DAE4 Sn854; Calibrated: 2017/5/2
- Phantom: HAC Test Arch with AMCC; Type: SD HAC P01 BA;
- Measurement SW: DASY52, Version 52.8 (8); SEMCAD X Version 14.6.10 (7373)


### General Scans/z (axial) 4.2mm 50 x 50/ABM Interpolated SNR(x,y,z) (121x121x1):

Interpolated grid: dx=1.000 mm, dy=1.000 mm

ABM1/ABM2 = 43.51 dB

ABM1 comp = 9.17 dBA/m

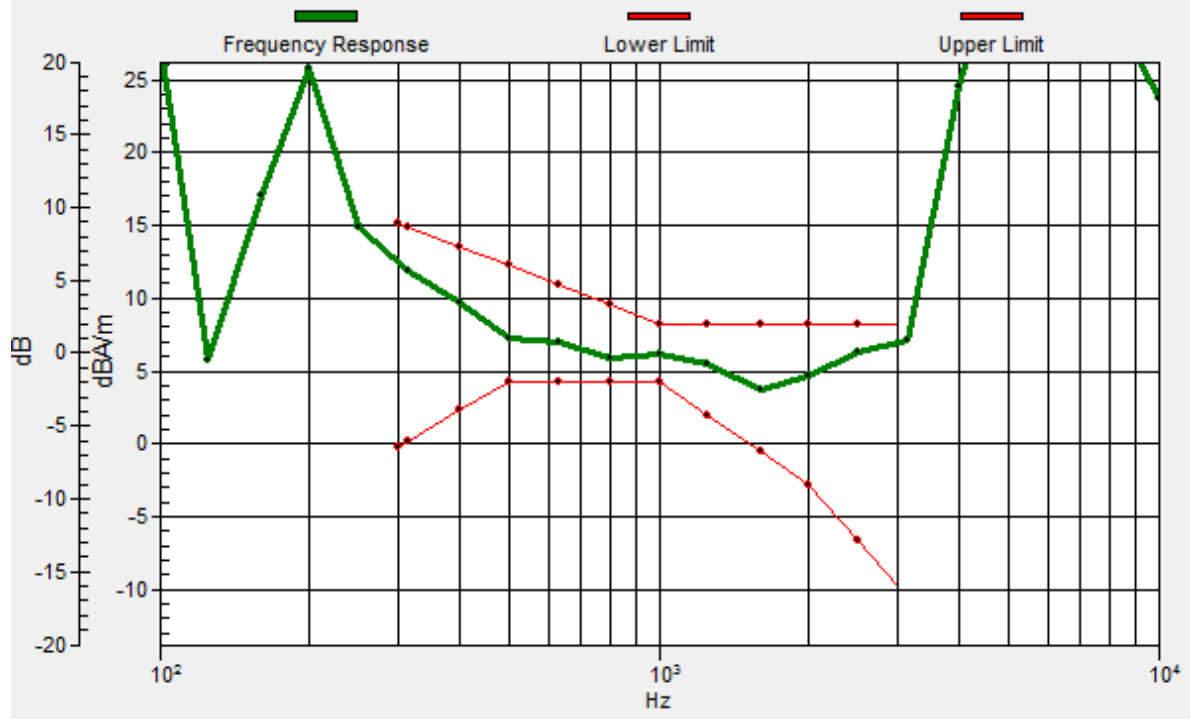
Location: 0, 1, 3.7 mm



0 dB = 149.8 = 43.51 dB

# General Scans/z (axial) wideband at best S/N/ABM Freq Resp(x,y,z,f)

Loc: 5, 5, 3.7 mm Diff: 1.27dB



## 29\_HAC\_T-Coil\_WCDMA II\_HSPA\_Ch9400\_Transversal (Y)

Communication System: WCDMA ; Frequency: 1880 MHz;Duty Cycle: 1:1

Medium: Air Medium parameters used:  $\sigma = 0$  S/m,  $\epsilon_r = 1$ ;  $\rho = 0$  kg/m<sup>3</sup>

Ambient Temperature : 23.2 °C

### DASY5 Configuration

- Probe: AM1DV3 - 3130; ; Calibrated: 2017/11/21
- Sensor-Surface: 0mm (Fix Surface)
- Electronics: DAE4 Sn854; Calibrated: 2017/5/2
- Phantom: HAC Test Arch with AMCC; Type: SD HAC P01 BA;
- Measurement SW: DASY52, Version 52.8 (8); SEMCAD X Version 14.6.10 (7373)


### General Scans/y (transversal) 4.2mm 50 x 50/ABM Interpolated SNR(x,y,z) (121x121x1):

Interpolated grid: dx=1.000 mm, dy=1.000 mm

ABM1/ABM2 = 42.93 dB

ABM1 comp = 3.80 dBA/m

Location: 4, 10, 3.7 mm



0 dB = 140.1 = 42.93 dB

### 30\_HAC\_T-Coil\_WCDMA IV\_HSPA\_Ch1413\_Axial (Z)

Communication System: WCDMA ; Frequency: 1732.6 MHz

Medium: Air Medium parameters used:  $\sigma = 0$  S/m,  $\epsilon_r = 1$ ;  $\rho = 0$  kg/m<sup>3</sup>

Ambient Temperature : 23.2 °C

#### DASY5 Configuration

- Probe: AM1DV3 - 3130; ; Calibrated: 2017/11/21
- Sensor-Surface: 0mm (Fix Surface)
- Electronics: DAE4 Sn854; Calibrated: 2017/5/2
- Phantom: HAC Test Arch with AMCC; Type: SD HAC P01 BA;
- Measurement SW: DASY52, Version 52.8 (8); SEMCAD X Version 14.6.10 (7373)


#### General Scans/z (axial) 4.2mm 50 x 50/ABM Interpolated SNR(x,y,z) (121x121x1):

Interpolated grid: dx=1.000 mm, dy=1.000 mm

ABM1/ABM2 = 43.69 dB

ABM1 comp = 10.03 dBA/m

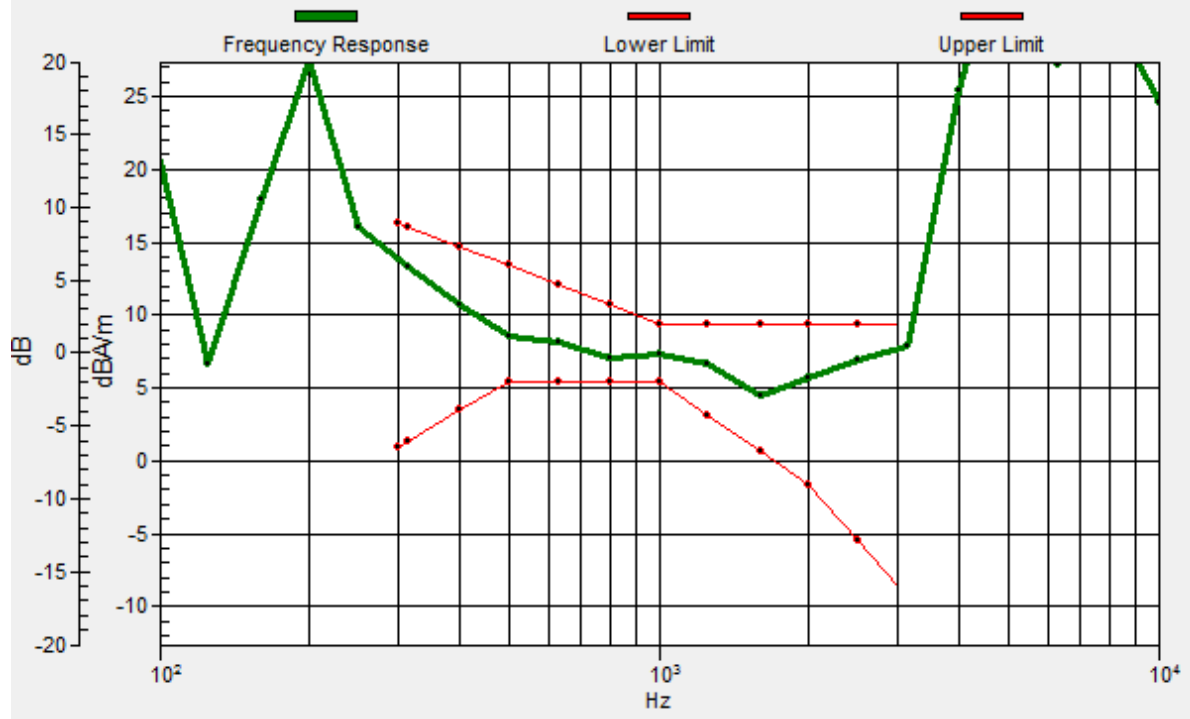
Location: 1, 0, 3.7 mm



0 dB = 153.0 = 43.69 dB

# General Scans/z (axial) wideband at best S/N/ABM Freq Resp(x,y,z,f)

Loc: 5, -5, 3.7 mm Diff: 1.7dB



### 30\_HAC\_T-Coil\_WCDMA IV\_HSPA\_Ch1413\_Transversal (Y)

Communication System: WCDMA ; Frequency: 1732.6 MHz

Medium: Air Medium parameters used:  $\sigma = 0$  S/m,  $\epsilon_r = 1$ ;  $\rho = 0$  kg/m<sup>3</sup>

Ambient Temperature : 23.2 °C

#### DASY5 Configuration

- Probe: AM1DV3 - 3130; ; Calibrated: 2017/11/21
- Sensor-Surface: 0mm (Fix Surface)
- Electronics: DAE4 Sn854; Calibrated: 2017/5/2
- Phantom: HAC Test Arch with AMCC; Type: SD HAC P01 BA;
- Measurement SW: DASY52, Version 52.8 (8); SEMCAD X Version 14.6.10 (7373)


#### General Scans/y (transversal) 4.2mm 50 x 50/ABM Interpolated SNR(x,y,z) (121x121x1):

Interpolated grid: dx=1.000 mm, dy=1.000 mm

ABM1/ABM2 = 43.26 dB

ABM1 comp = 3.50 dBA/m

Location: 3, -12, 3.7 mm



0 dB = 145.6 = 43.26 dB

### 31\_HAC\_T-Coil\_WCDMA V\_HSPA\_Ch4182\_Axial (Z)

Communication System: WCDMA ; Frequency: 836.4 MHz

Medium: Air Medium parameters used:  $\sigma = 0$  S/m,  $\epsilon_r = 1$ ;  $\rho = 0$  kg/m<sup>3</sup>

Ambient Temperature : 23.2 °C

#### DASY5 Configuration

- Probe: AM1DV3 - 3130; ; Calibrated: 2017/11/21
- Sensor-Surface: 0mm (Fix Surface)
- Electronics: DAE4 Sn854; Calibrated: 2017/5/2
- Phantom: HAC Test Arch with AMCC; Type: SD HAC P01 BA;
- Measurement SW: DASY52, Version 52.8 (8); SEMCAD X Version 14.6.10 (7373)


#### General Scans/z (axial) 4.2mm 50 x 50/ABM Interpolated SNR(x,y,z) (121x121x1):

Interpolated grid: dx=1.000 mm, dy=1.000 mm

ABM1/ABM2 = 43.83 dB

ABM1 comp = 8.93 dBA/m

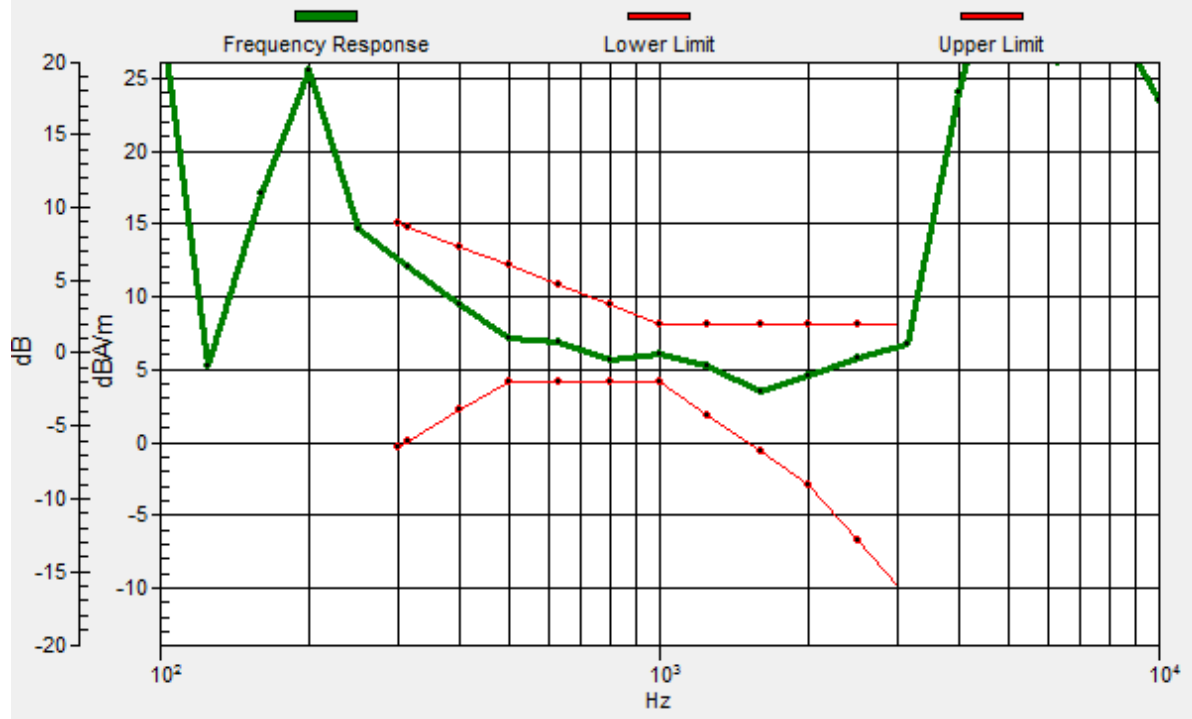
Location: -1, 0, 3.7 mm



0 dB = 155.5 = 43.83 dB

# General Scans/z (axial) wideband at best S/N/ABM Freq Resp(x,y,z,f)

Loc: 5, 5, 3.7 mm Diff: 1.5dB



### 31\_HAC\_T-Coil\_WCDMA V\_HSPA\_Ch4182\_Transversal (Y)

Communication System: WCDMA ; Frequency: 836.4 MHz

Medium: Air Medium parameters used:  $\sigma = 0$  S/m,  $\epsilon_r = 1$ ;  $\rho = 0$  kg/m<sup>3</sup>

Ambient Temperature : 23.2 °C

#### DASY5 Configuration

- Probe: AM1DV3 - 3130; ; Calibrated: 2017/11/21
- Sensor-Surface: 0mm (Fix Surface)
- Electronics: DAE4 Sn854; Calibrated: 2017/5/2
- Phantom: HAC Test Arch with AMCC; Type: SD HAC P01 BA;
- Measurement SW: DASY52, Version 52.8 (8); SEMCAD X Version 14.6.10 (7373)


#### General Scans/y (transversal) 4.2mm 50 x 50/ABM Interpolated SNR(x,y,z) (121x121x1):

Interpolated grid: dx=1.000 mm, dy=1.000 mm

ABM1/ABM2 = 42.85 dB

ABM1 comp = 2.98 dBA/m

Location: 2, -10, 3.7 mm



0 dB = 138.8 = 42.85 dB

### 32\_HAC\_T-Coil\_CDMA\_BC0\_EVDO\_Ch384\_Axial (Z)

Communication System: CDMA T-Coil ; Frequency: 836.52 MHz

Medium: Air Medium parameters used:  $\sigma = 0$  S/m,  $\epsilon_r = 1$ ;  $\rho = 0$  kg/m<sup>3</sup>

Ambient Temperature : 23.2 °C

#### DASY5 Configuration

- Probe: AM1DV3 - 3130; ; Calibrated: 2017/11/21
- Sensor-Surface: 0mm (Fix Surface)
- Electronics: DAE4 Sn854; Calibrated: 2017/5/2
- Phantom: HAC Test Arch with AMCC; Type: SD HAC P01 BA;
- Measurement SW: DASY52, Version 52.8 (8); SEMCAD X Version 14.6.10 (7373)

#### General Scans/z (axial) 4.2mm 50 x 50/ABM Interpolated SNR(x,y,z) (121x121x1):

Interpolated grid: dx=1.000 mm, dy=1.000 mm

ABM1/ABM2 = 43.54 dB

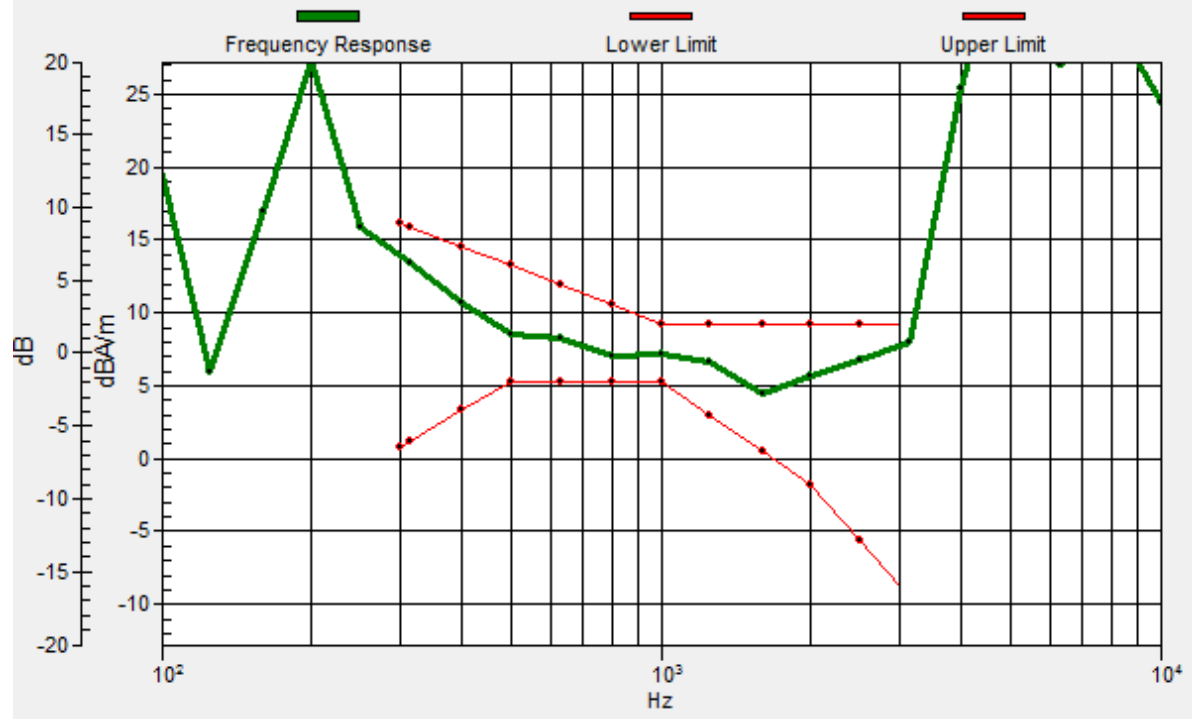
ABM1 comp = 9.14 dBA/m

Location: 0, 1, 3.7 mm



# General Scans/z (axial) wideband at best S/N/ABM Freq Resp(x,y,z,f)

Loc: 5, -5, 3.7 mm Diff: 1.48dB



### 32\_HAC\_T-Coil\_CDMA\_BC0\_EVDO\_Ch384\_Transversal (Y)

Communication System: CDMA T-Coil ; Frequency: 836.52 MHz

Medium: Air Medium parameters used:  $\sigma = 0$  S/m,  $\epsilon_r = 1$ ;  $\rho = 0$  kg/m<sup>3</sup>

Ambient Temperature : 23.2 °C

#### DASY5 Configuration

- Probe: AM1DV3 - 3130; ; Calibrated: 2017/11/21
- Sensor-Surface: 0mm (Fix Surface)
- Electronics: DAE4 Sn854; Calibrated: 2017/5/2
- Phantom: HAC Test Arch with AMCC; Type: SD HAC P01 BA;
- Measurement SW: DASY52, Version 52.8 (8); SEMCAD X Version 14.6.10 (7373)


#### General Scans/y (transversal) 4.2mm 50 x 50/ABM Interpolated SNR(x,y,z) (121x121x1):

Interpolated grid: dx=1.000 mm, dy=1.000 mm

ABM1/ABM2 = 42.83 dB

ABM1 comp = 2.30 dBA/m

Location: 1, -8, 3.7 mm



0 dB = 138.5 = 42.83 dB

### 33\_HAC\_T-Coil\_CDMA\_BC1\_EVDO\_Ch600\_Axial (Z)

Communication System: CDMA T-Coil ; Frequency: 1880 MHz

Medium: Air Medium parameters used:  $\sigma = 0$  S/m,  $\epsilon_r = 1$ ;  $\rho = 0$  kg/m<sup>3</sup>

Ambient Temperature : 23.2 °C

#### DASY5 Configuration

- Probe: AM1DV3 - 3130; ; Calibrated: 2017/11/21
- Sensor-Surface: 0mm (Fix Surface)
- Electronics: DAE4 Sn854; Calibrated: 2017/5/2
- Phantom: HAC Test Arch with AMCC; Type: SD HAC P01 BA;
- Measurement SW: DASY52, Version 52.8 (8); SEMCAD X Version 14.6.10 (7373)

#### General Scans/z (axial) 4.2mm 50 x 50/ABM Interpolated SNR(x,y,z) (121x121x1):

Interpolated grid: dx=1.000 mm, dy=1.000 mm

ABM1/ABM2 = 43.84 dB

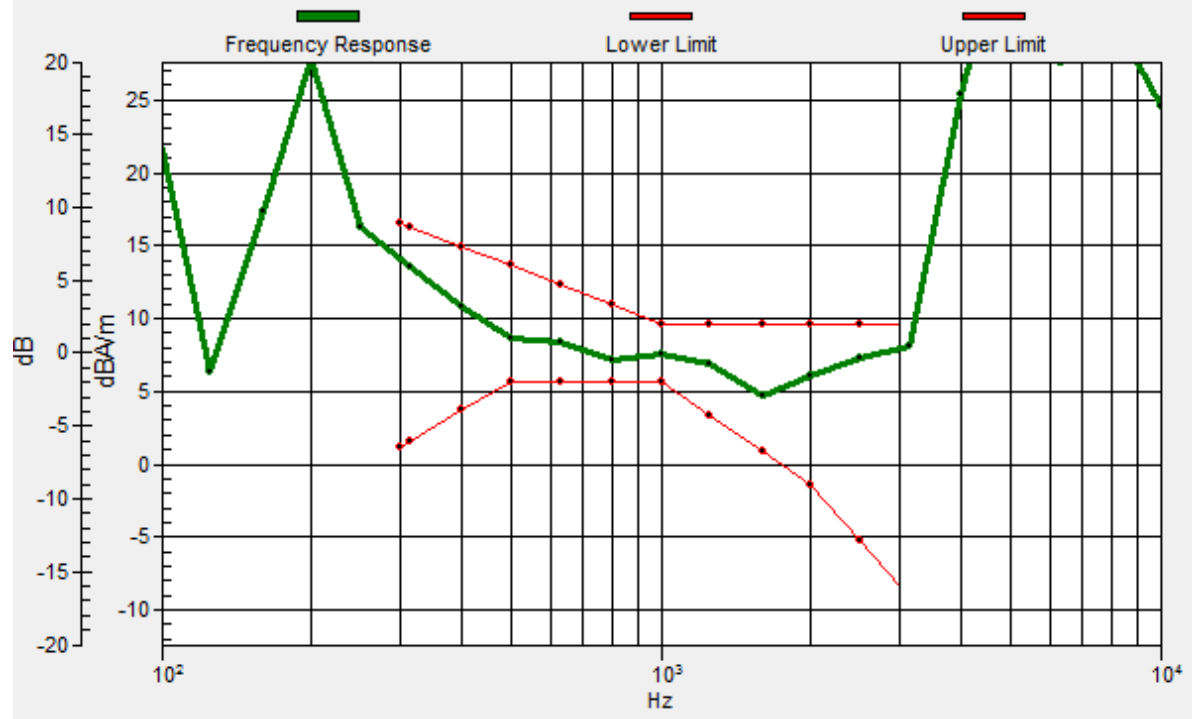
ABM1 comp = 10.75 dBA/m

Location: 2, 0, 3.7 mm



# General Scans/z (axial) wideband at best S/N/ABM Freq Resp(x,y,z,f)

Loc: 5, -5, 3.7 mm Diff: 1.46dB



### 33\_HAC\_T-Coil\_CDMA\_BC1\_EVDO\_Ch600\_Transversal (Y)

Communication System: CDMA T-Coil ; Frequency: 1880 MHz

Medium: Air Medium parameters used:  $\sigma = 0$  S/m,  $\epsilon_r = 1$ ;  $\rho = 0$  kg/m<sup>3</sup>

Ambient Temperature : 23.2 °C

#### DASY5 Configuration

- Probe: AM1DV3 - 3130; ; Calibrated: 2017/11/21
- Sensor-Surface: 0mm (Fix Surface)
- Electronics: DAE4 Sn854; Calibrated: 2017/5/2
- Phantom: HAC Test Arch with AMCC; Type: SD HAC P01 BA;
- Measurement SW: DASY52, Version 52.8 (8); SEMCAD X Version 14.6.10 (7373)

#### General Scans/y (transversal) 4.2mm 50 x 50/ABM Interpolated SNR(x,y,z) (121x121x1):

Interpolated grid: dx=1.000 mm, dy=1.000 mm

ABM1/ABM2 = 43.00 dB

ABM1 comp = 3.83 dBA/m

Location: 4, -3, 3.7 mm



### 34\_HAC\_T-Coil\_CDMA\_BC10\_EVDO\_Ch580\_Axial (Z)

Communication System: CDMA T-Coil ; Frequency: 820.5 MHz

Medium: Air Medium parameters used:  $\sigma = 0$  S/m,  $\epsilon_r = 1$ ;  $\rho = 0$  kg/m<sup>3</sup>

Ambient Temperature : 23.2 °C

#### DASY5 Configuration

- Probe: AM1DV3 - 3130; ; Calibrated: 2017/11/21
- Sensor-Surface: 0mm (Fix Surface)
- Electronics: DAE4 Sn854; Calibrated: 2017/5/2
- Phantom: HAC Test Arch with AMCC; Type: SD HAC P01 BA;
- Measurement SW: DASY52, Version 52.8 (8); SEMCAD X Version 14.6.10 (7373)


#### General Scans/z (axial) 4.2mm 50 x 50/ABM Interpolated SNR(x,y,z) (121x121x1):

Interpolated grid: dx=1.000 mm, dy=1.000 mm

ABM1/ABM2 = 44.12 dB

ABM1 comp = 9.79 dBA/m

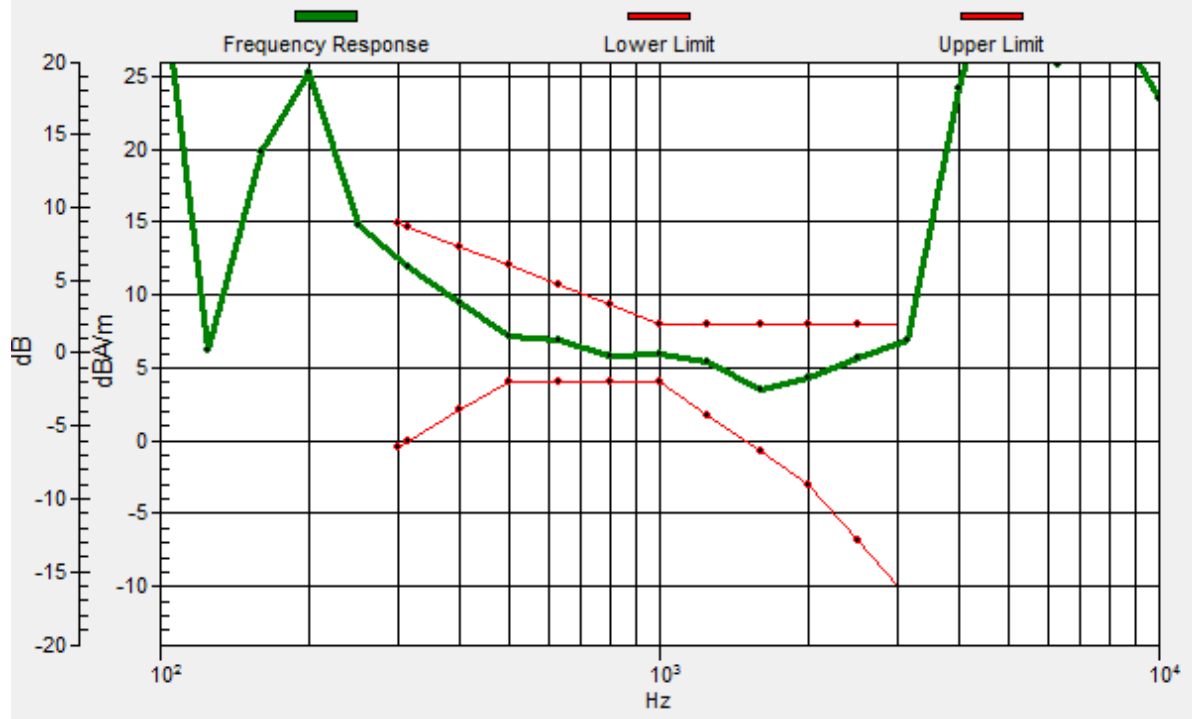
Location: 1, 2, 3.7 mm



0 dB = 160.7 = 44.12 dB

# General Scans/z (axial) wideband at best S/N/ABM Freq Resp(x,y,z,f)

Loc: 5, 5, 3.7 mm Diff: 1.37dB



### 34\_HAC\_T-Coil\_CDMA\_BC10\_EVDO\_Ch580\_Transversal (Y)

Communication System: CDMA T-Coil ; Frequency: 820.5 MHz

Medium: Air Medium parameters used:  $\sigma = 0$  S/m,  $\epsilon_r = 1$ ;  $\rho = 0$  kg/m<sup>3</sup>

Ambient Temperature : 23.2 °C

#### DASY5 Configuration

- Probe: AM1DV3 - 3130; ; Calibrated: 2017/11/21
- Sensor-Surface: 0mm (Fix Surface)
- Electronics: DAE4 Sn854; Calibrated: 2017/5/2
- Phantom: HAC Test Arch with AMCC; Type: SD HAC P01 BA;
- Measurement SW: DASY52, Version 52.8 (8); SEMCAD X Version 14.6.10 (7373)

#### General Scans/y (transversal) 4.2mm 50 x 50/ABM Interpolated SNR(x,y,z) (121x121x1):

Interpolated grid: dx=1.000 mm, dy=1.000 mm

ABM1/ABM2 = 43.52 dB

ABM1 comp = 3.77 dBA/m

Location: 4, -11, 3.7 mm



### 35\_HAC\_T-Coil\_LTE Band 17\_10M\_QPSK\_1RB\_0offset\_Ch23790\_Axial (Z)

Communication System: LTE ; Frequency: 710 MHz

Medium: Air Medium parameters used:  $\sigma = 0$  S/m,  $\epsilon_r = 1$ ;  $\rho = 0$  kg/m<sup>3</sup>

Ambient Temperature : 23.2 °C

#### DASY5 Configuration

- Probe: AM1DV3 - 3130; ; Calibrated: 2017/11/21
- Sensor-Surface: 0mm (Fix Surface)
- Electronics: DAE4 Sn854; Calibrated: 2017/5/2
- Phantom: HAC Test Arch with AMCC; Type: SD HAC P01 BA;
- Measurement SW: DASY52, Version 52.8 (8); SEMCAD X Version 14.6.10 (7373)


#### General Scans/z (axial) 4.2mm 50 x 50/ABM Interpolated SNR(x,y,z) (121x121x1):

Interpolated grid: dx=1.000 mm, dy=1.000 mm

ABM1/ABM2 = 43.86 dB

ABM1 comp = 10.65 dBA/m

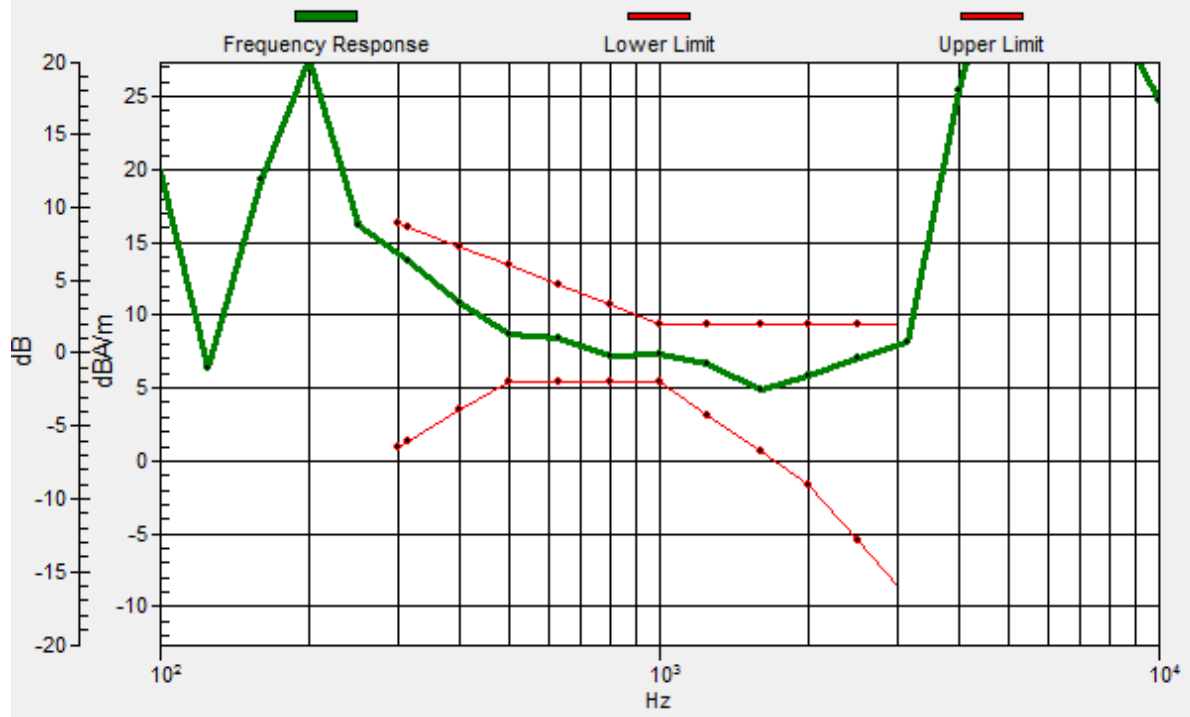
Location: 1, -1, 3.7 mm



0 dB = 156.0 = 43.86 dB

# General Scans/z (axial) wideband at best S/N/ABM Freq Resp(x,y,z,f)

Loc: 5, -5, 3.7 mm Diff: 1.53dB



### 35\_HAC\_T-Coil\_LTE Band 17\_10M\_QPSK\_1RB\_0offset\_Ch23790\_Transversal (Y)

Communication System: LTE ; Frequency: 710 MHz

Medium: Air Medium parameters used:  $\sigma = 0$  S/m,  $\epsilon_r = 1$ ;  $\rho = 0$  kg/m<sup>3</sup>

Ambient Temperature : 23.2 °C

#### DASY5 Configuration

- Probe: AM1DV3 - 3130; ; Calibrated: 2017/11/21
- Sensor-Surface: 0mm (Fix Surface)
- Electronics: DAE4 Sn854; Calibrated: 2017/5/2
- Phantom: HAC Test Arch with AMCC; Type: SD HAC P01 BA;
- Measurement SW: DASY52, Version 52.8 (8); SEMCAD X Version 14.6.10 (7373)


#### General Scans/y (transversal) 4.2mm 50 x 50/ABM Interpolated SNR(x,y,z) (121x121x1):

Interpolated grid: dx=1.000 mm, dy=1.000 mm

ABM1/ABM2 = 43.22 dB

ABM1 comp = 1.90 dBA/m

Location: 0, 12, 3.7 mm



### 36\_HAC\_T-Coil\_LTE Band 41\_20M\_QPSK\_1RB\_0offset\_Ch40620\_Axial (Z)

Communication System: LTE ; Frequency: 2593 MHz

Medium: Air Medium parameters used:  $\sigma = 0$  S/m,  $\epsilon_r = 1$ ;  $\rho = 0$  kg/m<sup>3</sup>

Ambient Temperature : 23.2 °C

#### DASY5 Configuration

- Probe: AM1DV3 - 3130; ; Calibrated: 2017/11/21
- Sensor-Surface: 0mm (Fix Surface)
- Electronics: DAE4 Sn854; Calibrated: 2017/5/2
- Phantom: HAC Test Arch with AMCC; Type: SD HAC P01 BA;
- Measurement SW: DASY52, Version 52.8 (8); SEMCAD X Version 14.6.10 (7373)


#### General Scans/z (axial) 4.2mm 50 x 50/ABM Interpolated SNR(x,y,z) (121x121x1):

Interpolated grid: dx=1.000 mm, dy=1.000 mm

ABM1/ABM2 = 50.14 dB

ABM1 comp = 10.49 dBA/m

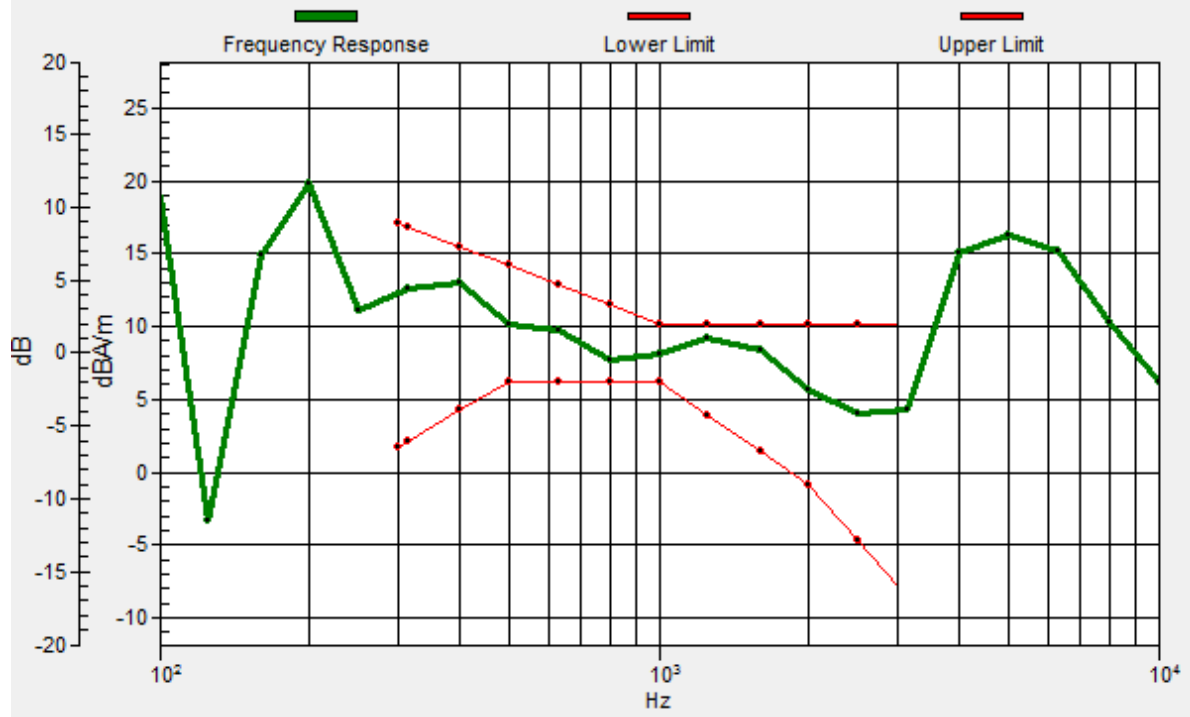
Location: 4, -3, 3.7 mm



0 dB = 321.4 = 50.14 dB

# General Scans/z (axial) wideband at best S/N/ABM Freq Resp(x,y,z,f)

Loc: 3.4, -2.9, 3.7 mm Diff: 1.02dB



### 36\_HAC\_T-Coil\_LTE Band 41\_20M\_QPSK\_1RB\_0offset\_Ch40620\_Transversal (Y)

Communication System: LTE ; Frequency: 2593 MHz

Medium: Air Medium parameters used:  $\sigma = 0$  S/m,  $\epsilon_r = 1$ ;  $\rho = 0$  kg/m<sup>3</sup>

Ambient Temperature : 23.2 °C

#### DASY5 Configuration

- Probe: AM1DV3 - 3130; ; Calibrated: 2017/11/21
- Sensor-Surface: 0mm (Fix Surface)
- Electronics: DAE4 Sn854; Calibrated: 2017/5/2
- Phantom: HAC Test Arch with AMCC; Type: SD HAC P01 BA;
- Measurement SW: DASY52, Version 52.8 (8); SEMCAD X Version 14.6.10 (7373)


#### General Scans/y (transversal) 4.2mm 50 x 50/ABM Interpolated SNR(x,y,z) (121x121x1):

Interpolated grid: dx=1.000 mm, dy=1.000 mm

ABM1/ABM2 = 47.79 dB

ABM1 comp = 1.80 dBA/m

Location: 4, -4, 3.7 mm



0 dB = 245.3 = 47.79 dB

### 37\_HAC\_T-Coil\_WLAN2.4GHz\_802.11b 1Mbps\_Ch6\_Axial (Z)

Communication System: 802.11b ; Frequency: 2437 MHz

Medium: Air Medium parameters used:  $\sigma = 0$  S/m,  $\epsilon_r = 1$ ;  $\rho = 0$  kg/m<sup>3</sup>

Ambient Temperature : 23.2 °C

#### DASY5 Configuration

- Probe: AM1DV3 - 3130; ; Calibrated: 2017/11/21
- Sensor-Surface: 0mm (Fix Surface)
- Electronics: DAE4 Sn854; Calibrated: 2017/5/2
- Phantom: HAC Test Arch with AMCC; Type: SD HAC P01 BA;
- Measurement SW: DASY52, Version 52.8 (8); SEMCAD X Version 14.6.10 (7373)


#### General Scans/z (axial) 4.2mm 50 x 50/ABM Interpolated SNR(x,y,z) (121x121x1):

Interpolated grid: dx=1.000 mm, dy=1.000 mm

ABM1/ABM2 = 43.76 dB

ABM1 comp = 5.22 dBA/m

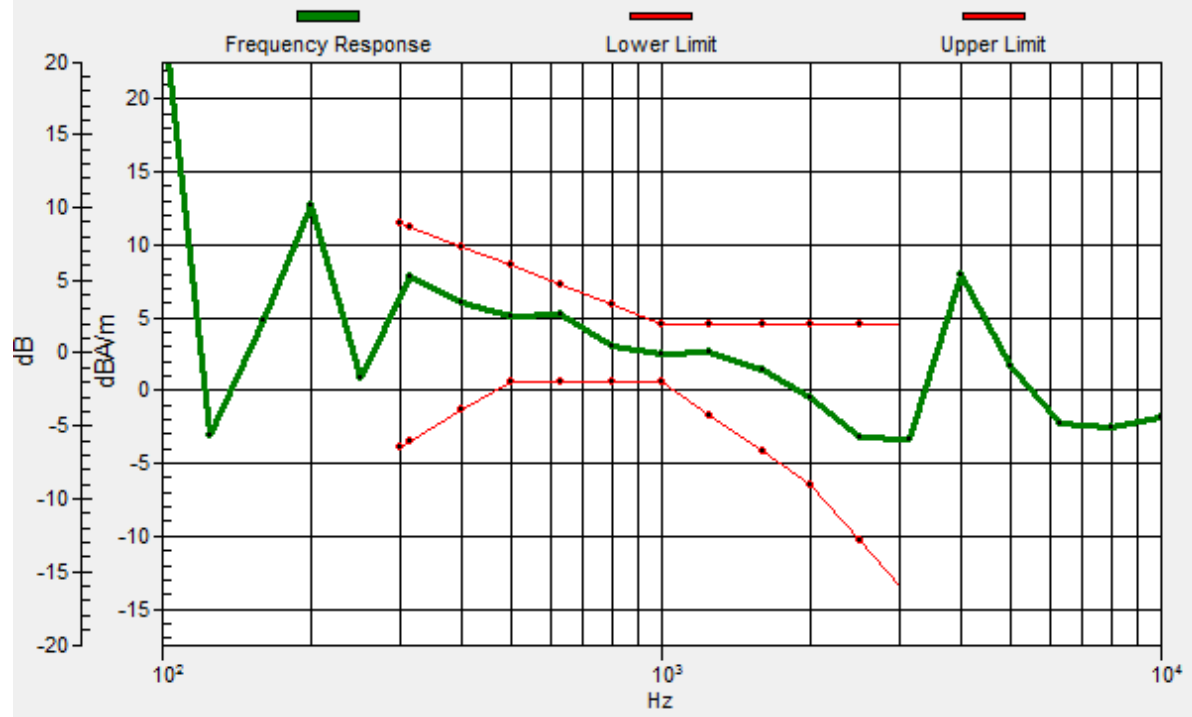
Location: -3, 0, 3.7 mm



0 dB = 154.2 = 43.76 dB

# General Scans/z (axial) wideband at best S/N/ABM Freq Resp(x,y,z,f)

Loc: -2.9, -0.2, 3.7 mm Diff: 1.9dB



### 37\_HAC\_T-Coil\_WLAN2.4GHz\_802.11b 1Mbps\_Ch6\_Transversal (Y)

Communication System: 802.11b ; Frequency: 2437 MHz

Medium: Air Medium parameters used:  $\sigma = 0$  S/m,  $\epsilon_r = 1$ ;  $\rho = 0$  kg/m<sup>3</sup>

Ambient Temperature : 23.2 °C

#### DASY5 Configuration

- Probe: AM1DV3 - 3130; ; Calibrated: 2017/11/21
- Sensor-Surface: 0mm (Fix Surface)
- Electronics: DAE4 Sn854; Calibrated: 2017/5/2
- Phantom: HAC Test Arch with AMCC; Type: SD HAC P01 BA;
- Measurement SW: DASY52, Version 52.8 (8); SEMCAD X Version 14.6.10 (7373)


#### General Scans/y (transversal) 4.2mm 50 x 50/ABM Interpolated SNR(x,y,z) (121x121x1):

Interpolated grid: dx=1.000 mm, dy=1.000 mm

ABM1/ABM2 = 44.21 dB

ABM1 comp = -2.32 dBA/m

Location: -3, -5, 3.7 mm



0 dB = 162.4 = 44.21 dB

### 38\_HAC\_T-Coil\_WLAN5GHz\_802.11a\_6Mbps\_Ch157\_Axial (Z)

Communication System: 802.11a ; Frequency: 5785 MHz

Medium: Air Medium parameters used:  $\sigma = 0$  S/m,  $\epsilon_r = 1$ ;  $\rho = 0$  kg/m<sup>3</sup>

Ambient Temperature : 23.2 °C

#### DASY5 Configuration

- Probe: AM1DV3 - 3130; ; Calibrated: 2017/11/21
- Sensor-Surface: 0mm (Fix Surface)
- Electronics: DAE4 Sn854; Calibrated: 2017/5/2
- Phantom: HAC Test Arch with AMCC; Type: SD HAC P01 BA;
- Measurement SW: DASY52, Version 52.8 (8); SEMCAD X Version 14.6.10 (7373)


#### General Scans/z (axial) 4.2mm 50 x 50/ABM Interpolated SNR(x,y,z) (121x121x1):

Interpolated grid: dx=1.000 mm, dy=1.000 mm

ABM1/ABM2 = 50.13 dB

ABM1 comp = 9.30 dBA/m

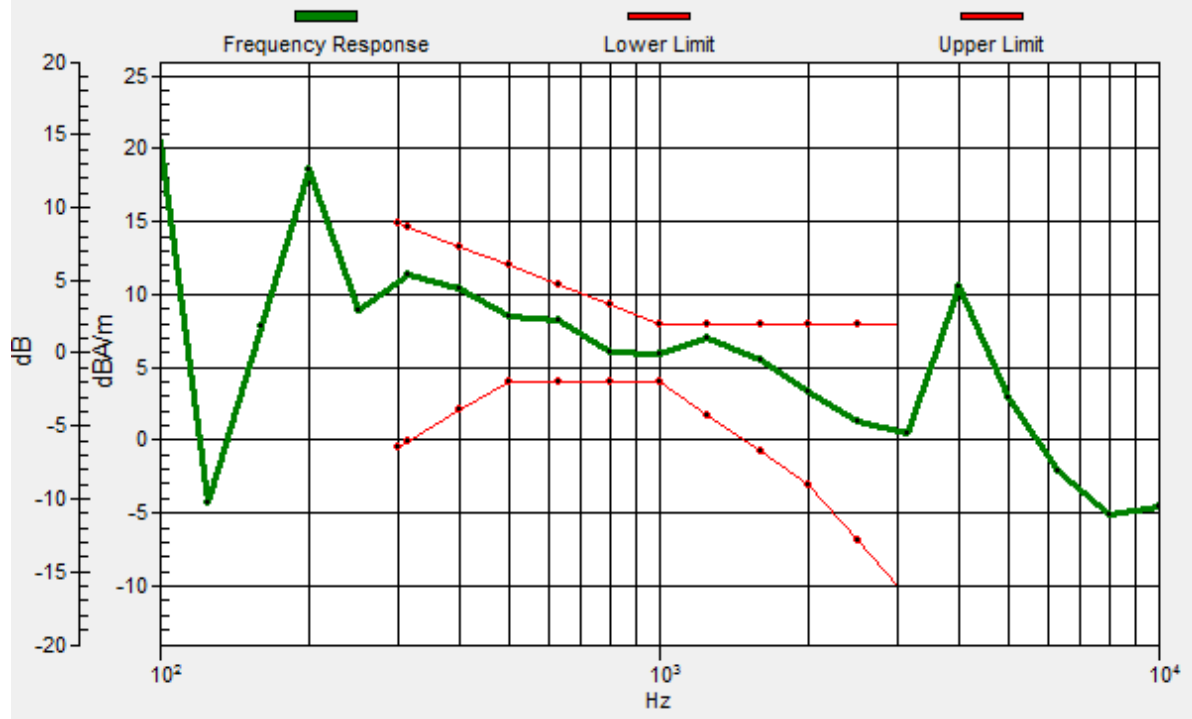
Location: 3, -1, 3.7 mm



0 dB = 321.2 = 50.14 dB

# General Scans/z (axial) wideband at best S/N/ABM Freq Resp(x,y,z,f)

Loc: 3.5, -1.2, 3.7 mm Diff: 0.92dB



### 38\_HAC\_T-Coil\_WLAN5GHz\_802.11a\_6Mbps\_Ch157\_Transversal (Y)

Communication System: 802.11a ; Frequency: 5785 MHz

Medium: Air Medium parameters used:  $\sigma = 0$  S/m,  $\epsilon_r = 1$ ;  $\rho = 0$  kg/m<sup>3</sup>

Ambient Temperature : 23.2 °C

#### DASY5 Configuration

- Probe: AM1DV3 - 3130; ; Calibrated: 2017/11/21
- Sensor-Surface: 0mm (Fix Surface)
- Electronics: DAE4 Sn854; Calibrated: 2017/5/2
- Phantom: HAC Test Arch with AMCC; Type: SD HAC P01 BA;
- Measurement SW: DASY52, Version 52.8 (8); SEMCAD X Version 14.6.10 (7373)


#### General Scans/y (transversal) 4.2mm 50 x 50/ABM Interpolated SNR(x,y,z) (121x121x1):

Interpolated grid: dx=1.000 mm, dy=1.000 mm

ABM1/ABM2 = 46.02 dB

ABM1 comp = 0.54 dBA/m

Location: 2, 13, 3.7 mm



0 dB = 200.0 = 46.02 dB