

Appendix D. Setup Photographs

<Conducted Emission>


Mode 1




<Radiated Emission>

Y Plane for 802.11a/n HT20

LF




HF



Y Plane for 802.11n HT40

LF



HF

