

#01_HAC_E_GSM850_GSM Voice_Ch128

Communication System: GSM-FDD (TDMA, GMSK); Frequency: 824.2 MHz; Duty Cycle: 1:8.3

Medium: Air Medium parameters used: $\sigma = 0$ S/m, $\epsilon_r = 1$; $\rho = 0$ kg/m³

Ambient Temperature : 23.4 °C

DASY5 Configuration

- Probe: ER3DV6 - SN2480; ConvF(1, 1, 1); Calibrated: 2017/12/15;
- Sensor-Surface: (Fix Surface)
- Electronics: DAE4 Sn778; Calibrated: 2017/5/22
- Phantom: HAC Test Arch with AMCC; Type: SD HAC P01 BA;
- Measurement SW: DASY52, Version 52.8 (8); SEMCAD X Version 14.6.10 (7373)

E Scan - ER3D: 15 mm from Probe Center to the Device/Hearing Aid Compatibility Test

(101x101x1): Interpolated grid: dx=0.5000 mm, dy=0.5000 mm

Device Reference Point: 0, 0, -6.3 mm

Reference Value = 108.0 V/m; Power Drift = -0.01 dB

Applied MIF = 3.63 dB

RF audio interference level = 42.36 dBV/m

Emission category: M3

MIF scaled E-field


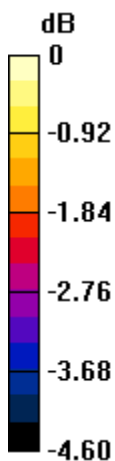
Grid 1 M3 41.29 dBV/m	Grid 2 M3 42.2 dBV/m	Grid 3 M3 42.01 dBV/m
Grid 4 M3 41.36 dBV/m	Grid 5 M3 42.36 dBV/m	Grid 6 M3 42.19 dBV/m
Grid 7 M3 41.12 dBV/m	Grid 8 M3 42.18 dBV/m	Grid 9 M3 42.09 dBV/m

Cursor:

Total = 42.36 dBV/m

E Category: M3

Location: -4, -1, 8.7 mm



0 dB = 131.2 V/m = 42.36 dBV/m

#02_HAC_E_GSM850_GSM Voice_Ch189

Communication System: GSM-FDD (TDMA, GMSK); Frequency: 836.4 MHz; Duty Cycle: 1:8.3

Medium: Air Medium parameters used: $\sigma = 0$ S/m, $\epsilon_r = 1$; $\rho = 0$ kg/m³

Ambient Temperature : 23.4 °C

DASY5 Configuration

- Probe: ER3DV6 - SN2480; ConvF(1, 1, 1); Calibrated: 2017/12/15;
- Sensor-Surface: (Fix Surface)
- Electronics: DAE4 Sn778; Calibrated: 2017/5/22
- Phantom: HAC Test Arch with AMCC; Type: SD HAC P01 BA;
- Measurement SW: DASY52, Version 52.8 (8); SEMCAD X Version 14.6.10 (7373)

E Scan - ER3D: 15 mm from Probe Center to the Device/Hearing Aid Compatibility Test

(101x101x1): Interpolated grid: dx=0.5000 mm, dy=0.5000 mm

Device Reference Point: 0, 0, -6.3 mm

Reference Value = 101.1 V/m; Power Drift = -0.03 dB

Applied MIF = 3.63 dB

RF audio interference level = 41.77 dBV/m

Emission category: M3

MIF scaled E-field


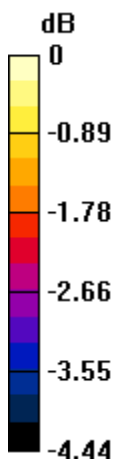
Grid 1 M3 40.75 dBV/m	Grid 2 M3 41.6 dBV/m	Grid 3 M3 41.47 dBV/m
Grid 4 M3 40.79 dBV/m	Grid 5 M3 41.77 dBV/m	Grid 6 M3 41.65 dBV/m
Grid 7 M3 40.58 dBV/m	Grid 8 M3 41.62 dBV/m	Grid 9 M3 41.53 dBV/m

Cursor:

Total = 41.77 dBV/m

E Category: M3

Location: -4.5, -0.5, 8.7 mm



0 dB = 122.6 V/m = 41.77 dBV/m

#01_HAC_E_GSM850_GSM Voice_Ch251

Communication System: GSM-FDD (TDMA, GMSK); Frequency: 848.8 MHz; Duty Cycle: 1:8.3

Medium: Air Medium parameters used: $\sigma = 0$ S/m, $\epsilon_r = 1$; $\rho = 0$ kg/m³

Ambient Temperature : 23.4 °C

DASY5 Configuration

- Probe: ER3DV6 - SN2480; ConvF(1, 1, 1); Calibrated: 2017/12/15;
- Sensor-Surface: (Fix Surface)
- Electronics: DAE4 Sn778; Calibrated: 2017/5/22
- Phantom: HAC Test Arch with AMCC; Type: SD HAC P01 BA;
- Measurement SW: DASY52, Version 52.8 (8); SEMCAD X Version 14.6.10 (7373)

E Scan - ER3D: 15 mm from Probe Center to the Device/Hearing Aid Compatibility Test

(101x101x1): Interpolated grid: dx=0.5000 mm, dy=0.5000 mm

Device Reference Point: 0, 0, -6.3 mm

Reference Value = 71.20 V/m; Power Drift = -0.07 dB

Applied MIF = 3.63 dB

RF audio interference level = 41.94 dBV/m

Emission category: M3

MIF scaled E-field


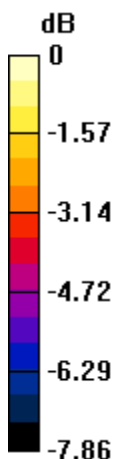
Grid 1 M4 38.66 dBV/m	Grid 2 M3 41.9 dBV/m	Grid 3 M3 41.94 dBV/m
Grid 4 M4 37.53 dBV/m	Grid 5 M3 40.6 dBV/m	Grid 6 M3 40.76 dBV/m
Grid 7 M4 36.91 dBV/m	Grid 8 M4 38.83 dBV/m	Grid 9 M4 38.84 dBV/m

Cursor:

Total = 41.94 dBV/m

E Category: M3

Location: -10, -25, 8.7 mm



0 dB = 125.0 V/m = 41.94 dBV/m

#04_HAC_E_GSM1900_GSM Voice_Ch512

Communication System: GSM-FDD (TDMA, GMSK); Frequency: 1850.2 MHz; Duty Cycle: 1:8.3

Medium: Air Medium parameters used: $\sigma = 0$ S/m, $\epsilon_r = 1$; $\rho = 0$ kg/m³

Ambient Temperature : 23.4 °C

DASY5 Configuration

- Probe: ER3DV6 - SN2480; ConvF(1, 1, 1); Calibrated: 2017/12/15;
- Sensor-Surface: (Fix Surface)
- Electronics: DAE4 Sn778; Calibrated: 2017/5/22
- Phantom: HAC Test Arch with AMCC; Type: SD HAC P01 BA;
- Measurement SW: DASY52, Version 52.8 (8); SEMCAD X Version 14.6.10 (7373)

E Scan - ER3D: 15 mm from Probe Center to the Device/Hearing Aid Compatibility Test

(101x101x1): Interpolated grid: dx=0.5000 mm, dy=0.5000 mm

Device Reference Point: 0, 0, -6.3 mm

Reference Value = 28.22 V/m; Power Drift = -0.06 dB

Applied MIF = 3.63 dB

RF audio interference level = 32.97 dBV/m

Emission category: M3

MIF scaled E-field


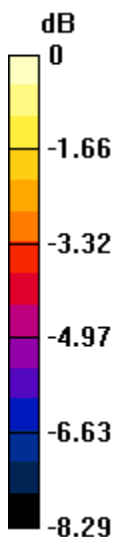
Grid 1 M4 29.62 dBV/m	Grid 2 M3 32.95 dBV/m	Grid 3 M3 32.97 dBV/m
Grid 4 M4 28.22 dBV/m	Grid 5 M3 32.65 dBV/m	Grid 6 M3 32.74 dBV/m
Grid 7 M4 28.7 dBV/m	Grid 8 M3 30.71 dBV/m	Grid 9 M3 30.89 dBV/m

Cursor:

Total = 32.97 dBV/m

E Category: M3

Location: -10, -19, 8.7 mm



0 dB = 44.52 V/m = 32.97 dBV/m

#02_HAC_E_GSM1900_GSM Voice_Ch661

Communication System: GSM-FDD (TDMA, GMSK); Frequency: 1880 MHz; Duty Cycle: 1:8.3

Medium: Air Medium parameters used: $\sigma = 0$ S/m, $\epsilon_r = 1$; $\rho = 0$ kg/m³

Ambient Temperature : 23.4 °C

DASY5 Configuration

- Probe: ER3DV6 - SN2480; ConvF(1, 1, 1); Calibrated: 2017/12/15;
- Sensor-Surface: (Fix Surface)
- Electronics: DAE4 Sn778; Calibrated: 2017/5/22
- Phantom: HAC Test Arch with AMCC; Type: SD HAC P01 BA;
- Measurement SW: DASY52, Version 52.8 (8); SEMCAD X Version 14.6.10 (7373)

E Scan - ER3D: 15 mm from Probe Center to the Device/Hearing Aid Compatibility Test

(101x101x1): Interpolated grid: dx=0.5000 mm, dy=0.5000 mm

Device Reference Point: 0, 0, -6.3 mm

Reference Value = 30.52 V/m; Power Drift = 0.01 dB

Applied MIF = 3.63 dB

RF audio interference level = 32.62 dBV/m

Emission category: M3

MIF scaled E-field


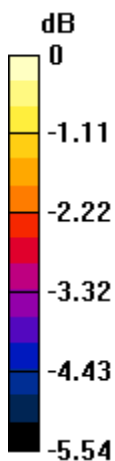
Grid 1 M4 29.53 dBV/m	Grid 2 M3 32.13 dBV/m	Grid 3 M3 32.17 dBV/m
Grid 4 M4 29.08 dBV/m	Grid 5 M3 32.58 dBV/m	Grid 6 M3 32.62 dBV/m
Grid 7 M4 28.93 dBV/m	Grid 8 M3 32.55 dBV/m	Grid 9 M3 32.58 dBV/m

Cursor:

Total = 32.62 dBV/m

E Category: M3

Location: -10, 1.5, 8.7 mm



0 dB = 42.74 V/m = 32.62 dBV/m

#06_HAC_E_GSM1900_GSM Voice_Ch810

Communication System: GSM-FDD (TDMA, GMSK); Frequency: 1909.8 MHz; Duty Cycle: 1:8.3

Medium: Air Medium parameters used: $\sigma = 0$ S/m, $\epsilon_r = 1$; $\rho = 0$ kg/m³

Ambient Temperature : 23.3 °C

DASY5 Configuration

- Probe: ER3DV6 - SN2480; ConvF(1, 1, 1); Calibrated: 2017/12/15;
- Sensor-Surface: (Fix Surface)
- Electronics: DAE4 Sn778; Calibrated: 2017/5/22
- Phantom: HAC Test Arch with AMCC; Type: SD HAC P01 BA;
- Measurement SW: DASY52, Version 52.8 (8); SEMCAD X Version 14.6.10 (7373)

E Scan - ER3D: 15 mm from Probe Center to the Device/Hearing Aid Compatibility Test

(101x101x1): Interpolated grid: dx=0.5000 mm, dy=0.5000 mm

Device Reference Point: 0, 0, -6.3 mm

Reference Value = 34.34 V/m; Power Drift = -0.06 dB

Applied MIF = 3.63 dB

RF audio interference level = 34.20 dBV/m

Emission category: M3

MIF scaled E-field


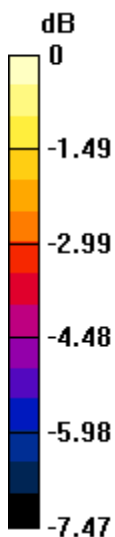
Grid 1 M3 31.17 dBV/m	Grid 2 M3 34.09 dBV/m	Grid 3 M3 34.19 dBV/m
Grid 4 M4 29.59 dBV/m	Grid 5 M3 34.1 dBV/m	Grid 6 M3 34.2 dBV/m
Grid 7 M3 30.46 dBV/m	Grid 8 M3 33.03 dBV/m	Grid 9 M3 33.19 dBV/m

Cursor:

Total = 34.20 dBV/m

E Category: M3

Location: -11, -6.5, 8.7 mm



0 dB = 51.31 V/m = 34.20 dBV/m