

## HAC\_E\_Dipole\_835\_180113

### DUT: HAC-Dipole 835 MHz

Communication System: CW; Frequency: 835 MHz; Duty Cycle: 1:1

Medium: Air Medium parameters used:  $\sigma = 0$  S/m,  $\epsilon_r = 1$ ;  $\rho = 0$  kg/m<sup>3</sup>

Ambient Temperature : 23.4 °C

#### DASY5 Configuration

- Probe: ER3DV6 - SN2480; ConvF(1, 1, 1); Calibrated: 2017/12/15;
- Sensor-Surface: (Fix Surface)
- Electronics: DAE4 Sn778; Calibrated: 2017/5/22
- Phantom: HAC Test Arch with AMCC; Type: SD HAC P01 BA;
- Measurement SW: DASY52, Version 52.8 (8); SEMCAD X Version 14.6.10 (7373)

### E Scan - measurement distance from the probe sensor center to CD835 = 10mm & 15mm/Hearing Aid Compatibility Test at 15mm distance (41x361x1): Interpolated grid:

dx=0.5000 mm, dy=0.5000 mm

Device Reference Point: 0, 0, -6.3 mm

Reference Value = 129.1 V/m; Power Drift = 0.01 dB

PMR not calibrated. PMF = 1.000 is applied.

E-field emissions = 113.4 V/m

Average value of Total=(113.4+112.4) / 2 = 112.9 V/m

#### PMF scaled E-field

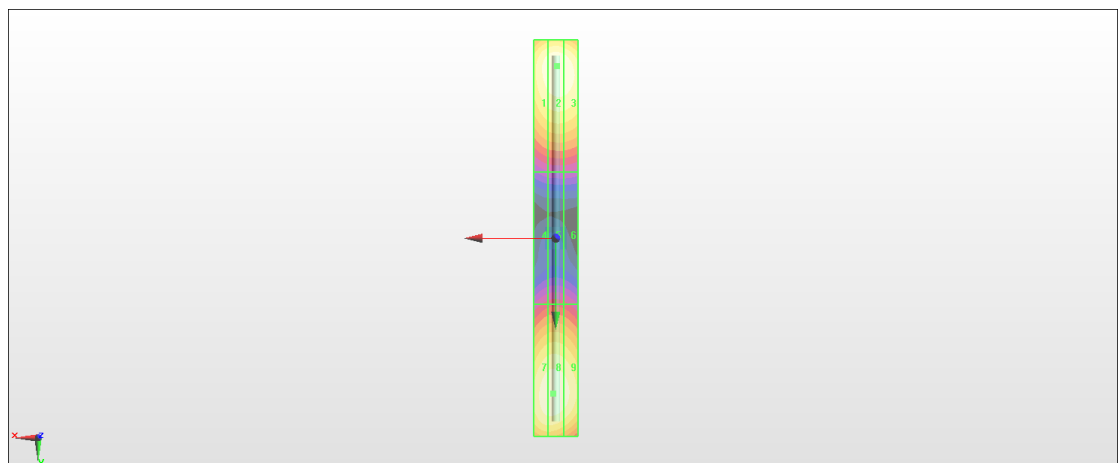
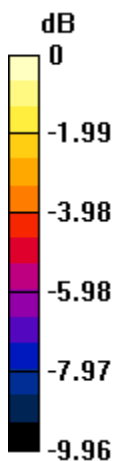
Grid 1 M4 <b>110.4 V/m</b>	Grid 2 M4 <b>113.4 V/m</b>	Grid 3 M4 <b>112.3 V/m</b>
Grid 4 M4 <b>64.29 V/m</b>	Grid 5 M4 <b>65.23 V/m</b>	Grid 6 M4 <b>64.06 V/m</b>
Grid 7 M4 <b>111.6 V/m</b>	Grid 8 M4 <b>112.4 V/m</b>	Grid 9 M4 <b>109.7 V/m</b>

#### Cursor:

Total = 113.4 V/m

E Category: M4

Location: -0.5, -78, 9.7 mm



0 dB = 113.4 V/m = 41.09 dBV/m

## HAC\_E\_Dipole\_1880\_180113

### DUT: HAC Dipole 1880 MHz

Communication System: CW; Frequency: 1880 MHz; Duty Cycle: 1:1

Medium: Air Medium parameters used:  $\sigma = 0$  S/m,  $\epsilon_r = 1$ ;  $\rho = 0$  kg/m<sup>3</sup>

Ambient Temperature : 23.4 °C

#### DASY5 Configuration

- Probe: ER3DV6 - SN2480; ConvF(1, 1, 1); Calibrated: 2017/12/15;
- Sensor-Surface: (Fix Surface)
- Electronics: DAE4 Sn778; Calibrated: 2017/5/22
- Phantom: HAC Test Arch with AMCC; Type: SD HAC P01 BA;
- Measurement SW: DASY52, Version 52.8 (8); SEMCAD X Version 14.6.10 (7373)

### E Scan - measurement distance from the probe sensor center to CD1880 = 10mm & 15mm/Hearing Aid Compatibility Test at 15mm distance (41x181x1): Interpolated grid:

dx=0.5000 mm, dy=0.5000 mm

Device Reference Point: 0, 0, -6.3 mm

Reference Value = 145.6 V/m; Power Drift = 0.01 dB

PMR not calibrated. PMF = 1.000 is applied.

E-field emissions = 92.45 V/m

Average value of Total=(91.53+92.45) / 2 = 91.99 V/m

#### PMF scaled E-field

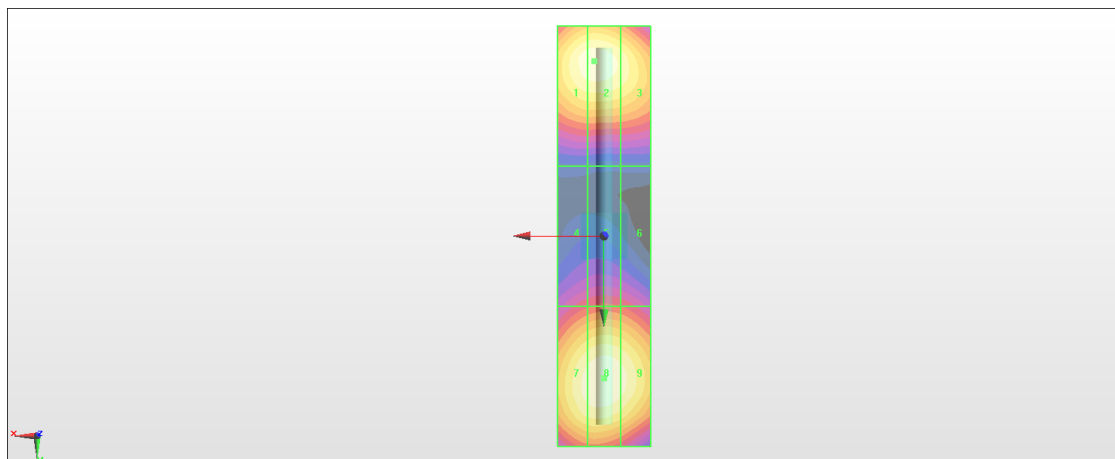
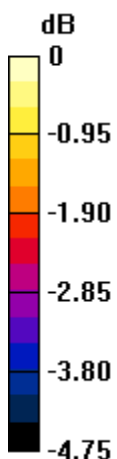
Grid 1 <b>M3</b> <b>91.14 V/m</b>	Grid 2 <b>M3</b> <b>91.53 V/m</b>	Grid 3 <b>M3</b> <b>88.46 V/m</b>
Grid 4 <b>M3</b> <b>71.38 V/m</b>	Grid 5 <b>M3</b> <b>72.54 V/m</b>	Grid 6 <b>M3</b> <b>71.72 V/m</b>
Grid 7 <b>M3</b> <b>90.71 V/m</b>	Grid 8 <b>M3</b> <b>92.45 V/m</b>	Grid 9 <b>M3</b> <b>90.72 V/m</b>

#### Cursor:

Total = 92.45 V/m

E Category: M3

Location: 0, 30.5, 9.7 mm



0 dB = 92.45 V/m = 39.32 dBV/m