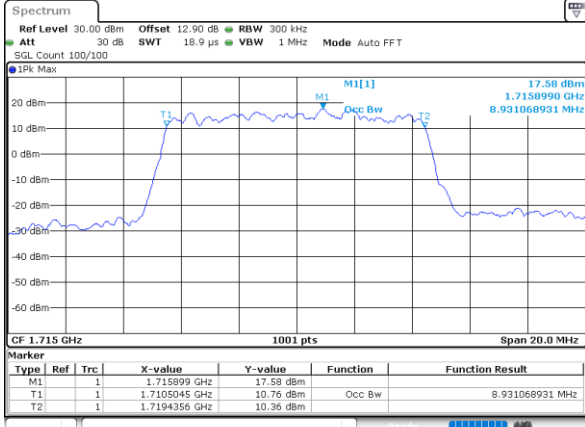




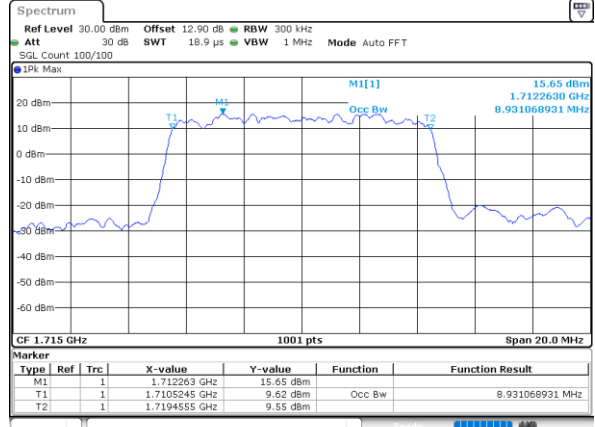
LTE Band 66

Lowest Channel / 10MHz / QPSK



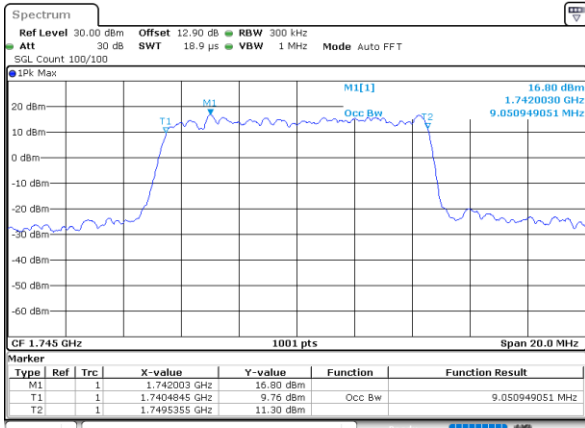
Date: 25_JAN.2018 22:31:02

Lowest Channel / 10MHz / 16QAM



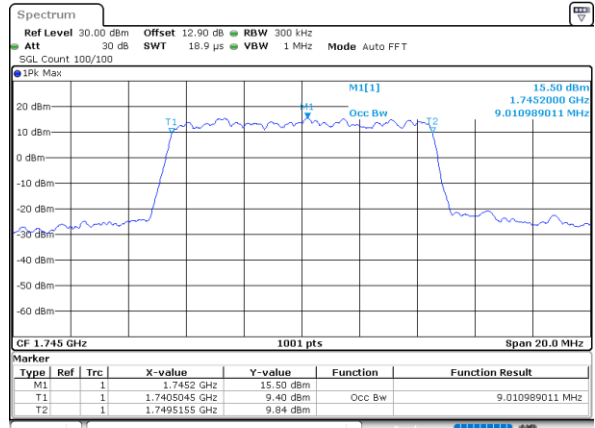
Date: 25_JAN.2018 22:31:12

Middle Channel / 10MHz / QPSK



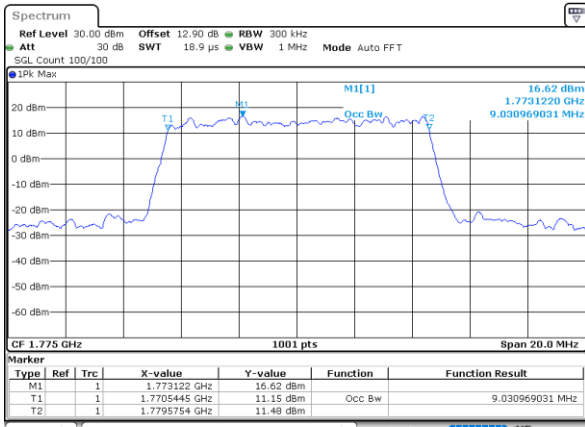
Date: 25_JAN.2018 22:38:01

Middle Channel / 10MHz / 16QAM



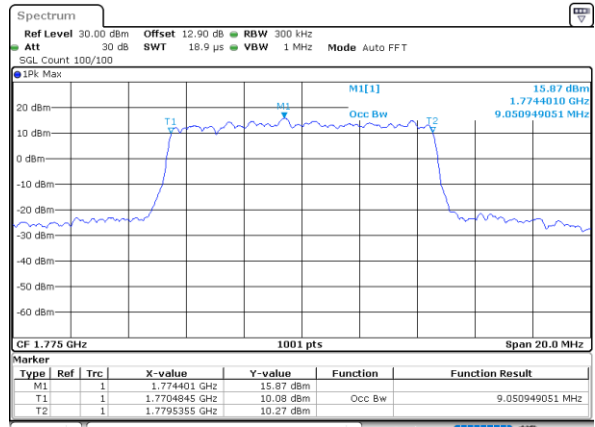
Date: 25_JAN.2018 22:38:11

Highest Channel / 10MHz / QPSK



Date: 25_JAN.2018 22:40:28

Highest Channel / 10MHz / 16QAM

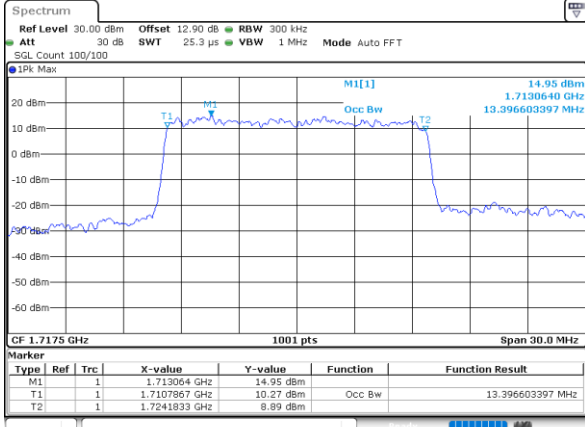


Date: 25_JAN.2018 22:40:38



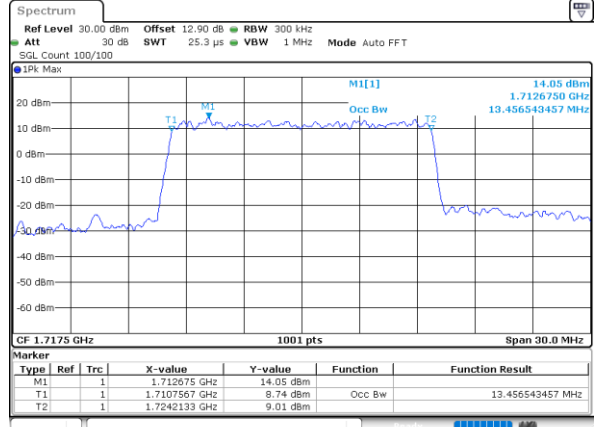
LTE Band 66

Lowest Channel / 15MHz / QPSK



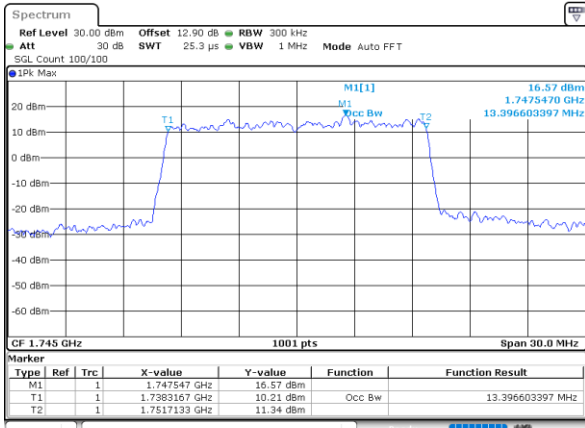
Date: 25_JAN.2018 22:49:44

Lowest Channel / 15MHz / 16QAM



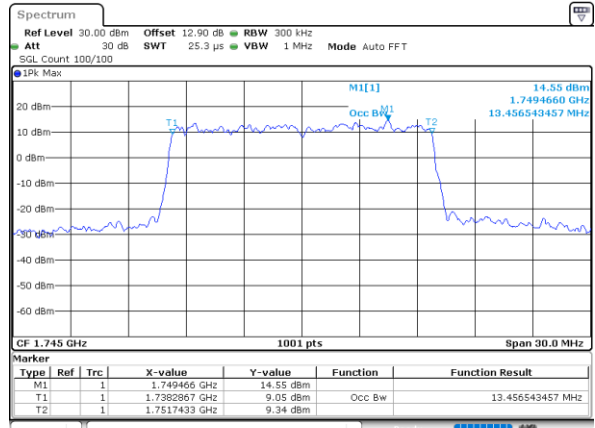
Date: 25_JAN.2018 22:49:54

Middle Channel / 15MHz / QPSK



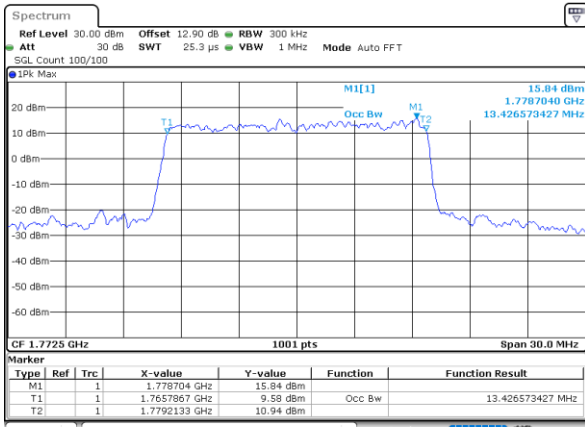
Date: 25_JAN.2018 22:56:42

Middle Channel / 15MHz / 16QAM



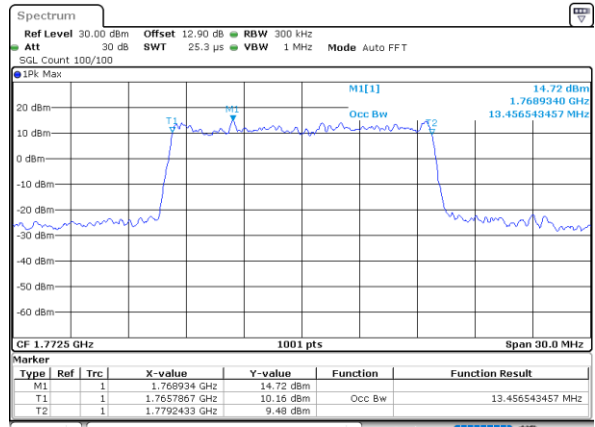
Date: 25_JAN.2018 22:56:52

Highest Channel / 15MHz / QPSK



Date: 25_JAN.2018 22:59:09

Highest Channel / 15MHz / 16QAM

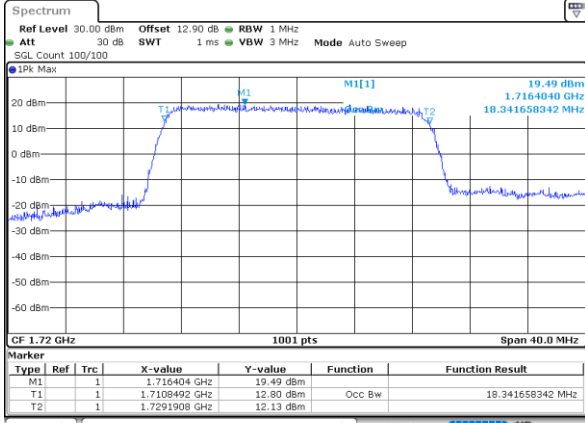


Date: 25_JAN.2018 22:59:19



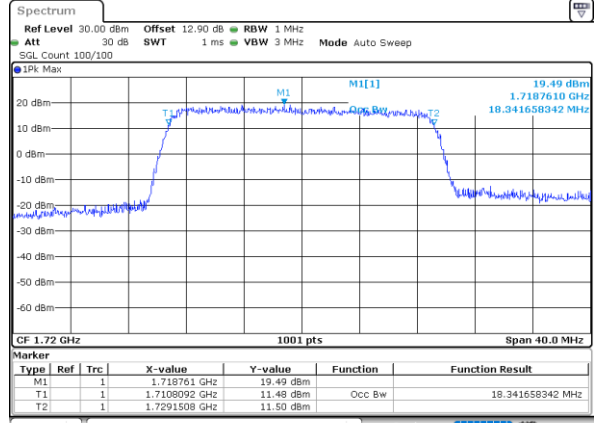
LTE Band 66

Lowest Channel / 20MHz / QPSK



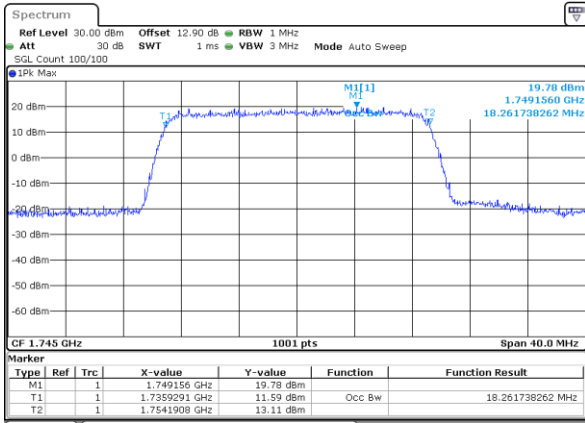
Date: 25_JAN,2018 23:06:07

Lowest Channel / 20MHz / 16QAM



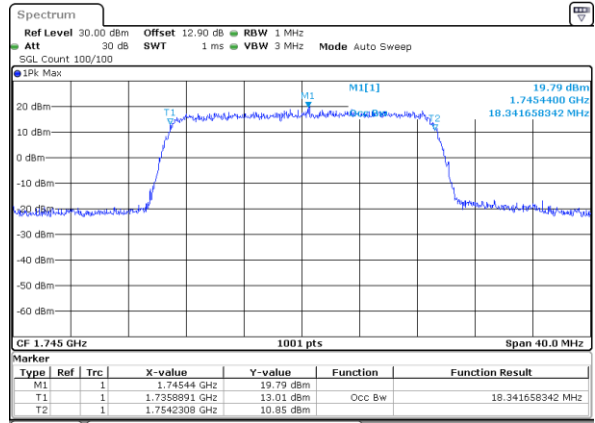
Date: 25_JAN,2018 23:06:17

Middle Channel / 20MHz / QPSK



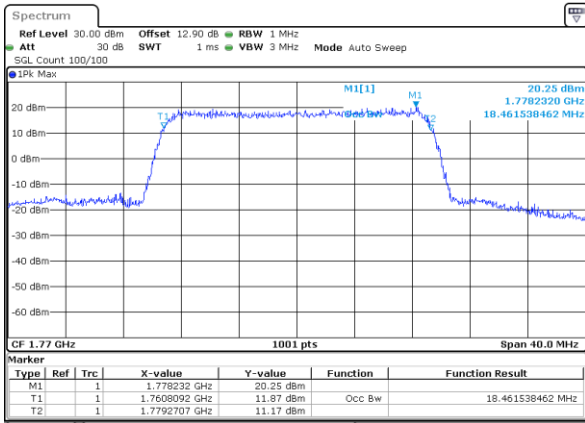
Date: 25_JAN,2018 23:13:06

Middle Channel / 20MHz / 16QAM



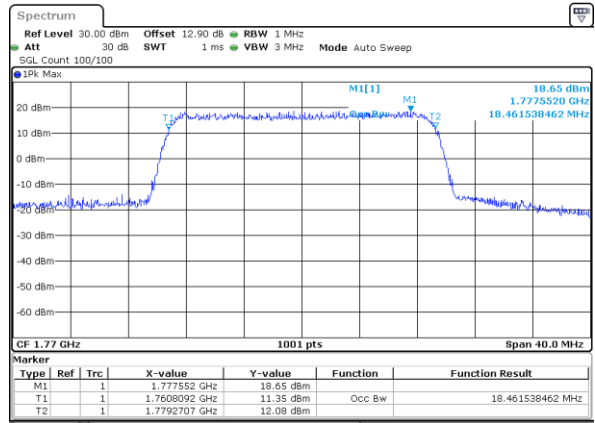
Date: 25_JAN,2018 23:13:15

Highest Channel / 20MHz / QPSK



Date: 25_JAN,2018 23:15:32

Highest Channel / 20MHz / 16QAM



Date: 25_JAN,2018 23:15:42

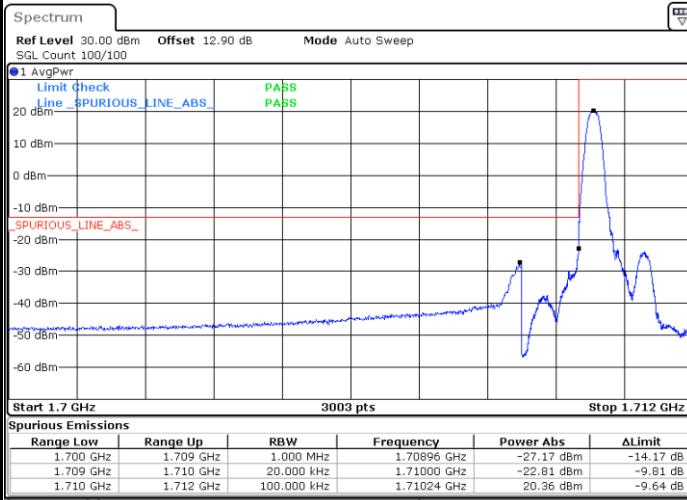


Conducted Band Edge



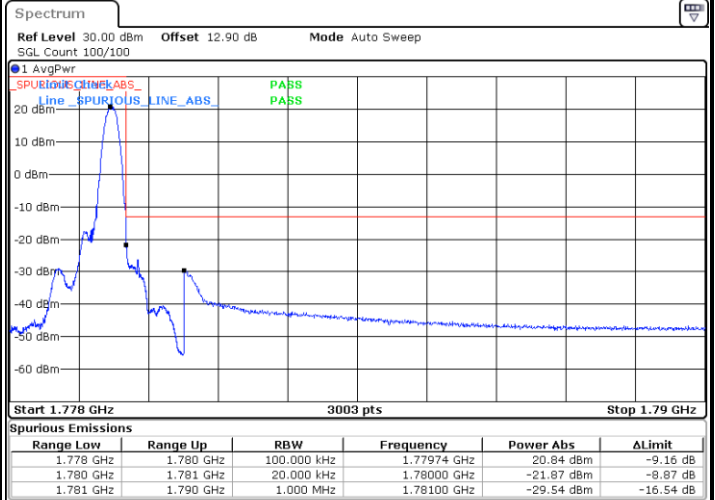
LTE Band 66 / 1.4MHz / QPSK

Lowest Band Edge / 1RB



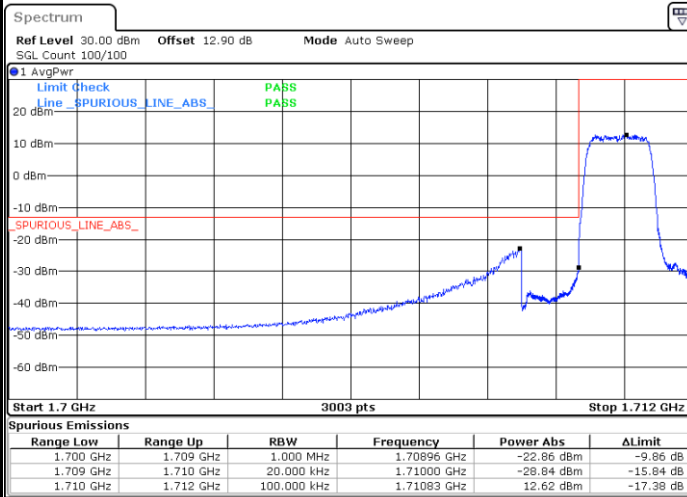
Date: 25.JAN.2018 23:24:33

Highest Band Edge / 1RB



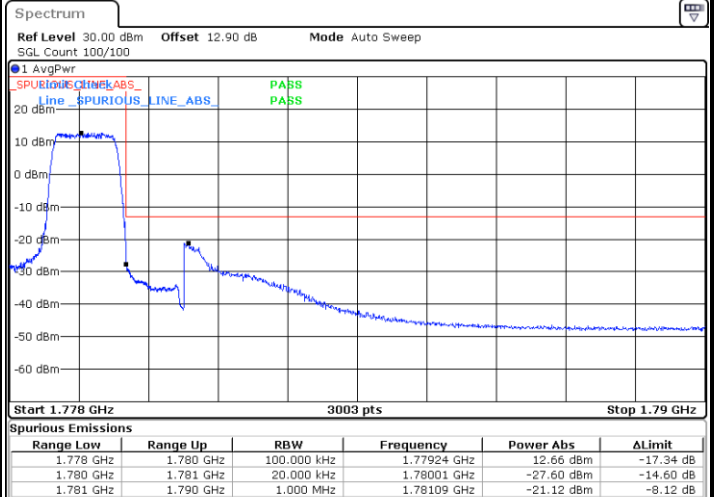
Date: 25.JAN.2018 23:34:00

Lowest Band Edge / Full RB



Date: 25.JAN.2018 23:26:49

Highest Band Edge / Full RB

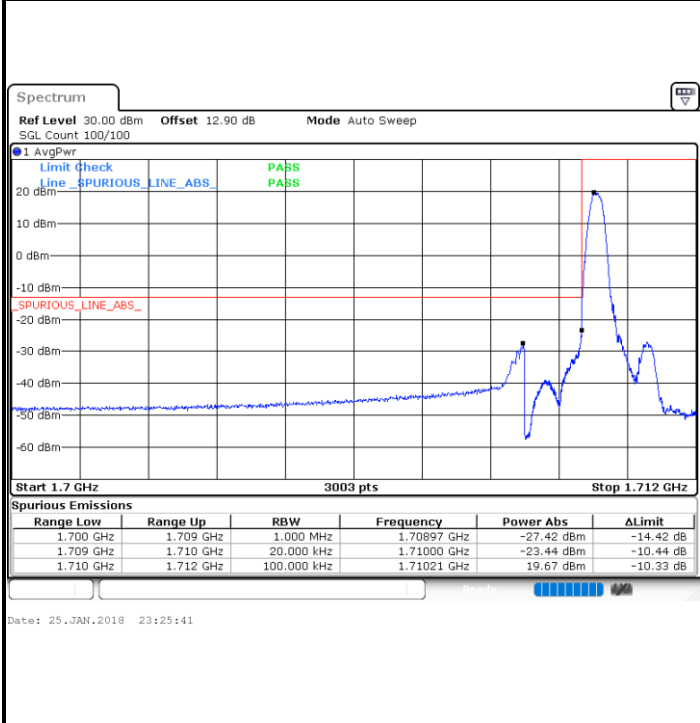


Date: 25.JAN.2018 23:36:16

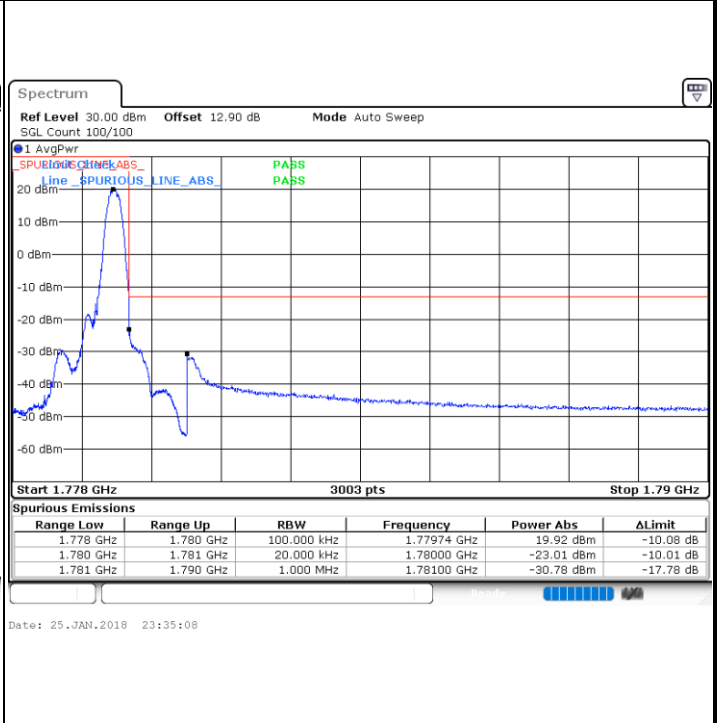


LTE Band 66 / 1.4MHz / 16QAM

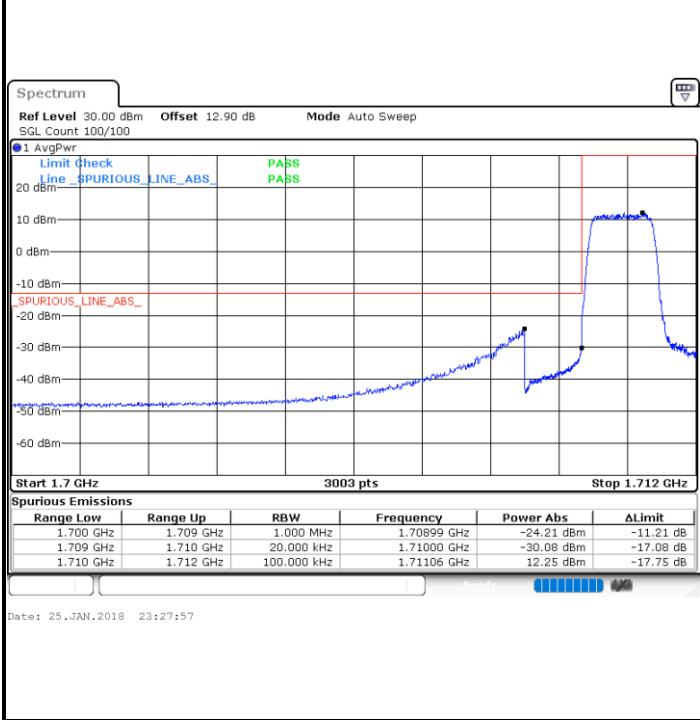
Lowest Band Edge / 1 RB



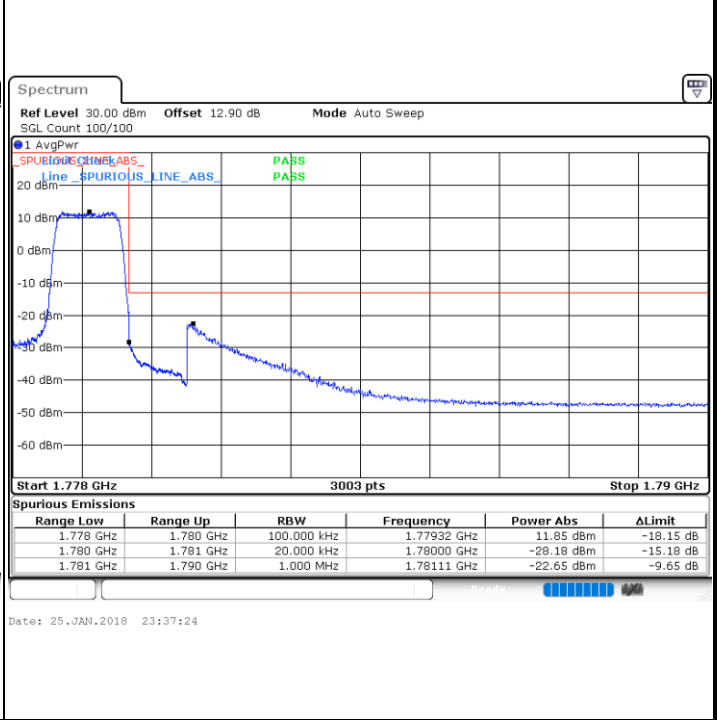
Highest Band Edge / 1 RB



Lowest Band Edge / Full RB



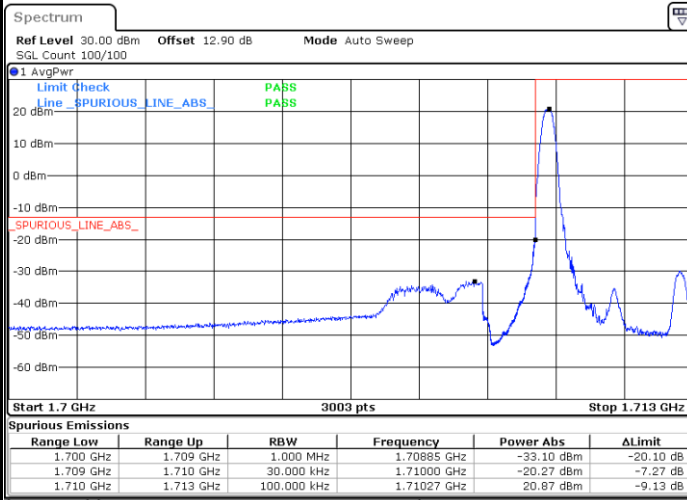
Highest Band Edge / Full RB





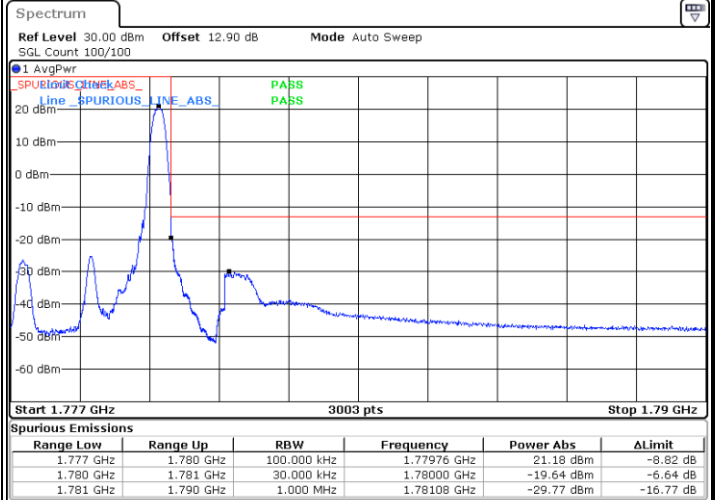
LTE Band 66 / 3MHz / QPSK

Lowest Band Edge / 1RB



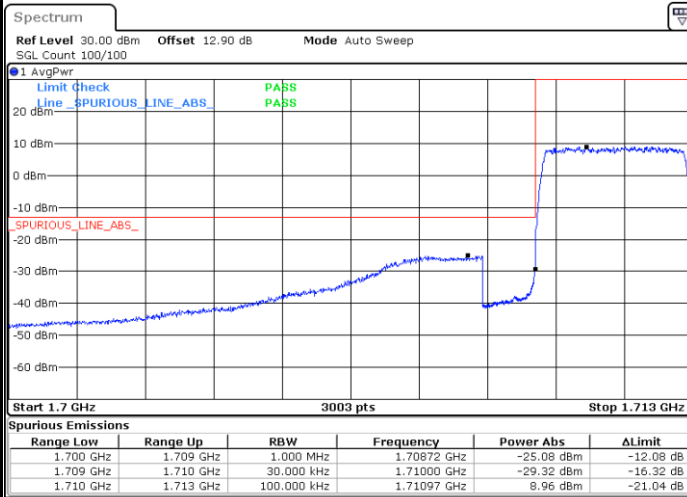
Date: 25.JAN.2018 21:57:46

Highest Band Edge / 1 RB



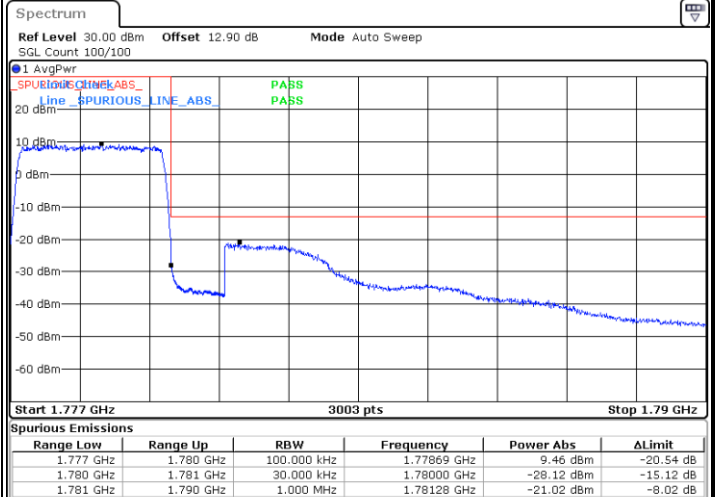
Date: 25.JAN.2018 22:07:12

Lowest Band Edge / Full RB



Date: 25.JAN.2018 22:00:02

Highest Band Edge / Full RB

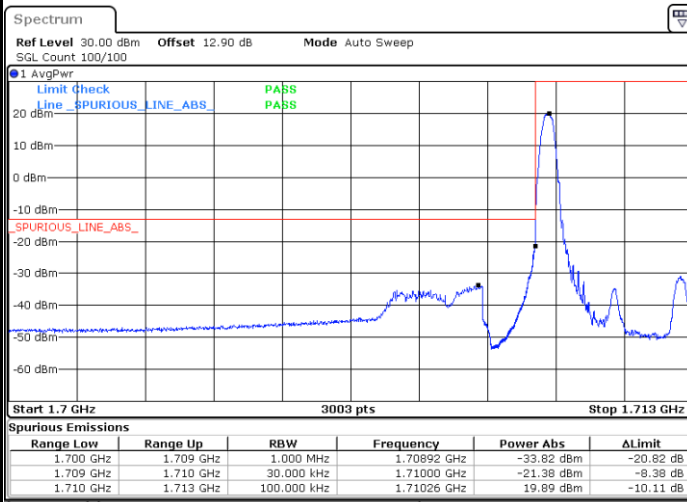


Date: 25.JAN.2018 22:09:28



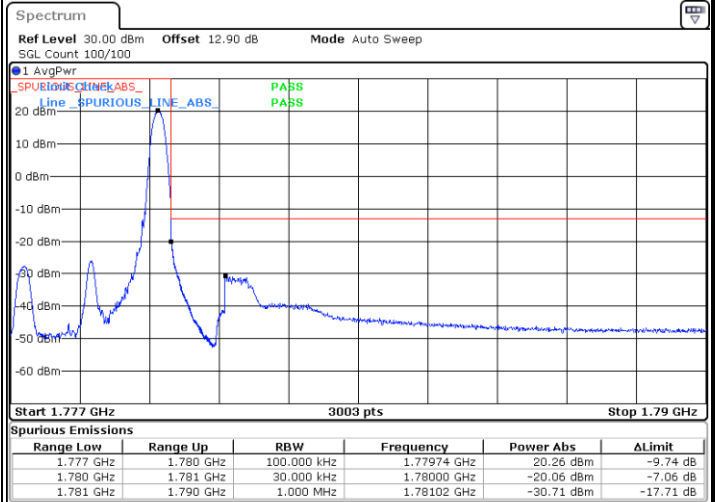
LTE Band 66 / 3MHz / 16QAM

Lowest Band Edge / 1 RB



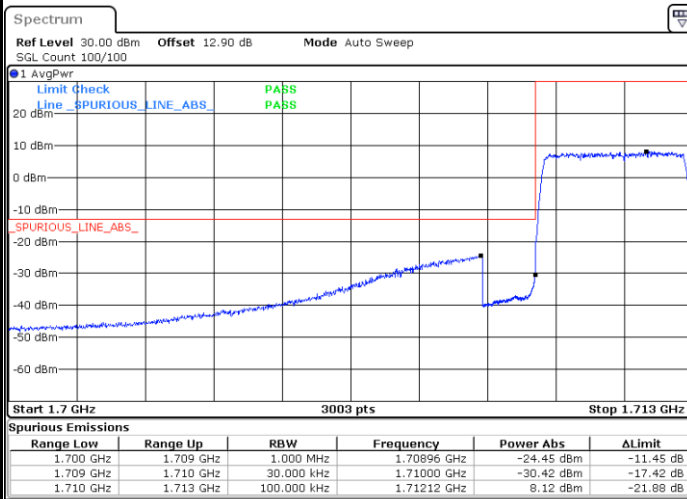
Date: 25.JAN.2018 21:58:54

Highest Band Edge / 1 RB



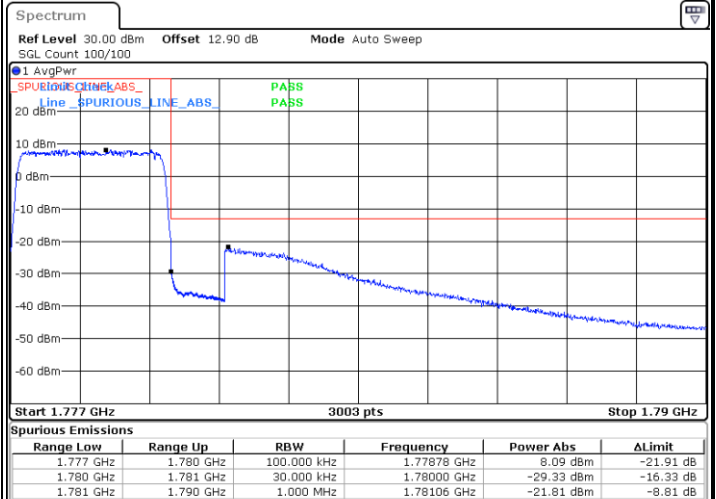
Date: 25.JAN.2018 22:08:20

Lowest Band Edge / Full RB



Date: 25.JAN.2018 22:01:10

Highest Band Edge / Full RB

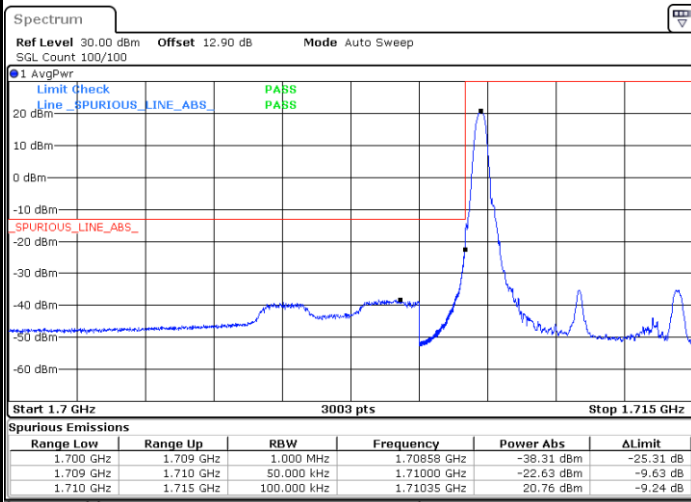


Date: 25.JAN.2018 22:10:35



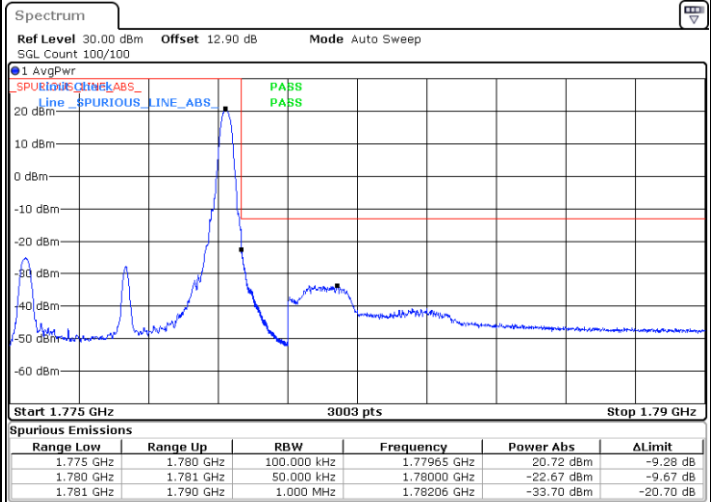
LTE Band 66 / 5MHz / QPSK

Lowest Band Edge / 1 RB



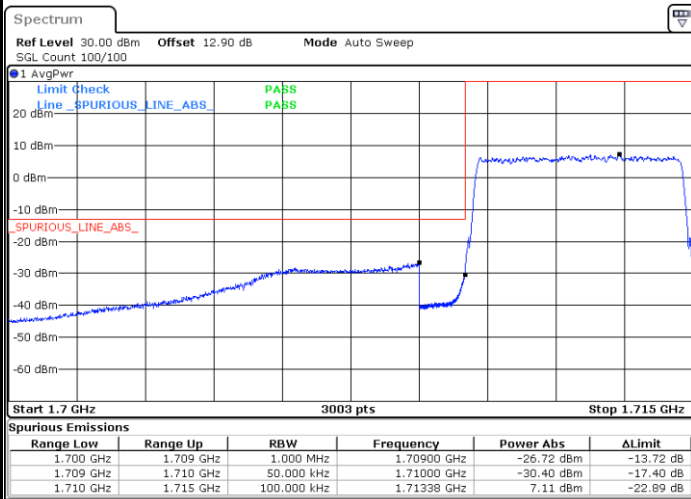
Date: 25.JAN.2018 22:14:10

Highest Band Edge / 1 RB



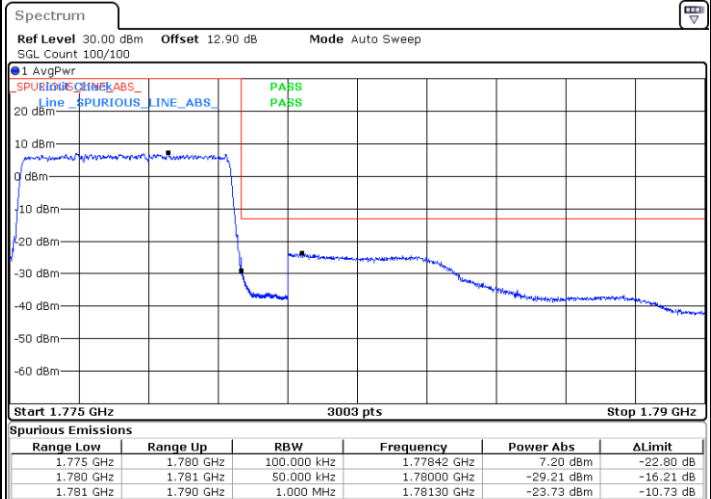
Date: 25.JAN.2018 22:23:36

Lowest Band Edge / Full RB



Date: 25.JAN.2018 22:16:26

Highest Band Edge / Full RB

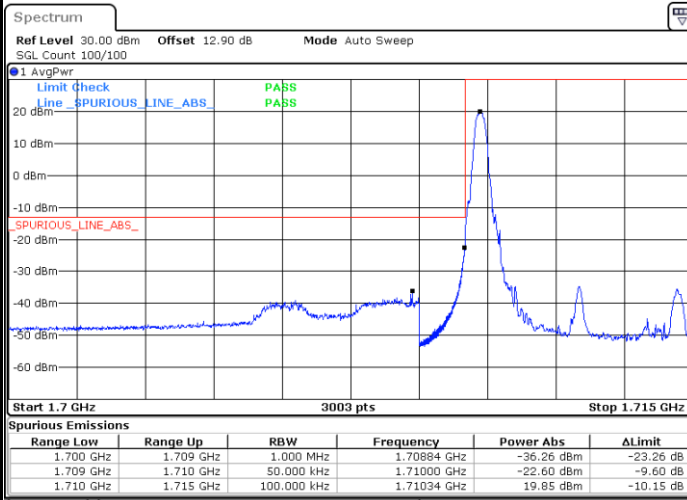


Date: 25.JAN.2018 22:25:52



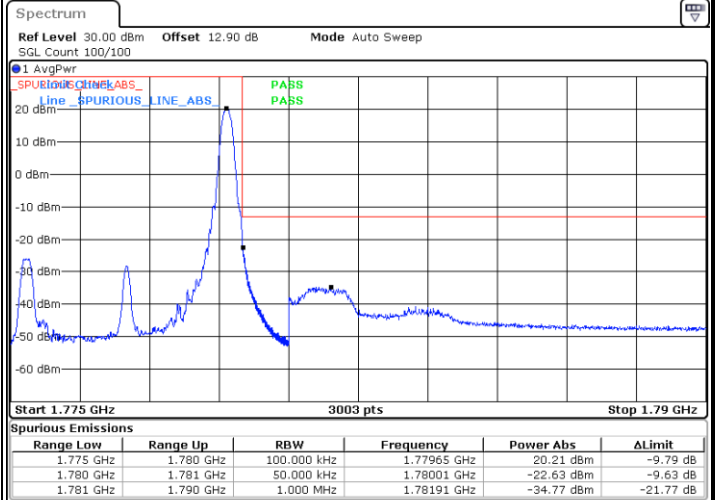
LTE Band 66 / 5MHz / 16QAM

Lowest Band Edge / 1RB



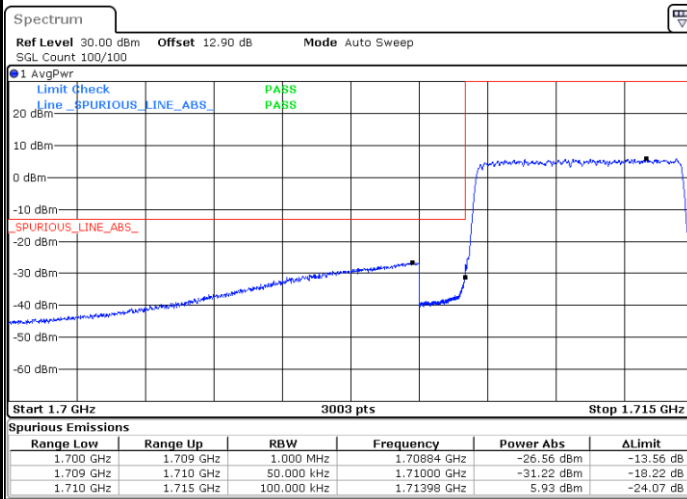
Date: 25.JAN.2018 22:15:18

Highest Band Edge / 1 RB



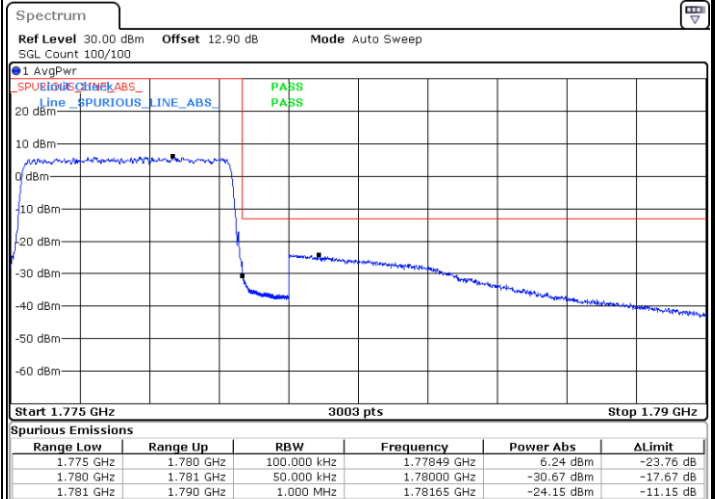
Date: 25.JAN.2018 22:24:44

Lowest Band Edge / Full RB



Date: 25.JAN.2018 22:17:34

Highest Band Edge / Full RB

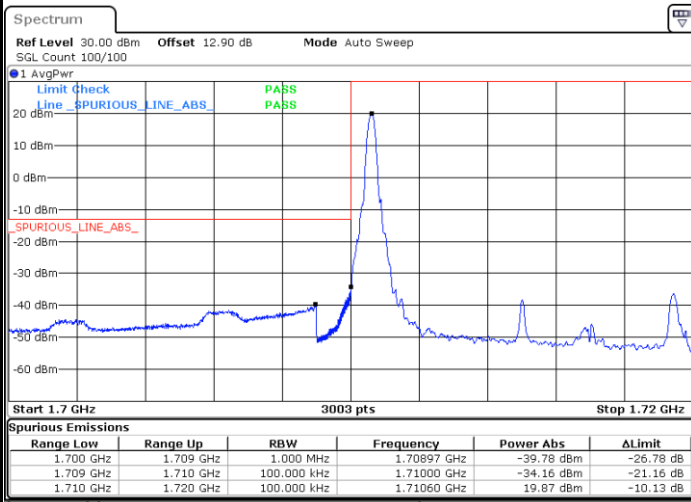


Date: 25.JAN.2018 22:26:59



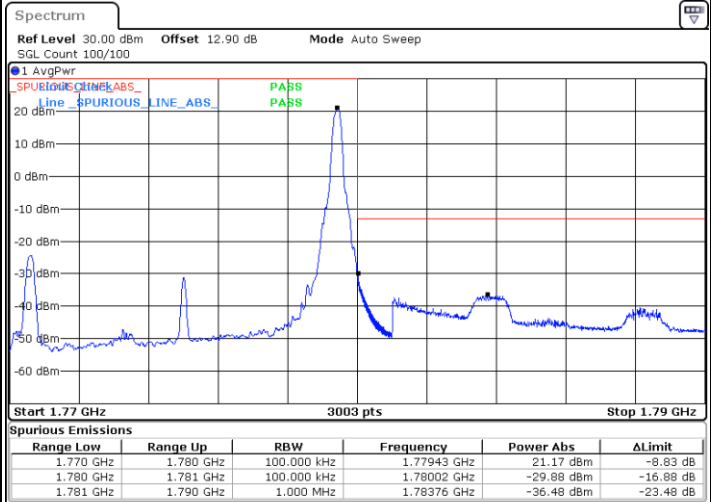
LTE Band 66 / 10MHz / QPSK

Lowest Band Edge / 1 RB



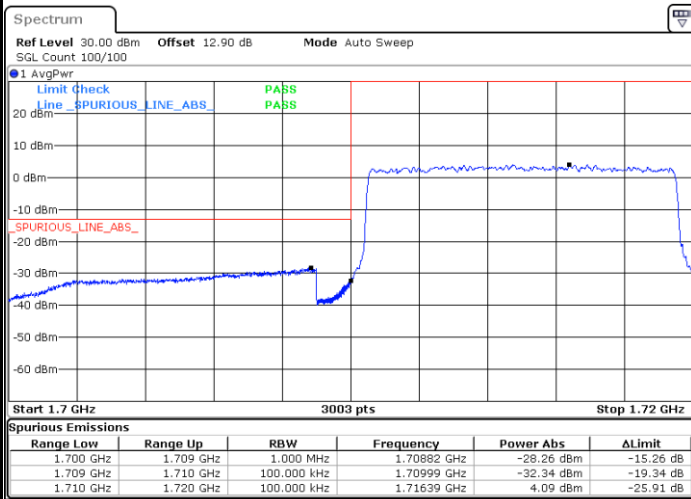
Date: 25.JAN.2018 22:32:40

Highest Band Edge / 1 RB



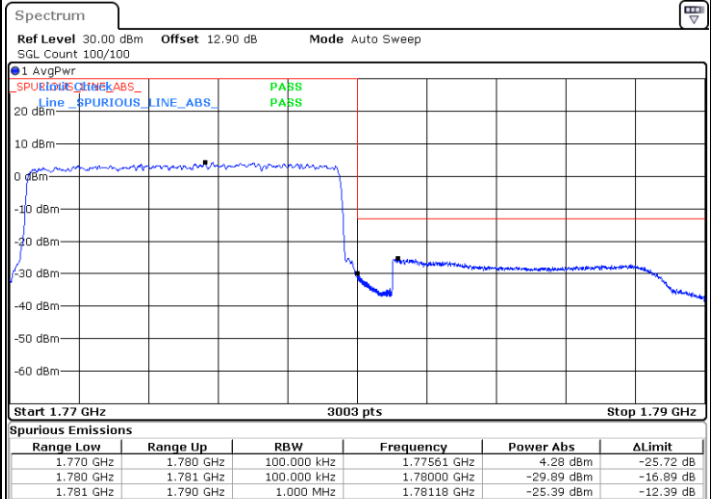
Date: 25.JAN.2018 22:42:05

Lowest Band Edge / Full RB



Date: 25.JAN.2018 22:34:56

Highest Band Edge / Full RB

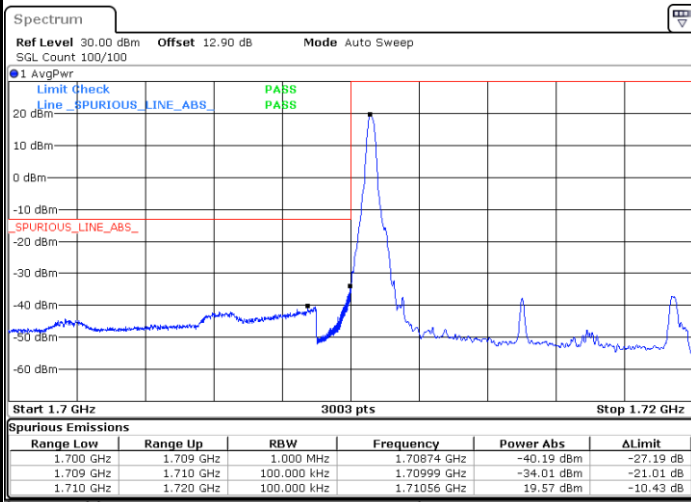


Date: 25.JAN.2018 22:44:21



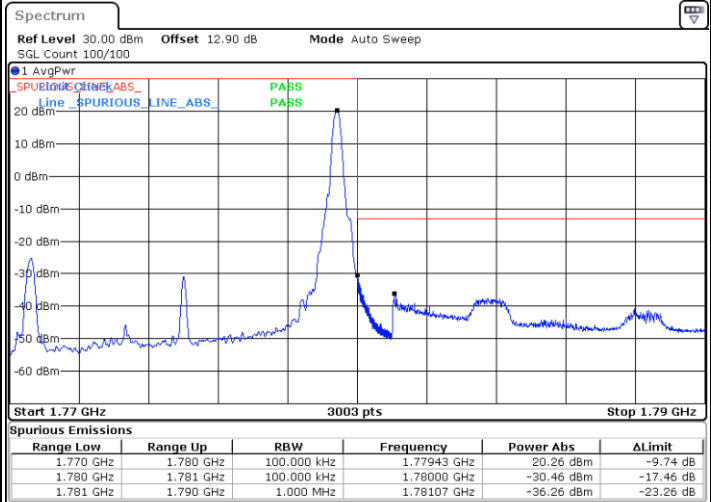
LTE Band 66 / 10MHz / 16QAM

Lowest Band Edge / 1 RB



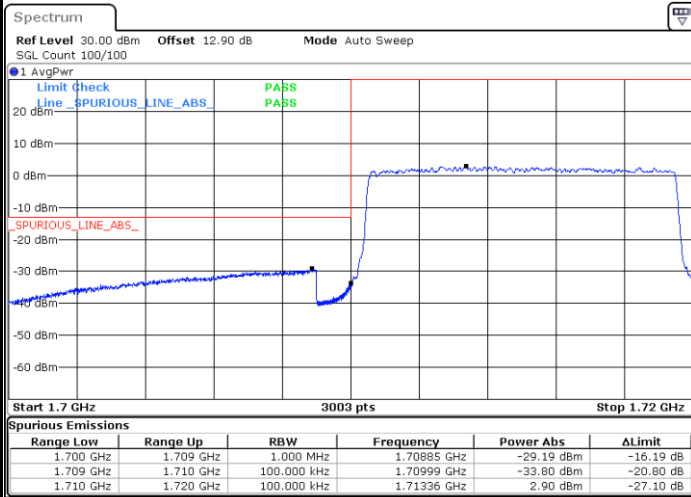
Date: 25.JAN.2018 22:33:48

Highest Band Edge / 1 RB



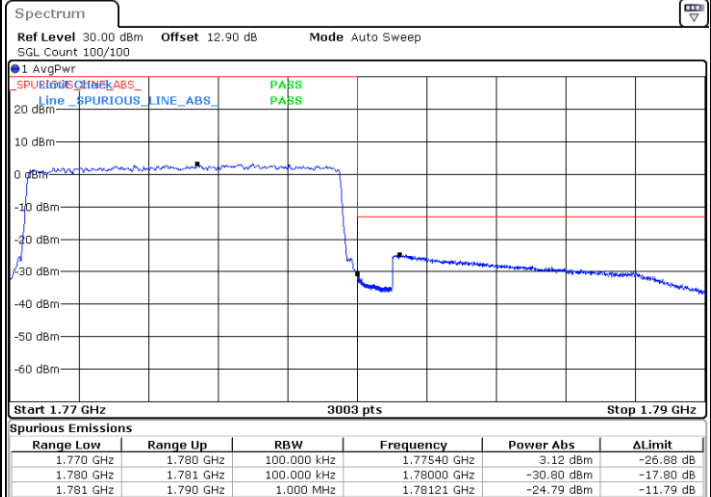
Date: 25.JAN.2018 22:43:13

Lowest Band Edge / Full RB



Date: 25.JAN.2018 22:36:03

Highest Band Edge / Full RB

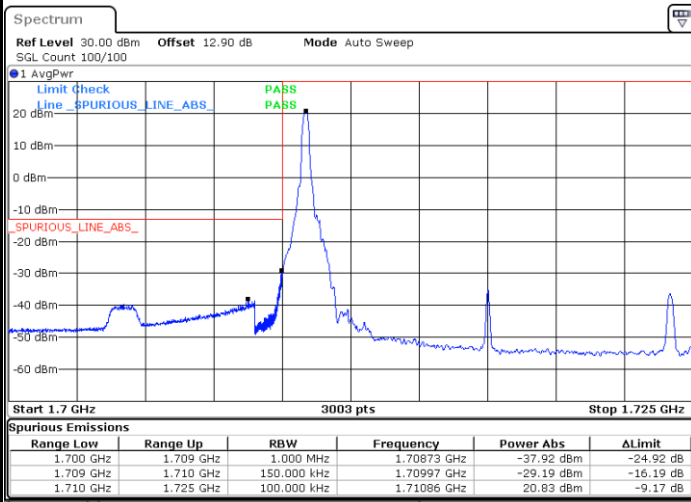


Date: 25.JAN.2018 22:45:29



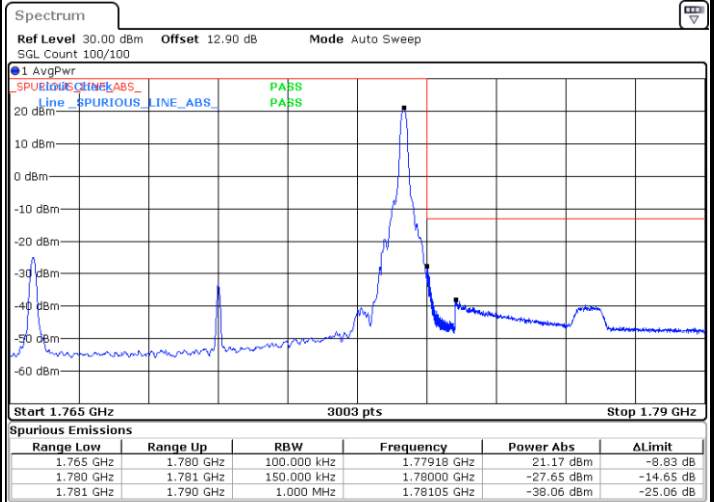
LTE Band 66 / 15MHz / QPSK

Lowest Band Edge / 1 RB



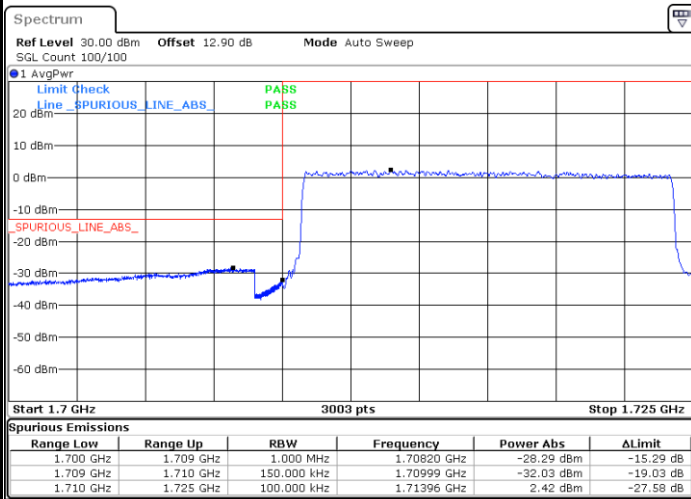
Date: 25.JAN.2018 22:51:21

Highest Band Edge / 1 RB



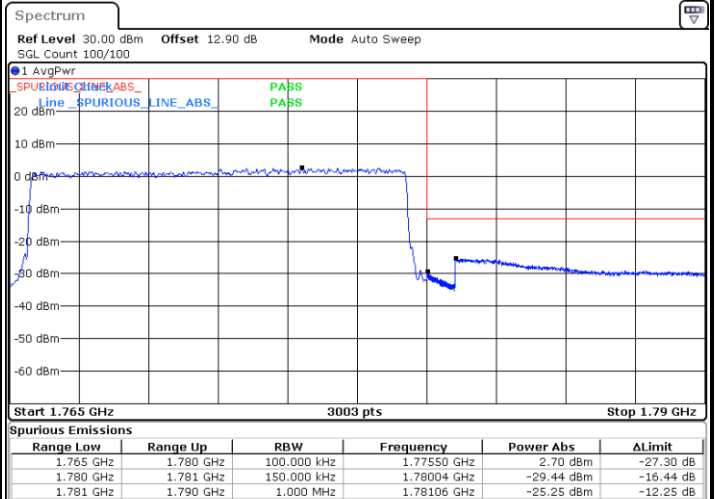
Date: 25.JAN.2018 23:00:46

Lowest Band Edge / Full RB



Date: 25.JAN.2018 22:53:37

Highest Band Edge / Full RB

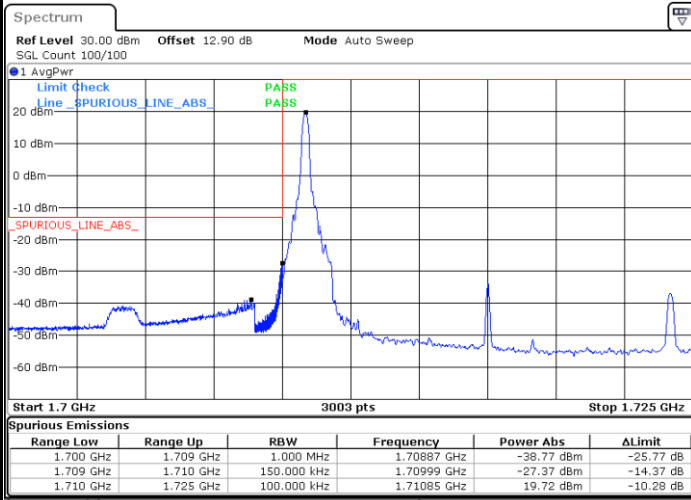


Date: 25.JAN.2018 23:03:02



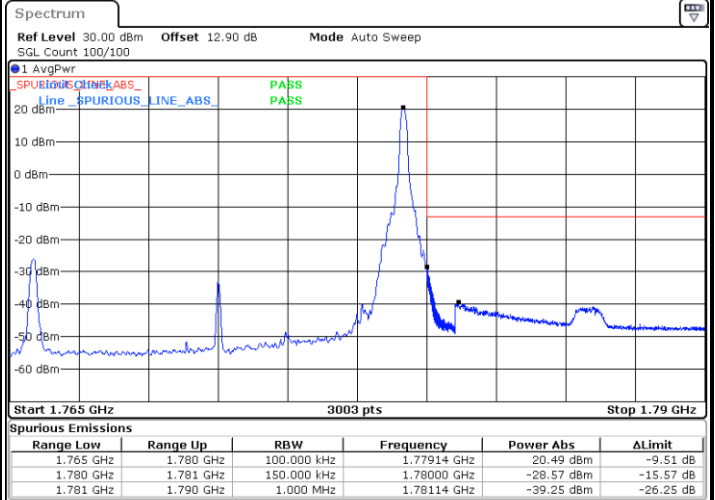
LTE Band 66 / 15MHz / 16QAM

Lowest Band Edge / 1 RB



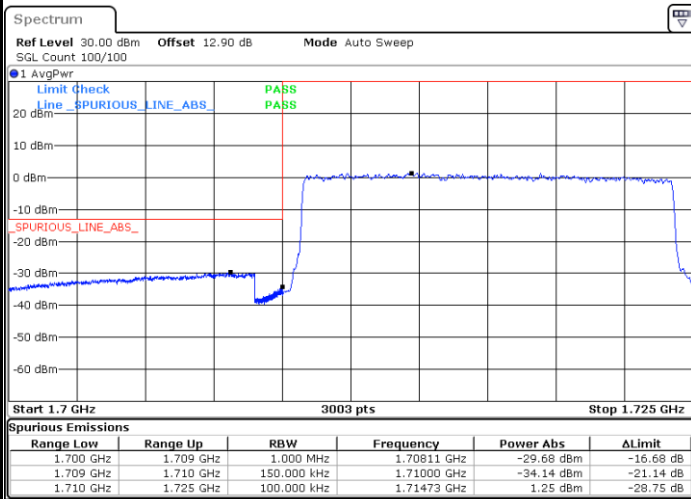
Date: 25.JAN.2018 22:52:29

Highest Band Edge / 1 RB



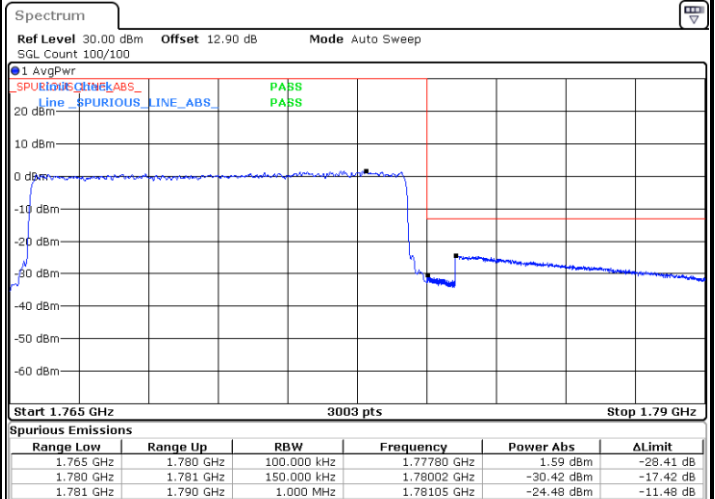
Date: 25.JAN.2018 23:01:54

Lowest Band Edge / Full RB



Date: 25.JAN.2018 22:54:45

Highest Band Edge / Full RB

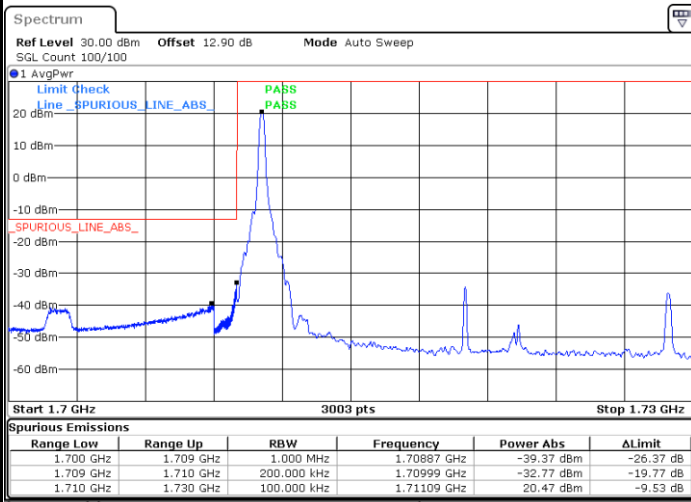


Date: 25.JAN.2018 23:04:10



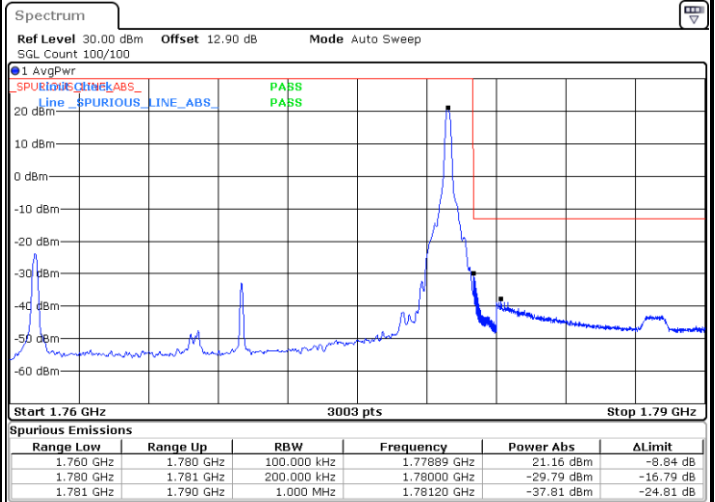
LTE Band 66 / 20MHz / QPSK

Lowest Band Edge / 1 RB



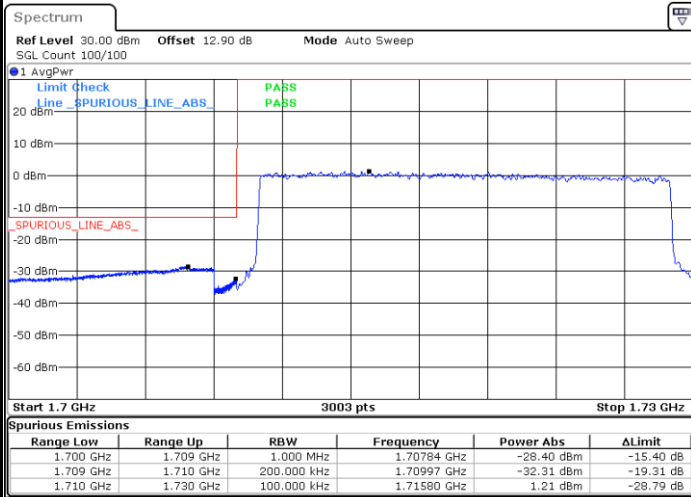
Date: 25.JAN.2018 23:07:44

Highest Band Edge / 1 RB



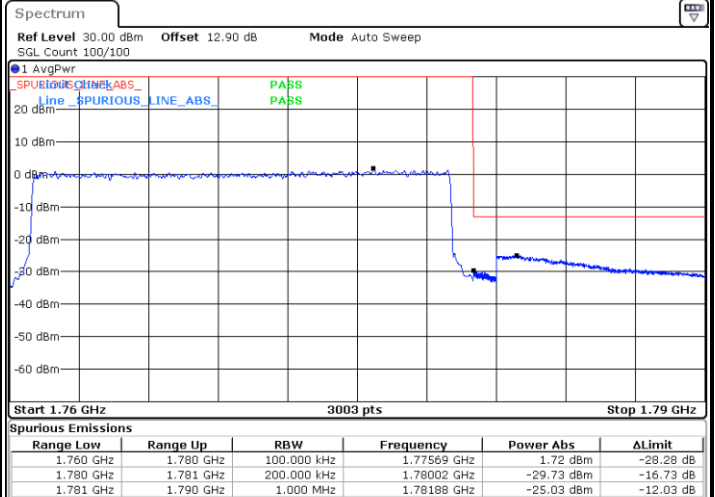
Date: 25.JAN.2018 23:17:10

Lowest Band Edge / Full RB



Date: 25.JAN.2018 23:10:00

Highest Band Edge / Full RB

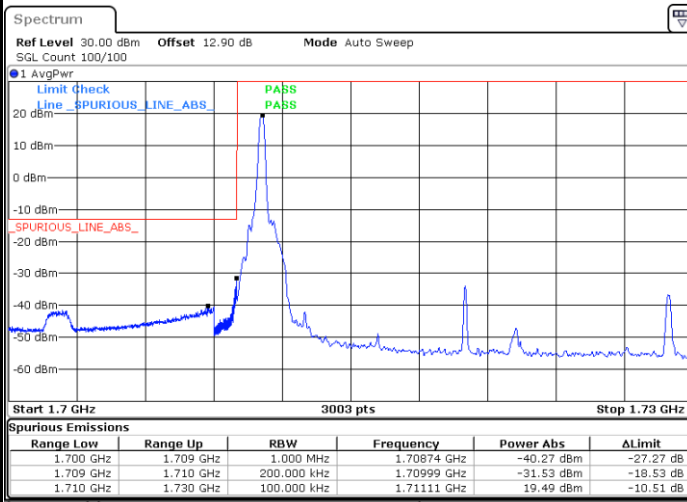


Date: 25.JAN.2018 23:19:26



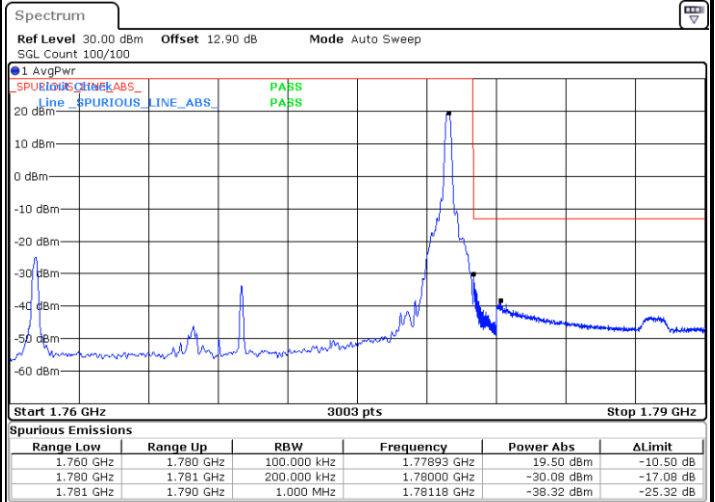
LTE Band 66 / 20MHz / 16QAM

Lowest Band Edge / 1 RB



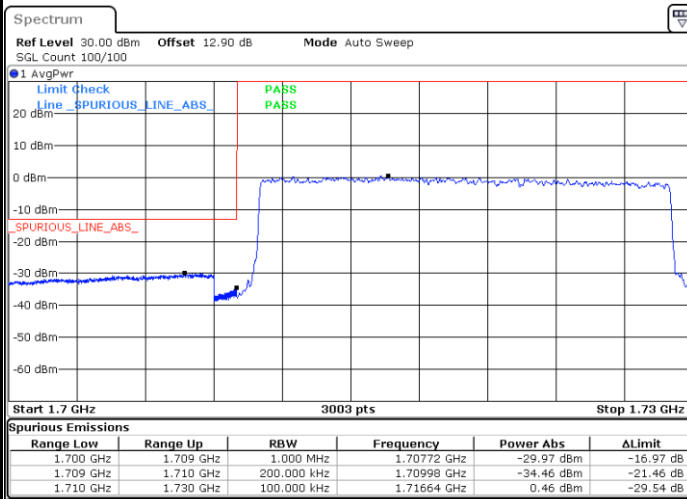
Date: 25.JAN.2018 23:08:52

Highest Band Edge / 1 RB



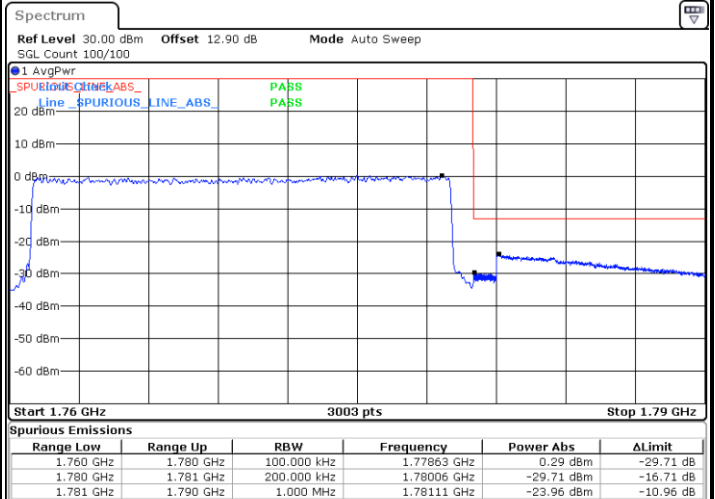
Date: 25.JAN.2018 23:18:18

Lowest Band Edge / Full RB



Date: 25.JAN.2018 23:11:08

Highest Band Edge / Full RB



Date: 25.JAN.2018 23:20:34



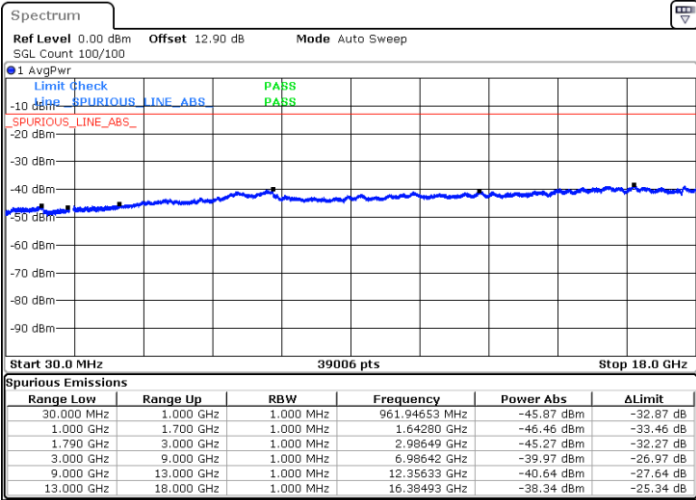
Conducted Spurious Emission



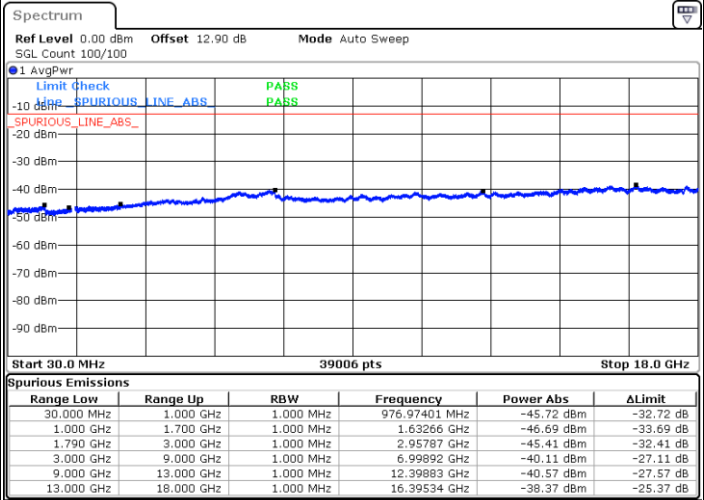
LTE Band 66 / 1.4MHz

Lowest Channel / QPSK

Lowest Channel / 16QAM



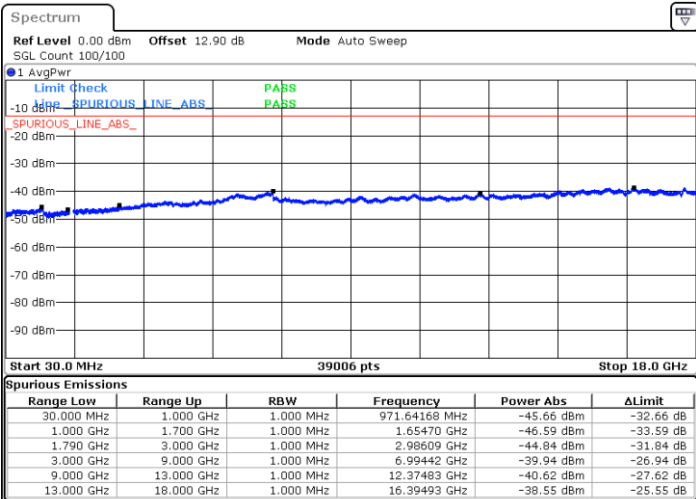
Date: 25.JAN.2018 23:28:50



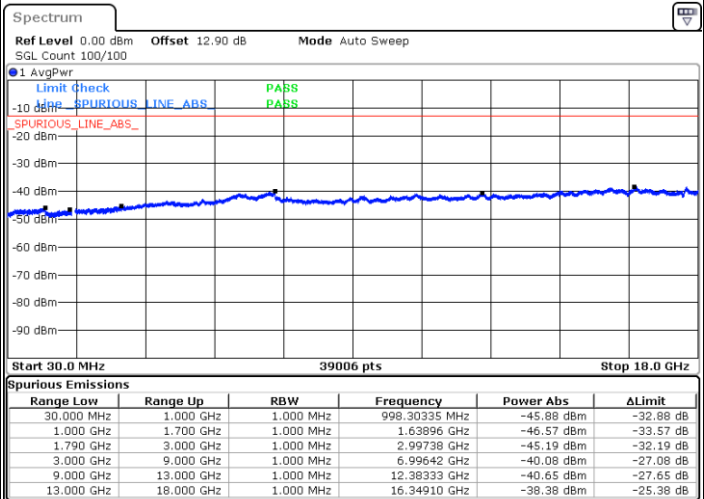
Date: 25.JAN.2018 23:29:44

Middle Channel / QPSK

Middle Channel / 16QAM



Date: 25.JAN.2018 23:31:19

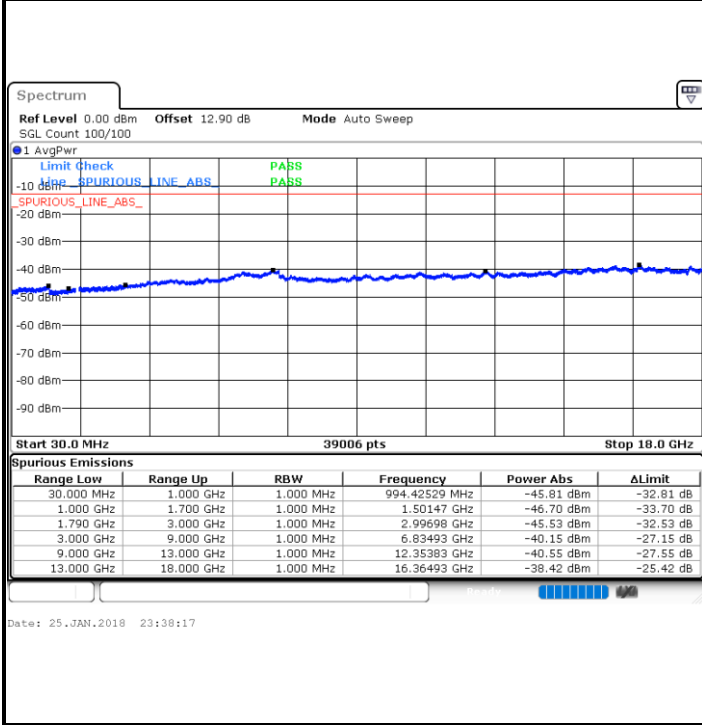


Date: 25.JAN.2018 23:32:13

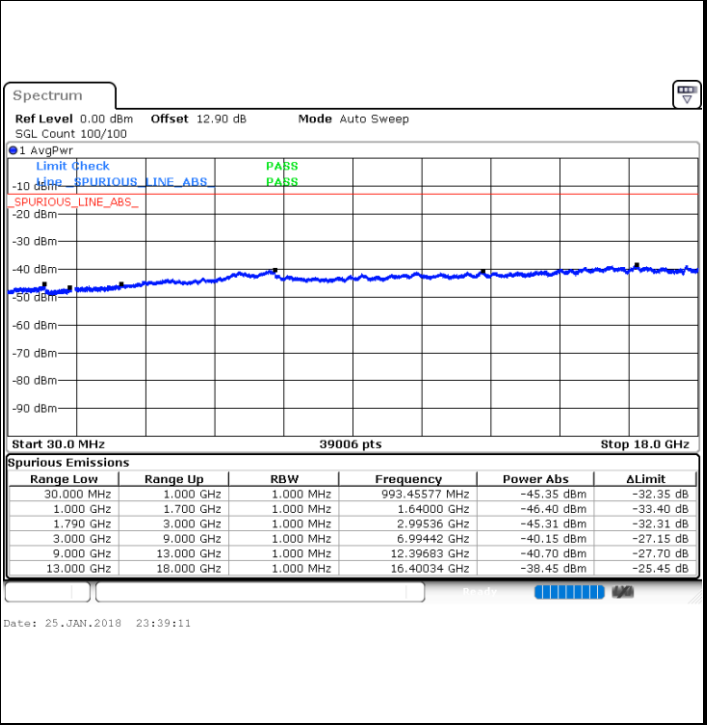


LTE Band 66 / 1.4MHz

Highest Channel / QPSK

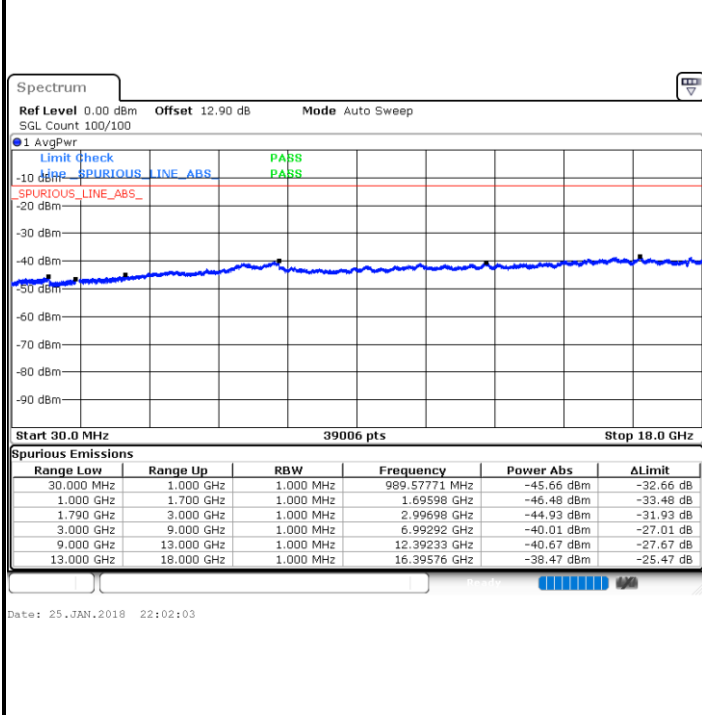


Highest Channel / 16QAM

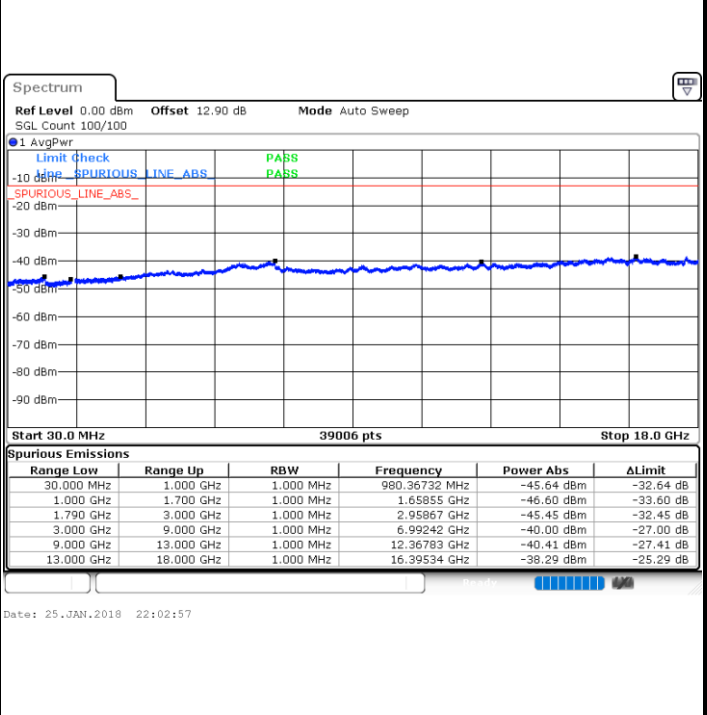


LTE Band 66 / 3MHz

Lowest Channel / QPSK



Lowest Channel / 16QAM

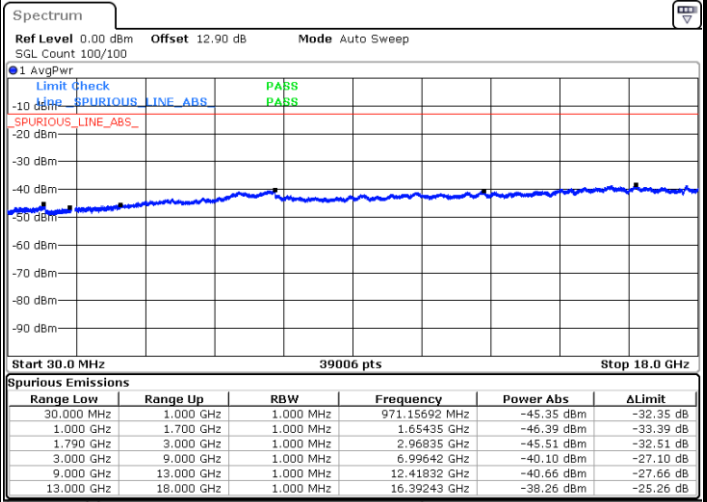
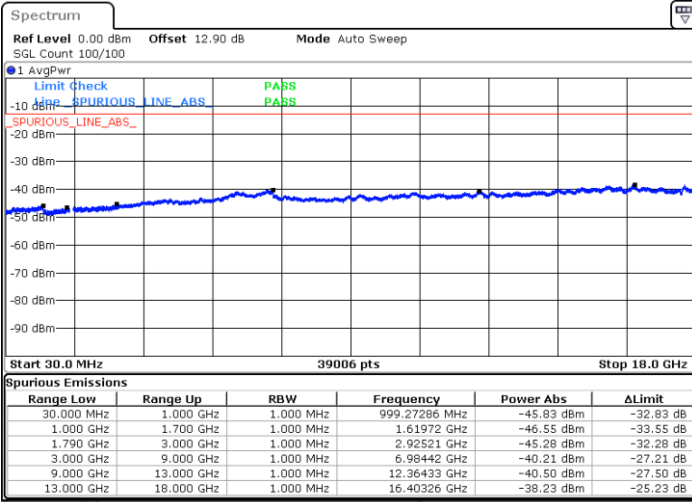




LTE Band 66 / 3MHz

Middle Channel / QPSK

Middle Channel / 16QAM

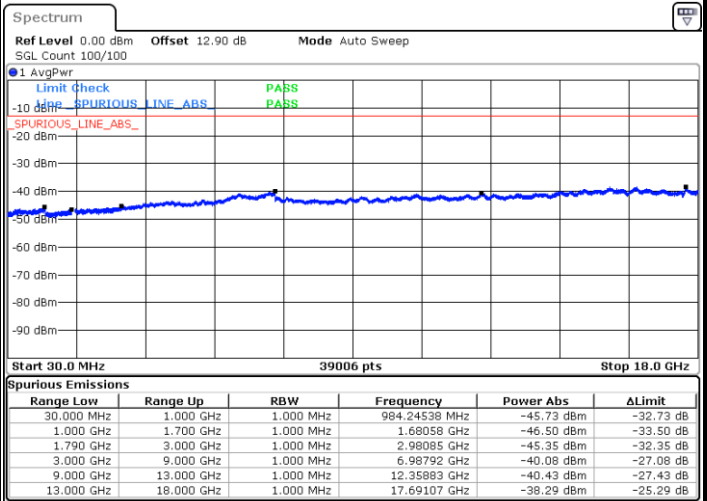
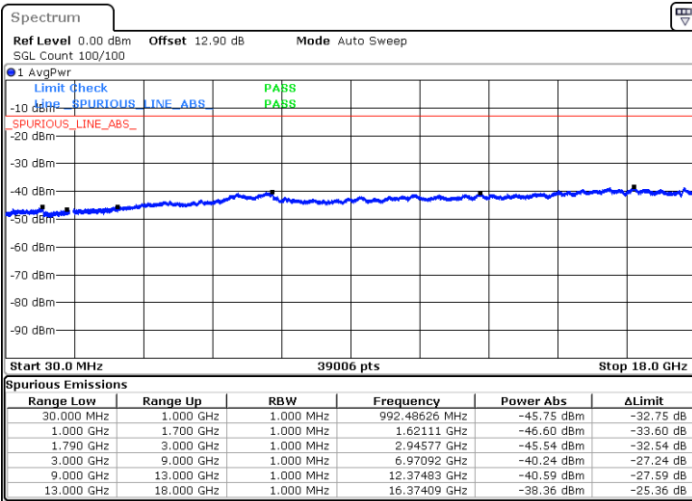


Date: 25.JAN.2018 22:04:30

Date: 25.JAN.2018 22:05:24

Highest Channel / QPSK

Highest Channel / 16QAM



Date: 25.JAN.2018 22:11:29

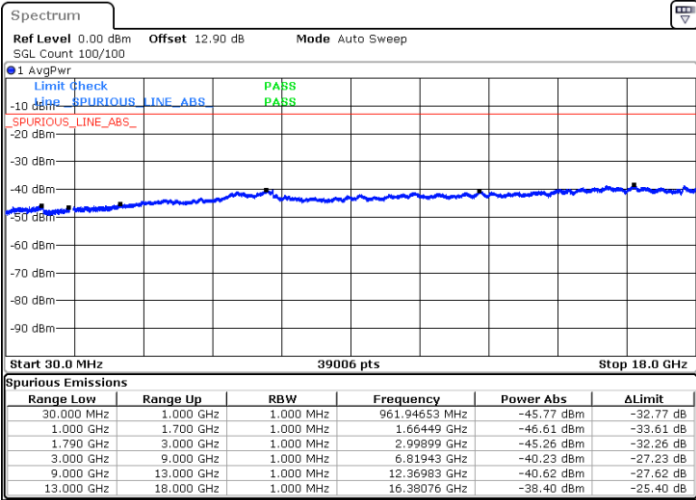
Date: 25.JAN.2018 22:12:23



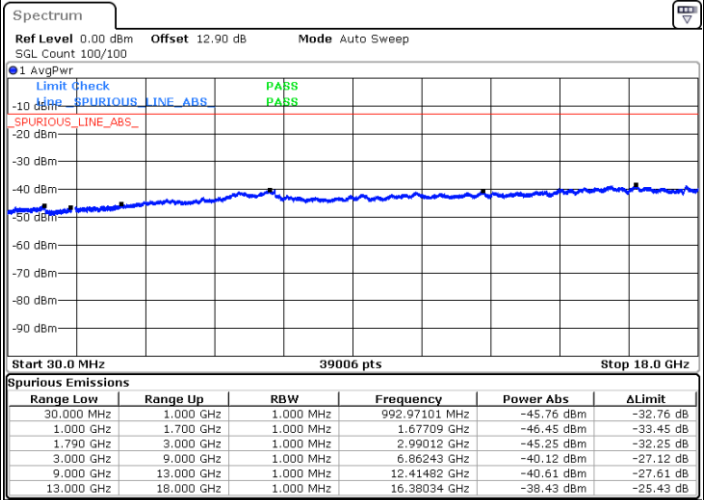
LTE Band 66 / 5MHz

Lowest Channel / QPSK

Lowest Channel / 16QAM



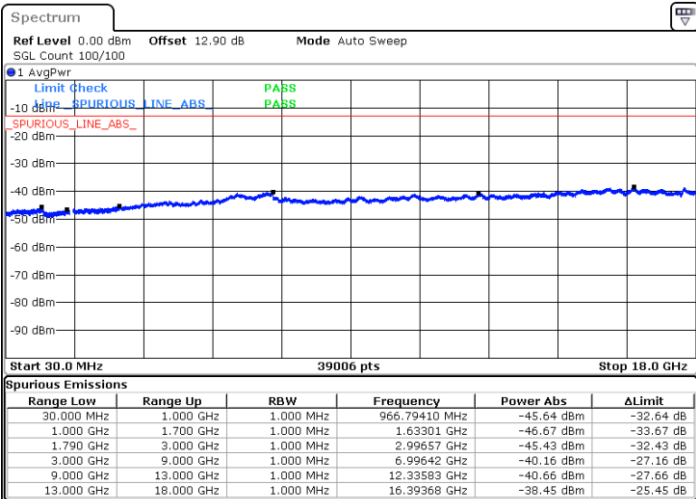
Date: 25.JAN.2018 22:18:27



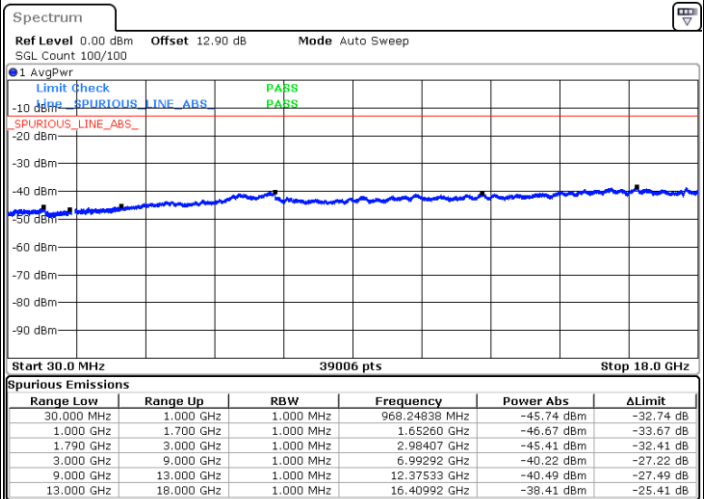
Date: 25.JAN.2018 22:19:21

Middle Channel / QPSK

Middle Channel / 16QAM



Date: 25.JAN.2018 22:20:54



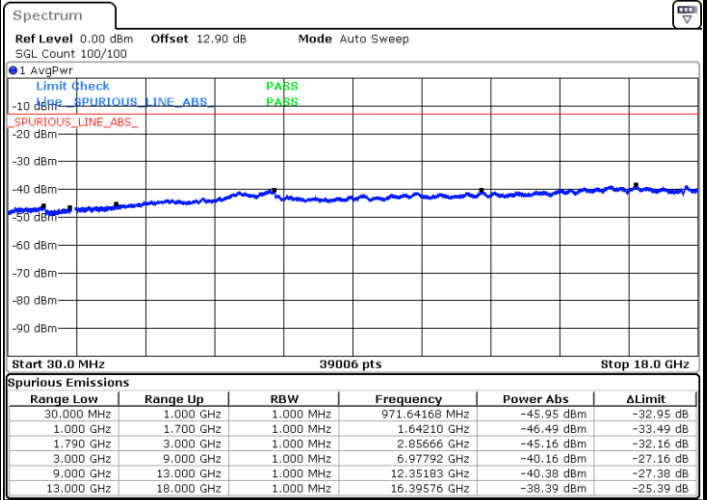
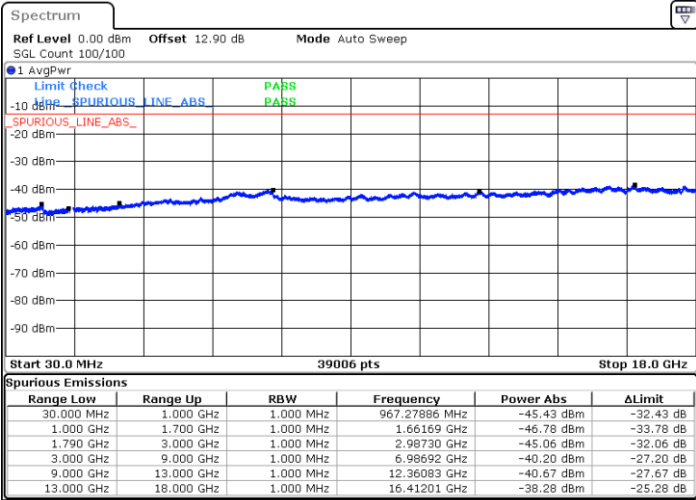
Date: 25.JAN.2018 22:21:48



LTE Band 66 / 5MHz

Highest Channel / QPSK

Highest Channel / 16QAM



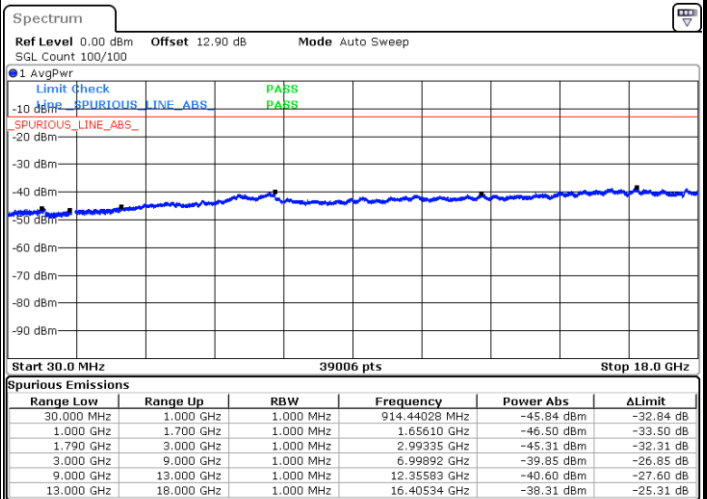
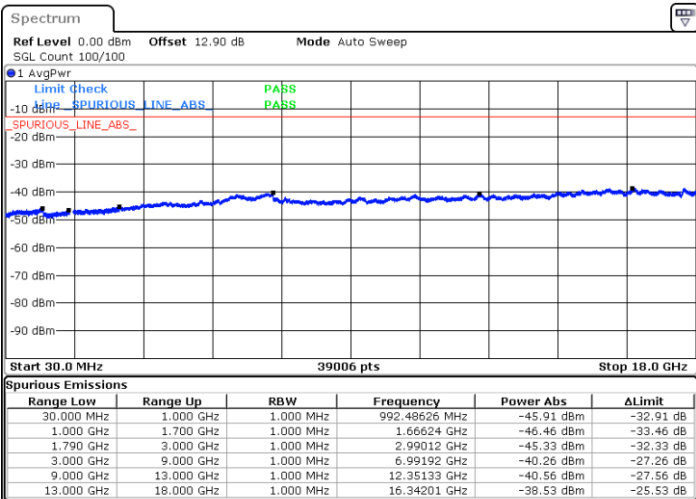
Date: 25.JAN.2018 22:27:53

Date: 25.JAN.2018 22:28:47

LTE Band 66 / 10MHz

Lowest Channel / QPSK

Lowest Channel / 16QAM



Date: 25.JAN.2018 22:36:57

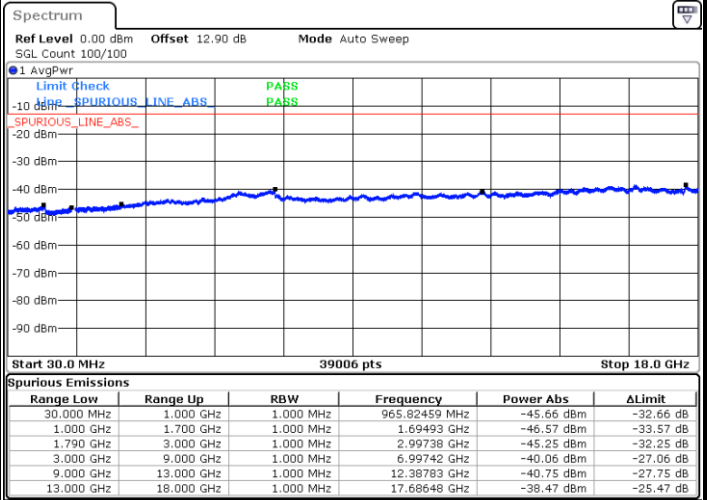
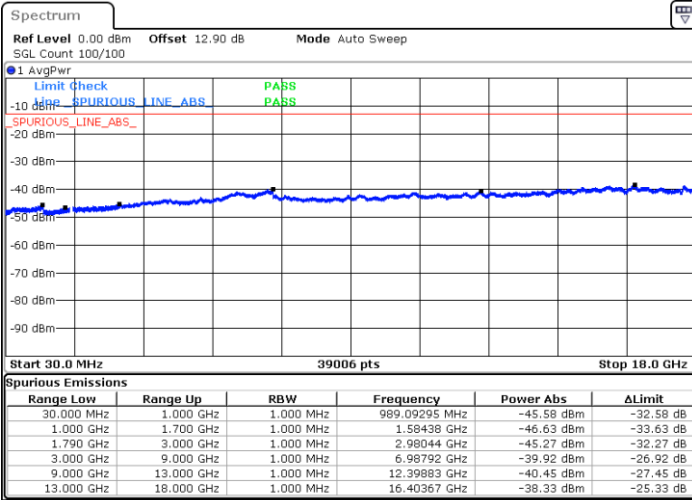
Date: 25.JAN.2018 22:37:51



LTE Band 66 / 10MHz

Middle Channel / QPSK

Middle Channel / 16QAM

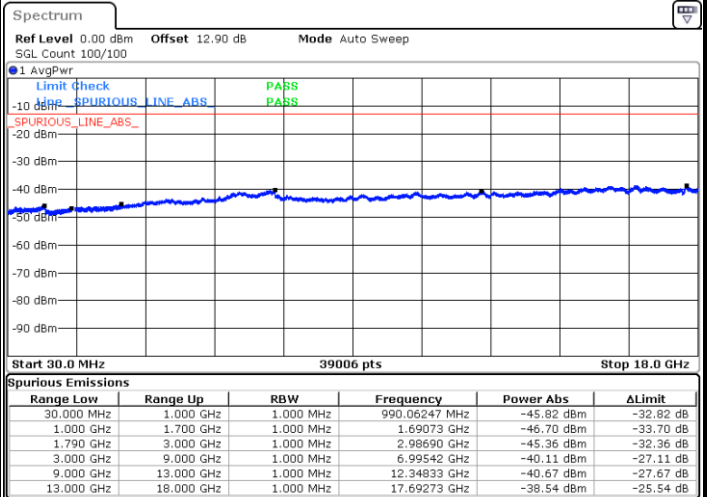
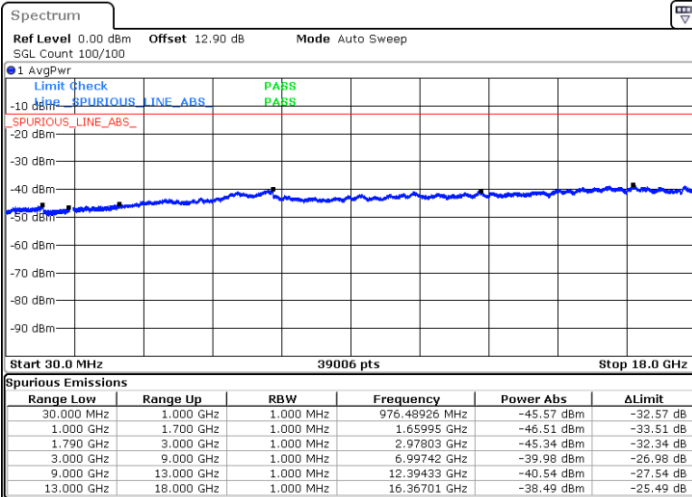


Date: 25.JAN.2018 22:39:24

Date: 25.JAN.2018 22:40:18

Highest Channel / QPSK

Highest Channel / 16QAM



Date: 25.JAN.2018 22:46:22

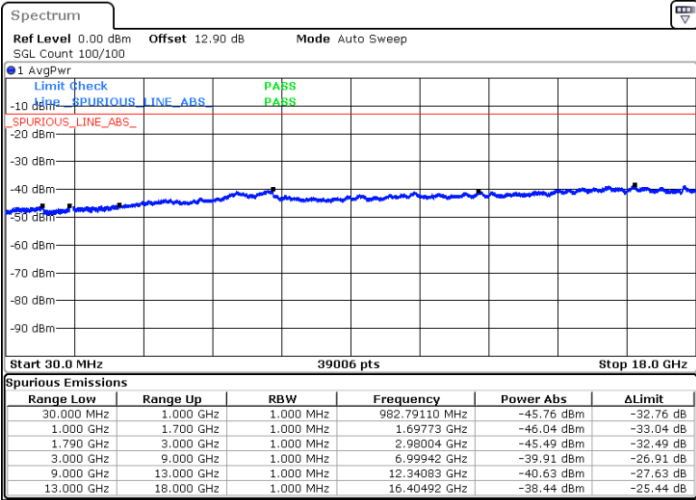
Date: 25.JAN.2018 22:47:16



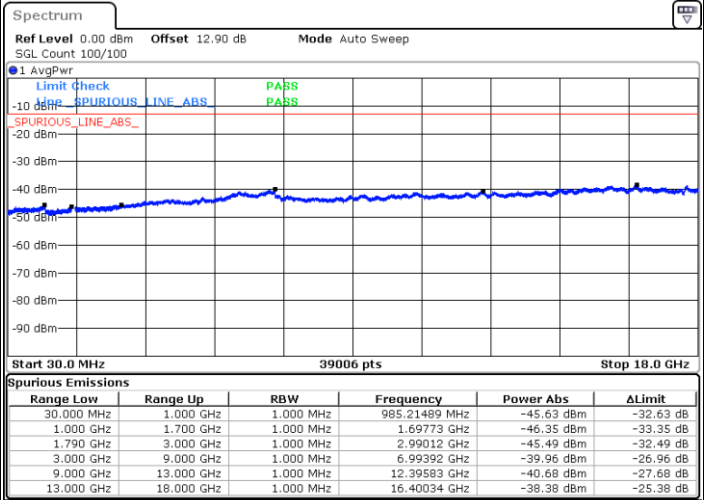
LTE Band 66 / 15MHz

Lowest Channel / QPSK

Lowest Channel / 16QAM



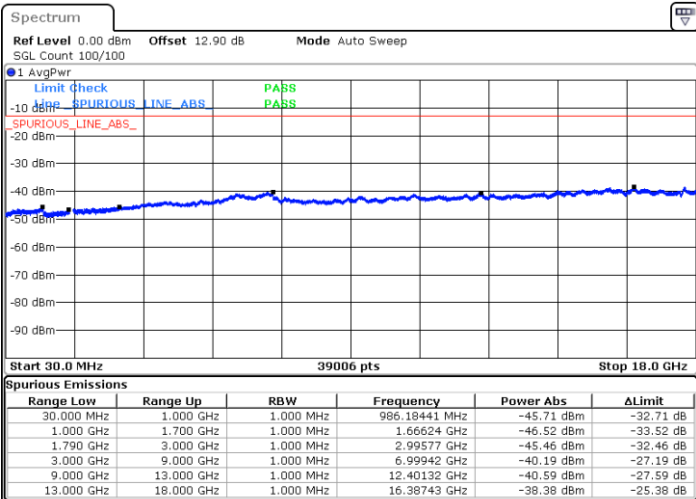
Date: 25.JAN.2018 22:55:38



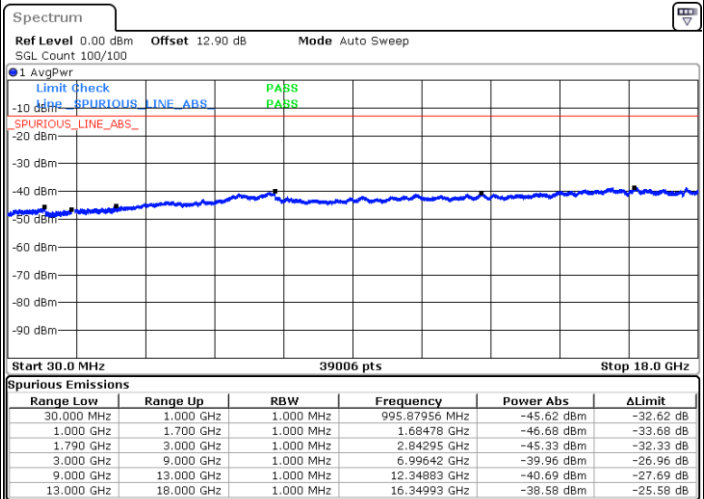
Date: 25.JAN.2018 22:56:32

Middle Channel / QPSK

Middle Channel / 16QAM



Date: 25.JAN.2018 22:58:05



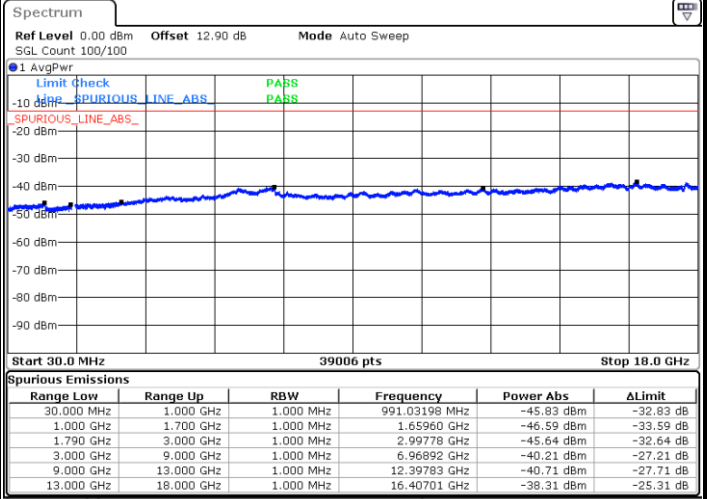
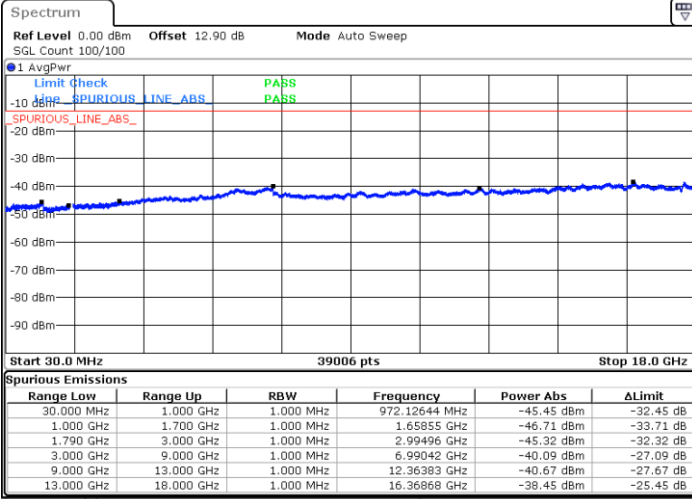
Date: 25.JAN.2018 22:58:59



LTE Band 66 / 15MHz

Highest Channel / QPSK

Highest Channel / 16QAM



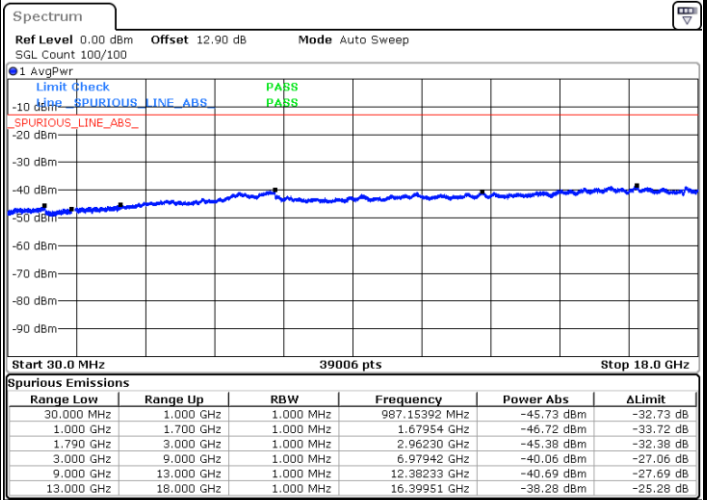
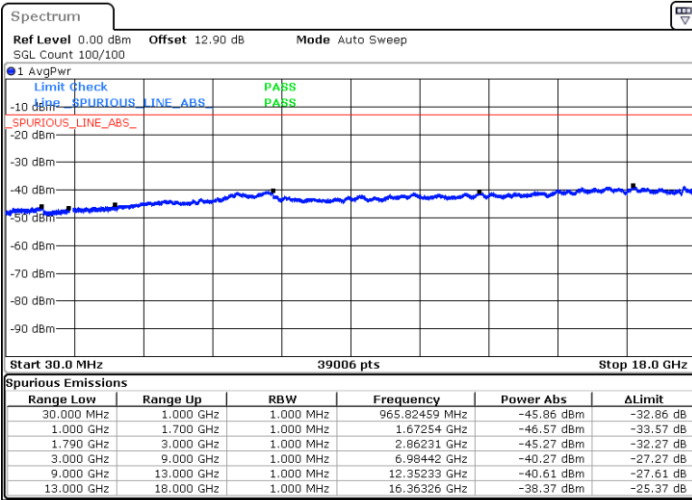
Date: 25.JAN.2018 23:05:03

Date: 25.JAN.2018 23:05:57

LTE Band 66 / 20MHz

Lowest Channel / QPSK

Lowest Channel / 16QAM



Date: 25.JAN.2018 23:12:02

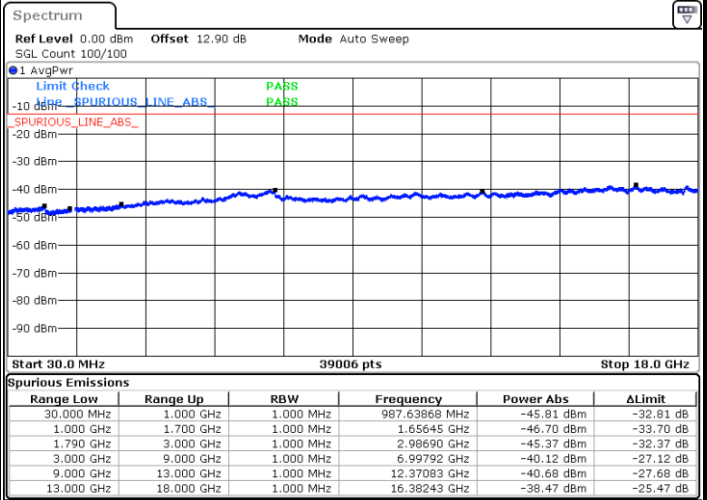
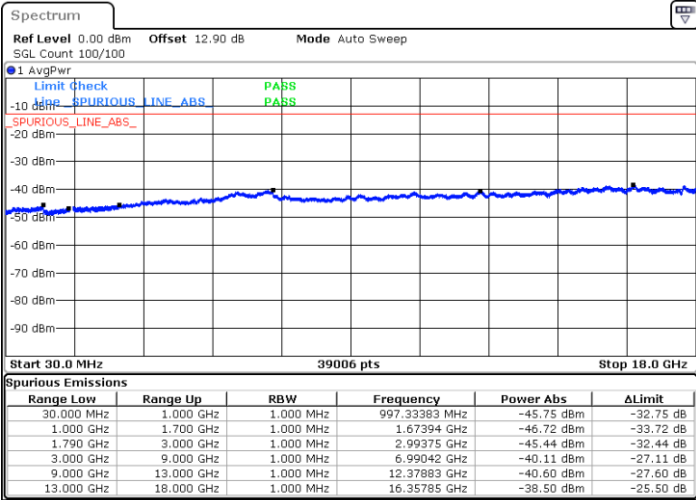
Date: 25.JAN.2018 23:12:55



LTE Band 66 / 20MHz

Middle Channel / QPSK

Middle Channel / 16QAM

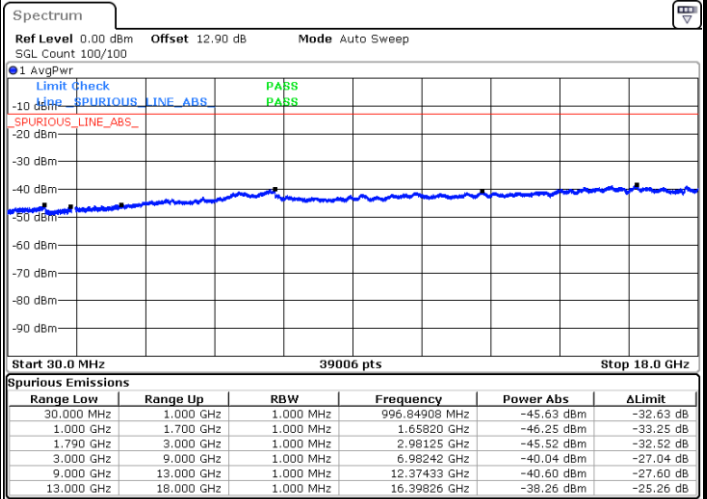
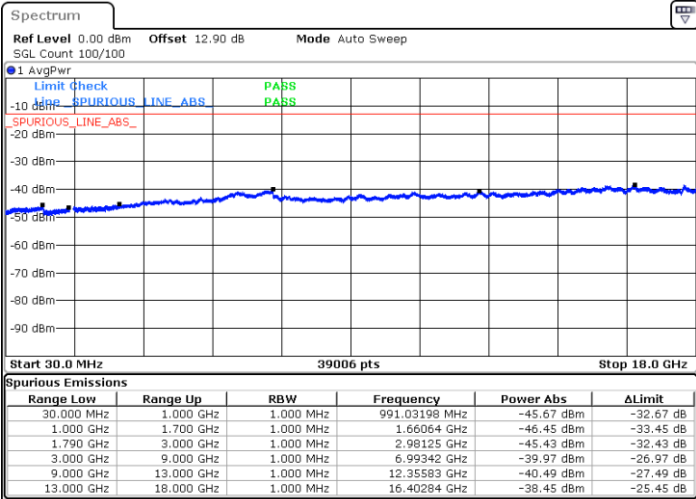


Date: 25.JAN.2018 23:14:28

Date: 25.JAN.2018 23:15:22

Highest Channel / QPSK

Highest Channel / 16QAM



Date: 25.JAN.2018 23:21:27

Date: 25.JAN.2018 23:22:21



Frequency Stability

Test Conditions		LTE Band 66 (QPSK) / Middle Channel	Limit
Temperature (°C)	Voltage (Volt)	BW 10MHz	Note 2.
		Deviation (ppm)	Result
50	Normal Voltage	0.0006	PASS
40	Normal Voltage	0.0048	
30	Normal Voltage	0.0009	
20(Ref.)	Normal Voltage	0.0000	
10	Normal Voltage	0.0001	
0	Normal Voltage	0.0009	
-10	Normal Voltage	0.0006	
-20	Normal Voltage	0.0000	
-30	Normal Voltage	0.0007	
20	Maximum Voltage	0.0030	
20	Normal Voltage	0.0000	
20	Battery End Point	0.0028	

Note:

1. Normal Voltage =3.8 V. ; Battery End Point (BEP) =3.5 V. ; Maximum Voltage =4.4 V.
2. Note: The frequency fundamental emissions stay within the authorized frequency block.



Appendix B. Test Results of ERP/EIRP and Radiated Test

ERP/EIRP

LTE Band 2 / 1.4MHz (Average) (GT - LC = 1.82 dB)							
Channel	Mode	RB		Conducted		EIRP	
		Size	Offset	Power (dBm)	Power (Watts)	EIRP(dBm)	EIRP(W)
Lowest	QPSK	1	5	22.69	0.1858	24.51	0.2825
Middle		1	5	23.05	0.2018	24.87	0.3069
Highest		1	5	22.75	0.1884	24.57	0.2864
Lowest	16QAM	1	3	22.04	0.1600	23.86	0.2432
Middle		1	3	22.32	0.1706	24.14	0.2594
Highest		1	3	22.10	0.1622	23.92	0.2466
Limit	EIRP < 2W			Result		PASS	

LTE Band 2 / 3MHz (Average) (GT - LC = 1.82 dB)							
Channel	Mode	RB		Conducted		EIRP	
		Size	Offset	Power (dBm)	Power (Watts)	EIRP(dBm)	EIRP(W)
Lowest	QPSK	1	8	22.81	0.1910	24.63	0.2904
Middle		1	8	23.09	0.2037	24.91	0.3097
Highest		1	8	22.86	0.1932	24.68	0.2938
Lowest	16QAM	1	0	22.09	0.1618	23.91	0.2460
Middle		1	0	22.42	0.1746	24.24	0.2655
Highest		1	0	22.23	0.1671	24.05	0.2541
Limit	EIRP < 2W			Result		PASS	

LTE Band 2 / 5MHz (Average) (GT - LC = 1.82 dB)							
Channel	Mode	RB		Conducted		EIRP	
		Size	Offset	Power (dBm)	Power (Watts)	EIRP(dBm)	EIRP(W)
Lowest	QPSK	1	12	22.76	0.1888	24.58	0.2871
Middle		1	12	23.07	0.2028	24.89	0.3083
Highest		1	12	22.86	0.1932	24.68	0.2938
Lowest	16QAM	1	0	22.28	0.1690	24.10	0.2570
Middle		1	0	22.61	0.1824	24.43	0.2773
Highest		1	0	22.35	0.1718	24.17	0.2612
Limit	EIRP < 2W			Result		PASS	



LTE Band 2 / 10MHz (Average) (GT - LC = 1.82 dB)							
Channel	Mode	RB		Conducted		EIRP	
		Size	Offset	Power (dBm)	Power (Watts)	EIRP(dBm)	EIRP(W)
Lowest	QPSK	1	25	22.85	0.1928	24.67	0.2931
Middle		1	25	23.05	0.2018	24.87	0.3069
Highest		1	25	23.02	0.2004	24.84	0.3048
Lowest	16QAM	1	0	22.23	0.1671	24.05	0.2541
Middle		1	0	22.57	0.1807	24.39	0.2748
Highest		1	0	22.46	0.1762	24.28	0.2679
Limit	EIRP < 2W			Result		PASS	

LTE Band 2 / 15MHz (Average) (GT - LC = 1.82 dB)							
Channel	Mode	RB		Conducted		EIRP	
		Size	Offset	Power (dBm)	Power (Watts)	EIRP(dBm)	EIRP(W)
Lowest	QPSK	1	37	22.76	0.1888	24.58	0.2871
Middle		1	37	23.05	0.2018	24.87	0.3069
Highest		1	37	22.57	0.1807	24.39	0.2748
Lowest	16QAM	1	0	22.29	0.1694	24.11	0.2576
Middle		1	0	22.52	0.1786	24.34	0.2716
Highest		1	0	22.32	0.1706	24.14	0.2594
Limit	EIRP < 2W			Result		PASS	

LTE Band 2 / 20MHz (Average) (GT - LC = 1.82 dB)							
Channel	Mode	RB		Conducted		EIRP	
		Size	Offset	Power (dBm)	Power (Watts)	EIRP(dBm)	EIRP(W)
Lowest	QPSK	1	49	22.92	0.1959	24.74	0.2979
Middle		1	49	23.10	0.2042	24.92	0.3105
Highest		1	49	22.95	0.1972	24.77	0.2999
Lowest	16QAM	1	0	22.18	0.1652	24.00	0.2512
Middle		1	0	22.30	0.1698	24.12	0.2582
Highest		1	0	22.42	0.1746	24.24	0.2655
Limit	EIRP < 2W			Result		PASS	



LTE Band 4 / 1.4MHz (Average) (GT - LC = 1.58 dB)							
Channel	Mode	RB		Conducted		EIRP	
		Size	Offset	Power (dBm)	Power (Watts)	EIRP(dBm)	EIRP(W)
Lowest	QPSK	3	3	22.64	0.1837	24.22	0.2642
Middle		3	3	22.77	0.1892	24.35	0.2723
Highest		3	3	23.06	0.2023	24.64	0.2911
Lowest	16QAM	1	0	21.86	0.1535	23.44	0.2208
Middle		1	0	21.90	0.1549	23.48	0.2228
Highest		1	0	22.47	0.1766	24.05	0.2541
Limit	EIRP < 1W			Result		PASS	

LTE Band 4 / 3MHz (Average) (GT - LC = 1.58 dB)							
Channel	Mode	RB		Conducted		EIRP	
		Size	Offset	Power (dBm)	Power (Watts)	EIRP(dBm)	EIRP(W)
Lowest	QPSK	1	8	22.60	0.1820	24.18	0.2618
Middle		1	8	22.79	0.1901	24.37	0.2735
Highest		1	8	23.10	0.2042	24.68	0.2938
Lowest	16QAM	1	8	21.92	0.1556	23.50	0.2239
Middle		1	8	21.99	0.1581	23.57	0.2275
Highest		1	8	22.33	0.1710	23.91	0.2460
Limit	EIRP < 1W			Result		PASS	

LTE Band 4 / 5MHz (Average) (GT - LC = 1.58 dB)							
Channel	Mode	RB		Conducted		EIRP	
		Size	Offset	Power (dBm)	Power (Watts)	EIRP(dBm)	EIRP(W)
Lowest	QPSK	1	24	22.70	0.1862	24.28	0.2679
Middle		1	24	22.92	0.1959	24.50	0.2818
Highest		1	24	23.04	0.2014	24.62	0.2897
Lowest	16QAM	1	0	22.05	0.1603	23.63	0.2307
Middle		1	0	22.02	0.1592	23.60	0.2291
Highest		1	0	22.44	0.1754	24.02	0.2523
Limit	EIRP < 1W			Result		PASS	



LTE Band 4 / 10MHz (Average) (GT - LC = 1.58 dB)							
Channel	Mode	RB		Conducted		EIRP	
		Size	Offset	Power (dBm)	Power (Watts)	EIRP(dBm)	EIRP(W)
Lowest	QPSK	1	49	23.13	0.2056	24.71	0.2958
Middle		1	49	23.27	0.2123	24.85	0.3055
Highest		1	49	23.32	0.2148	24.90	0.3090
Lowest	16QAM	1	49	22.29	0.1694	23.87	0.2438
Middle		1	49	22.50	0.1778	24.08	0.2559
Highest		1	49	22.67	0.1849	24.25	0.2661
Limit	EIRP < 1W			Result		PASS	

LTE Band 4 / 15MHz (Average) (GT - LC = 1.58 dB)							
Channel	Mode	RB		Conducted		EIRP	
		Size	Offset	Power (dBm)	Power (Watts)	EIRP(dBm)	EIRP(W)
Lowest	QPSK	1	37	22.27	0.1687	23.85	0.2427
Middle		1	37	22.50	0.1778	24.08	0.2559
Highest		1	37	22.85	0.1928	24.43	0.2773
Lowest	16QAM	1	37	21.80	0.1514	23.38	0.2178
Middle		1	37	21.91	0.1552	23.49	0.2234
Highest		1	37	22.23	0.1671	23.81	0.2404
Limit	EIRP < 1W			Result		PASS	

LTE Band 4 / 20MHz (Average) (GT - LC = 1.58 dB)							
Channel	Mode	RB		Conducted		EIRP	
		Size	Offset	Power (dBm)	Power (Watts)	EIRP(dBm)	EIRP(W)
Lowest	QPSK	1	49	22.90	0.1950	24.48	0.2805
Middle		1	49	22.95	0.1972	24.53	0.2838
Highest		1	49	22.86	0.1932	24.44	0.2780
Lowest	16QAM	1	49	21.76	0.1500	23.34	0.2158
Middle		1	49	21.97	0.1574	23.55	0.2265
Highest		1	49	22.17	0.1648	23.75	0.2371
Limit	EIRP < 1W			Result		PASS	



LTE Band 5 / 1.4MHz (Average) (GT - LC = -0.71 dB)							
Channel	Mode	RB		Conducted		ERP	
		Size	Offset	Power (dBm)	Power (Watts)	ERP(dBm)	ERP(W)
Lowest	QPSK	3	1	22.59	0.1816	19.73	0.0940
Middle		3	1	22.78	0.1897	19.92	0.0982
Highest		3	1	22.72	0.1871	19.86	0.0968
Lowest	16QAM	1	0	21.86	0.1535	19.00	0.0794
Middle		1	0	22.06	0.1607	19.20	0.0832
Highest		1	0	22.08	0.1614	19.22	0.0836
Limit	ERP < 7W			Result		PASS	

LTE Band 5 / 3MHz (Average) (GT - LC = -0.71 dB)							
Channel	Mode	RB		Conducted		ERP	
		Size	Offset	Power (dBm)	Power (Watts)	ERP(dBm)	ERP(W)
Lowest	QPSK	1	8	22.62	0.1828	19.76	0.0946
Middle		1	8	22.75	0.1884	19.89	0.0975
Highest		1	8	22.72	0.1871	19.86	0.0968
Lowest	16QAM	1	8	22.19	0.1656	19.33	0.0857
Middle		1	8	22.05	0.1603	19.19	0.0830
Highest		1	8	22.05	0.1603	19.19	0.0830
Limit	ERP < 7W			Result		PASS	

LTE Band 5 / 5MHz (Average) (GT - LC = -0.71 dB)							
Channel	Mode	RB		Conducted		ERP	
		Size	Offset	Power (dBm)	Power (Watts)	ERP(dBm)	ERP(W)
Lowest	QPSK	1	24	22.70	0.1862	19.84	0.0964
Middle		1	24	22.77	0.1892	19.91	0.0979
Highest		1	24	22.67	0.1849	19.81	0.0957
Lowest	16QAM	1	12	21.81	0.1517	18.95	0.0785
Middle		1	12	22.09	0.1618	19.23	0.0838
Highest		1	12	21.93	0.1560	19.07	0.0807
Limit	ERP < 7W			Result		PASS	



LTE Band 5 / 10MHz (Average) (GT - LC = -0.71 dB)							
Channel	Mode	RB		Conducted		ERP	
		Size	Offset	Power (dBm)	Power (Watts)	ERP(dBm)	ERP(W)
Lowest	QPSK	1	49	23.13	0.2056	20.27	0.1064
Middle		1	49	23.10	0.2042	20.24	0.1057
Highest		1	49	23.06	0.2023	20.20	0.1047
Lowest	16QAM	1	49	22.16	0.1644	19.30	0.0851
Middle		1	49	22.35	0.1718	19.49	0.0889
Highest		1	49	22.27	0.1687	19.41	0.0873
Limit	ERP < 7W			Result		PASS	



LTE Band 12 / 1.4MHz (Average) (GT - LC = -3.95 dB)							
Channel	Mode	RB		Conducted		ERP	
		Size	Offset	Power (dBm)	Power (Watts)	ERP(dBm)	ERP(W)
Lowest	QPSK	1	3	22.61	0.1824	16.51	0.0448
Middle		1	3	22.75	0.1884	16.65	0.0462
Highest		1	3	22.80	0.1905	16.70	0.0468
Lowest	16QAM	1	5	21.95	0.1567	15.85	0.0385
Middle		1	5	21.95	0.1567	15.85	0.0385
Highest		1	5	22.13	0.1633	16.03	0.0401
Limit	ERP < 3W			Result		PASS	

LTE Band 12 / 3MHz (Average) (GT - LC = -3.95 dB)							
Channel	Mode	RB		Conducted		ERP	
		Size	Offset	Power (dBm)	Power (Watts)	ERP(dBm)	ERP(W)
Lowest	QPSK	1	8	22.64	0.1837	16.54	0.0451
Middle		1	8	22.70	0.1862	16.60	0.0457
Highest		1	8	22.67	0.1849	16.57	0.0454
Lowest	16QAM	1	8	22.09	0.1618	15.99	0.0397
Middle		1	8	21.88	0.1542	15.78	0.0378
Highest		1	8	22.02	0.1592	15.92	0.0391
Limit	ERP < 3W			Result		PASS	

LTE Band 12 / 5MHz (Average) (GT - LC = -3.95 dB)							
Channel	Mode	RB		Conducted		ERP	
		Size	Offset	Power (dBm)	Power (Watts)	ERP(dBm)	ERP(W)
Lowest	QPSK	1	24	22.76	0.1888	16.66	0.0463
Middle		1	24	22.72	0.1871	16.62	0.0459
Highest		1	24	22.79	0.1901	16.69	0.0467
Lowest	16QAM	1	0	21.97	0.1574	15.87	0.0386
Middle		1	0	22.11	0.1626	16.01	0.0399
Highest		1	0	22.01	0.1589	15.91	0.0390
Limit	ERP < 3W			Result		PASS	



LTE Band 12 / 10MHz (Average) (GT - LC = -3.95 dB)							
Channel	Mode	RB		Conducted		ERP	
		Size	Offset	Power (dBm)	Power (Watts)	ERP(dBm)	ERP(W)
Lowest	QPSK	1	49	22.76	0.1888	16.66	0.0463
Middle		1	49	22.83	0.1919	16.73	0.0471
Highest		1	49	23.01	0.2000	16.91	0.0491
Lowest	16QAM	1	0	21.98	0.1578	15.88	0.0387
Middle		1	0	22.20	0.1660	16.10	0.0407
Highest		1	0	22.08	0.1614	15.98	0.0396
Limit	ERP < 3W			Result		PASS	



LTE Band 17 / 5MHz (Average) (GT - LC = -2.16 dB)							
Channel	Mode	RB		Conducted		ERP	
		Size	Offset	Power (dBm)	Power (Watts)	ERP(dBm)	ERP(W)
Lowest	QPSK	1	24	22.57	0.1807	18.26	0.0670
Middle		1	24	22.69	0.1858	18.38	0.0689
Highest		1	24	22.80	0.1905	18.49	0.0706
Lowest	16QAM	1	24	21.86	0.1535	17.55	0.0569
Middle		1	24	22.04	0.1600	17.73	0.0593
Highest		1	24	22.12	0.1629	17.81	0.0604
Limit	ERP < 3W			Result		PASS	

LTE Band 17 / 10MHz (Average) (GT - LC = -2.16 dB)							
Channel	Mode	RB		Conducted		ERP	
		Size	Offset	Power (dBm)	Power (Watts)	ERP(dBm)	ERP(W)
Lowest	QPSK	1	49	22.83	0.1919	18.52	0.0711
Middle		1	49	22.99	0.1991	18.68	0.0738
Highest		1	49	23.21	0.2094	18.90	0.0776
Lowest	16QAM	1	49	22.16	0.1644	17.85	0.0610
Middle		1	49	22.19	0.1656	17.88	0.0614
Highest		1	49	22.14	0.1637	17.83	0.0607
Limit	ERP < 3W			Result		PASS	



LTE Band 66 / 1.4MHz (Average) (GT - LC = 1.58 dB)							
Channel	Mode	RB		Conducted		EIRP	
		Size	Offset	Power (dBm)	Power (Watts)	EIRP(dBm)	EIRP(W)
Lowest	QPSK	1	3	22.64	0.1837	24.22	0.2642
Middle		1	3	22.84	0.1923	24.42	0.2767
Highest		1	3	22.76	0.1888	24.34	0.2716
Lowest	16QAM	1	0	21.78	0.1507	23.36	0.2168
Middle		1	0	22.03	0.1596	23.61	0.2296
Highest		1	0	22.24	0.1675	23.82	0.2410
Limit	EIRP < 1W			Result		PASS	

LTE Band 66 / 3MHz (Average) (GT - LC = 1.58 dB)							
Channel	Mode	RB		Conducted		EIRP	
		Size	Offset	Power (dBm)	Power (Watts)	EIRP(dBm)	EIRP(W)
Lowest	QPSK	1	8	22.49	0.1774	24.07	0.2553
Middle		1	8	22.79	0.1901	24.37	0.2735
Highest		1	8	22.85	0.1928	24.43	0.2773
Lowest	16QAM	1	0	21.91	0.1552	23.49	0.2234
Middle		1	0	22.11	0.1626	23.69	0.2339
Highest		1	0	22.21	0.1663	23.79	0.2393
Limit	EIRP < 1W			Result		PASS	

LTE Band 66 / 5MHz (Average) (GT - LC = 1.58 dB)							
Channel	Mode	RB		Conducted		EIRP	
		Size	Offset	Power (dBm)	Power (Watts)	EIRP(dBm)	EIRP(W)
Lowest	QPSK	1	12	22.53	0.1791	24.11	0.2576
Middle		1	12	22.84	0.1923	24.42	0.2767
Highest		1	12	22.98	0.1986	24.56	0.2858
Lowest	16QAM	1	0	22.00	0.1585	23.58	0.2280
Middle		1	0	22.17	0.1648	23.75	0.2371
Highest		1	0	22.31	0.1702	23.89	0.2449
Limit	EIRP < 1W			Result		PASS	



LTE Band 66 / 10MHz (Average) (GT - LC = 1.58 dB)							
Channel	Mode	RB		Conducted		EIRP	
		Size	Offset	Power (dBm)	Power (Watts)	EIRP(dBm)	EIRP(W)
Lowest	QPSK	1	49	23.09	0.2037	24.67	0.2931
Middle		1	49	23.23	0.2104	24.81	0.3027
Highest		1	49	23.33	0.2153	24.91	0.3097
Lowest	16QAM	1	49	22.19	0.1656	23.77	0.2382
Middle		1	49	22.52	0.1786	24.10	0.2570
Highest		1	49	22.36	0.1722	23.94	0.2477
Limit	EIRP < 1W			Result		PASS	

LTE Band 66 / 15MHz (Average) (GT - LC = 1.58 dB)							
Channel	Mode	RB		Conducted		EIRP	
		Size	Offset	Power (dBm)	Power (Watts)	EIRP(dBm)	EIRP(W)
Lowest	QPSK	1	74	22.57	0.1807	24.15	0.2600
Middle		1	74	22.89	0.1945	24.47	0.2799
Highest		1	74	23.02	0.2004	24.60	0.2884
Lowest	16QAM	1	0	22.12	0.1629	23.70	0.2344
Middle		1	0	22.23	0.1671	23.81	0.2404
Highest		1	0	22.33	0.1710	23.91	0.2460
Limit	EIRP < 1W			Result		PASS	

LTE Band 66 / 20MHz (Average) (GT - LC = 1.58 dB)							
Channel	Mode	RB		Conducted		EIRP	
		Size	Offset	Power (dBm)	Power (Watts)	EIRP(dBm)	EIRP(W)
Lowest	QPSK	1	99	23.24	0.2109	24.82	0.3034
Middle		1	99	23.14	0.2061	24.72	0.2965
Highest		1	99	23.34	0.2158	24.92	0.3105
Lowest	16QAM	1	99	22.04	0.1600	23.62	0.2301
Middle		1	99	22.30	0.1698	23.88	0.2443
Highest		1	99	22.29	0.1694	23.87	0.2438
Limit	EIRP < 1W			Result		PASS	



Radiated Spurious Emission



LTE Band 2

LTE Band 2 / 20MHz / QPSK									
Channel	Frequency (MHz)	EIRP (dBm)	Limit (dBm)	Over Limit (dB)	SPA Reading (dBm)	S.G. Power (dBm)	TX Cable loss (dB)	TX Antenna Gain (dBi)	Polarization (H/V)
Lowest	3700	-53.36	-13	-40.36	-66.15	-63.67	1.97	12.28	H
	5553	-58.33	-13	-45.33	-73.24	-68.46	2.14	12.27	H
	7404	-54.83	-13	-41.83	-72.87	-62.83	2.17	10.17	H
									H
									H
									H
									H
	3700	-52.09	-13	-39.09	-64.42	-62.40	1.97	12.28	V
	5553	-58.22	-13	-45.22	-73.14	-68.35	2.14	12.27	V
	7404	-55.10	-13	-42.10	-73.02	-63.10	2.17	10.17	V
									V
									V
									V
									V
Middle	3742	-54.73	-13	-41.73	-67.58	-64.99	2.00	12.25	H
	5613	-58.55	-13	-45.55	-73.34	-68.78	2.13	12.36	H
	7484	-54.56	-13	-41.56	-72.65	-62.46	2.12	10.03	H
									H
									H
									H
									H
	3742	-54.89	-13	-41.89	-67.25	-65.15	2.00	12.25	V
	5613	-58.62	-13	-45.62	-73.38	-68.85	2.13	12.36	V
	7484	-54.19	-13	-41.19	-72.55	-62.09	2.12	10.03	V
									V
									V
									V
									V



Highest	3784	-55.74	-13	-42.74	-68.67	-65.95	2.02	12.23	H
	5674	-58.19	-13	-45.19	-73.27	-68.52	2.11	12.44	H
	7564	-54.39	-13	-41.39	-72.71	-62.51	2.11	10.23	H
									H
									H
									H
									H
	3784	-55.76	-13	-42.76	-68.16	-65.97	2.02	12.23	V
	5674	-58.10	-13	-45.10	-73.15	-68.43	2.11	12.44	V
	7564	-54.39	-13	-41.39	-72.71	-62.51	2.11	10.23	V
									V
									V
									V
									V

Remark: Spurious emissions within 30-1000MHz were found more than 20dB below limit line.



LTE Band 4

LTE Band 4 / 10MHz / QPSK									
Channel	Frequency (MHz)	EIRP (dBm)	Limit (dBm)	Over Limit (dB)	SPA Reading (dBm)	S.G. Power (dBm)	TX Cable loss (dB)	TX Antenna Gain (dBi)	Polarization (H/V)
Lowest	3420	-58.92	-13	-45.92	-71.25	-69.28	1.80	12.16	H
	5131	-58.26	-13	-45.26	-72.75	-68.08	2.31	12.13	H
	6842	-56.29	-13	-43.29	-72.8	-64.98	2.37	11.06	H
									H
									H
									H
									H
	3420	-59.24	-13	-46.24	-71.38	-69.60	1.80	12.16	V
	5131	-58.06	-13	-45.06	-72.77	-67.88	2.31	12.13	V
	6842	-55.09	-13	-42.09	-72.8	-63.78	2.37	11.06	V
									V
									V
									V
									V
Middle	3455	-58.95	-13	-45.95	-71.54	-69.38	1.83	12.27	H
	5184	-58.80	-13	-45.80	-73.12	-68.65	2.28	12.14	H
	6912	-55.89	-13	-42.89	-72.47	-64.49	2.39	10.99	H
									H
									H
									H
									H
	3455	-59.17	-13	-46.17	-71.53	-69.60	1.83	12.27	V
	5184	-58.68	-13	-45.68	-73.24	-68.53	2.28	12.14	V
	6912	-55.09	-13	-42.09	-72.8	-63.69	2.39	10.99	V
									V
									V
									V
									V



Highest	3490	-58.50	-13	-45.50	-71.36	-69.01	1.86	12.37	H
	5236	-58.41	-13	-45.41	-72.78	-68.29	2.26	12.15	H
	6983	-56.13	-13	-43.13	-72.78	-64.63	2.41	10.92	H
									H
									H
									H
									H
	3490	-58.80	-13	-45.80	-71.48	-69.31	1.86	12.37	V
	5236	-58.51	-13	-45.51	-73.08	-68.39	2.26	12.15	V
	6983	-54.94	-13	-41.94	-72.66	-63.44	2.41	10.92	V
									V
									V
									V
									V

Remark: Spurious emissions within 30-1000MHz were found more than 20dB below limit line.



LTE Band 5

LTE Band 5 / 10MHz / QPSK									
Channel	Frequency (MHz)	ERP (dBm)	Limit (dBm)	Over Limit (dB)	SPA Reading (dBm)	S.G. Power (dBm)	TX Cable loss (dB)	TX Antenna Gain (dBi)	Polarization (H/V)
Lowest	1648	-60.38	-13	-47.38	-67.85	-65.77	1.23	8.76	H
	2472	-61.25	-13	-48.25	-71.25	-68.14	1.44	10.48	H
	3296	-59.48	-13	-46.48	-71.39	-67.42	1.70	11.79	H
									H
									H
									H
									H
	1648	-60.30	-13	-47.30	-66.79	-65.69	1.23	8.76	V
	2472	-61.58	-13	-48.58	-71.25	-68.47	1.44	10.48	V
	3296	-59.71	-13	-46.71	-71.42	-67.65	1.70	11.79	V
									V
									V
									V
									V
Middle	1664	-55.88	-13	-42.88	-63.25	-61.32	1.23	8.82	H
	2496	-61.34	-13	-48.34	-71.25	-68.25	1.44	10.50	H
	3328	-59.59	-13	-46.59	-71.4	-67.60	1.73	11.88	H
									H
									H
									H
									H
	1664	-57.46	-13	-44.46	-64	-62.90	1.23	8.82	V
	2496	-61.52	-13	-48.52	-71.07	-68.43	1.44	10.50	V
	3328	-59.58	-13	-46.58	-71.2	-67.59	1.73	11.88	V
									V
									V
									V
									V



Highest	1680	-57.50	-13	-44.50	-64.79	-63.00	1.24	8.88	H
	2520	-60.92	-13	-47.92	-70.84	-67.85	1.44	10.52	H
	3360	-59.78	-13	-46.78	-71.46	-67.85	1.76	11.98	H
									H
									H
									H
									H
	1680	-57.81	-13	-44.81	-64.41	-63.31	1.24	8.88	V
	2520	-61.44	-13	-48.44	-71.05	-68.37	1.44	10.52	V
	3360	-59.63	-13	-46.63	-71.13	-67.70	1.76	11.98	V
									V
									V
									V
									V

Remark: Spurious emissions within 30-1000MHz were found more than 20dB below limit line.



LTE Band 66

LTE Band 66 / 20MHz / QPSK										
Channel	Frequency (MHz)	EIRP (dBm)	Limit (dBm)	Over Limit (dB)	SPA Reading (dBm)	S.G. Power (dBm)	TX Cable loss (dB)	TX Antenna Gain (dBi)	Polarization (H/V)	
Lowest	3420	-59.46	-13	-46.46	-71.79	-69.82	1.80	12.16	H	
	5133	-58.46	-13	-45.46	-72.95	-68.28	2.31	12.13	H	
	6844	-57.00	-13	-44.00	-73.51	-65.69	2.37	11.06	H	
										H
										H
										H
										H
	3420	-59.84	-13	-46.84	-71.98	-70.20	1.80	12.16	V	
	5133	-58.30	-13	-45.30	-73.01	-68.12	2.31	12.13	V	
	6844	-55.78	-13	-42.78	-73.49	-64.47	2.37	11.06	V	
										V
										V
										V
										V
Middle	3472	-59.20	-13	-46.20	-71.93	-69.67	1.85	12.32	H	
	5208	-58.49	-13	-45.49	-72.82	-68.36	2.27	12.14	H	
	6944	-56.81	-13	-43.81	-73.46	-65.37	2.40	10.96	H	
										H
										H
										H
										H
	3472	-59.60	-13	-46.60	-72.07	-70.07	1.85	12.32	V	
	5208	-58.29	-13	-45.29	-72.84	-68.16	2.27	12.14	V	
	6944	-55.45	-13	-42.45	-73.17	-64.01	2.40	10.96	V	
										V
										V
										V
										V



Highest	3522	-59.57	-13	-46.57	-72.49	-70.08	1.88	12.39	H
	5283	-59.08	-13	-46.08	-73.59	-68.99	2.24	12.16	H
	7044	-56.65	-13	-43.65	-73.5	-65.08	2.39	10.82	H
									H
									H
									H
									H
	3522	-59.91	-13	-46.91	-72.51	-70.42	1.88	12.39	V
	5283	-58.61	-13	-45.61	-73.26	-68.52	2.24	12.16	V
	7044	-55.65	-13	-42.65	-73.38	-64.08	2.39	10.82	V
									V
									V
									V
									V

Remark: Spurious emissions within 30-1000MHz were found more than 20dB below limit line.



LTE Band 12

LTE Band 12 / 10MHz / QPSK									
Channel	Frequency (MHz)	ERP (dBm)	Limit (dBm)	Over Limit (dB)	SPA Reading (dBm)	S.G. Power (dBm)	TX Cable loss (dB)	TX Antenna Gain (dBi)	Polarization (H/V)
Highest	1416	-60.43	-13	-47.43	-70.11	-64.94	1.15	7.81	H
	2120	-58.58	-13	-45.58	-71.17	-65.25	1.38	10.20	H
	2824	-57.05	-13	-44.05	-70.63	-64.21	1.45	10.76	H
									H
									H
									H
									H
	1416	-60.59	-13	-47.59	-70.12	-65.10	1.15	7.81	V
	2120	-58.38	-13	-45.38	-71.12	-65.05	1.38	10.20	V
	2824	-57.09	-13	-44.09	-70.88	-64.25	1.45	10.76	V
									V
									V
									V
									V

Remark: Spurious emissions within 30-1000MHz were found more than 20dB below limit line.



LTE Band 17

LTE Band 17 / 10MHz / QPSK										
Channel	Frequency (MHz)	EIRP (dBm)	Limit (dBm)	Over Limit (dB)	SPA Reading (dBm)	S.G. Power (dBm)	TX Cable loss (dB)	TX Antenna Gain (dBi)	Polarization (H/V)	
Lowest	1408	-63.40	-13	-50.40	-73.05	-67.88	1.15	7.78	H	
	2112	-61.61	-13	-48.61	-73.83	-68.27	1.38	10.19	H	
	2818	-60.08	-13	-47.08	-73.53	-67.23	1.45	10.75	H	
										H
										H
										H
										H
	1408	-63.26	-13	-50.26	-72.76	-67.74	1.15	7.78	V	
	2112	-61.40	-13	-48.40	-73.73	-68.06	1.38	10.19	V	
	2818	-60.15	-13	-47.15	-73.81	-67.30	1.45	10.75	V	
										V
										V
										V
										V
Middle	1411	-63.26	-13	-50.26	-72.91	-67.75	1.15	7.79	H	
	2116	-61.48	-13	-48.48	-74.01	-68.14	1.38	10.19	H	
	2822	-59.86	-13	-46.86	-73.31	-67.01	1.45	10.76	H	
										H
										H
										H
										H
	1411	-63.27	-13	-50.27	-72.77	-67.76	1.15	7.79	V	
	2116	-61.46	-13	-48.46	-74.14	-68.12	1.38	10.19	V	
	2822	-60.10	-13	-47.10	-73.76	-67.25	1.45	10.76	V	
										V
										V
										V
										V



LTE Band 17 / 10MHz / QPSK									
Channel	Frequency (MHz)	ERP (dBm)	Limit (dBm)	Over Limit (dB)	SPA Reading (dBm)	S.G. Power (dBm)	TX Cable loss (dB)	TX Antenna Gain (dBi)	Polarization (H/V)
Highest	1416	-60.39	-13	-47.39	-70.07	-64.90	1.15	7.81	H
	2119	-59.03	-13	-46.03	-71.62	-65.70	1.38	10.20	H
	2826	-57.68	-13	-44.68	-71.26	-64.84	1.45	10.76	H
									H
									H
									H
									H
	1416	-59.44	-13	-46.44	-68.97	-63.95	1.15	7.81	V
	2119	-58.83	-13	-45.83	-71.57	-65.50	1.38	10.20	V
	2826	-57.55	-13	-44.55	-71.34	-64.71	1.45	10.76	V
									V
									V
									V
									V

Remark: Spurious emissions within 30-1000MHz were found more than 20dB below limit line.



Appendix C. Original Report

Please refer to Sporton report number FG7D2018B.