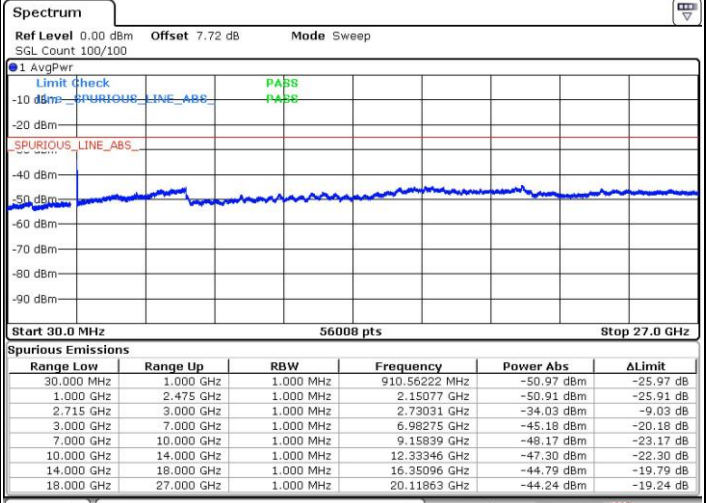
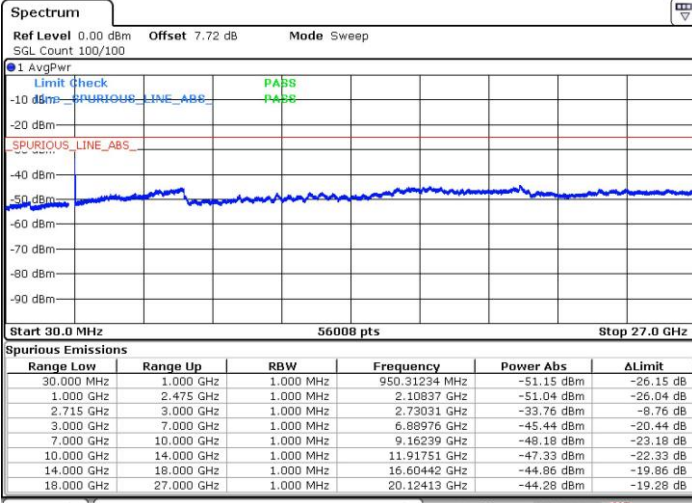




LTE Band 41 / 20MHz+20MHz

Highest Channel / QPSK

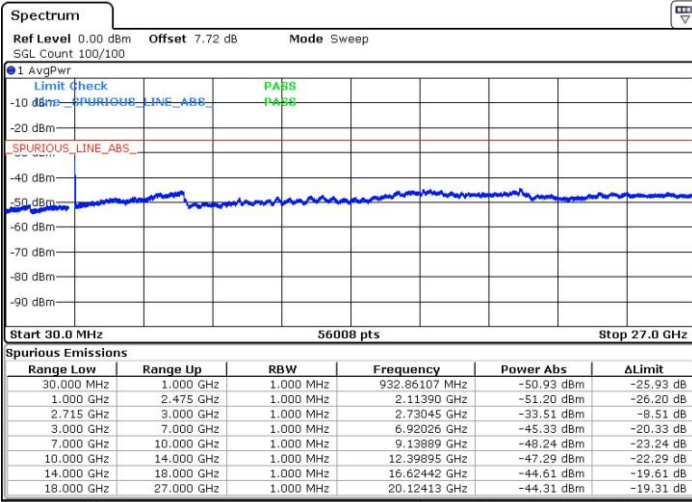
Highest Channel / 16QAM



Date: 7.MAR.2018 15:21:01

Date: 7.MAR.2018 15:22:05

Highest Channel / 64QAM



Date: 7.MAR.2018 15:26:10



Frequency Stability

Test Conditions		LTE Band 41 (QPSK) / Middle Channel	Limit
Temperature (°C)	Voltage (Volt)	BW 20+20MHz	Note 2.
		Deviation (ppm)	Result
50	Normal Voltage	0.01	PASS
40	Normal Voltage	-0.01	
30	Normal Voltage	0.00	
20(Ref.)	Normal Voltage	0.00	
10	Normal Voltage	0.01	
0	Normal Voltage	0.01	
-10	Normal Voltage	-0.01	
-20	Normal Voltage	0.00	
-30	Normal Voltage	0.00	
20	Maximum Voltage	0.01	
20	Normal Voltage	0.00	
20	Battery End Point	-0.01	

Note:

1. Normal Voltage =3.8 V. ; Battery End Point (BEP) =3.5 V. ; Maximum Voltage =4.4 V.
2. The frequency fundamental emissions stay within the authorized frequency block.



Appendix B. Test Results of EIRP and Radiated Test

EIRP

LTE Band 41 / 5MHz (Average) (GT - LC = 1.45 dB)							
Channel	Mode	RB		Conducted		EIRP	
		Size	Offset	Power (dBm)	Power (Watts)	EIRP(dBm)	EIRP(W)
Lowest	QPSK	1	24	24.71	0.2958	26.16	0.4130
Middle		1	24	24.60	0.2884	26.05	0.4027
Highest		1	24	24.53	0.2838	25.98	0.3963
Lowest	16QAM	1	0	23.27	0.2123	24.72	0.2965
Middle		1	0	23.35	0.2163	24.80	0.3020
Highest		1	0	23.08	0.2032	24.53	0.2838
Lowest	64QAM	1	0	22.74	0.1879	24.19	0.2624
Middle		1	0	22.80	0.1905	24.25	0.2661
Highest		1	0	22.48	0.1770	23.93	0.2472
Limit	EIRP < 2W			Result		PASS	

LTE Band 41 / 10MHz (Average) (GT - LC = 1.45 dB)							
Channel	Mode	RB		Conducted		EIRP	
		Size	Offset	Power (dBm)	Power (Watts)	EIRP(dBm)	EIRP(W)
Lowest	QPSK	1	49	24.72	0.2965	26.17	0.4140
Middle		1	49	24.96	0.3133	26.41	0.4375
Highest		1	49	24.88	0.3076	26.33	0.4295
Lowest	16QAM	1	49	23.56	0.2270	25.01	0.3170
Middle		1	49	23.39	0.2183	24.84	0.3048
Highest		1	49	23.29	0.2133	24.74	0.2979
Lowest	64QAM	1	49	22.86	0.1932	24.31	0.2698
Middle		1	49	22.87	0.1936	24.32	0.2704
Highest		1	49	22.67	0.1849	24.12	0.2582
Limit	EIRP < 2W			Result		PASS	

LTE Band 41 / 15MHz (Average) (GT - LC = 1.45 dB)							
Channel	Mode	RB		Conducted		EIRP	
		Size	Offset	Power (dBm)	Power (Watts)	EIRP(dBm)	EIRP(W)
Lowest	QPSK	1	74	24.93	0.3112	26.38	0.4345
Middle		1	74	24.56	0.2858	26.01	0.3990
Highest		1	74	24.60	0.2884	26.05	0.4027
Lowest	16QAM	1	74	23.90	0.2455	25.35	0.3428
Middle		1	74	23.71	0.2350	25.16	0.3281
Highest		1	74	23.30	0.2138	24.75	0.2985
Lowest	64QAM	1	0	22.95	0.1972	24.40	0.2754
Middle		1	0	22.97	0.1982	24.42	0.2767
Highest		1	0	22.81	0.1910	24.26	0.2667
Limit	EIRP < 2W			Result		PASS	



LTE Band 41 / 20MHz (Average) (GT - LC = 1.45 dB)							
Channel	Mode	RB		Conducted		EIRP	
		Size	Offset	Power (dBm)	Power (Watts)	EIRP(dBm)	EIRP(W)
Lowest	QPSK	1	99	24.79	0.3013	26.24	0.4207
Middle		1	99	24.58	0.2871	26.03	0.4009
Highest		1	99	24.54	0.2844	25.99	0.3972
Lowest	16QAM	1	99	23.50	0.2239	24.95	0.3126
Middle		1	99	23.21	0.2094	24.66	0.2924
Highest		1	99	23.28	0.2128	24.73	0.2972
Lowest	64QAM	1	99	22.93	0.1963	24.38	0.2742
Middle		1	99	22.87	0.1936	24.32	0.2704
Highest		1	99	22.68	0.1854	24.13	0.2588
Limit	EIRP < 2W			Result		PASS	



LTE Band 41_CA / 20 + 20 MHz (GT - LC = 1.45 dB)									
Channel	Mode	PCC		SCC		Conducted		EIRP	
		RB		RB		Power (dBm)	Power (Watts)	EIRP(dBm)	EIRP(W)
		Size	Offset	Size	Offset				
Lowest	QPSK	1	0	0	0	23.29	0.2133	24.74	0.2979
Middle		1	0	0	0	23.84	0.2421	25.29	0.3381
Highest		1	0	0	0	23.81	0.2404	25.26	0.3357
Lowest	16QAM	1	99	1	0	23.13	0.2056	24.58	0.2871
Middle		1	99	1	0	22.31	0.1702	23.76	0.2377
Highest		1	99	1	0	22.16	0.1644	23.61	0.2296
Lowest	64QAM	0	0	1	99	22.34	0.1714	23.79	0.2393
Middle		0	0	1	99	22.23	0.1671	23.68	0.2333
Highest		0	0	1	99	22.26	0.1683	23.71	0.2350
Limit	EIRP < 2W				Result		PASS		

LTE Band 41_CA / 20 + 15 MHz (GT - LC = 1.45 dB)									
Channel	Mode	PCC		SCC		Conducted		EIRP	
		RB		RB		Power (dBm)	Power (Watts)	EIRP(dBm)	EIRP(W)
		Size	Offset	Size	Offset				
Lowest	QPSK	1	99	1	0	23.13	0.2056	24.58	0.2871
Middle		1	99	1	0	22.21	0.1663	23.66	0.2323
Highest		1	99	1	0	21.03	0.1268	22.48	0.1770
Lowest	16QAM	1	99	1	0	22.91	0.1954	24.36	0.2729
Middle		1	99	1	0	22.13	0.1633	23.58	0.2280
Highest		1	99	1	0	21.56	0.1432	23.01	0.2000
Lowest	64QAM	100	0	75	0	21.48	0.1406	22.93	0.1963
Middle		100	0	75	0	21.63	0.1455	23.08	0.2032
Highest		100	0	75	0	21.82	0.1521	23.27	0.2123
Limit	EIRP < 2W				Result		PASS		

LTE Band 41_CA / 15 + 20 MHz (GT - LC = 1.45 dB)									
Channel	Mode	PCC		SCC		Conducted		EIRP	
		RB		RB		Power (dBm)	Power (Watts)	EIRP(dBm)	EIRP(W)
		Size	Offset	Size	Offset				
Lowest	QPSK	1	74	1	0	23.07	0.2028	24.52	0.2831
Middle		1	74	1	0	22.20	0.1660	23.65	0.2317
Highest		1	74	1	0	21.01	0.1262	22.46	0.1762
Lowest	16QAM	1	74	1	0	22.91	0.1954	24.36	0.2729
Middle		1	74	1	0	22.03	0.1596	23.48	0.2228
Highest		1	74	1	0	21.51	0.1416	22.96	0.1977
Lowest	64QAM	75	0	100	0	21.73	0.1489	23.18	0.2080
Middle		75	0	100	0	21.77	0.1503	23.22	0.2099
Highest		75	0	100	0	21.68	0.1472	23.13	0.2056
Limit	EIRP < 2W				Result		PASS		



LTE Band 41_CA / 20 + 10 MHz (GT - LC = 1.45 dB)									
Channel	Mode	PCC		SCC		Conducted		EIRP	
		RB		RB					
		Size	Offset	Size	Offset	Power (dBm)	Power (Watts)	EIRP(dBm)	EIRP(W)
Lowest	QPSK	1	99	1	0	23.08	0.2032	24.53	0.2838
Middle		1	99	1	0	22.19	0.1656	23.64	0.2312
Highest		1	99	1	0	20.98	0.1253	22.43	0.1750
Lowest	16QAM	1	99	1	0	23.00	0.1995	24.45	0.2786
Middle		1	99	1	0	22.05	0.1603	23.50	0.2239
Highest		1	99	1	0	21.57	0.1435	23.02	0.2004
Lowest	64QAM	100	0	50	0	21.80	0.1514	23.25	0.2113
Middle		100	0	50	0	21.73	0.1489	23.18	0.2080
Highest		100	0	50	0	21.61	0.1449	23.06	0.2023
Limit	EIRP < 2W				Result		PASS		

LTE Band 41_CA / 10 + 20 MHz (GT - LC = 1.45 dB)									
Channel	Mode	PCC		SCC		Conducted		EIRP	
		RB		RB					
		Size	Offset	Size	Offset	Power (dBm)	Power (Watts)	EIRP(dBm)	EIRP(W)
Lowest	QPSK	1	49	1	0	23.00	0.1995	24.45	0.2786
Middle		1	49	1	0	22.10	0.1622	23.55	0.2265
Highest		1	49	1	0	20.95	0.1245	22.40	0.1738
Lowest	16QAM	1	49	1	0	22.91	0.1954	24.36	0.2729
Middle		1	49	1	0	22.09	0.1618	23.54	0.2259
Highest		1	49	1	0	21.59	0.1442	23.04	0.2014
Lowest	64QAM	50	0	100	0	21.71	0.1483	23.16	0.2070
Middle		50	0	100	0	21.78	0.1507	23.23	0.2104
Highest		50	0	100	0	21.67	0.1469	23.12	0.2051
Limit	EIRP < 2W				Result		PASS		

LTE Band 41_CA / 20 + 5 MHz (GT - LC = 1.45 dB)									
Channel	Mode	PCC		SCC		Conducted		EIRP	
		RB		RB					
		Size	Offset	Size	Offset	Power (dBm)	Power (Watts)	EIRP(dBm)	EIRP(W)
Lowest	QPSK	1	99	1	0	23.00	0.1995	24.45	0.2786
Middle		1	99	1	0	22.13	0.1633	23.58	0.2280
Highest		1	99	1	0	20.98	0.1253	22.43	0.1750
Lowest	16QAM	1	99	1	0	22.85	0.1928	24.30	0.2692
Middle		1	99	1	0	22.12	0.1629	23.57	0.2275
Highest		1	99	1	0	21.62	0.1452	23.07	0.2028
Lowest	64QAM	100	0	25	0	21.86	0.1535	23.31	0.2143
Middle		100	0	25	0	21.75	0.1496	23.20	0.2089
Highest		100	0	25	0	21.76	0.1500	23.21	0.2094
Limit	EIRP < 2W				Result		PASS		



LTE Band 41_CA / 5 + 20 MHz (GT - LC = 1.45 dB)									
Channel	Mode	PCC		SCC		Conducted		EIRP	
		RB		RB		Power (dBm)	Power (Watts)	EIRP(dBm)	EIRP(W)
		Size	Offset	Size	Offset				
Lowest	QPSK	1	24	1	0	22.97	0.1982	24.42	0.2767
Middle		1	24	1	0	22.20	0.1660	23.65	0.2317
Highest		1	24	1	0	21.01	0.1262	22.46	0.1762
Lowest	16QAM	1	24	1	0	22.96	0.1977	24.41	0.2761
Middle		1	24	1	0	22.03	0.1596	23.48	0.2228
Highest		1	24	1	0	21.54	0.1426	22.99	0.1991
Lowest	64QAM	25	0	100	0	21.69	0.1476	23.14	0.2061
Middle		25	0	100	0	21.62	0.1452	23.07	0.2028
Highest		25	0	100	0	21.58	0.1439	23.03	0.2009
Limit	EIRP < 2W				Result		PASS		

LTE Band 41_CA / 15 + 15 MHz (GT - LC = 1.45 dB)									
Channel	Mode	PCC		SCC		Conducted		EIRP	
		RB		RB		Power (dBm)	Power (Watts)	EIRP(dBm)	EIRP(W)
		Size	Offset	Size	Offset				
Lowest	QPSK	1	74	1	0	23.01	0.2000	24.46	0.2793
Middle		1	74	1	0	22.08	0.1614	23.53	0.2254
Highest		1	74	1	0	20.96	0.1247	22.41	0.1742
Lowest	16QAM	1	74	1	0	22.92	0.1959	24.37	0.2735
Middle		1	74	1	0	22.10	0.1622	23.55	0.2265
Highest		1	74	1	0	21.56	0.1432	23.01	0.2000
Lowest	64QAM	75	0	75	0	21.74	0.1493	23.19	0.2084
Middle		75	0	75	0	21.75	0.1496	23.20	0.2089
Highest		75	0	75	0	21.62	0.1452	23.07	0.2028
Limit	EIRP < 2W				Result		PASS		



Radiated Spurious Emission

LTE Band 41

LTE Band 41 / 20M + 20MHz / QPSK									
Channel	Frequency (MHz)	EIRP (dBm)	Limit (dBm)	Over Limit (dB)	SPA Reading (dBm)	S.G. Power (dBm)	TX Cable loss (dB)	TX Antenna Gain (dBi)	Polarization (H/V)
Lowest	4995	-67.47	-25	-42.47	-57.71	-74.30	2.46	9.29	H
	7490	-60.42	-25	-35.42	-57.16	-69.61	3.01	12.20	H
	9990	-60.54	-25	-35.54	-60.31	-69.27	3.52	12.25	H
	4995	-65.18	-25	-40.18	-55.74	-72.01	2.46	9.29	V
	7490	-57.34	-25	-32.34	-54.13	-66.53	3.01	12.20	V
	9990	-60.96	-25	-35.96	-60.44	-69.69	3.52	12.25	V
Middle	5168	-64.30	-25	-39.30	-55.14	-71.13	2.46	9.29	H
	7752	-60.45	-25	-35.45	-57.73	-69.64	3.01	12.20	H
	10332	-61.25	-25	-36.25	-60.56	-69.98	3.52	12.25	H
	5168	-65.93	-25	-40.93	-56.77	-72.76	2.46	9.29	V
	7752	-57.37	-25	-32.37	-54.74	-66.56	3.01	12.20	V
	10332	-61.33	-25	-36.33	-60.82	-70.06	3.52	12.25	V
Highest	5344	-64.52	-25	-39.52	-56.01	-71.35	2.46	9.29	H
	8012	-61.15	-25	-36.15	-58.96	-70.34	3.01	12.20	H
	10683	-61.20	-25	-36.20	-60.25	-69.93	3.52	12.25	H
	5344	-67.11	-25	-42.11	-58.26	-73.94	2.46	9.29	V
	8012	-53.88	-25	-28.88	-51.82	-63.07	3.01	12.20	V
	10683	-60.91	-25	-35.91	-60.36	-69.64	3.52	12.25	V

Remark: Spurious emissions within 30-1000MHz were found more than 20dB below limit line.