

01_HAC T-Coil_GSM850_GSM Voice_Ch189_Z

Communication System: UID 0, Generic GSM (0); Frequency: 836.4 MHz

Medium: Air Medium parameters used: $\sigma = 0$ S/m, $\epsilon_r = 1$; $\rho = 0$ kg/m³

Ambient Temperature : 23.4 °C

DASY5 Configuration:

- Probe: AM1DV3 - 3106; ; Calibrated: 2017.11.28
- Sensor-Surface: 0mm (Fix Surface)
- Electronics: DAE4 Sn1386; Calibrated: 2017.07.20
- Phantom: HAC Test Arch with AMCC; Type: SD HAC P01 BA;
- Measurement SW: DASY52, Version 52.8 (8); SEMCAD X Version 14.6.10 (7331)

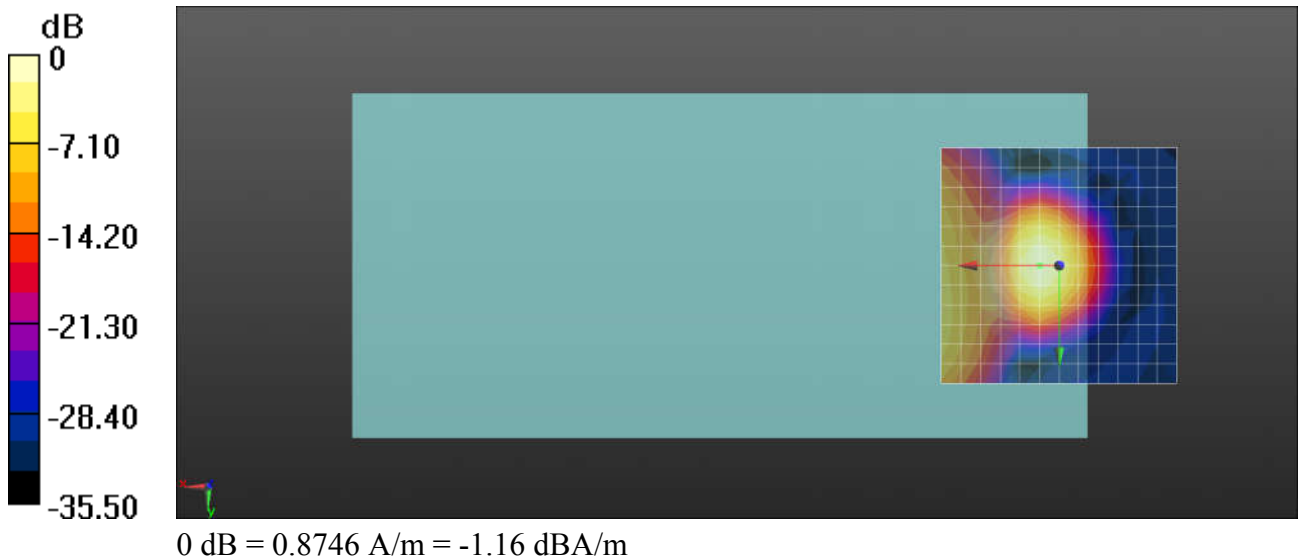
Ch189/z (axial) 4.2mm 50 x 50/ABM SNR(x,y,z) (13x13x1): Measurement grid: dx=10mm, dy=10mm

ABM1/ABM2 = 24.41 dB

ABM1 comp = -1.16 dBA/m

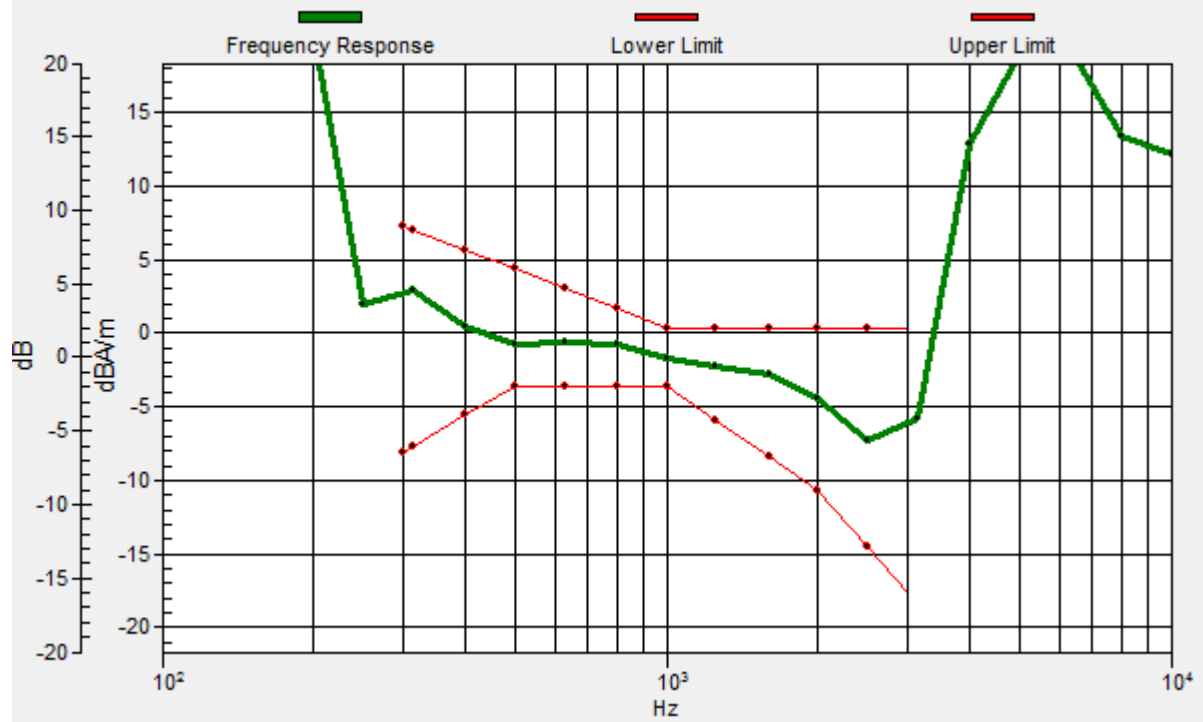
BWC Factor = 0.16 dB

Location: 4.2, 0, 3.7 mm



Ch189/z (axial) wideband at best S/N/ABM Freq Resp(x,y,z,f)

Loc: 4.2, 0, 3.7 mm Diff: 2dB



01_HAC T-Coil_GSM850_GSM Voice_Ch189_Y

Communication System: UID 0, Generic GSM (0); Frequency: 836.4 MHz

Medium: Air Medium parameters used: $\sigma = 0$ S/m, $\epsilon_r = 1$; $\rho = 0$ kg/m³

Ambient Temperature : 23.4 °C

DASY5 Configuration:

- Probe: AM1DV3 - 3106; ; Calibrated: 2017.11.28
- Sensor-Surface: 0mm (Fix Surface)
- Electronics: DAE4 Sn1386; Calibrated: 2017.07.20
- Phantom: HAC Test Arch with AMCC; Type: SD HAC P01 BA;
- Measurement SW: DASY52, Version 52.8 (8); SEMCAD X Version 14.6.10 (7331)

Ch189/y (transversal) 4.2mm 50 x 50/ABM SNR(x,y,z) (13x13x1): Measurement grid:


dx=10mm, dy=10mm

ABM1/ABM2 = 30.52 dB

ABM1 comp = -14.92 dBA/m

BWC Factor = 0.16 dB

Location: 0, 4.2, 3.7 mm



0 dB = 0.3393 A/m = -9.39 dBA/m

02_HAC T-Coil_GSM1900_GSM Voice_Ch661_Z

Communication System: UID 0, Generic GSM (0); Frequency: 1880 MHz

Medium: Air Medium parameters used: $\sigma = 0$ S/m, $\epsilon_r = 1$; $\rho = 0$ kg/m³

Ambient Temperature : 23.4 °C

DASY5 Configuration:

- Probe: AM1DV3 - 3106; ; Calibrated: 2017.11.28
- Sensor-Surface: 0mm (Fix Surface)
- Electronics: DAE4 Sn1386; Calibrated: 2017.07.20
- Phantom: HAC Test Arch with AMCC; Type: SD HAC P01 BA;
- Measurement SW: DASY52, Version 52.8 (8); SEMCAD X Version 14.6.10 (7331)


Ch661/z (axial) 4.2mm 50 x 50/ABM SNR(x,y,z) (13x13x1): Measurement grid: dx=10mm, dy=10mm

ABM1/ABM2 = 27.86 dB

ABM1 comp = -1.24 dBA/m

BWC Factor = 0.16 dB

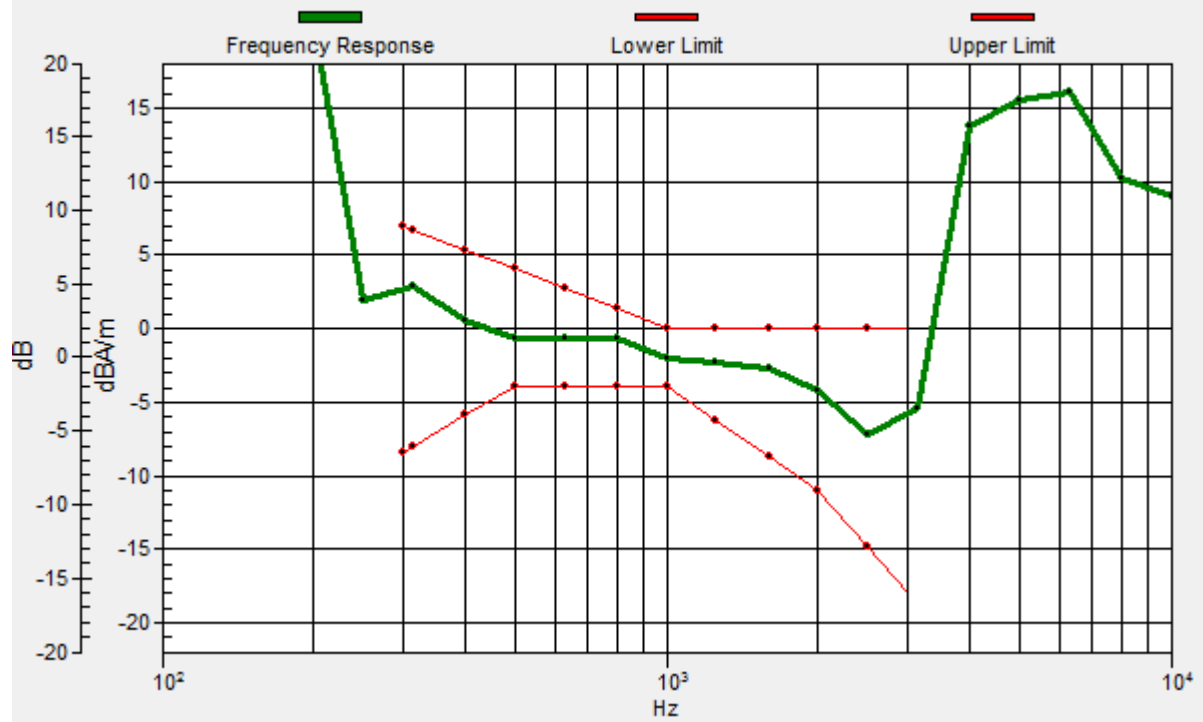
Location: 4.2, 0, 3.7 mm



0 dB = 0.8667 A/m = -1.24 dBA/m

Ch661/z (axial) wideband at best S/N/ABM Freq Resp(x,y,z,f)

Loc: 4.2, 0, 3.7 mm Diff: 1.98dB



02_HAC T-Coil_GSM1900_GSM Voice_Ch661_Y

Communication System: UID 0, Generic GSM (0); Frequency: 1880 MHz

Medium: Air Medium parameters used: $\sigma = 0$ S/m, $\epsilon_r = 1$; $\rho = 0$ kg/m³

Ambient Temperature : 23.4 °C

DASY5 Configuration:

- Probe: AM1DV3 - 3106; ; Calibrated: 2017.11.28
- Sensor-Surface: 0mm (Fix Surface)
- Electronics: DAE4 Sn1386; Calibrated: 2017.07.20
- Phantom: HAC Test Arch with AMCC; Type: SD HAC P01 BA;
- Measurement SW: DASY52, Version 52.8 (8); SEMCAD X Version 14.6.10 (7331)

Ch661/y (transversal) 4.2mm 50 x 50/ABM SNR(x,y,z) (13x13x1): Measurement grid:


dx=10mm, dy=10mm

ABM1/ABM2 = 31.27 dB

ABM1 comp = -14.97 dBA/m

BWC Factor = 0.16 dB

Location: 0, 4.2, 3.7 mm



0 dB = 0.3411 A/m = -9.34 dBA/m

03_HAC T-Coil_WCDMA V_AMR 12.2Kbps_Ch4182_Z

Communication System: UID 0, UMTS (0); Frequency: 836.4 MHz

Medium: Air Medium parameters used: $\sigma = 0$ S/m, $\epsilon_r = 1$; $\rho = 0$ kg/m³

Ambient Temperature : 23.4 °C

DASY5 Configuration:

- Probe: AM1DV3 - 3106; ; Calibrated: 2017.11.28
- Sensor-Surface: 0mm (Fix Surface)
- Electronics: DAE4 Sn1386; Calibrated: 2017.07.20
- Phantom: HAC Test Arch with AMCC; Type: SD HAC P01 BA;
- Measurement SW: DASY52, Version 52.8 (8); SEMCAD X Version 14.6.10 (7331)

Ch4182/z (axial) 4.2mm 50 x 50/ABM SNR(x,y,z) (13x13x1): Measurement grid:


dx=10mm, dy=10mm

ABM1/ABM2 = 43.34 dB

ABM1 comp = -3.06 dBA/m

BWC Factor = 0.16 dB

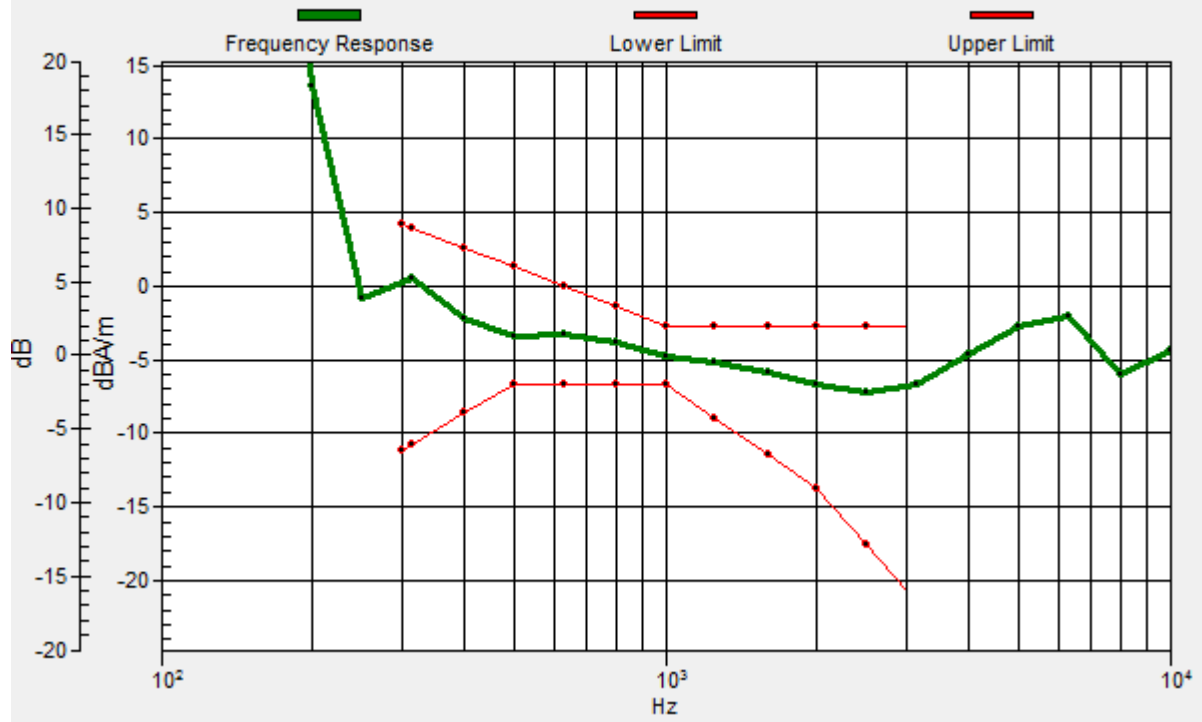
Location: 0, 0, 3.7 mm



0 dB = 0.8705 A/m = -1.20 dBA/m

Ch4182/z (axial) wideband at best S/N/ABM Freq Resp(x,y,z,f)

Loc: 0, 0, 3.7 mm Diff: 2dB



03_HAC T-Coil_WCDMA V_AMR 12.2Kbps_Ch4182_Y

Communication System: UID 0, UMTS (0); Frequency: 836.4 MHz

Medium: Air Medium parameters used: $\sigma = 0$ S/m, $\epsilon_r = 1$; $\rho = 0$ kg/m³

Ambient Temperature : 23.4 °C

DASY5 Configuration:

- Probe: AM1DV3 - 3106; ; Calibrated: 2017.11.28
- Sensor-Surface: 0mm (Fix Surface)
- Electronics: DAE4 Sn1386; Calibrated: 2017.07.20
- Phantom: HAC Test Arch with AMCC; Type: SD HAC P01 BA;
- Measurement SW: DASY52, Version 52.8 (8); SEMCAD X Version 14.6.10 (7331)

Ch4182/y (transversal) 4.2mm 50 x 50/ABM SNR(x,y,z) (13x13x1): Measurement grid:


dx=10mm, dy=10mm

ABM1/ABM2 = 39.06 dB

ABM1 comp = -11.81 dBA/m

BWC Factor = 0.16 dB

Location: 0, -12.5, 3.7 mm



0 dB = 0.3339 A/m = -9.53 dBA/m

04_HAC T-Coil_WCDMA IV_AMR 12.2Kbps_Ch1413_Z


Communication System: UID 0, UMTS (0); Frequency: 1732.6 MHz
Medium: Air Medium parameters used: $\sigma = 0$ S/m, $\epsilon_r = 1$; $\rho = 0$ kg/m³
Ambient Temperature : 23.4 °C

DASY5 Configuration:

- Probe: AM1DV3 - 3106; ; Calibrated: 2017.11.28
- Sensor-Surface: 0mm (Fix Surface)
- Electronics: DAE4 Sn1386; Calibrated: 2017.07.20
- Phantom: HAC Test Arch with AMCC; Type: SD HAC P01 BA;
- Measurement SW: DASY52, Version 52.8 (8); SEMCAD X Version 14.6.10 (7331)

Ch1413/z (axial) 4.2mm 50 x 50/ABM SNR(x,y,z) (13x13x1): Measurement grid:

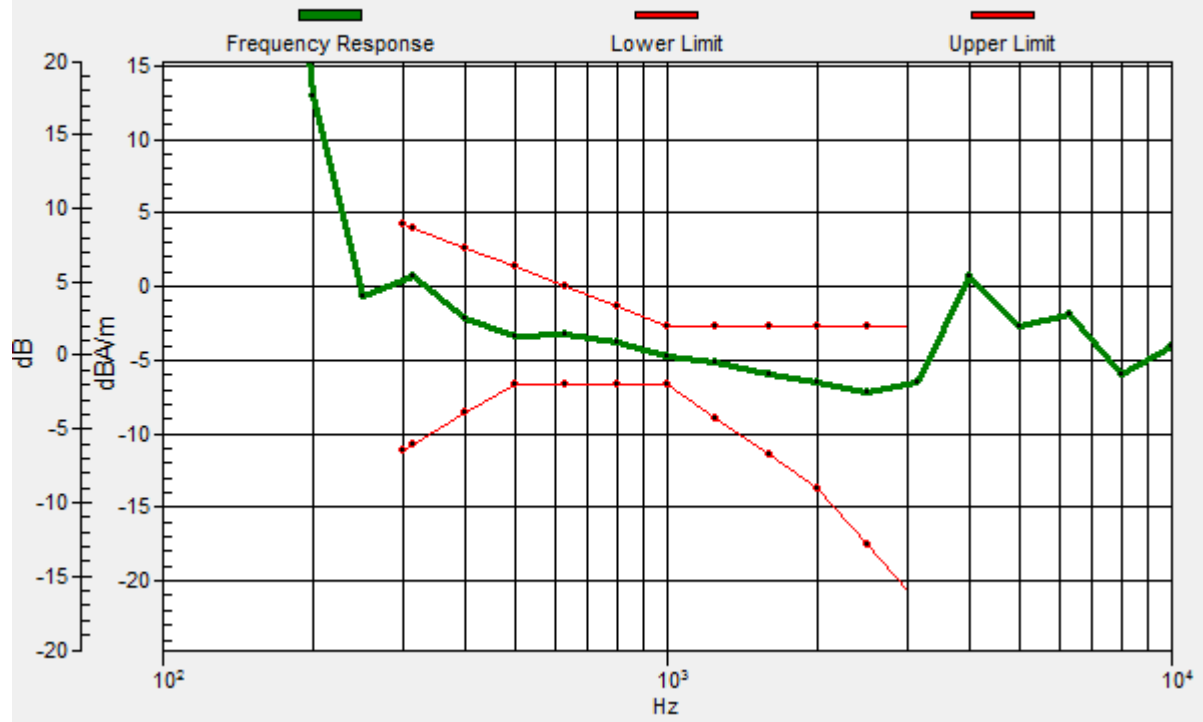
dx=10mm, dy=10mm
ABM1/ABM2 = 44.17 dB
ABM1 comp = -3.03 dBA/m
BWC Factor = 0.16 dB
Location: 0, 0, 3.7 mm



0 dB = 0.8815 A/m = -1.10 dBA/m

Ch1413/z (axial) wideband at best S/N/ABM Freq Resp(x,y,z,f)

Loc: 0, 0, 3.7 mm Diff: 2dB



04_HAC T-Coil_WCDMA IV_AMR 12.2Kbps_Ch1413_Y


Communication System: UID 0, UMTS (0); Frequency: 1732.6 MHz
Medium: Air Medium parameters used: $\sigma = 0$ S/m, $\epsilon_r = 1$; $\rho = 0$ kg/m³
Ambient Temperature : 23.4 °C

DASY5 Configuration:

- Probe: AM1DV3 - 3106; ; Calibrated: 2017.11.28
- Sensor-Surface: 0mm (Fix Surface)
- Electronics: DAE4 Sn1386; Calibrated: 2017.07.20
- Phantom: HAC Test Arch with AMCC; Type: SD HAC P01 BA;
- Measurement SW: DASY52, Version 52.8 (8); SEMCAD X Version 14.6.10 (7331)

Ch1413/y (transversal) 4.2mm 50 x 50/ABM SNR(x,y,z) (13x13x1): Measurement grid:

dx=10mm, dy=10mm
ABM1/ABM2 = 38.51 dB
ABM1 comp = -11.77 dBA/m
BWC Factor = 0.16 dB
Location: 0, -12.5, 3.7 mm



0 dB = 0.3359 A/m = -9.48 dBA/m

05_HAC T-Coil_WCDMA II_AMR 12.2Kbps_Ch9400_Z

Communication System: UID 0, UMTS (0); Frequency: 1880 MHz

Medium: Air Medium parameters used: $\sigma = 0$ S/m, $\epsilon_r = 1$; $\rho = 0$ kg/m³

Ambient Temperature : 23.4 °C

DASY5 Configuration:

- Probe: AM1DV3 - 3106; ; Calibrated: 2017.11.28
- Sensor-Surface: 0mm (Fix Surface)
- Electronics: DAE4 Sn1386; Calibrated: 2017.07.20
- Phantom: HAC Test Arch with AMCC; Type: SD HAC P01 BA;
- Measurement SW: DASY52, Version 52.8 (8); SEMCAD X Version 14.6.10 (7331)

Ch9400/z (axial) 4.2mm 50 x 50/ABM SNR(x,y,z) (13x13x1): Measurement grid:


dx=10mm, dy=10mm

ABM1/ABM2 = 43.39 dB

ABM1 comp = -3.02 dBA/m

BWC Factor = 0.16 dB

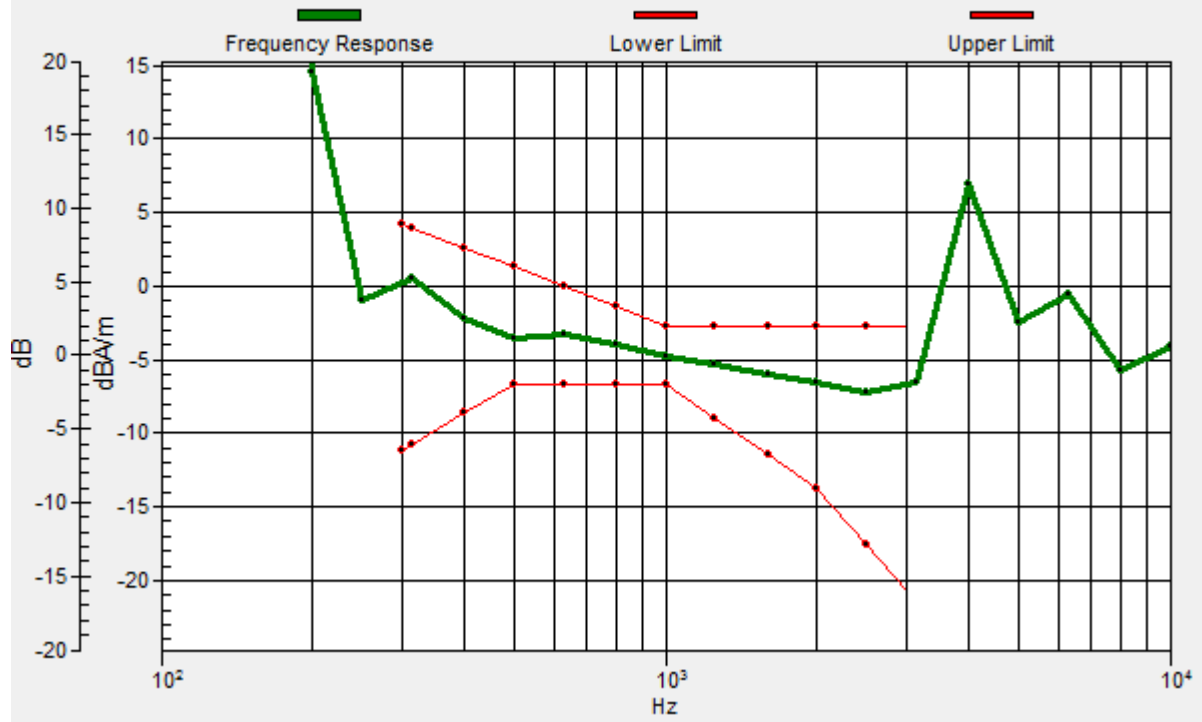
Location: 0, 0, 3.7 mm



0 dB = 0.8839 A/m = -1.07 dBA/m

Ch9400/z (axial) wideband at best S/N/ABM Freq Resp(x,y,z,f)

Loc: 0, 0, 3.7 mm Diff: 2dB



05_HAC T-Coil_WCDMA II_AMR 12.2Kbps_Ch9400_Y

Communication System: UID 0, UMTS (0); Frequency: 1880 MHz

Medium: Air Medium parameters used: $\sigma = 0$ S/m, $\epsilon_r = 1$; $\rho = 0$ kg/m³

Ambient Temperature : 23.4 °C

DASY5 Configuration:

- Probe: AM1DV3 - 3106; ; Calibrated: 2017.11.28
- Sensor-Surface: 0mm (Fix Surface)
- Electronics: DAE4 Sn1386; Calibrated: 2017.07.20
- Phantom: HAC Test Arch with AMCC; Type: SD HAC P01 BA;
- Measurement SW: DASY52, Version 52.8 (8); SEMCAD X Version 14.6.10 (7331)

Ch9400/y (transversal) 4.2mm 50 x 50/ABM SNR(x,y,z) (13x13x1): Measurement grid:


dx=10mm, dy=10mm

ABM1/ABM2 = 38.62 dB

ABM1 comp = -11.77 dBA/m

BWC Factor = 0.16 dB

Location: 0, -12.5, 3.7 mm



0 dB = 0.3361 A/m = -9.47 dBA/m

06_HAC T-Coil_CDMA BC0_RC4 SO68_Ch384_Z

Communication System: UID 0, CDMA2000 (0); Frequency: 836.52 MHz

Medium: Air Medium parameters used: $\sigma = 0$ S/m, $\epsilon_r = 1$; $\rho = 0$ kg/m³

Ambient Temperature : 23.4 °C

DASY5 Configuration:

- Probe: AM1DV3 - 3106; ; Calibrated: 2017.11.28
- Sensor-Surface: 0mm (Fix Surface)
- Electronics: DAE4 Sn1386; Calibrated: 2017.07.20
- Phantom: HAC Test Arch with AMCC; Type: SD HAC P01 BA;
- Measurement SW: DASY52, Version 52.8 (8); SEMCAD X Version 14.6.10 (7331)

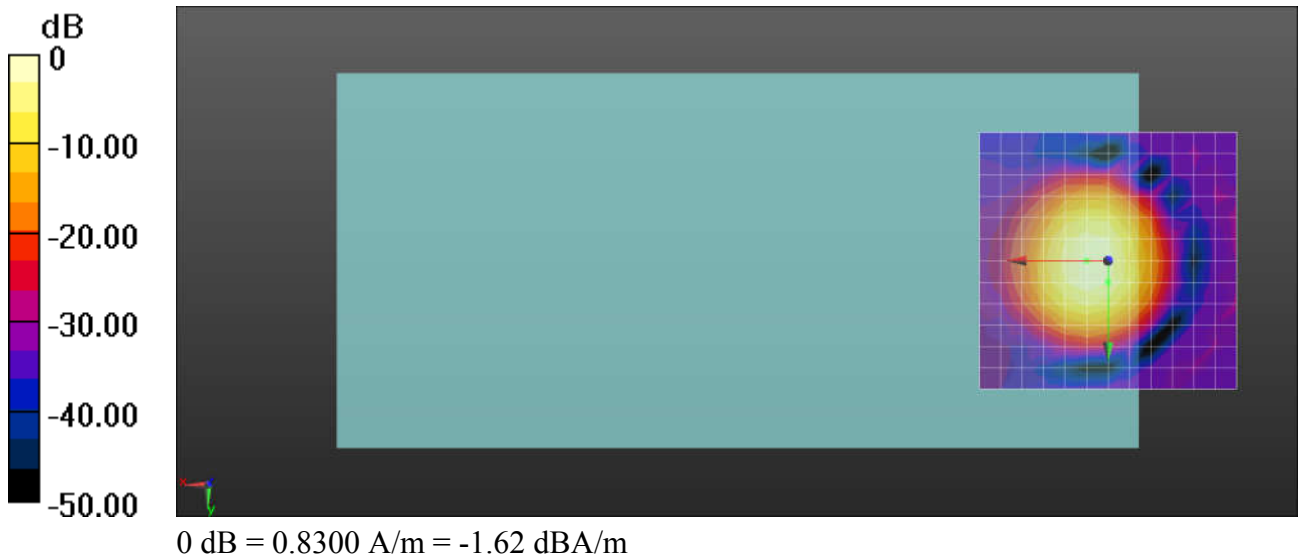
Ch384/z (axial) 4.2mm 50 x 50/ABM SNR(x,y,z) (13x13x1): Measurement grid: dx=10mm, dy=10mm

ABM1/ABM2 = 43.53 dB

ABM1 comp = -4.64 dBA/m

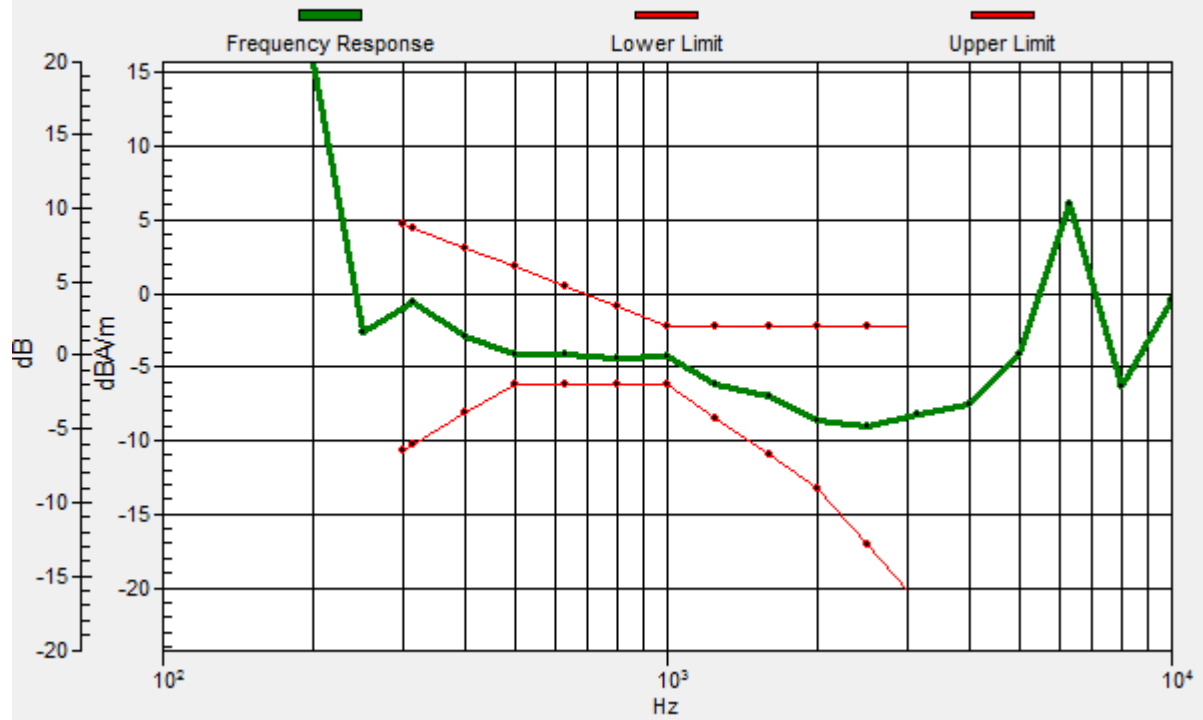
BWC Factor = 0.16 dB

Location: 0, 4.2, 3.7 mm



Ch384/z (axial) wideband at best S/N/ABM Freq Resp(x,y,z,f)

Loc: 0, 4.2, 3.7 mm Diff: 1.84dB



06_HAC T-Coil_CDMA BC0_RC4 SO68_Ch384_Y

Communication System: UID 0, CDMA2000 (0); Frequency: 836.52 MHz

Medium: Air Medium parameters used: $\sigma = 0$ S/m, $\epsilon_r = 1$; $\rho = 0$ kg/m³

Ambient Temperature : 23.4 °C

DASY5 Configuration:

- Probe: AM1DV3 - 3106; ; Calibrated: 2017.11.28
- Sensor-Surface: 0mm (Fix Surface)
- Electronics: DAE4 Sn1386; Calibrated: 2017.07.20
- Phantom: HAC Test Arch with AMCC; Type: SD HAC P01 BA;
- Measurement SW: DASY52, Version 52.8 (8); SEMCAD X Version 14.6.10 (7331)

Ch384/y (transversal) 4.2mm 50 x 50/ABM SNR(x,y,z) (13x13x1): Measurement grid:


dx=10mm, dy=10mm

ABM1/ABM2 = 40.33 dB

ABM1 comp = -10.71 dBA/m

BWC Factor = 0.16 dB

Location: 0, -8.3, 3.7 mm



0 dB = 0.3290 A/m = -9.66 dBA/m

07_HAC T-Coil_CDMA BC10_RC4 SO68_Ch580_Z

Communication System: UID 0, CDMA2000 (0); Frequency: 820.5 MHz

Medium: Air Medium parameters used: $\sigma = 0$ S/m, $\epsilon_r = 1$; $\rho = 0$ kg/m³

Ambient Temperature : 23.4 °C

DASY5 Configuration:

- Probe: AM1DV3 - 3106; ; Calibrated: 2017.11.28
- Sensor-Surface: 0mm (Fix Surface)
- Electronics: DAE4 Sn1386; Calibrated: 2017.07.20
- Phantom: HAC Test Arch with AMCC; Type: SD HAC P01 BA;
- Measurement SW: DASY52, Version 52.8 (8); SEMCAD X Version 14.6.10 (7331)


Ch580/z (axial) 4.2mm 50 x 50/ABM SNR(x,y,z) (13x13x1): Measurement grid: dx=10mm, dy=10mm

ABM1/ABM2 = 43.50 dB

ABM1 comp = -3.17 dBA/m

BWC Factor = 0.16 dB

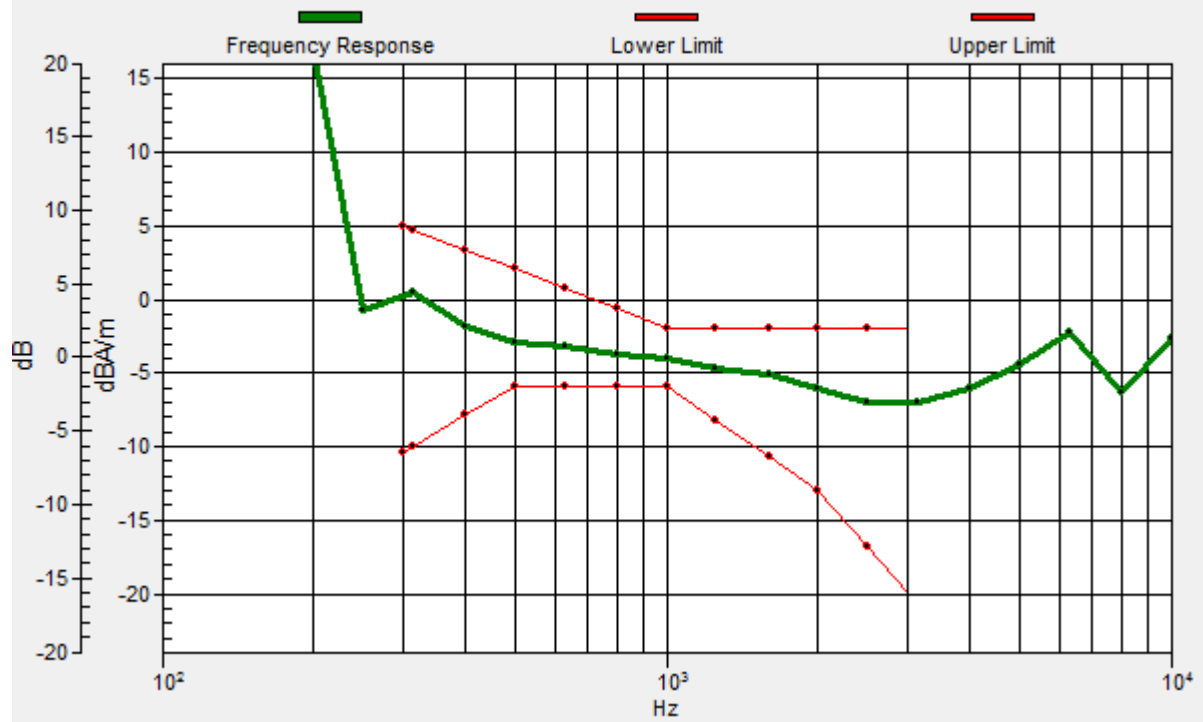
Location: 0, 0, 3.7 mm



0 dB = 0.8113 A/m = -1.82 dBA/m

Ch580/z (axial) wideband at best S/N/ABM Freq Resp(x,y,z,f)

Loc: 0, 0, 3.7 mm Diff: 2dB



07_HAC T-Coil_CDMA BC10_RC4 SO68_Ch580_Y

Communication System: UID 0, CDMA2000 (0); Frequency: 820.5 MHz

Medium: Air Medium parameters used: $\sigma = 0$ S/m, $\epsilon_r = 1$; $\rho = 0$ kg/m³

Ambient Temperature : 23.4 °C

DASY5 Configuration:

- Probe: AM1DV3 - 3106; ; Calibrated: 2017.11.28
- Sensor-Surface: 0mm (Fix Surface)
- Electronics: DAE4 Sn1386; Calibrated: 2017.07.20
- Phantom: HAC Test Arch with AMCC; Type: SD HAC P01 BA;
- Measurement SW: DASY52, Version 52.8 (8); SEMCAD X Version 14.6.10 (7331)

Ch580/y (transversal) 4.2mm 50 x 50/ABM SNR(x,y,z) (13x13x1): Measurement grid:


dx=10mm, dy=10mm

ABM1/ABM2 = 40.47 dB

ABM1 comp = -10.65 dBA/m

BWC Factor = 0.16 dB

Location: 0, -8.3, 3.7 mm



0 dB = 1.000 A/m = 0.00 dBA/m

08_HAC T-Coil_CDMA BC1_RC4 SO68_Ch600_Z

Communication System: UID 0, CDMA2000 (0); Frequency: 1880 MHz

Medium: Air Medium parameters used: $\sigma = 0$ S/m, $\epsilon_r = 1$; $\rho = 0$ kg/m³

Ambient Temperature : 23.4 °C

DASY5 Configuration:

- Probe: AM1DV3 - 3106; ; Calibrated: 2017.11.28
- Sensor-Surface: 0mm (Fix Surface)
- Electronics: DAE4 Sn1386; Calibrated: 2017.07.20
- Phantom: HAC Test Arch with AMCC; Type: SD HAC P01 BA;
- Measurement SW: DASY52, Version 52.8 (8); SEMCAD X Version 14.6.10 (7331)


Ch600/z (axial) 4.2mm 50 x 50/ABM SNR(x,y,z) (13x13x1): Measurement grid: dx=10mm, dy=10mm

ABM1/ABM2 = 43.97 dB

ABM1 comp = -3.26 dBA/m

BWC Factor = 0.16 dB

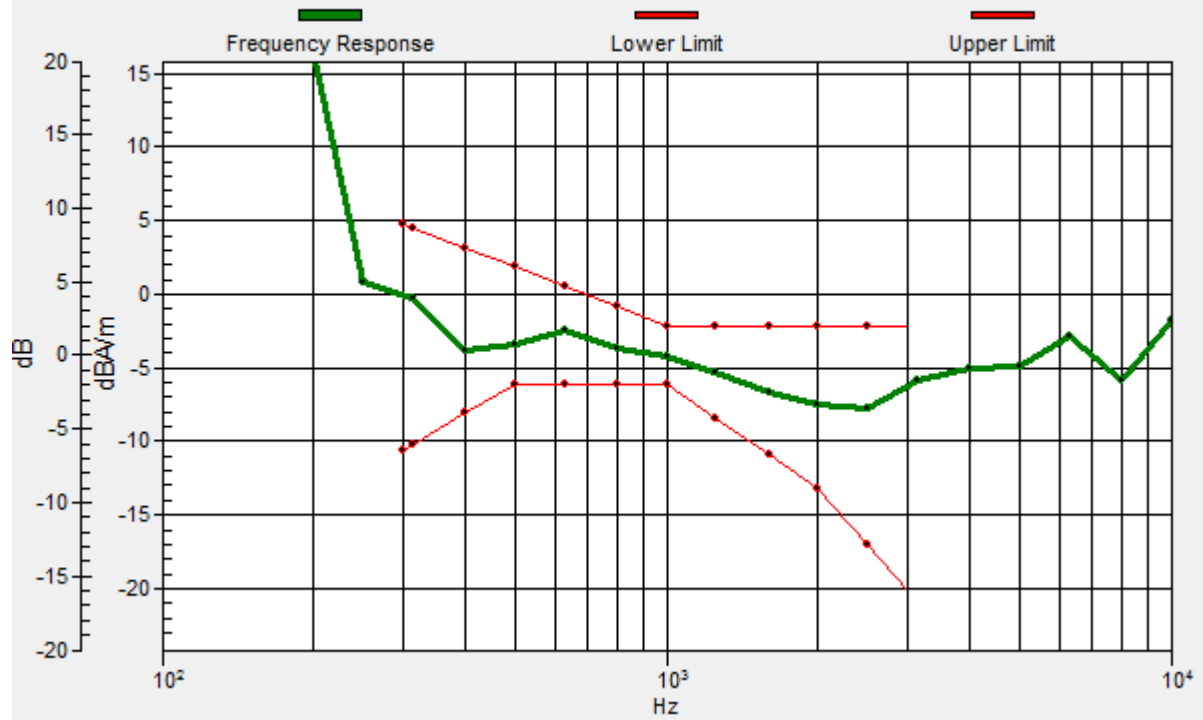
Location: 0, 0, 3.7 mm



0 dB = 0.8419 A/m = -1.49 dBA/m

Ch600/z (axial) wideband at best S/N/ABM Freq Resp(x,y,z,f)

Loc: 0, 0, 3.7 mm Diff: 2dB



08_HAC T-Coil_CDMA BC1_RC4 SO68_Ch600_Y

Communication System: UID 0, CDMA2000 (0); Frequency: 1880 MHz

Medium: Air Medium parameters used: $\sigma = 0$ S/m, $\epsilon_r = 1$; $\rho = 0$ kg/m³

Ambient Temperature : 23.4 °C

DASY5 Configuration:

- Probe: AM1DV3 - 3106; ; Calibrated: 2017.11.28
- Sensor-Surface: 0mm (Fix Surface)
- Electronics: DAE4 Sn1386; Calibrated: 2017.07.20
- Phantom: HAC Test Arch with AMCC; Type: SD HAC P01 BA;
- Measurement SW: DASY52, Version 52.8 (8); SEMCAD X Version 14.6.10 (7331)

Ch600/y (transversal) 4.2mm 50 x 50/ABM SNR(x,y,z) (13x13x1): Measurement grid:


dx=10mm, dy=10mm

ABM1/ABM2 = 38.66 dB

ABM1 comp = -10.71 dBA/m

BWC Factor = 0.16 dB

Location: 0, -8.3, 3.7 mm



0 dB = 0.3293 A/m = -9.65 dBA/m

09_HAC_T-Coil_LTE Band 2_20M_QPSK_1RB_0offset_AMR 6.6Kbps_Ch18900_Z

Communication System: UID 0, LTE (0); Frequency: 1880 MHz

Medium: Air Medium parameters used: $\sigma = 0$ S/m, $\epsilon_r = 1$; $\rho = 0$ kg/m³

Ambient Temperature : 23.4 °C

DASY5 Configuration:

- Probe: AM1DV3 - 3106; ; Calibrated: 2017.11.28
- Sensor-Surface: 0mm (Fix Surface)
- Electronics: DAE4 Sn1386; Calibrated: 2017.07.20
- Phantom: HAC Test Arch with AMCC; Type: SD HAC P01 BA;
- Measurement SW: DASY52, Version 52.8 (8); SEMCAD X Version 14.6.10 (7331)

Ch18900/z (axial) 4.2mm 50 x 50/ABM SNR(x,y,z) (13x13x1): Measurement grid:


dx=10mm, dy=10mm

ABM1/ABM2 = 38.82 dB

ABM1 comp = -4.47 dBA/m

BWC Factor = 0.15 dB

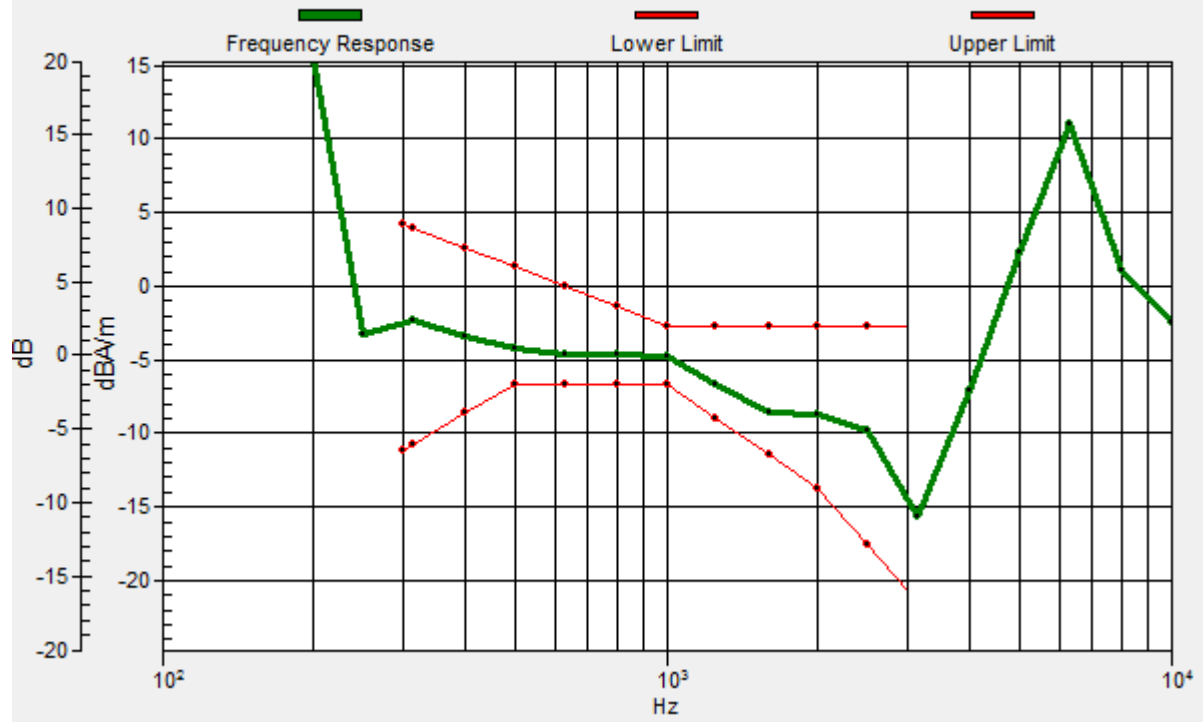
Location: 0, 0, 3.7 mm



0 dB = 0.7008 A/m = -3.09 dBA/m

Ch18900/z (axial) wideband at best S/N/ABM Freq Resp(x,y,z,f)

Loc: 0, 0, 3.7 mm Diff: 2dB



09_HAC_T-Coil_LTE Band 2_20M_QPSK_1RB_0offset_AMR 6.6Kbps_Ch18900_Y

Communication System: UID 0, LTE (0); Frequency: 1880 MHz

Medium: Air Medium parameters used: $\sigma = 0$ S/m, $\epsilon_r = 1$; $\rho = 0$ kg/m³

Ambient Temperature : 23.4 °C

DASY5 Configuration:

- Probe: AM1DV3 - 3106; ; Calibrated: 2017.11.28
- Sensor-Surface: 0mm (Fix Surface)
- Electronics: DAE4 Sn1386; Calibrated: 2017.07.20
- Phantom: HAC Test Arch with AMCC; Type: SD HAC P01 BA;
- Measurement SW: DASY52, Version 52.8 (8); SEMCAD X Version 14.6.10 (7331)

Ch18900/y (transversal) 4.2mm 50 x 50/ABM SNR(x,y,z) (13x13x1): Measurement grid:


dx=10mm, dy=10mm

ABM1/ABM2 = 29.85 dB

ABM1 comp = -16.96 dBA/m

BWC Factor = 0.15 dB

Location: -4.2, -12.5, 3.7 mm



0 dB = 0.2671 A/m = -11.47 dBA/m

10_HAC_T-Coil_LTE Band 4_20M_QPSK_1RB_0offset_AMR 6.6Kbps_Ch20175_Z

Communication System: UID 0, LTE (0); Frequency: 1732.5 MHz

Medium: Air Medium parameters used: $\sigma = 0$ S/m, $\epsilon_r = 1$; $\rho = 0$ kg/m³

Ambient Temperature : 23.4 °C

DASY5 Configuration:

- Probe: AM1DV3 - 3106; ; Calibrated: 2017.11.28
- Sensor-Surface: 0mm (Fix Surface)
- Electronics: DAE4 Sn1386; Calibrated: 2017.07.20
- Phantom: HAC Test Arch with AMCC; Type: SD HAC P01 BA;
- Measurement SW: DASY52, Version 52.8 (8); SEMCAD X Version 14.6.10 (7331)

Ch20175/z (axial) 4.2mm 50 x 50/ABM SNR(x,y,z) (13x13x1): Measurement grid:


dx=10mm, dy=10mm

ABM1/ABM2 = 38.85 dB

ABM1 comp = -4.83 dBA/m

BWC Factor = 0.15 dB

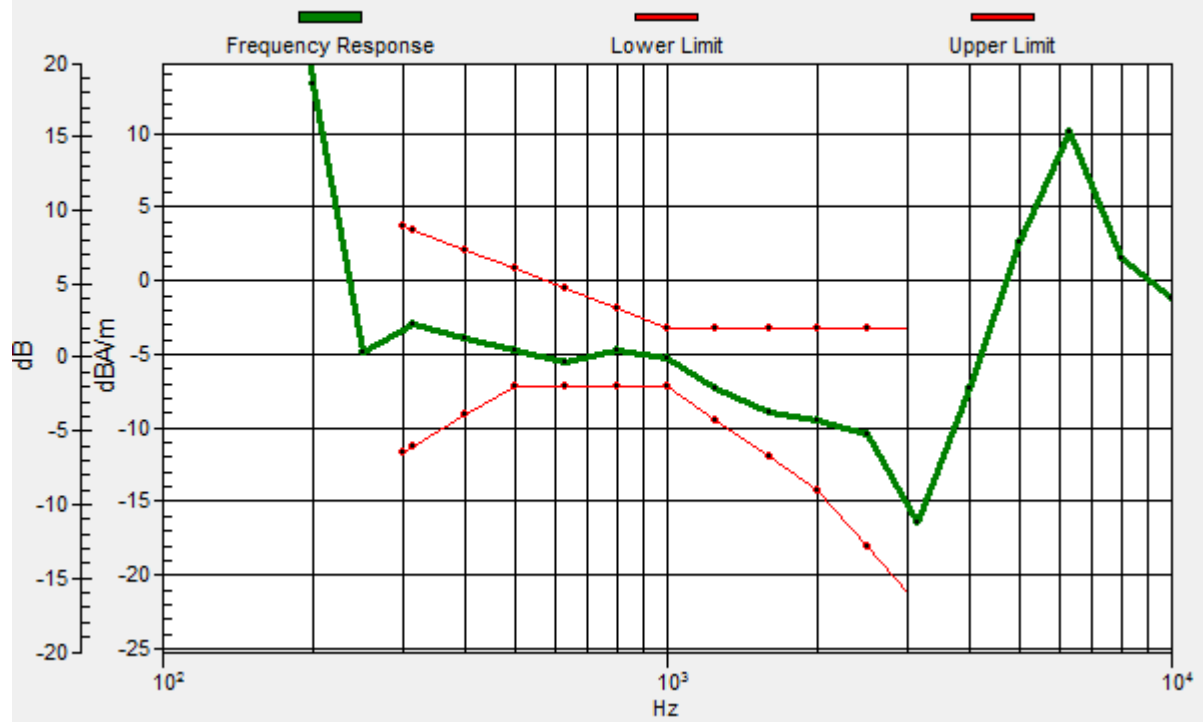
Location: 0, 0, 3.7 mm



0 dB = 0.6903 A/m = -3.22 dBA/m

Ch20175/z (axial) wideband at best S/N/ABM Freq Resp(x,y,z,f)

Loc: 0, 0, 3.7 mm Diff: 1.6dB



10_HAC_T-Coil_LTE Band 4_20M_QPSK_1RB_0offset_AMR 6.6Kbps_Ch20175_Y


Communication System: UID 0, LTE (0); Frequency: 1732.5 MHz
Medium: Air Medium parameters used: $\sigma = 0$ S/m, $\epsilon_r = 1$; $\rho = 0$ kg/m³
Ambient Temperature : 23.4 °C

DASY5 Configuration:

- Probe: AM1DV3 - 3106; ; Calibrated: 2017.11.28
- Sensor-Surface: 0mm (Fix Surface)
- Electronics: DAE4 Sn1386; Calibrated: 2017.07.20
- Phantom: HAC Test Arch with AMCC; Type: SD HAC P01 BA;
- Measurement SW: DASY52, Version 52.8 (8); SEMCAD X Version 14.6.10 (7331)

Ch20175/y (transversal) 4.2mm 50 x 50/ABM SNR(x,y,z) (13x13x1): Measurement grid:

dx=10mm, dy=10mm
ABM1/ABM2 = 31.94 dB
ABM1 comp = -13.92 dBA/m
BWC Factor = 0.15 dB
Location: 0, -12.5, 3.7 mm



0 dB = 0.2609 A/m = -11.67 dBA/m

11_HAC_T-Coil_LTE Band 5_10M_QPSK_1RB_0offset_AMR 6.6Kbps_Ch20525_Z

Communication System: UID 0, LTE (0); Frequency: 836.5 MHz

Medium: Air Medium parameters used: $\sigma = 0$ S/m, $\epsilon_r = 1$; $\rho = 0$ kg/m³

Ambient Temperature : 23.4 °C

DASY5 Configuration:

- Probe: AM1DV3 - 3106; ; Calibrated: 2017.11.28
- Sensor-Surface: 0mm (Fix Surface)
- Electronics: DAE4 Sn1386; Calibrated: 2017.07.20
- Phantom: HAC Test Arch with AMCC; Type: SD HAC P01 BA;
- Measurement SW: DASY52, Version 52.8 (8); SEMCAD X Version 14.6.10 (7331)

Ch20525/z (axial) 4.2mm 50 x 50/ABM SNR(x,y,z) (13x13x1): Measurement grid:


dx=10mm, dy=10mm

ABM1/ABM2 = 40.43 dB

ABM1 comp = -4.47 dBA/m

BWC Factor = 0.15 dB

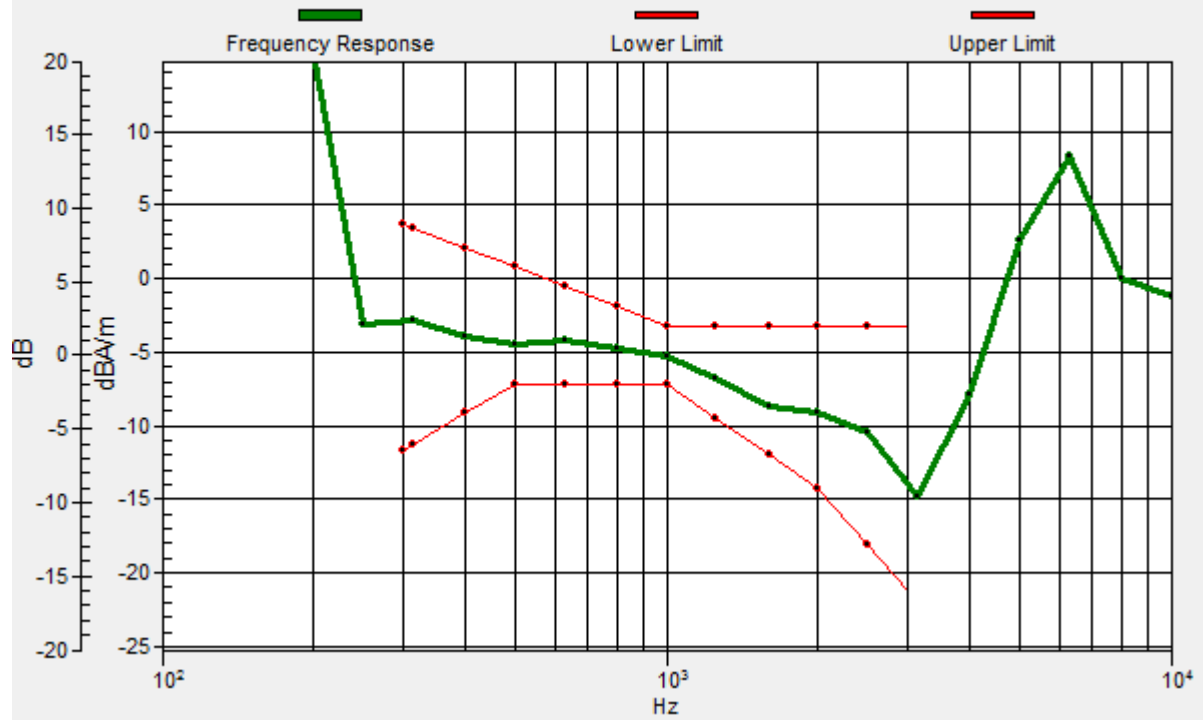
Location: 0, 0, 3.7 mm



0 dB = 0.7058 A/m = -3.03 dBA/m

Ch20525/z (axial) wideband at best S/N/ABM Freq Resp(x,y,z,f)

Loc: 0, 0, 3.7 mm Diff: 2dB



11_HAC_T-Coil_LTE Band 5_10M_QPSK_1RB_0offset_AMR 6.6Kbps_Ch20525_Y

Communication System: UID 0, LTE (0); Frequency: 836.5 MHz

Medium: Air Medium parameters used: $\sigma = 0$ S/m, $\epsilon_r = 1$; $\rho = 0$ kg/m³

Ambient Temperature : 23.4 °C

DASY5 Configuration:

- Probe: AM1DV3 - 3106; ; Calibrated: 2017.11.28
- Sensor-Surface: 0mm (Fix Surface)
- Electronics: DAE4 Sn1386; Calibrated: 2017.07.20
- Phantom: HAC Test Arch with AMCC; Type: SD HAC P01 BA;
- Measurement SW: DASY52, Version 52.8 (8); SEMCAD X Version 14.6.10 (7331)

Ch20525/y (transversal) 4.2mm 50 x 50/ABM SNR(x,y,z) (13x13x1): Measurement grid:


dx=10mm, dy=10mm

ABM1/ABM2 = 34.08 dB

ABM1 comp = -12.22 dBA/m

BWC Factor = 0.15 dB

Location: 0, -8.3, 3.7 mm



0 dB = 0.2695 A/m = -11.39 dBA/m

12_HAC_T-Coil_LTE Band 7_20M_QPSK_1RB_0offset_AMR 6.6Kbps_Ch21100_Z

Communication System: UID 0, LTE (0); Frequency: 2535 MHz

Medium: Air Medium parameters used: $\sigma = 0$ S/m, $\epsilon_r = 1$; $\rho = 0$ kg/m³

Ambient Temperature : 23.4 °C

DASY5 Configuration:

- Probe: AM1DV3 - 3106; ; Calibrated: 2017.11.28
- Sensor-Surface: 0mm (Fix Surface)
- Electronics: DAE4 Sn1386; Calibrated: 2017.07.20
- Phantom: HAC Test Arch with AMCC; Type: SD HAC P01 BA;
- Measurement SW: DASY52, Version 52.8 (8); SEMCAD X Version 14.6.10 (7331)

Ch21100/z (axial) 4.2mm 50 x 50/ABM SNR(x,y,z) (13x13x1): Measurement grid:


dx=10mm, dy=10mm

ABM1/ABM2 = 38.37 dB

ABM1 comp = -6.28 dBA/m

BWC Factor = 0.15 dB

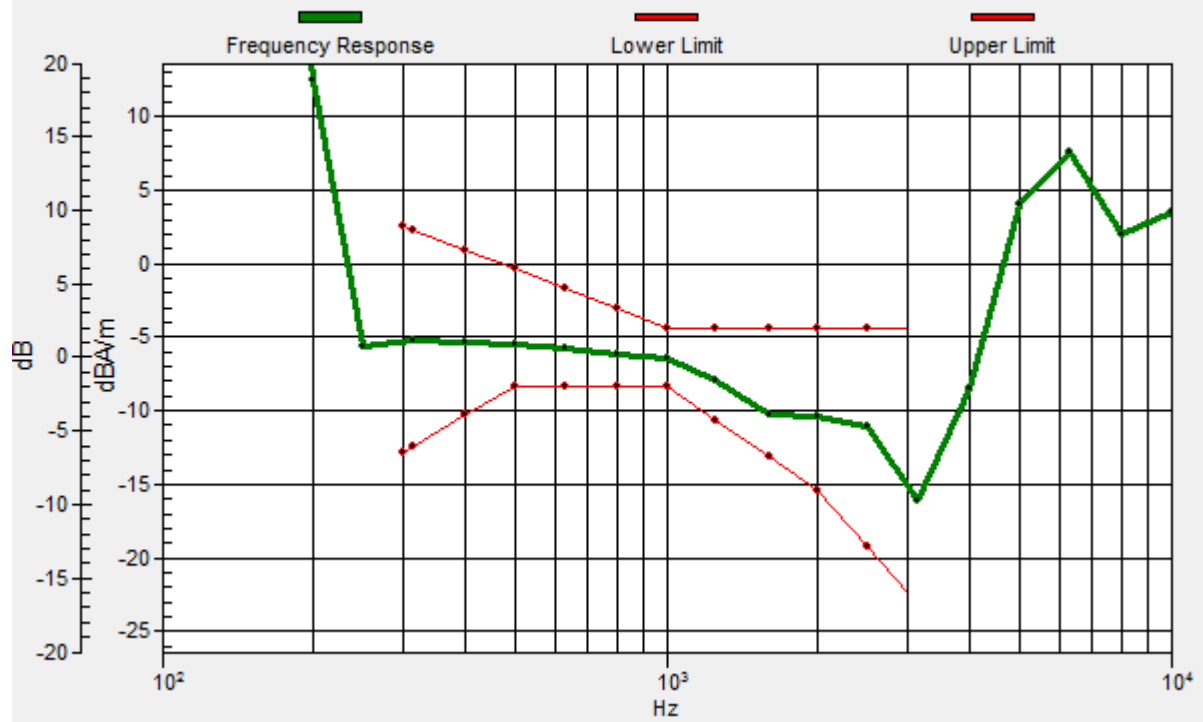
Location: 0, 0, 3.7 mm



0 dB = 0.5716 A/m = -4.86 dBA/m

Ch21100/z (axial) wideband at best S/N/ABM Freq Resp(x,y,z,f)

Loc: 0, 0, 3.7 mm Diff: 2dB



12_HAC_T-Coil_LTE Band 7_20M_QPSK_1RB_0offset_AMR 6.6Kbps_Ch21100_Y

Communication System: UID 0, LTE (0); Frequency: 2535 MHz

Medium: Air Medium parameters used: $\sigma = 0$ S/m, $\epsilon_r = 1$; $\rho = 0$ kg/m³

Ambient Temperature : 23.4 °C

DASY5 Configuration:

- Probe: AM1DV3 - 3106; ; Calibrated: 2017.11.28
- Sensor-Surface: 0mm (Fix Surface)
- Electronics: DAE4 Sn1386; Calibrated: 2017.07.20
- Phantom: HAC Test Arch with AMCC; Type: SD HAC P01 BA;
- Measurement SW: DASY52, Version 52.8 (8); SEMCAD X Version 14.6.10 (7331)

Ch21100/y (transversal) 4.2mm 50 x 50/ABM SNR(x,y,z) (13x13x1): Measurement grid:


dx=10mm, dy=10mm

ABM1/ABM2 = 29.96 dB

ABM1 comp = -13.99 dBA/m

BWC Factor = 0.15 dB

Location: 0, -8.3, 3.7 mm



0 dB = 0.2231 A/m = -13.03 dBA/m

13_HAC_T-Coil_LTE Band 12_10M_QPSK_1RB_0offset_AMR 6.6Kbps_Ch23095_Z

Communication System: UID 0, LTE (0); Frequency: 707.5 MHz

Medium: Air Medium parameters used: $\sigma = 0$ S/m, $\epsilon_r = 1$; $\rho = 0$ kg/m³

Ambient Temperature : 23.4 °C

DASY5 Configuration:

- Probe: AM1DV3 - 3106; ; Calibrated: 2017.11.28
- Sensor-Surface: 0mm (Fix Surface)
- Electronics: DAE4 Sn1386; Calibrated: 2017.07.20
- Phantom: HAC Test Arch with AMCC; Type: SD HAC P01 BA;
- Measurement SW: DASY52, Version 52.8 (8); SEMCAD X Version 14.6.10 (7331)

Ch23095/z (axial) 4.2mm 50 x 50/ABM SNR(x,y,z) (13x13x1): Measurement grid:


dx=10mm, dy=10mm

ABM1/ABM2 = 36.99 dB

ABM1 comp = -3.94 dBA/m

BWC Factor = 0.15 dB

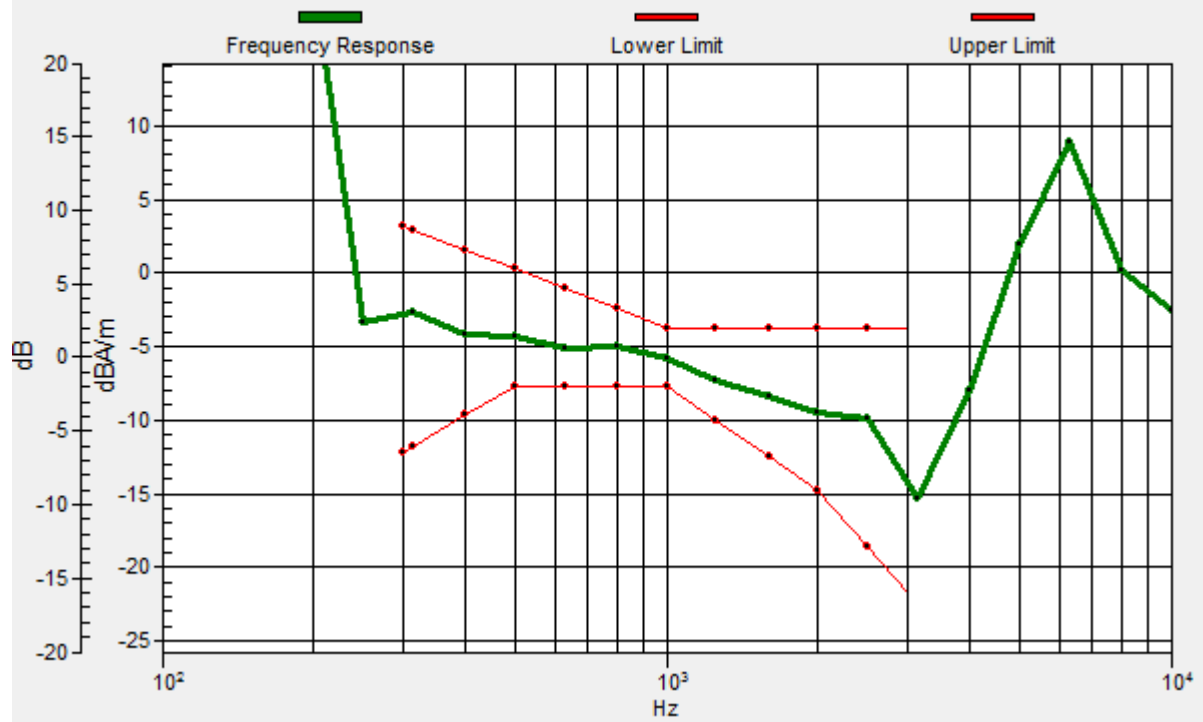
Location: 0, 0, 3.7 mm



0 dB = 0.7676 A/m = -2.30 dBA/m

Ch23095/z (axial) wideband at best S/N/ABM Freq Resp(x,y,z,f)

Loc: 0, 0, 3.7 mm Diff: 2dB



13_HAC_T-Coil_LTE Band 12_10M_QPSK_1RB_0offset_AMR 6.6Kbps_Ch23095_Y

Communication System: UID 0, LTE (0); Frequency: 707.5 MHz

Medium: Air Medium parameters used: $\sigma = 0$ S/m, $\epsilon_r = 1$; $\rho = 0$ kg/m³

Ambient Temperature : 23.4 °C

DASY5 Configuration:

- Probe: AM1DV3 - 3106; ; Calibrated: 2017.11.28
- Sensor-Surface: 0mm (Fix Surface)
- Electronics: DAE4 Sn1386; Calibrated: 2017.07.20
- Phantom: HAC Test Arch with AMCC; Type: SD HAC P01 BA;
- Measurement SW: DASY52, Version 52.8 (8); SEMCAD X Version 14.6.10 (7331)

Ch23095/y (transversal) 4.2mm 50 x 50/ABM SNR(x,y,z) (13x13x1): Measurement grid:


dx=10mm, dy=10mm

ABM1/ABM2 = 37.92 dB

ABM1 comp = -13.33 dBA/m

BWC Factor = 0.15 dB

Location: 0, -12.5, 3.7 mm



0 dB = 0.2904 A/m = -10.74 dBA/m

14_HAC_T-Coil_LTE Band 13_10M_QPSK_1RB_0offset_AMR 6.6Kbps_Ch23230_Z

Communication System: UID 0, LTE (0); Frequency: 782 MHz

Medium: Air Medium parameters used: $\sigma = 0$ S/m, $\epsilon_r = 1$; $\rho = 0$ kg/m³

Ambient Temperature : 23.4 °C

DASY5 Configuration:

- Probe: AM1DV3 - 3106; ; Calibrated: 2017.11.28
- Sensor-Surface: 0mm (Fix Surface)
- Electronics: DAE4 Sn1386; Calibrated: 2017.07.20
- Phantom: HAC Test Arch with AMCC; Type: SD HAC P01 BA;
- Measurement SW: DASY52, Version 52.8 (8); SEMCAD X Version 14.6.10 (7331)

Ch23230/z (axial) 4.2mm 50 x 50/ABM SNR(x,y,z) (13x13x1): Measurement grid:


dx=10mm, dy=10mm

ABM1/ABM2 = 41.57 dB

ABM1 comp = -3.73 dBA/m

BWC Factor = 0.15 dB

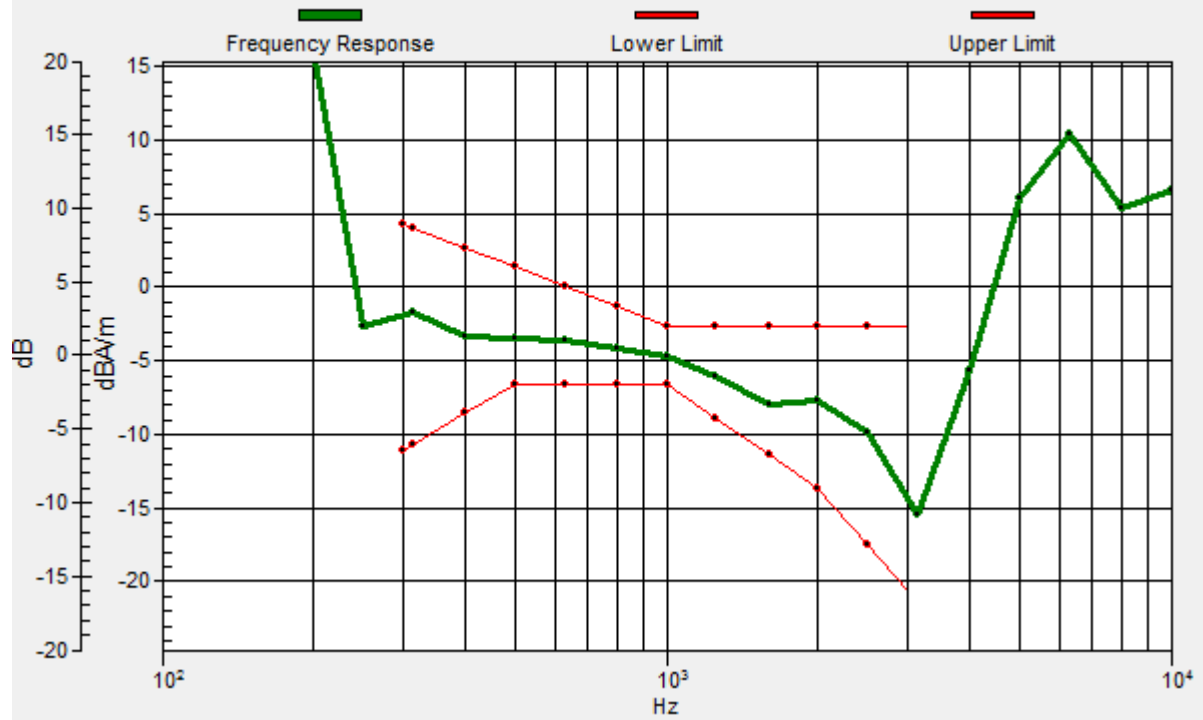
Location: 0, 0, 3.7 mm



0 dB = 0.7418 A/m = -2.59 dBA/m

Ch23230/z (axial) wideband at best S/N/ABM Freq Resp(x,y,z,f)

Loc: 0, 0, 3.7 mm Diff: 2dB



14_HAC_T-Coil_LTE Band 13_10M_QPSK_1RB_0offset_AMR 6.6Kbps_Ch23230_Y

Communication System: UID 0, LTE (0); Frequency: 782 MHz

Medium: Air Medium parameters used: $\sigma = 0$ S/m, $\epsilon_r = 1$; $\rho = 0$ kg/m³

Ambient Temperature : 23.4 °C

DASY5 Configuration:

- Probe: AM1DV3 - 3106; ; Calibrated: 2017.11.28
- Sensor-Surface: 0mm (Fix Surface)
- Electronics: DAE4 Sn1386; Calibrated: 2017.07.20
- Phantom: HAC Test Arch with AMCC; Type: SD HAC P01 BA;
- Measurement SW: DASY52, Version 52.8 (8); SEMCAD X Version 14.6.10 (7331)

Ch23230/y (transversal) 4.2mm 50 x 50/ABM SNR(x,y,z) (13x13x1): Measurement grid:


dx=10mm, dy=10mm

ABM1/ABM2 = 31.36 dB

ABM1 comp = -11.50 dBA/m

BWC Factor = 0.15 dB

Location: 0, -8.3, 3.7 mm



0 dB = 0.2966 A/m = -10.56 dBA/m

15_HAC_T-Coil_LTE Band 14_10M_QPSK_1RB_0offset_AMR 6.6Kbps_Ch23330_Z

Communication System: UID 0, LTE (0); Frequency: 793 MHz

Medium: Air Medium parameters used: $\sigma = 0$ S/m, $\epsilon_r = 1$; $\rho = 0$ kg/m³

Ambient Temperature : 23.4 °C

DASY5 Configuration:

- Probe: AM1DV3 - 3106; ; Calibrated: 2017.11.28
- Sensor-Surface: 0mm (Fix Surface)
- Electronics: DAE4 Sn1386; Calibrated: 2017.07.20
- Phantom: HAC Test Arch with AMCC; Type: SD HAC P01 BA;
- Measurement SW: DASY52, Version 52.8 (8); SEMCAD X Version 14.6.10 (7331)

Ch23330/z (axial) 4.2mm 50 x 50/ABM SNR(x,y,z) (13x13x1): Measurement grid:


dx=10mm, dy=10mm

ABM1/ABM2 = 41.63 dB

ABM1 comp = -3.76 dBA/m

BWC Factor = 0.15 dB

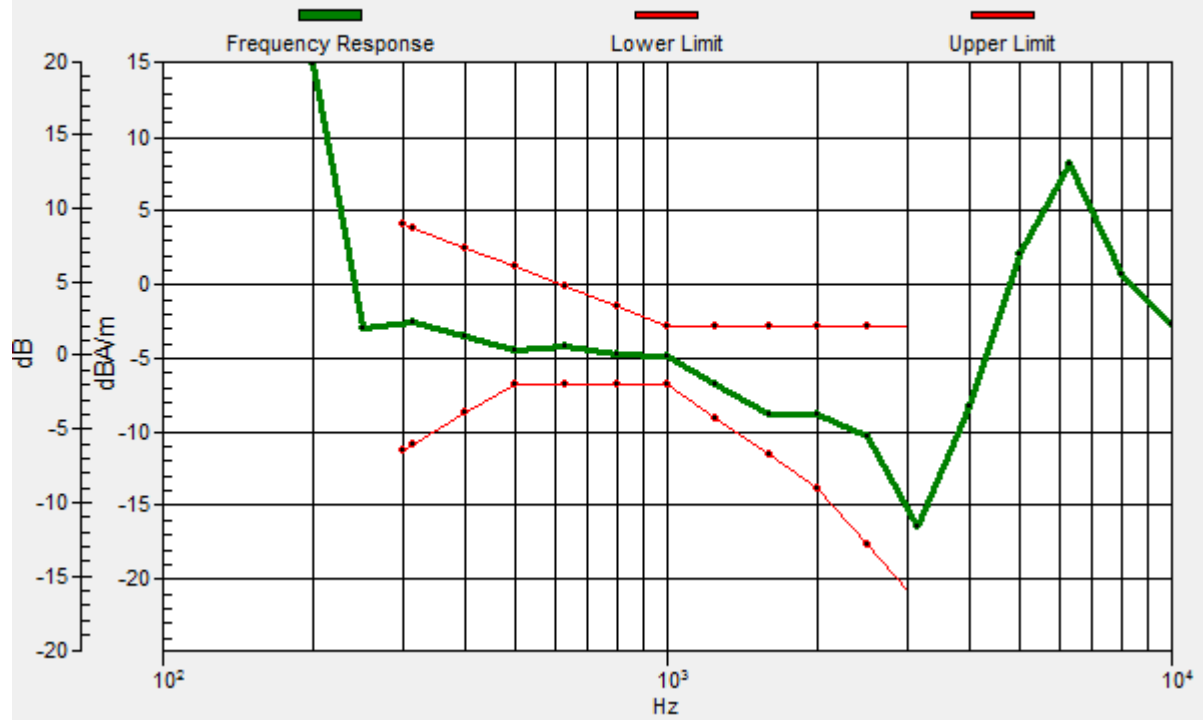
Location: 0, 0, 3.7 mm



0 dB = 0.7715 A/m = -2.25 dBA/m

Ch23330/z (axial) wideband at best S/N/ABM Freq Resp(x,y,z,f)

Loc: 0, 0, 3.7 mm Diff: 2dB



15_HAC_T-Coil_LTE Band 14_10M_QPSK_1RB_0offset_AMR 6.6Kbps_Ch23330_Y

Communication System: UID 0, LTE (0); Frequency: 793 MHz

Medium: Air Medium parameters used: $\sigma = 0$ S/m, $\epsilon_r = 1$; $\rho = 0$ kg/m³

Ambient Temperature : 23.4 °C

DASY5 Configuration:

- Probe: AM1DV3 - 3106; ; Calibrated: 2017.11.28
- Sensor-Surface: 0mm (Fix Surface)
- Electronics: DAE4 Sn1386; Calibrated: 2017.07.20
- Phantom: HAC Test Arch with AMCC; Type: SD HAC P01 BA;
- Measurement SW: DASY52, Version 52.8 (8); SEMCAD X Version 14.6.10 (7331)

Ch23330/y (transversal) 4.2mm 50 x 50/ABM SNR(x,y,z) (13x13x1): Measurement grid:


dx=10mm, dy=10mm

ABM1/ABM2 = 35.23 dB

ABM1 comp = -11.54 dBA/m

BWC Factor = 0.15 dB

Location: 0, -8.3, 3.7 mm



0 dB = 0.2986 A/m = -10.50 dBA/m

16_HAC_T-Coil_LTE Band 17_10M_QPSK_1RB_0offset_AMR 6.6Kbps_Ch23790_Z

Communication System: UID 0, LTE (0); Frequency: 710 MHz

Medium: Air Medium parameters used: $\sigma = 0$ S/m, $\epsilon_r = 1$; $\rho = 0$ kg/m³

Ambient Temperature : 23.4 °C

DASY5 Configuration:

- Probe: AM1DV3 - 3106; ; Calibrated: 2017.11.28
- Sensor-Surface: 0mm (Fix Surface)
- Electronics: DAE4 Sn1386; Calibrated: 2017.07.20
- Phantom: HAC Test Arch with AMCC; Type: SD HAC P01 BA;
- Measurement SW: DASY52, Version 52.8 (8); SEMCAD X Version 14.6.10 (7331)

Ch23790/z (axial) 4.2mm 50 x 50/ABM SNR(x,y,z) (13x13x1): Measurement grid:


dx=10mm, dy=10mm

ABM1/ABM2 = 40.25 dB

ABM1 comp = -4.59 dBA/m

BWC Factor = 0.15 dB

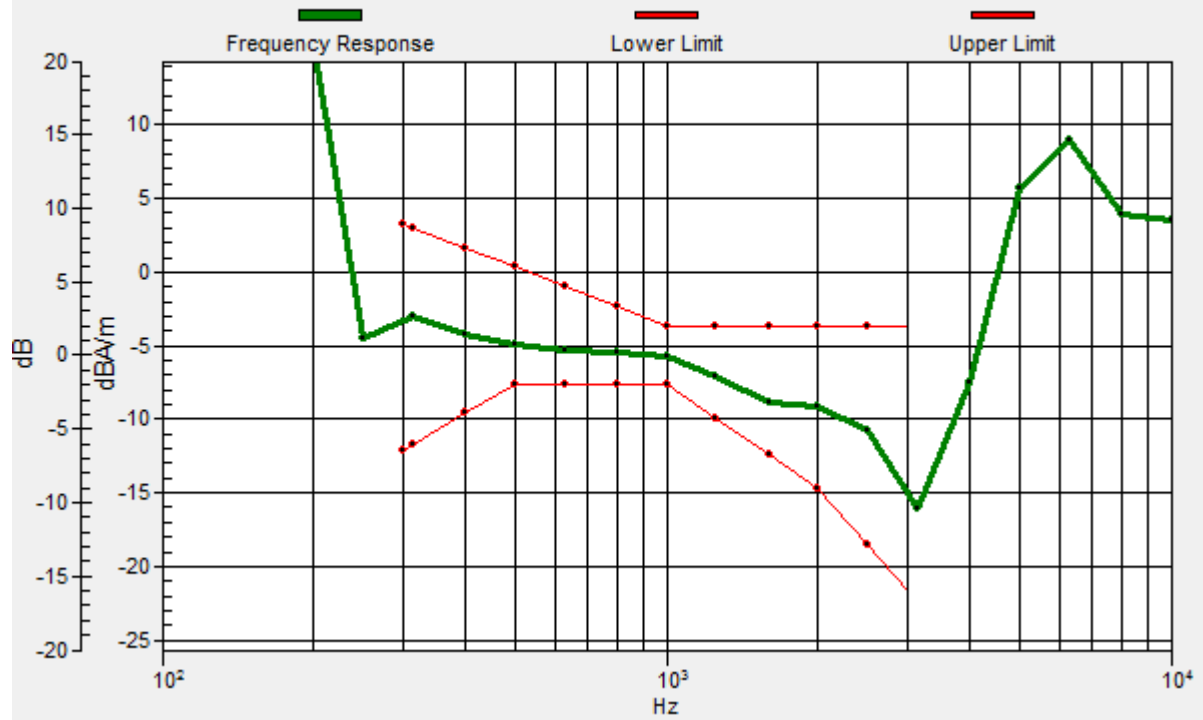
Location: 0, 0, 3.7 mm



0 dB = 0.7047 A/m = -3.04 dBA/m

Ch23790/z (axial) wideband at best S/N/ABM Freq Resp(x,y,z,f)

Loc: 0, 0, 3.7 mm Diff: 2dB



16_HAC_T-Coil_LTE Band 17_10M_QPSK_1RB_0offset_AMR 6.6Kbps_Ch23790_Y

Communication System: UID 0, LTE (0); Frequency: 710 MHz

Medium: Air Medium parameters used: $\sigma = 0$ S/m, $\epsilon_r = 1$; $\rho = 0$ kg/m³

Ambient Temperature : 23.4 °C

DASY5 Configuration:

- Probe: AM1DV3 - 3106; ; Calibrated: 2017.11.28
- Sensor-Surface: 0mm (Fix Surface)
- Electronics: DAE4 Sn1386; Calibrated: 2017.07.20
- Phantom: HAC Test Arch with AMCC; Type: SD HAC P01 BA;
- Measurement SW: DASY52, Version 52.8 (8); SEMCAD X Version 14.6.10 (7331)

Ch23790/y (transversal) 4.2mm 50 x 50/ABM SNR(x,y,z) (13x13x1): Measurement grid:


dx=10mm, dy=10mm

ABM1/ABM2 = 33.08 dB

ABM1 comp = -12.29 dBA/m

BWC Factor = 0.15 dB

Location: 0, -8.3, 3.7 mm



0 dB = 0.2696 A/m = -11.39 dBA/m

17_HAC_T-Coil_LTE Band 25_20M_QPSK_1RB_0offset_AMR 6.6Kbps_Ch26340_Z

Communication System: UID 0, LTE (0); Frequency: 1880 MHz

Medium: Air Medium parameters used: $\sigma = 0$ S/m, $\epsilon_r = 1$; $\rho = 0$ kg/m³

Ambient Temperature : 23.4 °C

DASY5 Configuration:

- Probe: AM1DV3 - 3106; ; Calibrated: 2017.11.28
- Sensor-Surface: 0mm (Fix Surface)
- Electronics: DAE4 Sn1386; Calibrated: 2017.07.20
- Phantom: HAC Test Arch with AMCC; Type: SD HAC P01 BA;
- Measurement SW: DASY52, Version 52.8 (8); SEMCAD X Version 14.6.10 (7331)

Ch26340/z (axial) 4.2mm 50 x 50/ABM SNR(x,y,z) (13x13x1): Measurement grid:


dx=10mm, dy=10mm

ABM1/ABM2 = 39.08 dB

ABM1 comp = -4.37 dBA/m

BWC Factor = 0.15 dB

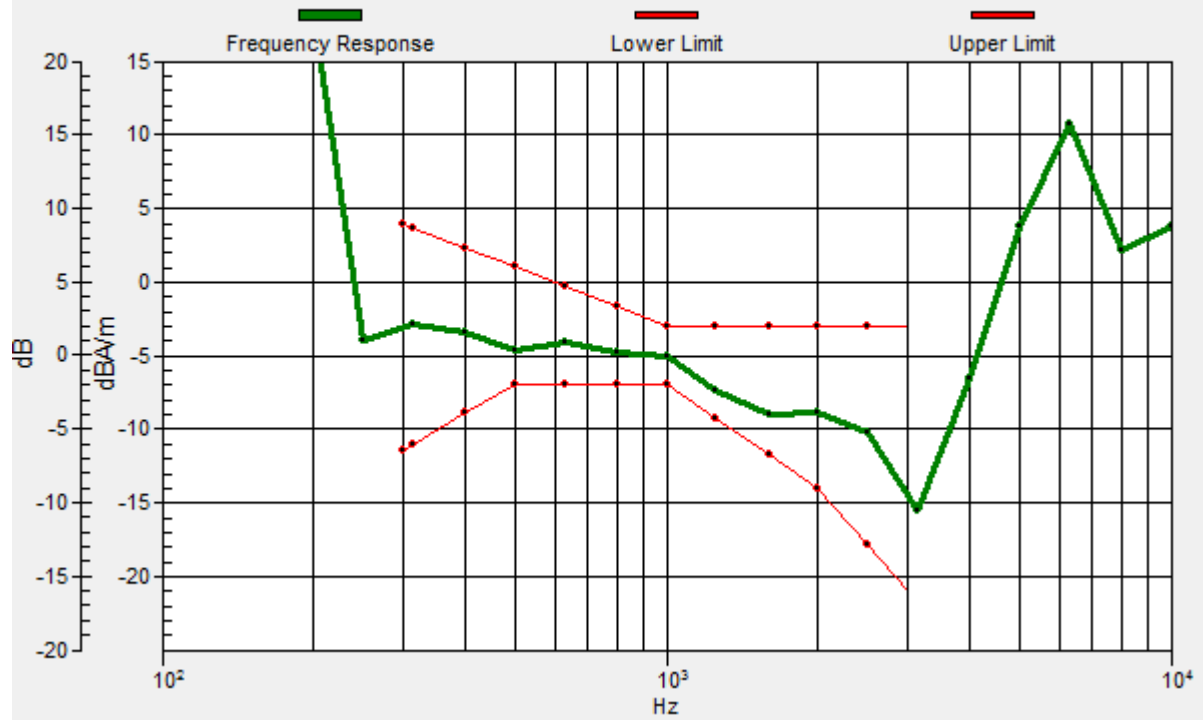
Location: 0, 0, 3.7 mm



0 dB = 0.7275 A/m = -2.76 dBA/m

Ch26340/z (axial) wideband at best S/N/ABM Freq Resp(x,y,z,f)

Loc: 0, 0, 3.7 mm Diff: 1.87dB



17_HAC_T-Coil_LTE Band 25_20M_QPSK_1RB_0offset_AMR 6.6Kbps_Ch26340_Y

Communication System: UID 0, LTE (0); Frequency: 1880 MHz

Medium: Air Medium parameters used: $\sigma = 0$ S/m, $\epsilon_r = 1$; $\rho = 0$ kg/m³

Ambient Temperature : 23.4 °C

DASY5 Configuration:

- Probe: AM1DV3 - 3106; ; Calibrated: 2017.11.28
- Sensor-Surface: 0mm (Fix Surface)
- Electronics: DAE4 Sn1386; Calibrated: 2017.07.20
- Phantom: HAC Test Arch with AMCC; Type: SD HAC P01 BA;
- Measurement SW: DASY52, Version 52.8 (8); SEMCAD X Version 14.6.10 (7331)

Ch26340/y (transversal) 4.2mm 50 x 50/ABM SNR(x,y,z) (13x13x1): Measurement grid:


dx=10mm, dy=10mm

ABM1/ABM2 = 30.81 dB

ABM1 comp = -15.41 dBA/m

BWC Factor = 0.15 dB

Location: -4.2, -8.3, 3.7 mm



0 dB = 0.2975 A/m = -10.53 dBA/m

18_HAC_T-Coil_LTE Band 26_15M_QPSK_1RB_0offset_AMR 6.6Kbps_Ch26865_Z

Communication System: UID 0, LTE (0); Frequency: 831.5 MHz

Medium: Air Medium parameters used: $\sigma = 0$ S/m, $\epsilon_r = 1$; $\rho = 0$ kg/m³

Ambient Temperature : 23.4 °C

DASY5 Configuration:

- Probe: AM1DV3 - 3106; ; Calibrated: 2017.11.28
- Sensor-Surface: 0mm (Fix Surface)
- Electronics: DAE4 Sn1386; Calibrated: 2017.07.20
- Phantom: HAC Test Arch with AMCC; Type: SD HAC P01 BA;
- Measurement SW: DASY52, Version 52.8 (8); SEMCAD X Version 14.6.10 (7331)

Ch26865/z (axial) 4.2mm 50 x 50/ABM SNR(x,y,z) (13x13x1): Measurement grid:


dx=10mm, dy=10mm

ABM1/ABM2 = 40.86 dB

ABM1 comp = -4.36 dBA/m

BWC Factor = 0.15 dB

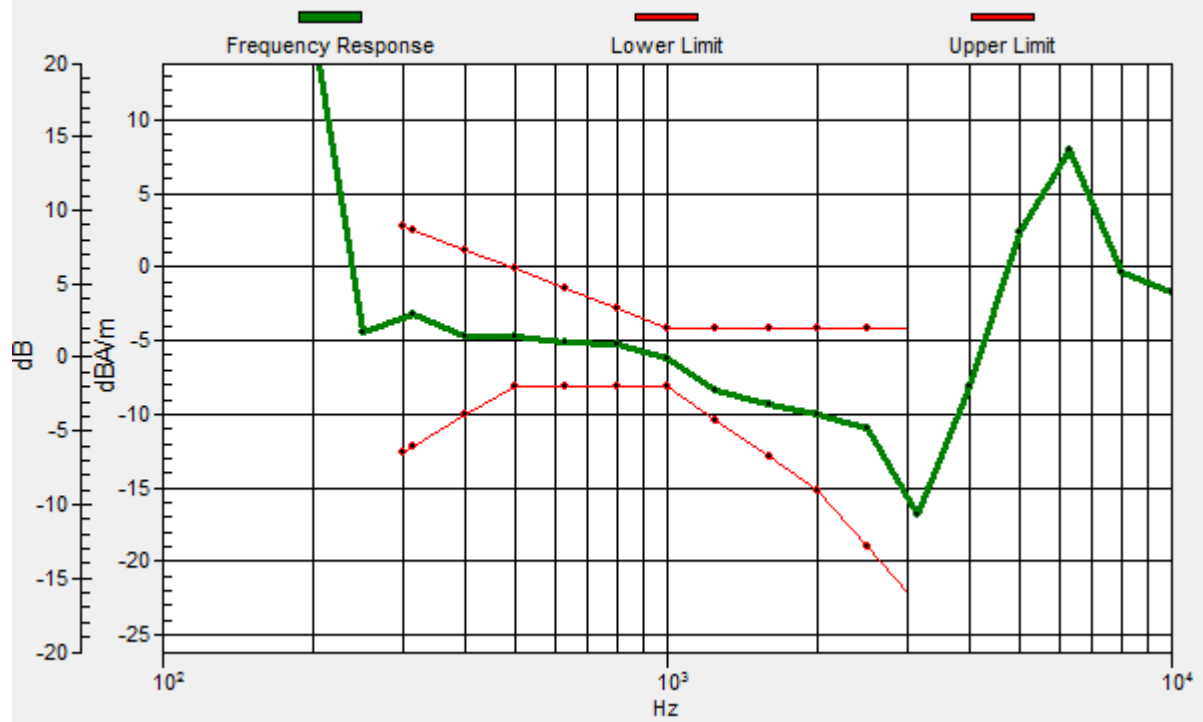
Location: 0, 0, 3.7 mm



0 dB = 0.7641 A/m = -2.34 dBA/m

Ch26865/z (axial) wideband at best S/N/ABM Freq Resp(x,y,z,f)

Loc: 0, 0, 3.7 mm Diff: 2dB



18_HAC_T-Coil_LTE Band 26_15M_QPSK_1RB_0offset_AMR 6.6Kbps_Ch26865_Y

Communication System: UID 0, LTE (0); Frequency: 831.5 MHz

Medium: Air Medium parameters used: $\sigma = 0$ S/m, $\epsilon_r = 1$; $\rho = 0$ kg/m³

Ambient Temperature : 23.4 °C

DASY5 Configuration:

- Probe: AM1DV3 - 3106; ; Calibrated: 2017.11.28
- Sensor-Surface: 0mm (Fix Surface)
- Electronics: DAE4 Sn1386; Calibrated: 2017.07.20
- Phantom: HAC Test Arch with AMCC; Type: SD HAC P01 BA;
- Measurement SW: DASY52, Version 52.8 (8); SEMCAD X Version 14.6.10 (7331)

Ch26865/y (transversal) 4.2mm 50 x 50/ABM SNR(x,y,z) (13x13x1): Measurement grid:


dx=10mm, dy=10mm

ABM1/ABM2 = 34.33 dB

ABM1 comp = -13.65 dBA/m

BWC Factor = 0.15 dB

Location: 0, -12.5, 3.7 mm



0 dB = 0.2833 A/m = -10.96 dBA/m

19_HAC_T-Coil_LTE Band 30_10M_QPSK_1RB_0offset_AMR 6.6Kbps_Ch27710_Z

Communication System: UID 0, LTE (0); Frequency: 2310 MHz

Medium: Air Medium parameters used: $\sigma = 0$ S/m, $\epsilon_r = 1$; $\rho = 0$ kg/m³

Ambient Temperature : 23.4 °C

DASY5 Configuration:

- Probe: AM1DV3 - 3106; ; Calibrated: 2017.11.28
- Sensor-Surface: 0mm (Fix Surface)
- Electronics: DAE4 Sn1386; Calibrated: 2017.07.20
- Phantom: HAC Test Arch with AMCC; Type: SD HAC P01 BA;
- Measurement SW: DASY52, Version 52.8 (8); SEMCAD X Version 14.6.10 (7331)

Ch27710/z (axial) 4.2mm 50 x 50/ABM SNR(x,y,z) (13x13x1): Measurement grid:


dx=10mm, dy=10mm

ABM1/ABM2 = 40.99 dB

ABM1 comp = -4.43 dBA/m

BWC Factor = 0.15 dB

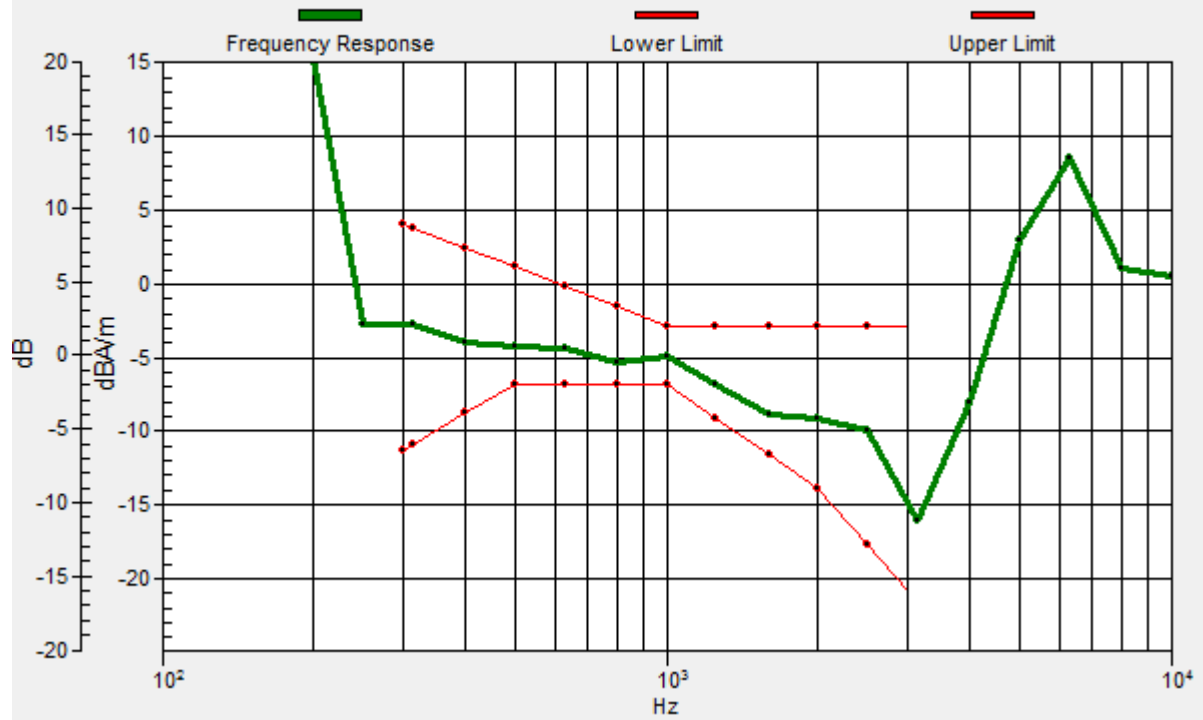
Location: 0, 4.2, 3.7 mm



0 dB = 0.7463 A/m = -2.54 dBA/m

Ch27710/z (axial) wideband at best S/N/ABM Freq Resp(x,y,z,f)

Loc: 0, 4.2, 3.7 mm Diff: 1.51dB



19_HAC_T-Coil_LTE Band 30_10M_QPSK_1RB_0offset_AMR 6.6Kbps_Ch27710_Y

Communication System: UID 0, LTE (0); Frequency: 2310 MHz

Medium: Air Medium parameters used: $\sigma = 0$ S/m, $\epsilon_r = 1$; $\rho = 0$ kg/m³

Ambient Temperature : 23.4 °C

DASY5 Configuration:

- Probe: AM1DV3 - 3106; ; Calibrated: 2017.11.28
- Sensor-Surface: 0mm (Fix Surface)
- Electronics: DAE4 Sn1386; Calibrated: 2017.07.20
- Phantom: HAC Test Arch with AMCC; Type: SD HAC P01 BA;
- Measurement SW: DASY52, Version 52.8 (8); SEMCAD X Version 14.6.10 (7331)

Ch27710/y (transversal) 4.2mm 50 x 50/ABM SNR(x,y,z) (13x13x1): Measurement grid:


dx=10mm, dy=10mm

ABM1/ABM2 = 32.46 dB

ABM1 comp = -14.75 dBA/m

BWC Factor = 0.15 dB

Location: -4.2, -8.3, 3.7 mm



0 dB = 0.2947 A/m = -10.61 dBA/m

20_HAC_T-Coil_LTE Band 66_20M_QPSK_1RB_0offset_AMR 6.6Kbps_Ch132322_Z

Communication System: UID 0, LTE (0); Frequency: 1745 MHz

Medium: Air Medium parameters used: $\sigma = 0$ S/m, $\epsilon_r = 1$; $\rho = 0$ kg/m³

Ambient Temperature : 23.4 °C

DASY5 Configuration:

- Probe: AM1DV3 - 3106; ; Calibrated: 2017.11.28
- Sensor-Surface: 0mm (Fix Surface)
- Electronics: DAE4 Sn1386; Calibrated: 2017.07.20
- Phantom: HAC Test Arch with AMCC; Type: SD HAC P01 BA;
- Measurement SW: DASY52, Version 52.8 (8); SEMCAD X Version 14.6.10 (7331)

Ch132322/z (axial) 4.2mm 50 x 50/ABM SNR(x,y,z) (13x13x1): Measurement grid:


dx=10mm, dy=10mm

ABM1/ABM2 = 40.97 dB

ABM1 comp = -4.25 dBA/m

BWC Factor = 0.15 dB

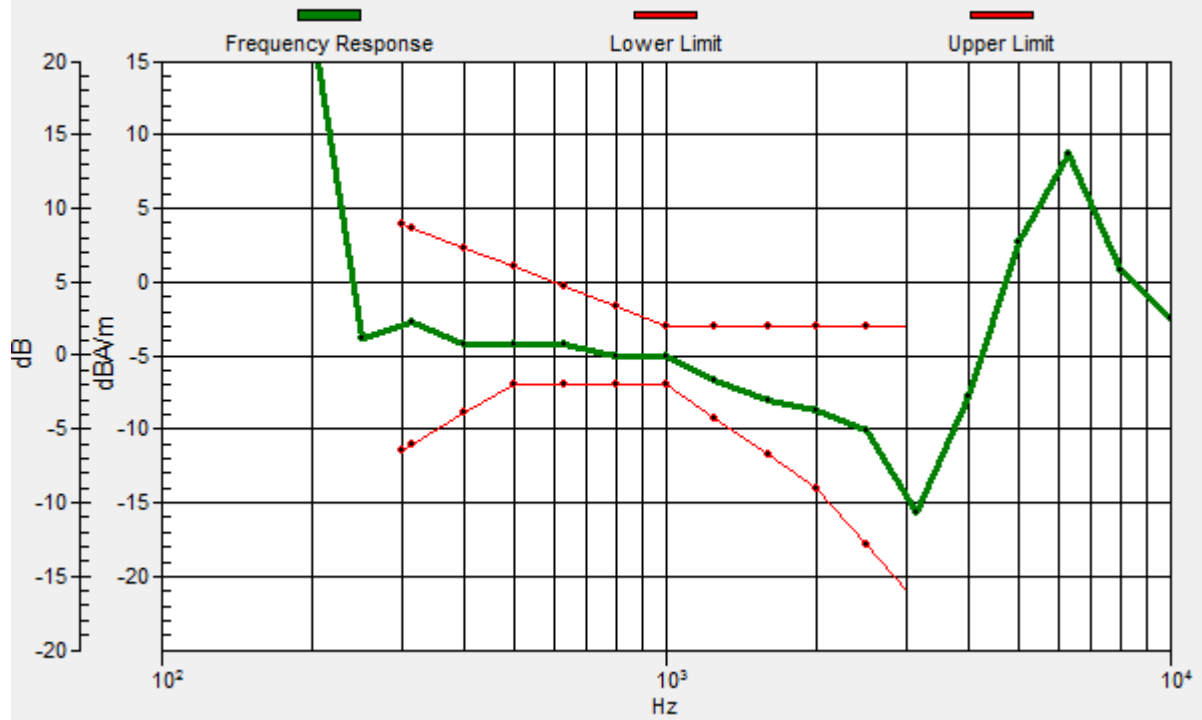
Location: 0, 0, 3.7 mm



0 dB = 0.7648 A/m = -2.33 dBA/m

Ch132322/z (axial) wideband at best S/N/ABM Freq Resp(x,y,z,f)

Loc: 0, 0, 3.7 mm Diff: 1.88dB



20_HAC_T-Coil_LTE Band 66_20M_QPSK_1RB_0offset_AMR 6.6Kbps_Ch132322_Y

Communication System: UID 0, LTE (0); Frequency: 1745 MHz

Medium: Air Medium parameters used: $\sigma = 0$ S/m, $\epsilon_r = 1$; $\rho = 0$ kg/m³

Ambient Temperature : 23.4 °C

DASY5 Configuration:

- Probe: AM1DV3 - 3106; ; Calibrated: 2017.11.28
- Sensor-Surface: 0mm (Fix Surface)
- Electronics: DAE4 Sn1386; Calibrated: 2017.07.20
- Phantom: HAC Test Arch with AMCC; Type: SD HAC P01 BA;
- Measurement SW: DASY52, Version 52.8 (8); SEMCAD X Version 14.6.10 (7331)

Ch132322/y (transversal) 4.2mm 50 x 50/ABM SNR(x,y,z) (13x13x1): Measurement


grid: dx=10mm, dy=10mm

ABM1/ABM2 = 36.71 dB

ABM1 comp = -13.46 dBA/m

BWC Factor = 0.15 dB

Location: 0, -12.5, 3.7 mm



0 dB = 0.2937 A/m = -10.64 dBA/m

21_HAC_T-Coil_LTE Band 38_20M_QPSK_1RB_0offset_AMR 6.6Kbps_Ch38000_Z

Communication System: UID 0, LTE (0); Frequency: 2595 MHz

Medium: Air Medium parameters used: $\sigma = 0$ S/m, $\epsilon_r = 1$; $\rho = 0$ kg/m³

Ambient Temperature : 23.4 °C

DASY5 Configuration:

- Probe: AM1DV3 - 3106; ; Calibrated: 2017.11.28
- Sensor-Surface: 0mm (Fix Surface)
- Electronics: DAE4 Sn1386; Calibrated: 2017.07.20
- Phantom: HAC Test Arch with AMCC; Type: SD HAC P01 BA;
- Measurement SW: DASY52, Version 52.8 (8); SEMCAD X Version 14.6.10 (7331)

Ch38000/z (axial) 4.2mm 50 x 50/ABM SNR(x,y,z) (13x13x1): Measurement grid:


dx=10mm, dy=10mm

ABM1/ABM2 = 33.18 dB

ABM1 comp = -10.03 dBA/m

BWC Factor = 0.15 dB

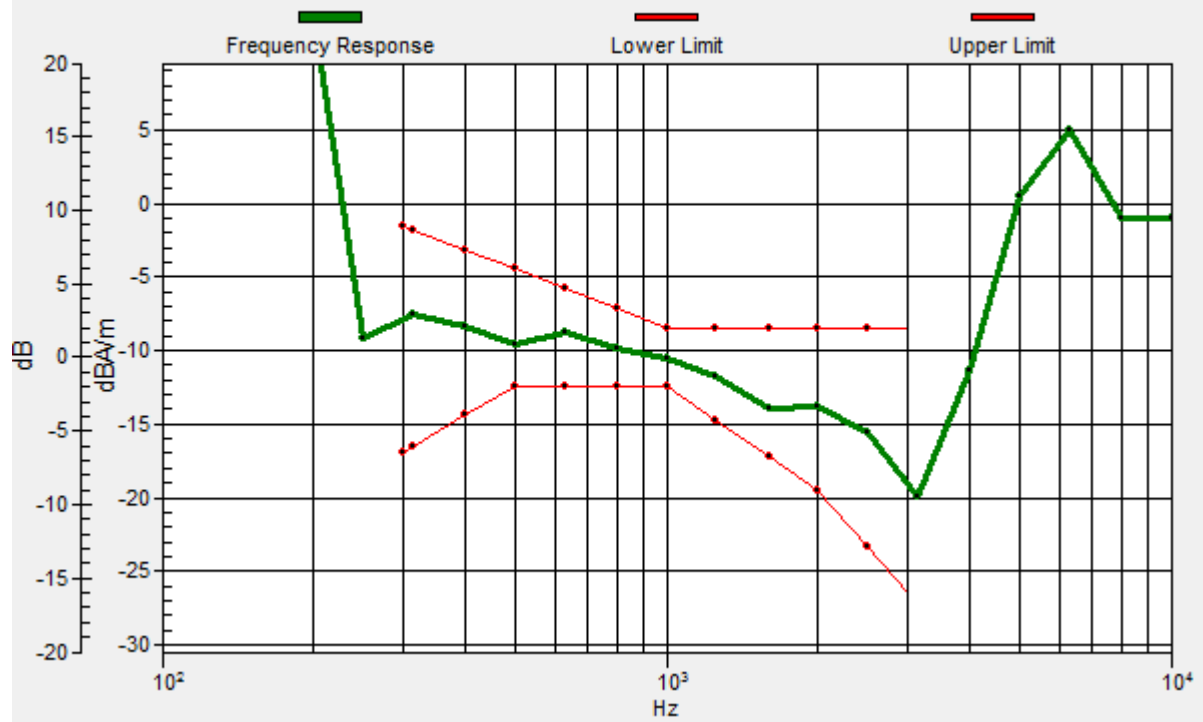
Location: -4.2, 0, 3.7 mm



0 dB = 0.7007 A/m = -3.09 dBA/m

Ch38000/z (axial) wideband at best S/N/ABM Freq Resp(x,y,z,f)

Loc: -4.2, 0, 3.7 mm Diff: 2dB



21_HAC_T-Coil_LTE Band 38_20M_QPSK_1RB_0offset_AMR 6.6Kbps_Ch38000_Y

Communication System: UID 0, LTE (0); Frequency: 2595 MHz

Medium: Air Medium parameters used: $\sigma = 0$ S/m, $\epsilon_r = 1$; $\rho = 0$ kg/m³

Ambient Temperature : 23.4 °C

DASY5 Configuration:

- Probe: AM1DV3 - 3106; ; Calibrated: 2017.11.28
- Sensor-Surface: 0mm (Fix Surface)
- Electronics: DAE4 Sn1386; Calibrated: 2017.07.20
- Phantom: HAC Test Arch with AMCC; Type: SD HAC P01 BA;
- Measurement SW: DASY52, Version 52.8 (8); SEMCAD X Version 14.6.10 (7331)

Ch38000/y (transversal) 4.2mm 50 x 50/ABM SNR(x,y,z) (13x13x1): Measurement grid:


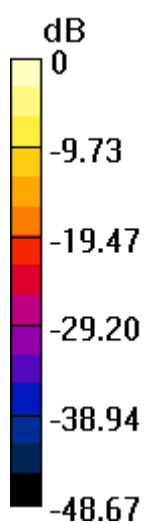
dx=10mm, dy=10mm

ABM1/ABM2 = 27.84 dB

ABM1 comp = -17.51 dBA/m

BWC Factor = 0.15 dB

Location: -4.2, 16.7, 3.7 mm



0 dB = 0.2691 A/m = -11.40 dBA/m

22_HAC_T-Coil_LTE Band 41_20M_QPSK_1RB_0offset_AMR 6.6Kbps_Ch40620_Z

Communication System: UID 0, LTE (0); Frequency: 2593 MHz

Medium: Air Medium parameters used: $\sigma = 0$ S/m, $\epsilon_r = 1$; $\rho = 0$ kg/m³

Ambient Temperature : 23.4 °C

DASY5 Configuration:

- Probe: AM1DV3 - 3106; ; Calibrated: 2017.11.28
- Sensor-Surface: 0mm (Fix Surface)
- Electronics: DAE4 Sn1386; Calibrated: 2017.07.20
- Phantom: HAC Test Arch with AMCC; Type: SD HAC P01 BA;
- Measurement SW: DASY52, Version 52.8 (8); SEMCAD X Version 14.6.10 (7331)

Ch40620/z (axial) 4.2mm 50 x 50/ABM SNR(x,y,z) (13x13x1): Measurement grid:


dx=10mm, dy=10mm

ABM1/ABM2 = 32.85 dB

ABM1 comp = -10.72 dBA/m

BWC Factor = 0.16 dB

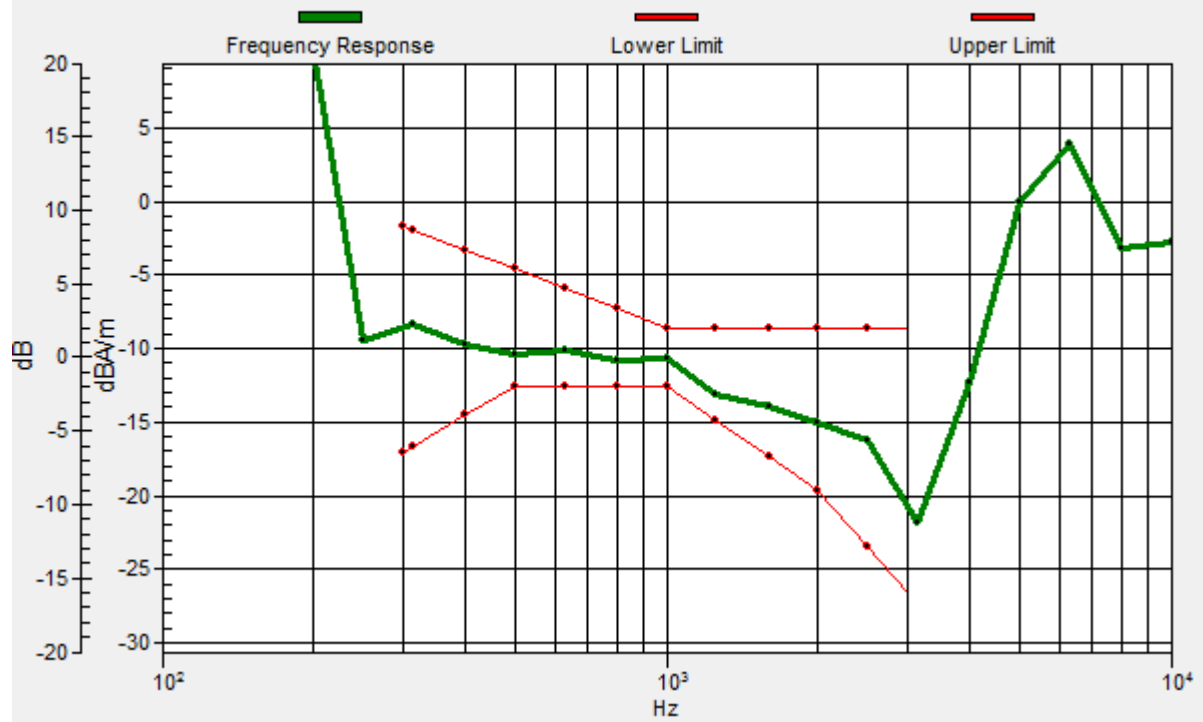
Location: -4.2, 4.2, 3.7 mm



0 dB = 0.7104 A/m = -2.97 dBA/m

Ch40620/z (axial) wideband at best S/N/ABM Freq Resp(x,y,z,f)

Loc: -4.2, 4.2, 3.7 mm Diff: 1.72dB



22_HAC_T-Coil_LTE Band 41_20M_QPSK_1RB_0offset_AMR 6.6Kbps_Ch40620_Y

Communication System: UID 0, LTE (0); Frequency: 2593 MHz

Medium: Air Medium parameters used: $\sigma = 0$ S/m, $\epsilon_r = 1$; $\rho = 0$ kg/m³

Ambient Temperature : 23.4 °C

DASY5 Configuration:

- Probe: AM1DV3 - 3106; ; Calibrated: 2017.11.28
- Sensor-Surface: 0mm (Fix Surface)
- Electronics: DAE4 Sn1386; Calibrated: 2017.07.20
- Phantom: HAC Test Arch with AMCC; Type: SD HAC P01 BA;
- Measurement SW: DASY52, Version 52.8 (8); SEMCAD X Version 14.6.10 (7331)

Ch40620/y (transversal) 4.2mm 50 x 50/ABM SNR(x,y,z) (13x13x1): Measurement grid:


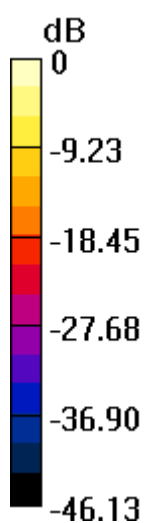
dx=10mm, dy=10mm

ABM1/ABM2 = 28.19 dB

ABM1 comp = -17.38 dBA/m

BWC Factor = 0.16 dB

Location: -4.2, 16.7, 3.7 mm



0 dB = 0.2689 A/m = -11.41 dBA/m

23_HAC_T-Coil_WLAN2.4GHz_802.11b 11Mbps_Ch6_Axial (Z)

Communication System: 802.11b ; Frequency: 2437 MHz

Medium: Air Medium parameters used: $\sigma = 0$ S/m, $\epsilon_r = 1$; $\rho = 0$ kg/m³

Ambient Temperature : 23.2 °C

DASY5 Configuration

- Probe: AM1DV3 - 3130; ; Calibrated: 2017/11/21
- Sensor-Surface: 0mm (Fix Surface)
- Electronics: DAE4 Sn854; Calibrated: 2017/5/2
- Phantom: HAC Test Arch with AMCC; Type: SD HAC P01 BA;
- Measurement SW: DASY52, Version 52.8 (8); SEMCAD X Version 14.6.10 (7373)


General Scans/z (axial) 4.2mm 50 x 50/ABM Interpolated SNR(x,y,z) (121x121x1):

Interpolated grid: dx=1.000 mm, dy=1.000 mm

ABM1/ABM2 = 36.42 dB

ABM1 comp = -2.53 dBA/m

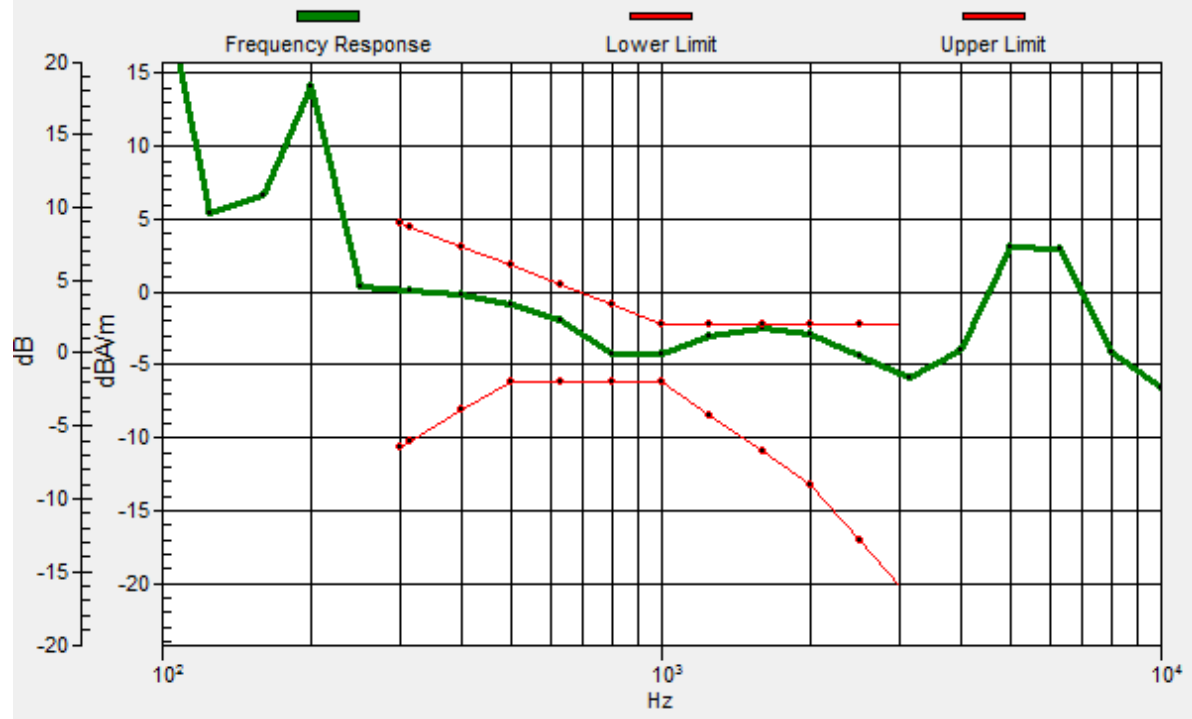
Location: 4, 0, 3.7 mm



0 dB = 66.25 = 36.42 dB

General Scans/z (axial) wideband at best S/N/ABM Freq Resp(x,y,z,f)

Loc: 5, -5, 3.7 mm Diff: 0.35dB



23_HAC_T-Coil_WLAN2.4GHz_802.11b 11Mbps_Ch6_Transversal (Y)

Communication System: 802.11b ; Frequency: 2437 MHz

Medium: Air Medium parameters used: $\sigma = 0$ S/m, $\epsilon_r = 1$; $\rho = 0$ kg/m³

Ambient Temperature : 23.2 °C

DASY5 Configuration

- Probe: AM1DV3 - 3130; ; Calibrated: 2017/11/21
- Sensor-Surface: 0mm (Fix Surface)
- Electronics: DAE4 Sn854; Calibrated: 2017/5/2
- Phantom: HAC Test Arch with AMCC; Type: SD HAC P01 BA;
- Measurement SW: DASY52, Version 52.8 (8); SEMCAD X Version 14.6.10 (7373)


General Scans/y (transversal) 4.2mm 50 x 50 2/ABM Interpolated SNR(x,y,z) (121x121x1):

Interpolated grid: dx=1.000 mm, dy=1.000 mm

ABM1/ABM2 = 34.22 dB

ABM1 comp = -13.74 dBA/m

Location: -4, -8, 3.7 mm



0 dB = 51.39 = 34.22 dB

24_HAC_T-Coil_WLAN5GHz_802.11a_6Mbps_Ch40_Axial (Z)

Communication System: 802.11a ; Frequency: 5200 MHz

Medium: Air Medium parameters used: $\sigma = 0$ S/m, $\epsilon_r = 1$; $\rho = 0$ kg/m³

Ambient Temperature : 23.2 °C

DASY5 Configuration

- Probe: AM1DV3 - 3130; ; Calibrated: 2017/11/21
- Sensor-Surface: 0mm (Fix Surface)
- Electronics: DAE4 Sn854; Calibrated: 2017/5/2
- Phantom: HAC Test Arch with AMCC; Type: SD HAC P01 BA;
- Measurement SW: DASY52, Version 52.8 (8); SEMCAD X Version 14.6.10 (7373)


General Scans/z (axial) 4.2mm 50 x 50/ABM Interpolated SNR(x,y,z) (121x121x1):

Interpolatedgrid: dx=1.000 mm, dy=1.000 mm

ABM1/ABM2 = 36.78 dB

ABM1 comp = -3.34 dBA/m

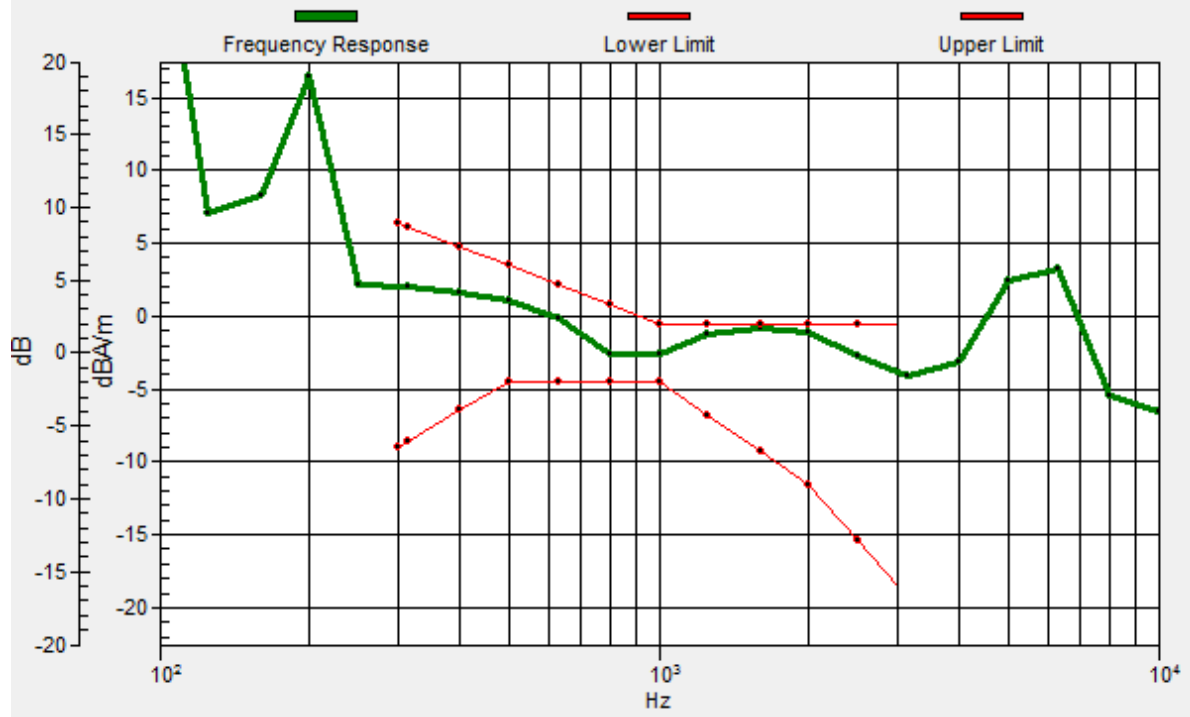
Location: 3, 2, 3.7 mm



0 dB = 69.02 = 36.78 dB

General Scans/z (axial) wideband at best S/N/ABM Freq Resp(x,y,z,f)

Loc: 5, 5, 3.7 mm Diff: 0.36dB



24_HAC_T-Coil_WLAN5GHz_802.11a_6Mbps_Ch40_Transversal (Y)

Communication System: 802.11a ; Frequency: 5200 MHz

Medium: Air Medium parameters used: $\sigma = 0$ S/m, $\epsilon_r = 1$; $\rho = 0$ kg/m³

Ambient Temperature : 23.2 °C

DASY5 Configuration

- Probe: AM1DV3 - 3130; ; Calibrated: 2017/11/21
- Sensor-Surface: 0mm (Fix Surface)
- Electronics: DAE4 Sn854; Calibrated: 2017/5/2
- Phantom: HAC Test Arch with AMCC; Type: SD HAC P01 BA;
- Measurement SW: DASY52, Version 52.8 (8); SEMCAD X Version 14.6.10 (7373)


General Scans/y (transversal) 4.2mm 50 x 50/ABM Interpolated SNR(x,y,z) (121x121x1):

Interpolated grid: dx=1.000 mm, dy=1.000 mm

ABM1/ABM2 = 36.10 dB

ABM1 comp = -9.69 dBA/m

Location: -1.6, -11.7, 3.7 mm



0 dB = 63.85 = 36.10 dB

25_HAC_T-Coil_WLAN5GHz_802.11a_6Mbps_Ch60_Axial (Z)

Communication System: 802.11a ; Frequency: 5300 MHz

Medium: Air Medium parameters used: $\sigma = 0$ S/m, $\epsilon_r = 1$; $\rho = 0$ kg/m³

Ambient Temperature : 23.2 °C

DASY5 Configuration

- Probe: AM1DV3 - 3130; ; Calibrated: 2017/11/21
- Sensor-Surface: 0mm (Fix Surface)
- Electronics: DAE4 Sn854; Calibrated: 2017/5/2
- Phantom: HAC Test Arch with AMCC; Type: SD HAC P01 BA;
- Measurement SW: DASY52, Version 52.8 (8); SEMCAD X Version 14.6.10 (7373)


General Scans/z (axial) 4.2mm 50 x 50/ABM Interpolated SNR(x,y,z) (121x121x1):

Interpolated grid: dx=1.000 mm, dy=1.000 mm

ABM1/ABM2 = 37.10 dB

ABM1 comp = -3.33 dBA/m

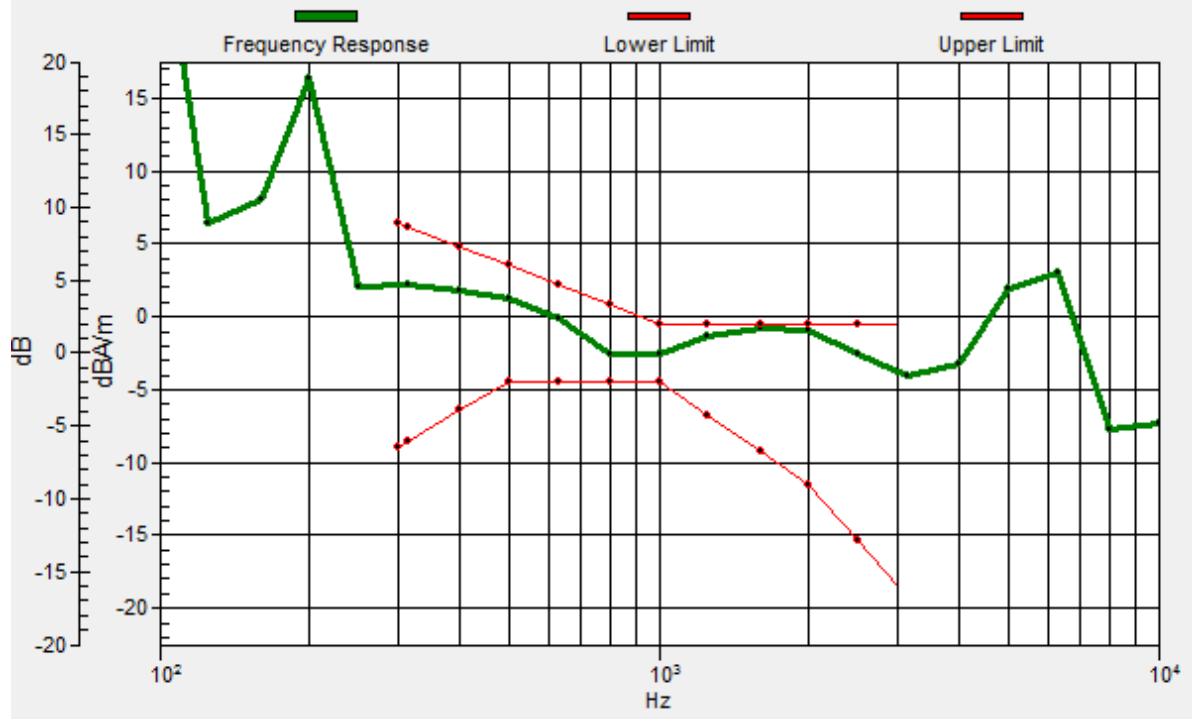
Location: 3, 2, 3.7 mm



0 dB = 71.57 = 37.10 dB

General Scans/z (axial) wideband at best S/N/ABM Freq Resp(x,y,z,f)

Loc: 5, 5, 3.7 mm Diff: 0.26dB



25_HAC_T-Coil_WLAN5GHz_802.11a_6Mbps_Ch60_Transversal (Y)

Communication System: 802.11a ; Frequency: 5300 MHz

Medium: Air Medium parameters used: $\sigma = 0$ S/m, $\epsilon_r = 1$; $\rho = 0$ kg/m³

Ambient Temperature : 23.2 °C

DASY5 Configuration

- Probe: AM1DV3 - 3130; ; Calibrated: 2017/11/21
- Sensor-Surface: 0mm (Fix Surface)
- Electronics: DAE4 Sn854; Calibrated: 2017/5/2
- Phantom: HAC Test Arch with AMCC; Type: SD HAC P01 BA;
- Measurement SW: DASY52, Version 52.8 (8); SEMCAD X Version 14.6.10 (7373)


General Scans/y (transversal) 4.2mm 50 x 50/ABM Interpolated SNR(x,y,z) (121x121x1):

Interpolated grid: dx=1.000 mm, dy=1.000 mm

ABM1/ABM2 = 35.47 dB

ABM1 comp = -10.90 dBA/m

Location: -3, -11, 3.7 mm



0 dB = 59.34 = 35.47 dB

26_HAC_T-Coil_WLAN5GHz_802.11a_6Mbps_Ch124_Axial (Z)

Communication System: 802.11a ; Frequency: 5620 MHz

Medium: Air Medium parameters used: $\sigma = 0$ S/m, $\epsilon_r = 1$; $\rho = 0$ kg/m³

Ambient Temperature : 23.2 °C

DASY5 Configuration

- Probe: AM1DV3 - 3130; ; Calibrated: 2017/11/21
- Sensor-Surface: 0mm (Fix Surface)
- Electronics: DAE4 Sn854; Calibrated: 2017/5/2
- Phantom: HAC Test Arch with AMCC; Type: SD HAC P01 BA;
- Measurement SW: DASY52, Version 52.8 (8); SEMCAD X Version 14.6.10 (7373)


General Scans/z (axial) 4.2mm 50 x 50/ABM Interpolated SNR(x,y,z) (121x121x1):

Interpolated grid: dx=1.000 mm, dy=1.000 mm

ABM1/ABM2 = 36.77 dB

ABM1 comp = -3.60 dBA/m

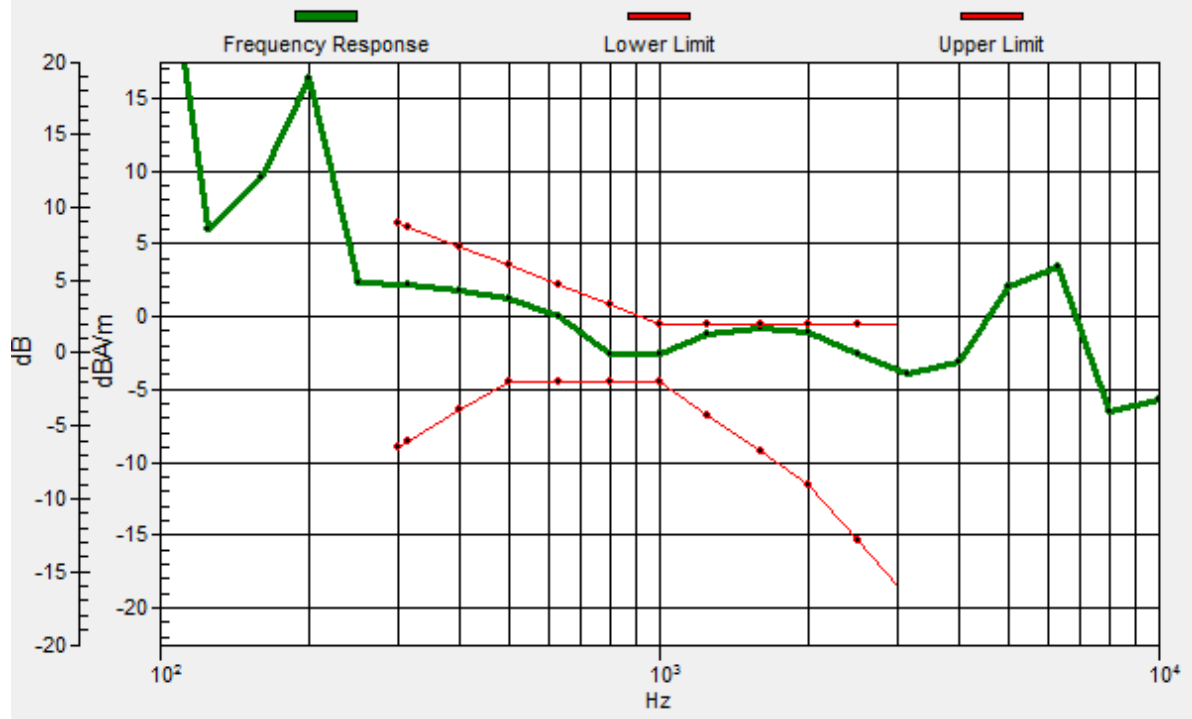
Location: 3, 3, 3.7 mm



0 dB = 68.91 = 36.77 dB

General Scans/z (axial) wideband at best S/N/ABM Freq Resp(x,y,z,f)

Loc: 5, 5, 3.7 mm Diff: 0.35dB



26_HAC_T-Coil_WLAN5GHz_802.11a_6Mbps_Ch124_Transversal (Y)

Communication System: 802.11a ; Frequency: 5620 MHz

Medium: Air Medium parameters used: $\sigma = 0$ S/m, $\epsilon_r = 1$; $\rho = 0$ kg/m³

Ambient Temperature : 23.2 °C

DASY5 Configuration

- Probe: AM1DV3 - 3130; ; Calibrated: 2017/11/21
- Sensor-Surface: 0mm (Fix Surface)
- Electronics: DAE4 Sn854; Calibrated: 2017/5/2
- Phantom: HAC Test Arch with AMCC; Type: SD HAC P01 BA;
- Measurement SW: DASY52, Version 52.8 (8); SEMCAD X Version 14.6.10 (7373)

General Scans/y (transversal) 4.2mm 50 x 50/ABM Interpolated SNR(x,y,z) (121x121x1):

Interpolated grid: dx=1.000 mm, dy=1.000 mm

ABM1/ABM2 = 35.85 dB

ABM1 comp = -10.56 dBA/m

Location: -2.3, -11, 3.7 mm



27_HAC_T-Coil_WLAN5GHz_802.11a_6Mbps_Ch149_Axial (Z)

Communication System: 802.11a ; Frequency: 5745 MHz

Medium: Air Medium parameters used: $\sigma = 0$ S/m, $\epsilon_r = 1$; $\rho = 0$ kg/m³

Ambient Temperature : 23.2 °C

DASY5 Configuration

- Probe: AM1DV3 - 3130; ; Calibrated: 2017/11/21
- Sensor-Surface: 0mm (Fix Surface)
- Electronics: DAE4 Sn854; Calibrated: 2017/5/2
- Phantom: HAC Test Arch with AMCC; Type: SD HAC P01 BA;
- Measurement SW: DASY52, Version 52.8 (8); SEMCAD X Version 14.6.10 (7373)


General Scans/z (axial) 4.2mm 50 x 50/ABM Interpolated SNR(x,y,z) (121x121x1):

Interpolated grid: dx=1.000 mm, dy=1.000 mm

ABM1/ABM2 = 36.73 dB

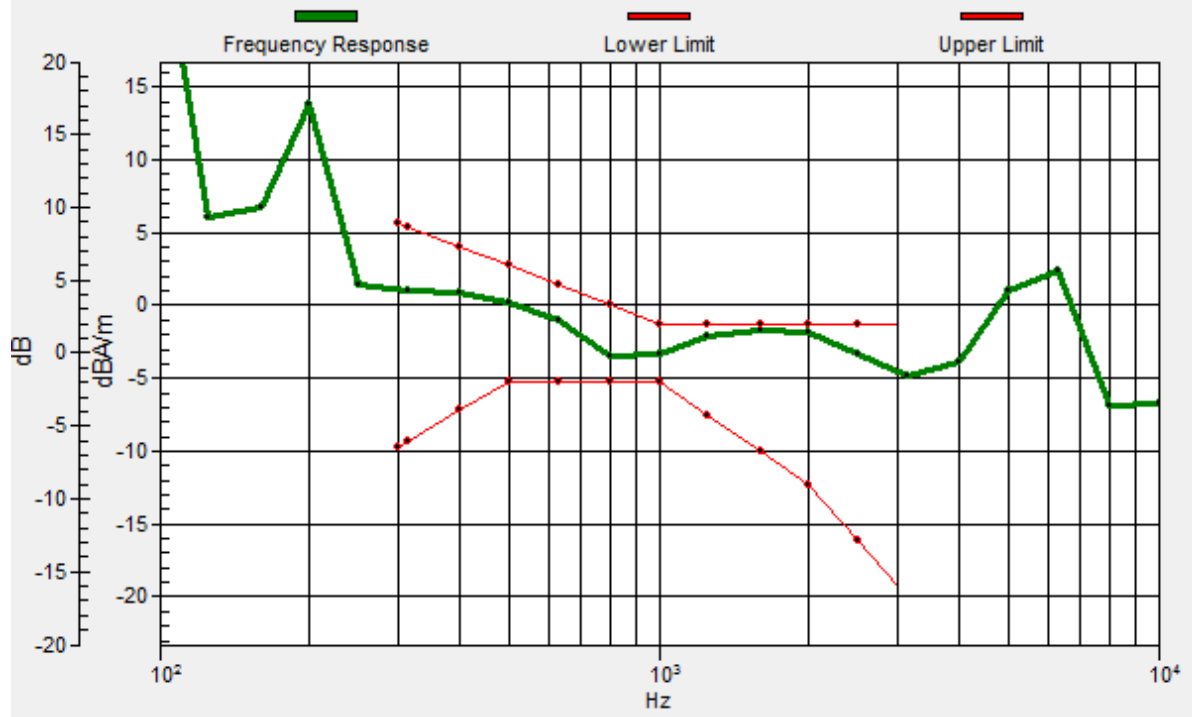
ABM1 comp = -3.79 dBA/m

Location: 3, 2, 3.7 mm



General Scans/z (axial) wideband at best S/N/ABM Freq Resp(x,y,z,f)

Loc: 5, 5, 3.7 mm Diff: 0.49dB



27_HAC_T-Coil_WLAN5GHz_802.11a_6Mbps_Ch149_Transversal (Y)

Communication System: 802.11a ; Frequency: 5745 MHz

Medium: Air Medium parameters used: $\sigma = 0$ S/m, $\epsilon_r = 1$; $\rho = 0$ kg/m³

Ambient Temperature : 23.2 °C

DASY5 Configuration

- Probe: AM1DV3 - 3130; ; Calibrated: 2017/11/21
- Sensor-Surface: 0mm (Fix Surface)
- Electronics: DAE4 Sn854; Calibrated: 2017/5/2
- Phantom: HAC Test Arch with AMCC; Type: SD HAC P01 BA;
- Measurement SW: DASY52, Version 52.8 (8); SEMCAD X Version 14.6.10 (7373)


General Scans/y (transversal) 4.2mm 50 x 50/ABM Interpolated SNR(x,y,z) (121x121x1):

Interpolated grid: dx=1.000 mm, dy=1.000 mm

ABM1/ABM2 = 36.39 dB

ABM1 comp = -10.37 dBA/m

Location: -2.3, -11.7, 3.7 mm



0 dB = 65.98 = 36.39 dB

28_HAC_T-Coil_GSM850_EDGE 2 Tx slots_6Kbps_Ch189_Axial (Z)

Communication System: GSM850 ; Frequency: 836.4 MHz

Medium: Air Medium parameters used: $\sigma = 0$ S/m, $\epsilon_r = 1$; $\rho = 0$ kg/m³

Ambient Temperature : 23.2 °C

DASY5 Configuration

- Probe: AM1DV3 - 3130; ; Calibrated: 2017/11/21
- Sensor-Surface: 0mm (Fix Surface)
- Electronics: DAE4 Sn854; Calibrated: 2017/5/2
- Phantom: HAC Test Arch with AMCC; Type: SD HAC P01 BA;
- Measurement SW: DASY52, Version 52.8 (8); SEMCAD X Version 14.6.10 (7373)


General Scans/z (axial) 4.2mm 50 x 50/ABM Interpolated SNR(x,y,z) (121x121x1):

Interpolated grid: dx=1.000 mm, dy=1.000 mm

ABM1/ABM2 = 44.78 dB

ABM1 comp = 9.49 dBA/m

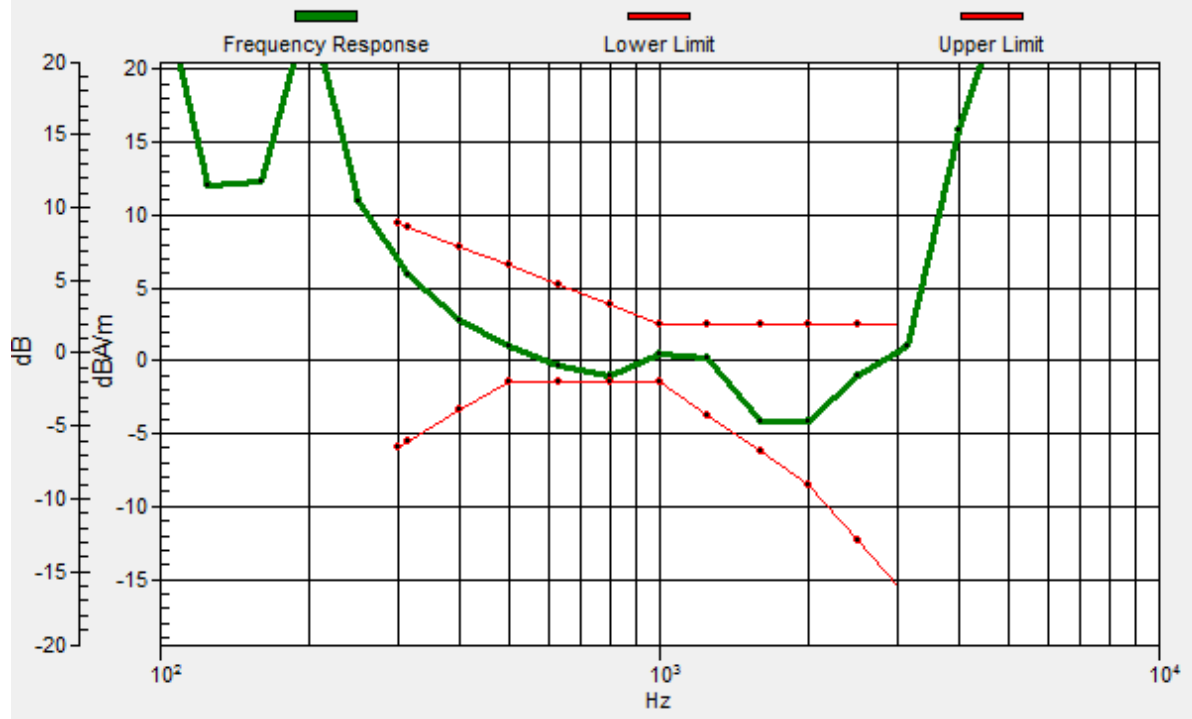
Location: -1, 2, 3.7 mm



0 dB = 173.3 = 44.78 dB

General Scans/z (axial) wideband at best S/N/ABM Freq Resp(x,y,z,f)

Loc: -5, 5, 3.7 mm Diff: 0.49dB



28_HAC_T-Coil_GSM850_EDGE 2 Tx slots_6Kbps_Ch189_Transversal (Y)

Communication System: GSM850 ; Frequency: 836.4 MHz

Medium: Air Medium parameters used: $\sigma = 0$ S/m, $\epsilon_r = 1$; $\rho = 0$ kg/m³

Ambient Temperature : 23.2 °C

DASY5 Configuration

- Probe: AM1DV3 - 3130; ; Calibrated: 2017/11/21
- Sensor-Surface: 0mm (Fix Surface)
- Electronics: DAE4 Sn854; Calibrated: 2017/5/2
- Phantom: HAC Test Arch with AMCC; Type: SD HAC P01 BA;
- Measurement SW: DASY52, Version 52.8 (8); SEMCAD X Version 14.6.10 (7373)

General Scans/y (transversal) 4.2mm 50 x 50/ABM Interpolated SNR(x,y,z) (121x121x1):

Interpolated grid: dx=1.000 mm, dy=1.000 mm

ABM1/ABM2 = 42.32 dB

ABM1 comp = 0.57 dBA/m

Location: -4, 14, 3.7 mm



29_HAC_T-Coil_GSM1900_EDGE 2 Tx slots_6Kbps_Ch661_Axial (Z)

Communication System: PCS ; Frequency: 1880 MHz

Medium: Air Medium parameters used: $\sigma = 0$ S/m, $\epsilon_r = 1$; $\rho = 0$ kg/m³

Ambient Temperature : 23.2 °C

DASY5 Configuration

- Probe: AM1DV3 - 3130; ; Calibrated: 2017/11/21
- Sensor-Surface: 0mm (Fix Surface)
- Electronics: DAE4 Sn854; Calibrated: 2017/5/2
- Phantom: HAC Test Arch with AMCC; Type: SD HAC P01 BA;
- Measurement SW: DASY52, Version 52.8 (8); SEMCAD X Version 14.6.10 (7373)


General Scans/z (axial) 4.2mm 50 x 50/ABM Interpolated SNR(x,y,z) (121x121x1):

Interpolated grid: dx=1.000 mm, dy=1.000 mm

ABM1/ABM2 = 44.13 dB

ABM1 comp = 8.55 dBA/m

Location: -2, 0, 3.7 mm



0 dB = 160.9 = 44.13 dB

29_HAC_T-Coil_GSM1900_EDGE 2 Tx slots_6Kbps_Ch661_Transversal (Y)

Communication System: PCS ; Frequency: 1880 MHz

Medium: Air Medium parameters used: $\sigma = 0$ S/m, $\epsilon_r = 1$; $\rho = 0$ kg/m³

Ambient Temperature : 23.2 °C

DASY5 Configuration

- Probe: AM1DV3 - 3130; ; Calibrated: 2017/11/21
- Sensor-Surface: 0mm (Fix Surface)
- Electronics: DAE4 Sn854; Calibrated: 2017/5/2
- Phantom: HAC Test Arch with AMCC; Type: SD HAC P01 BA;
- Measurement SW: DASY52, Version 52.8 (8); SEMCAD X Version 14.6.10 (7373)

General Scans/y (transversal) 4.2mm 50 x 50/ABM Interpolated SNR(x,y,z) (121x121x1):

Interpolated grid: dx=1.000 mm, dy=1.000 mm

ABM1/ABM2 = 39.74 dB

ABM1 comp = 1.00 dBA/m

Location: -3, 14, 3.7 mm



30_WCDMA II_HSPA_6kbps_Ch9400_Axial (Z)

Communication System: WCDMA Frequency: 1880 MHz

Medium: Air Medium parameters used: $\sigma = 0$ S/m, $\epsilon_r = 1$; $\rho = 0$ kg/m³

Ambient Temperature : 23.2 °C

DASY5 Configuration

- Probe: AM1DV3 - 3130; ; Calibrated: 2017/11/21
- Sensor-Surface: 0mm (Fix Surface)
- Electronics: DAE4 Sn854; Calibrated: 2017/5/2
- Phantom: HAC Test Arch with AMCC; Type: SD HAC P01 BA;
- Measurement SW: DASY52, Version 52.8 (8); SEMCAD X Version 14.6.10 (7373)


General Scans/z (axial) 4.2mm 50 x 50/ABM Interpolated SNR(x,y,z) (101x101x1):

Interpolated grid: dx=1.000 mm, dy=1.000 mm

ABM1/ABM2 = 41.87 dB

ABM1 comp = 13.22 dBA/m

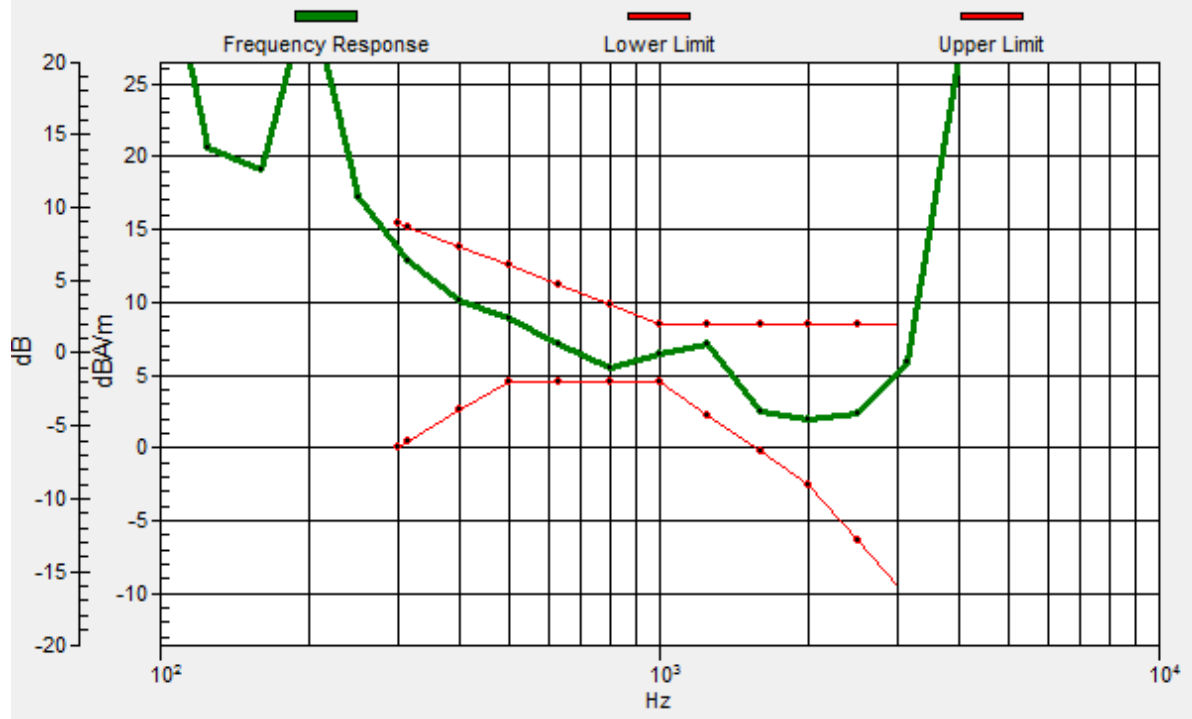
Location: 3, 3, 3.7 mm



0 dB = 124.0 = 41.87 dB

General Scans/z (axial) wideband at best S/N/ABM Freq Resp(x,y,z,f)

Loc: 0, 5, 3.7 mm Diff: 0.95dB



30_WCDMA II_USPA_6kbps_Ch9400_Transversal (Y)

Communication System: WCDMA ; Frequency: 1880 MHz

Medium: Air Medium parameters used: $\sigma = 0$ S/m, $\epsilon_r = 1$; $\rho = 0$ kg/m³

Ambient Temperature : 23.2 °C

DASY5 Configuration

- Probe: AM1DV3 - 3130; ; Calibrated: 2017/11/21
- Sensor-Surface: 0mm (Fix Surface)
- Electronics: DAE4 Sn854; Calibrated: 2017/5/2
- Phantom: HAC Test Arch with AMCC; Type: SD HAC P01 BA;
- Measurement SW: DASY52, Version 52.8 (8); SEMCAD X Version 14.6.10 (7373)


General Scans/y (transversal) 4.2mm 50 x 50/ABM Interpolated SNR(x,y,z) (101x101x1):

Interpolated grid: dx=1.000 mm, dy=1.000 mm

ABM1/ABM2 = 40.57 dB

ABM1 comp = 3.88 dBA/m

Location: -1, -7, 3.7 mm



0 dB = 106.8 = 40.57 dB

31_WCDMA IV_HSPA_6kbps_Ch1413_Axial (Z)

Communication System: WCDMA ; Frequency: 1732.6 MHz

Medium: Air Medium parameters used: $\sigma = 0$ S/m, $\epsilon_r = 1$; $\rho = 0$ kg/m³

Ambient Temperature : 23.2 °C

DASY5 Configuration

- Probe: AM1DV3 - 3130; ; Calibrated: 2017/11/21
- Sensor-Surface: 0mm (Fix Surface)
- Electronics: DAE4 Sn854; Calibrated: 2017/5/2
- Phantom: HAC Test Arch with AMCC; Type: SD HAC P01 BA;
- Measurement SW: DASY52, Version 52.8 (8); SEMCAD X Version 14.6.10 (7373)


General Scans/z (axial) 4.2mm 50 x 50/ABM Interpolated SNR(x,y,z) (101x101x1):

Interpolated grid: dx=1.000 mm, dy=1.000 mm

ABM1/ABM2 = 41.61 dB

ABM1 comp = 13.87 dBA/m

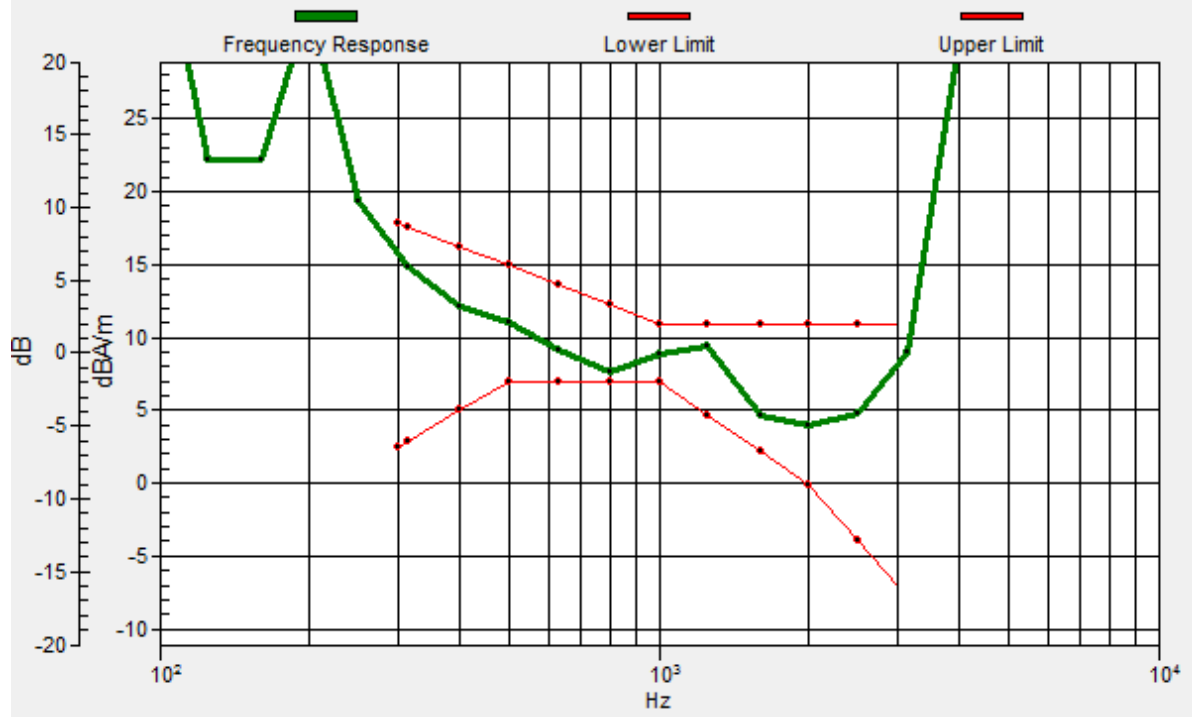
Location: 2.5, 0.5, 3.7 mm



0 dB = 120.3 = 41.61 dB

General Scans/z (axial) wideband at best S/N/ABM Freq Resp(x,y,z,f)

Loc: 0, 0, 3.7 mm Diff: 0.77dB



31_WCDMA IV_HSPA_6kbps_Ch1413_Transversal (Y)

Communication System: WCDMA ; Frequency: 1732.6 MHz

Medium: Air Medium parameters used: $\sigma = 0$ S/m, $\epsilon_r = 1$; $\rho = 0$ kg/m³

Ambient Temperature : 23.2 °C

DASY5 Configuration

- Probe: AM1DV3 - 3130; ; Calibrated: 2017/11/21
- Sensor-Surface: 0mm (Fix Surface)
- Electronics: DAE4 Sn854; Calibrated: 2017/5/2
- Phantom: HAC Test Arch with AMCC; Type: SD HAC P01 BA;
- Measurement SW: DASY52, Version 52.8 (8); SEMCAD X Version 14.6.10 (7373)

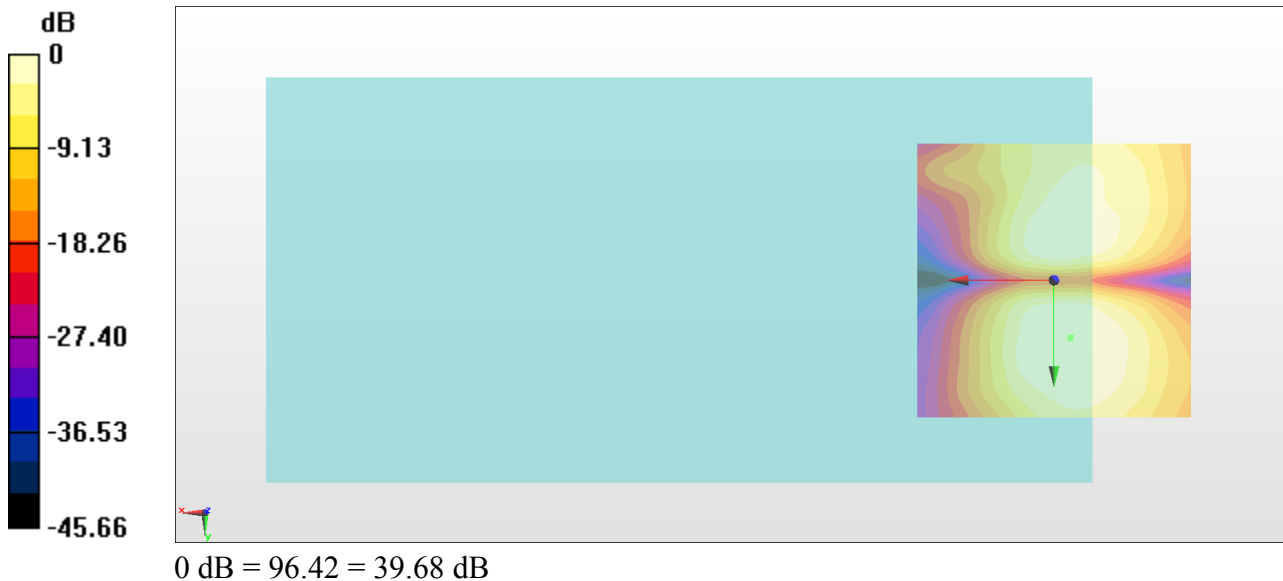
General Scans/y (transversal) 4.2mm 50 x 50/ABM Interpolated SNR(x,y,z) (101x101x1):

Interpolated grid: dx=1.000 mm, dy=1.000 mm

ABM1/ABM2 = 39.68 dB

ABM1 comp = 3.16 dBA/m

Location: -3, 10.5, 3.7 mm



32_WCDMA V_HSPA_6kbps_Ch4182_Axial (Z)

Communication System: WCDMA ; Frequency: 836.4 MHz

Medium: Air Medium parameters used: $\sigma = 0$ S/m, $\epsilon_r = 1$; $\rho = 0$ kg/m³

Ambient Temperature : 23.2 °C

DASY5 Configuration

- Probe: AM1DV3 - 3130; ; Calibrated: 2017/11/21
- Sensor-Surface: 0mm (Fix Surface)
- Electronics: DAE4 Sn854; Calibrated: 2017/5/2
- Phantom: HAC Test Arch with AMCC; Type: SD HAC P01 BA;
- Measurement SW: DASY52, Version 52.8 (8); SEMCAD X Version 14.6.10 (7373)


General Scans/z (axial) 4.2mm 50 x 50/ABM Interpolated SNR(x,y,z) (101x101x1):

Interpolated grid: dx=1.000 mm, dy=1.000 mm

ABM1/ABM2 = 42.10 dB

ABM1 comp = 11.90 dBA/m

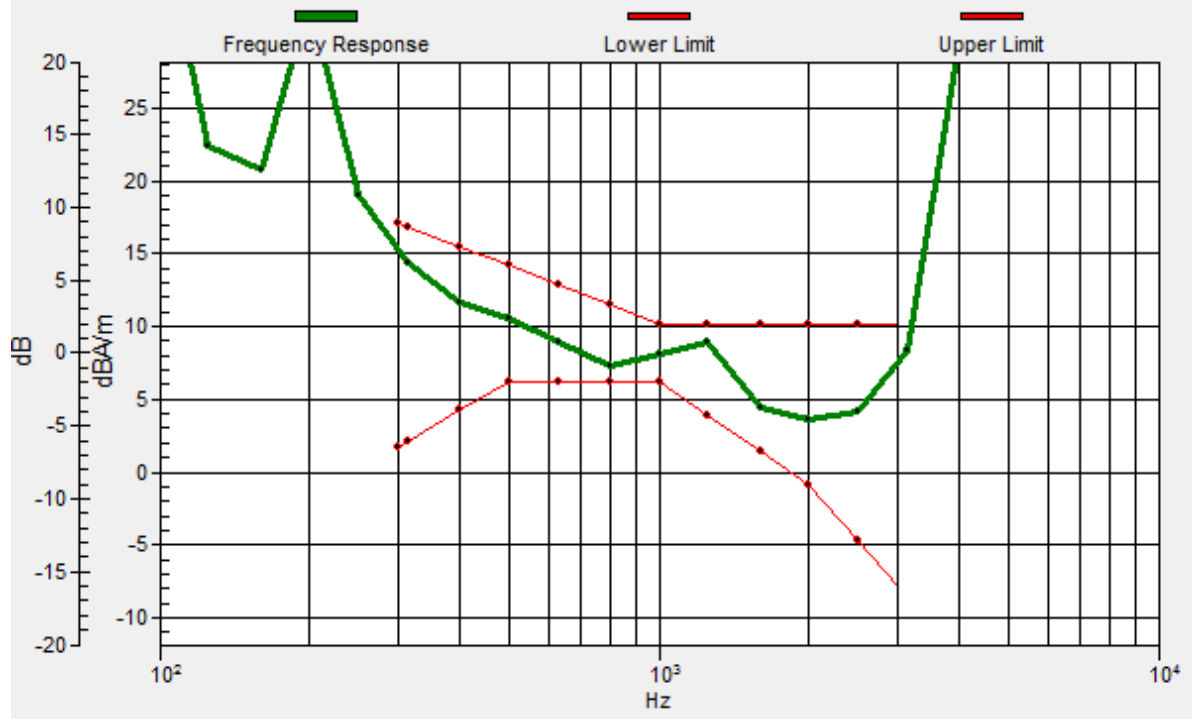
Location: 4, 5, 3.7 mm



0 dB = 127.4 = 42.10 dB

General Scans/z (axial) wideband at best S/N/ABM Freq Resp(x,y,z,f)

Loc: 5, 5, 3.7 mm Diff: 1.1dB



32_WCDMA V_HSPA_6kbps_Ch4182_Transversal (Y)

Communication System: WCDMA ; Frequency: 836.4 MHz

Medium: Air Medium parameters used: $\sigma = 0$ S/m, $\epsilon_r = 1$; $\rho = 0$ kg/m³

Ambient Temperature : 23.2 °C

DASY5 Configuration

- Probe: AM1DV3 - 3130; ; Calibrated: 2017/11/21
- Sensor-Surface: 0mm (Fix Surface)
- Electronics: DAE4 Sn854; Calibrated: 2017/5/2
- Phantom: HAC Test Arch with AMCC; Type: SD HAC P01 BA;
- Measurement SW: DASY52, Version 52.8 (8); SEMCAD X Version 14.6.10 (7373)

General Scans/y (transversal) 4.2mm 50 x 50/ABM Interpolated SNR(x,y,z) (101x101x1):

Interpolated grid: dx=1.000 mm, dy=1.000 mm

ABM1/ABM2 = 41.31 dB

ABM1 comp = 5.18 dBA/m

Location: 1, -7.5, 3.7 mm



33_HAC_T-Coil_CDMA BC0_RTAP 153.6Kbps_Ch384_Axial (Z)

Communication System: CDMA T-Coil ; Frequency: 836.52 MHz

Medium: Air Medium parameters used: $\sigma = 0$ S/m, $\epsilon_r = 1$; $\rho = 0$ kg/m³

Ambient Temperature : 23.2 °C

DASY5 Configuration

- Probe: AM1DV3 - 3130; ; Calibrated: 2017/11/21
- Sensor-Surface: 0mm (Fix Surface)
- Electronics: DAE4 Sn854; Calibrated: 2017/5/2
- Phantom: HAC Test Arch with AMCC; Type: SD HAC P01 BA;
- Measurement SW: DASY52, Version 52.8 (8); SEMCAD X Version 14.6.10 (7373)


General Scans/z (axial) 4.2mm 50 x 50/ABM Interpolated SNR(x,y,z) (121x121x1):

Interpolated grid: dx=1.000 mm, dy=1.000 mm

ABM1/ABM2 = 43.81 dB

ABM1 comp = 12.67 dBA/m

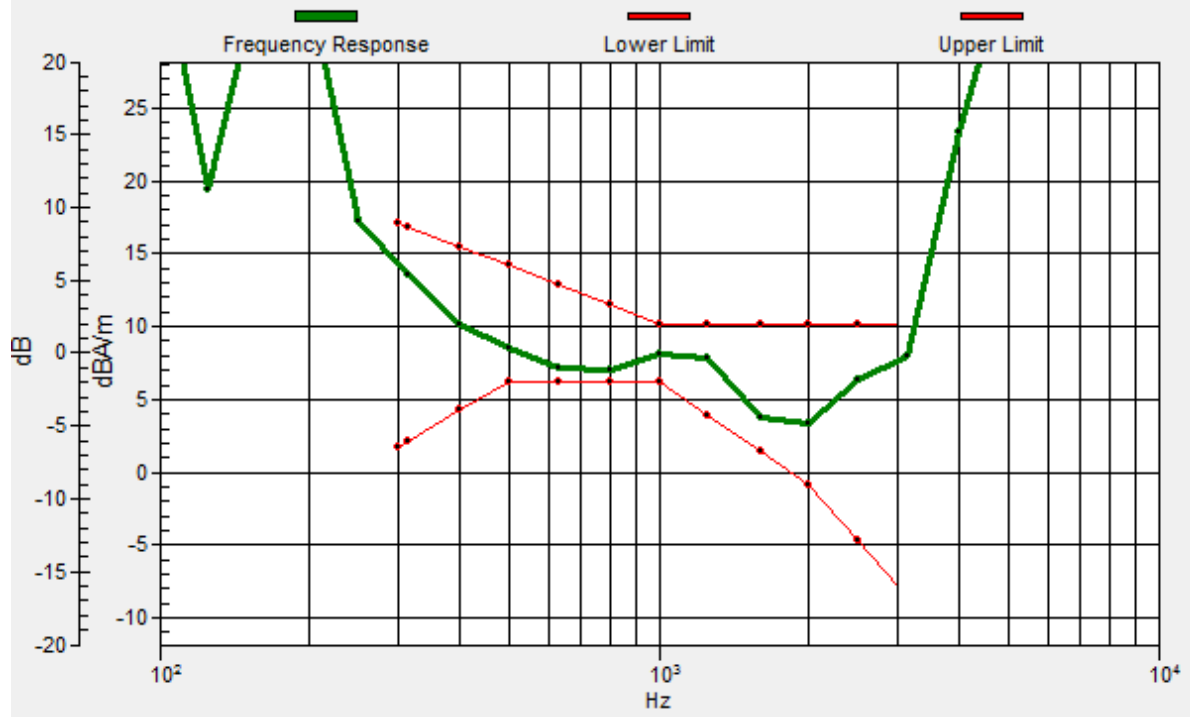
Location: 3, 4, 3.7 mm



0 dB = 155.1 = 43.81 dB

General Scans/z (axial) wideband at best S/N/ABM Freq Resp(x,y,z,f)

Loc: 5, 5, 3.7 mm Diff: 0.78dB



33_HAC_T-Coil_CDMA BC0_RTAP 153.6Kbps_Ch384_Transversal (Y)

Communication System: CDMA ; Frequency: 836.52 MHz

Medium: Air Medium parameters used: $\sigma = 0$ S/m, $\epsilon_r = 1$; $\rho = 0$ kg/m³

Ambient Temperature : 23.2 °C

DASY5 Configuration

- Probe: AM1DV3 - 3130; ; Calibrated: 2017/11/21
- Sensor-Surface: 0mm (Fix Surface)
- Electronics: DAE4 Sn854; Calibrated: 2017/5/2
- Phantom: HAC Test Arch with AMCC; Type: SD HAC P01 BA;
- Measurement SW: DASY52, Version 52.8 (8); SEMCAD X Version 14.6.10 (7373)


General Scans/y (transversal) 4.2mm 50 x 50/ABM Interpolated SNR(x,y,z) (51x51x1):

Interpolated grid: dx=1.000 mm, dy=1.000 mm

ABM1/ABM2 = 40.94 dB

ABM1 comp = 0.92 dBA/m

Location: -4, 14, 3.7 mm



0 dB = 111.4 = 40.94 dB

34_HAC_T-Coil_CDMA BC1_RTAP 153.6Kbps_Ch600_Axial (Z)

Communication System: CDMA T-Coil ; Frequency: 1880 MHz

Medium: Air Medium parameters used: $\sigma = 0$ S/m, $\epsilon_r = 1$; $\rho = 0$ kg/m³

Ambient Temperature : 23.2 °C

DASY5 Configuration

- Probe: AM1DV3 - 3130; ; Calibrated: 2017/11/21
- Sensor-Surface: 0mm (Fix Surface)
- Electronics: DAE4 Sn854; Calibrated: 2017/5/2
- Phantom: HAC Test Arch with AMCC; Type: SD HAC P01 BA;
- Measurement SW: DASY52, Version 52.8 (8); SEMCAD X Version 14.6.10 (7373)


General Scans/z (axial) 4.2mm 50 x 50/ABM Interpolated SNR(x,y,z) (121x121x1):

Interpolated grid: dx=1.000 mm, dy=1.000 mm

ABM1/ABM2 = 43.49 dB

ABM1 comp = 11.80 dBA/m

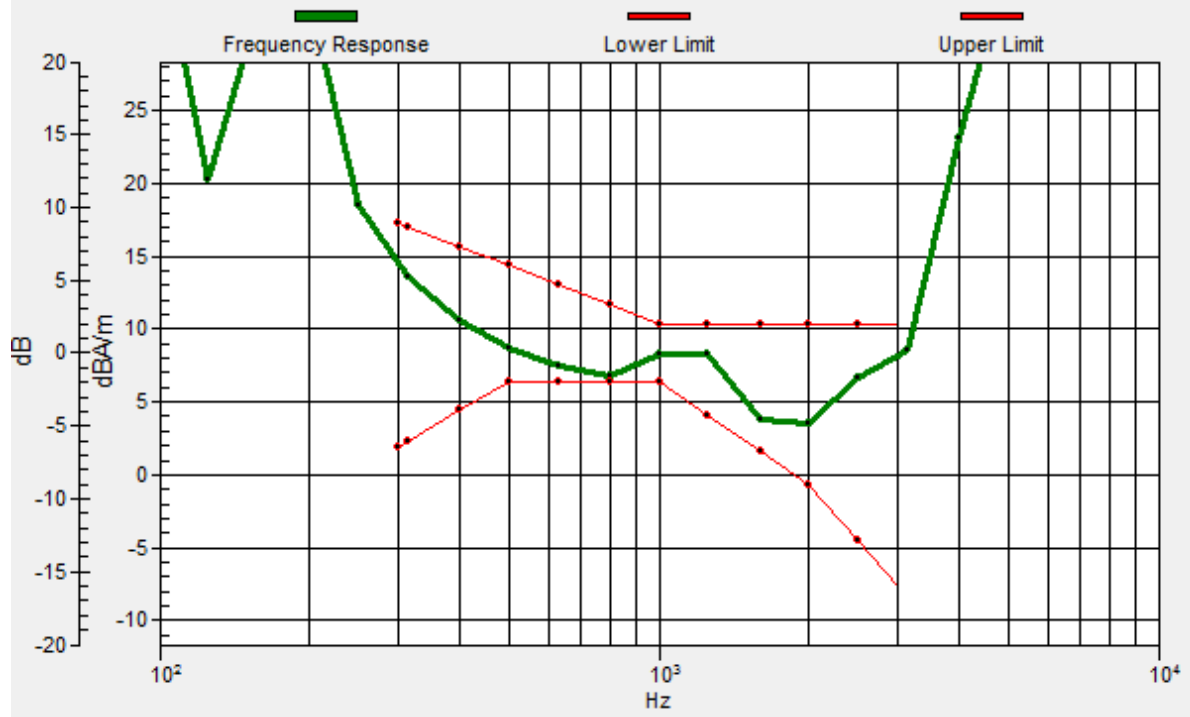
Location: 2, 2, 3.7 mm



0 dB = 149.4 = 43.49 dB

General Scans/z (axial) wideband at best S/N/ABM Freq Resp(x,y,z,f)

Loc: 5, 5, 3.7 mm Diff: 0.48dB



34_HAC_T-Coil_CDMA BC1_RTAP 153.6Kbps_Ch600_Transversal (Y)

Communication System: CDMA T-Coil (0); Frequency: 1880 MHz

Medium: Air Medium parameters used: $\sigma = 0$ S/m, $\epsilon_r = 1$; $\rho = 0$ kg/m³

Ambient Temperature : 23.2 °C

DASY5 Configuration

- Probe: AM1DV3 - 3130; ; Calibrated: 2017/11/21
- Sensor-Surface: 0mm (Fix Surface)
- Electronics: DAE4 Sn854; Calibrated: 2017/5/2
- Phantom: HAC Test Arch with AMCC; Type: SD HAC P01 BA;
- Measurement SW: DASY52, Version 52.8 (8); SEMCAD X Version 14.6.10 (7373)

General Scans/y (transversal) 4.2mm 50 x 50/ABM Interpolated SNR(x,y,z) (121x121x1):

Interpolated grid: dx=1.000 mm, dy=1.000 mm

ABM1/ABM2 = 41.18 dB

ABM1 comp = 0.69 dBA/m

Location: -4, 14, 3.7 mm



35_HAC_T-Coil_CDMA BC10_RTAP 153.6Kbps_Ch580_Axial (Z)

Communication System: CDMA T-Coil ; Frequency: 820.5 MHz

Medium: Air Medium parameters used: $\sigma = 0$ S/m, $\epsilon_r = 1$; $\rho = 0$ kg/m³

Ambient Temperature : 23.2 °C

DASY5 Configuration

- Probe: AM1DV3 - 3130; ; Calibrated: 2017/11/21
- Sensor-Surface: 0mm (Fix Surface)
- Electronics: DAE4 Sn854; Calibrated: 2017/5/2
- Phantom: HAC Test Arch with AMCC; Type: SD HAC P01 BA;
- Measurement SW: DASY52, Version 52.8 (8); SEMCAD X Version 14.6.10 (7373)

General Scans/z (axial) 4.2mm 50 x 50/ABM Interpolated SNR(x,y,z) (121x121x1):

Interpolated grid: dx=1.000 mm, dy=1.000 mm

ABM1/ABM2 = 44.64 dB

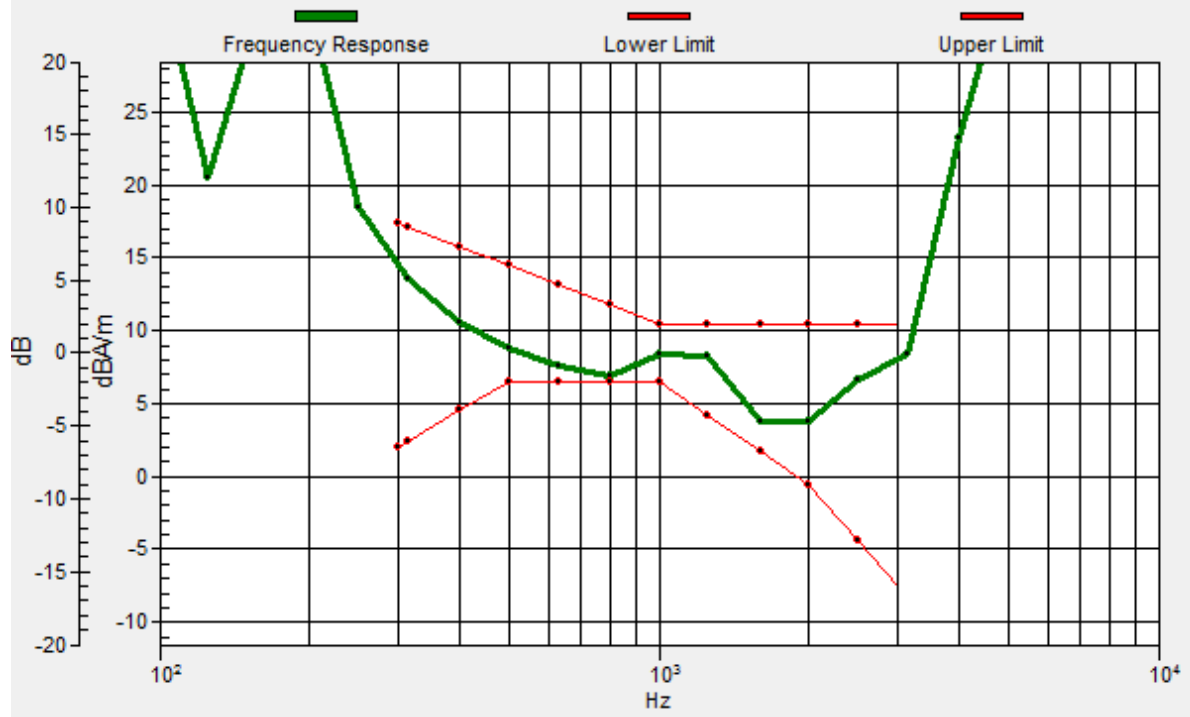
ABM1 comp = 11.82 dBA/m

Location: 2, 1, 3.7 mm



General Scans/z (axial) wideband at best S/N/ABM Freq Resp(x,y,z,f)

Loc: 5, 5, 3.7 mm Diff: 0.39dB



35_HAC_T-Coil_CDMA BC10_RTAP 153.6Kbps_Ch580_Transversal (Y)

Communication System: CDMA T-Coil ; Frequency: 820.5 MHz

Medium: Air Medium parameters used: $\sigma = 0$ S/m, $\epsilon_r = 1$; $\rho = 0$ kg/m³

Ambient Temperature : 23.2 °C

DASY5 Configuration

- Probe: AM1DV3 - 3130; ; Calibrated: 2017/11/21
- Sensor-Surface: 0mm (Fix Surface)
- Electronics: DAE4 Sn854; Calibrated: 2017/5/2
- Phantom: HAC Test Arch with AMCC; Type: SD HAC P01 BA;
- Measurement SW: DASY52, Version 52.8 (8); SEMCAD X Version 14.6.10 (7373)

General Scans/y (transversal) 4.2mm 50 x 50/ABM Interpolated SNR(x,y,z) (121x121x1):

Interpolated grid: dx=1.000 mm, dy=1.000 mm

ABM1/ABM2 = 43.15 dB

ABM1 comp = 3.78 dBA/m

Location: 0, -7, 3.7 mm



36_HAC_T-Coil_LTE Band 2_20M_QPSK_1RB_0offset_NB AMR 12.2Kbps_Ch18900_Axial (Z)

Communication System: LTE ; Frequency: 1880 MHz

Medium: Air Medium parameters used: $\sigma = 0$ S/m, $\epsilon_r = 1$; $\rho = 0$ kg/m³

Ambient Temperature : 23.2 °C

DASY5 Configuration

- Probe: AM1DV3 - 3130; ; Calibrated: 2017/11/21
- Sensor-Surface: 0mm (Fix Surface)
- Electronics: DAE4 Sn854; Calibrated: 2017/5/2
- Phantom: HAC Test Arch with AMCC; Type: SD HAC P01 BA;
- Measurement SW: DASY52, Version 52.8 (8); SEMCAD X Version 14.6.10 (7373)


General Scans/z (axial) 4.2mm 50 x 50/ABM Interpolated SNR(x,y,z) (121x121x1):

Interpolated grid: dx=1.000 mm, dy=1.000 mm

ABM1/ABM2 = 45.60 dB

ABM1 comp = 11.78 dBA/m

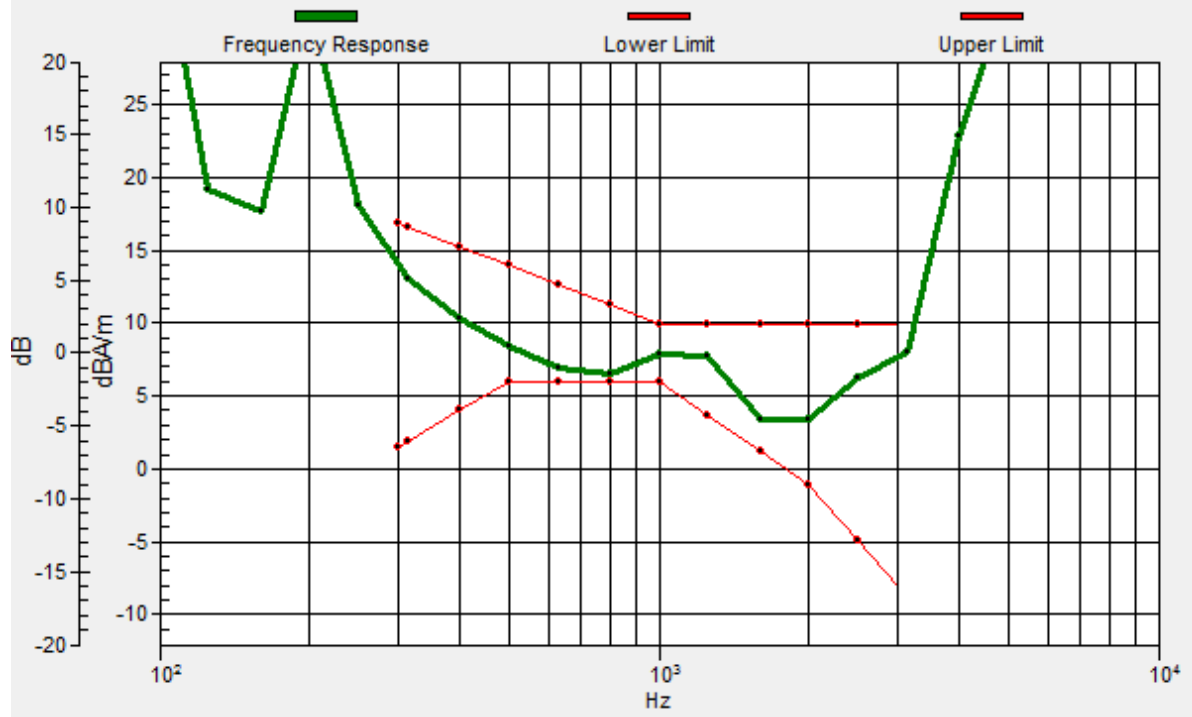
Location: 2, 1, 3.7 mm



0 dB = 190.5 = 45.60 dB

General Scans/z (axial) wideband at best S/N/ABM Freq Resp(x,y,z,f)

Loc: 5, 5, 3.7 mm Diff: 0.56dB



36_HAC_T-Coil_LTE Band 2_20M_QPSK_1RB_0offset_NB AMR 12.2Kbps_Ch18900_Transversal (Y)

Communication System: LTE ; Frequency: 1880 MHz

Medium: Air Medium parameters used: $\sigma = 0$ S/m, $\epsilon_r = 1$; $\rho = 0$ kg/m³

Ambient Temperature : 23.2 °C

DASY5 Configuration

- Probe: AM1DV3 - 3130; ; Calibrated: 2017/11/21
- Sensor-Surface: 0mm (Fix Surface)
- Electronics: DAE4 Sn854; Calibrated: 2017/5/2
- Phantom: HAC Test Arch with AMCC; Type: SD HAC P01 BA;
- Measurement SW: DASY52, Version 52.8 (8); SEMCAD X Version 14.6.10 (7373)


General Scans/y (transversal) 4.2mm 50 x 50/ABM Interpolated SNR(x,y,z) (121x121x1):

Interpolated grid: dx=1.000 mm, dy=1.000 mm

ABM1/ABM2 = 43.23 dB

ABM1 comp = 2.40 dBA/m

Location: 0, -11, 3.7 mm



0 dB = 145.0 = 43.23 dB

37_HAC_T-Coil_LTE Band 38_20M_QPSK_1RB_0offset_NB AMR 12.2Kbps_Ch38000_Axial (Z)

Communication System: LTE TDD ; Frequency: 2595 MHz

Medium: Air Medium parameters used: $\sigma = 0$ S/m, $\epsilon_r = 1$; $\rho = 0$ kg/m³

Ambient Temperature : 23.2 °C

DASY5 Configuration

- Probe: AM1DV3 - 3130; ; Calibrated: 2017/11/21
- Sensor-Surface: 0mm (Fix Surface)
- Electronics: DAE4 Sn854; Calibrated: 2017/5/2
- Phantom: HAC Test Arch with AMCC; Type: SD HAC P01 BA;
- Measurement SW: DASY52, Version 52.8 (8); SEMCAD X Version 14.6.10 (7373)


General Scans/z (axial) 4.2mm 50 x 50/ABM Interpolated SNR(x,y,z) (121x121x1):

Interpolated grid: dx=1.000 mm, dy=1.000 mm

ABM1/ABM2 = 43.41 dB

ABM1 comp = 6.36 dBA/m

Location: -4, 1, 3.7 mm



0 dB = 148.1 = 43.41 dB

37_HAC_T-Coil_LTE Band 38_20M_QPSK_1RB_0offset_NB AMR 12.2Kbps_Ch38000_Transversal (Y)

Communication System: LTE TDD ; Frequency: 2595 MHz

Medium: Air Medium parameters used: $\sigma = 0$ S/m, $\epsilon_r = 1$; $\rho = 0$ kg/m³

Ambient Temperature : 23.2 °C

DASY5 Configuration

- Probe: AM1DV3 - 3130; ; Calibrated: 2017/11/21
- Sensor-Surface: 0mm (Fix Surface)
- Electronics: DAE4 Sn854; Calibrated: 2017/5/2
- Phantom: HAC Test Arch with AMCC; Type: SD HAC P01 BA;
- Measurement SW: DASY52, Version 52.8 (8); SEMCAD X Version 14.6.10 (7373)


General Scans/y (transversal) 4.2mm 50 x 50/ABM Interpolated SNR(x,y,z) (121x121x1):

Interpolated grid: dx=1.000 mm, dy=1.000 mm

ABM1/ABM2 = 40.22 dB

ABM1 comp = -0.16 dBA/m

Location: -5, 15, 3.7 mm



0 dB = 102.6 = 40.22 dB

38_HAC_T-Coil_WLAN2.4GHz_802.11b 11Mbps_Ch6_Axial (Z)

Communication System: 802.11b ; Frequency: 2437 MHz

Medium: Air Medium parameters used: $\sigma = 0$ S/m, $\epsilon_r = 1$; $\rho = 0$ kg/m³

Ambient Temperature : 23.2 °C

DASY5 Configuration

- Probe: AM1DV3 - 3130; ; Calibrated: 2017/11/21
- Sensor-Surface: 0mm (Fix Surface)
- Electronics: DAE4 Sn854; Calibrated: 2017/5/2
- Phantom: HAC Test Arch with AMCC; Type: SD HAC P01 BA;
- Measurement SW: DASY52, Version 52.8 (8); SEMCAD X Version 14.6.10 (7373)


General Scans/z (axial) 4.2mm 50 x 50/ABM Interpolated SNR(x,y,z) (121x121x1):

Interpolated grid: dx=1.000 mm, dy=1.000 mm

ABM1/ABM2 = 44.93 dB

ABM1 comp = 11.42 dBA/m

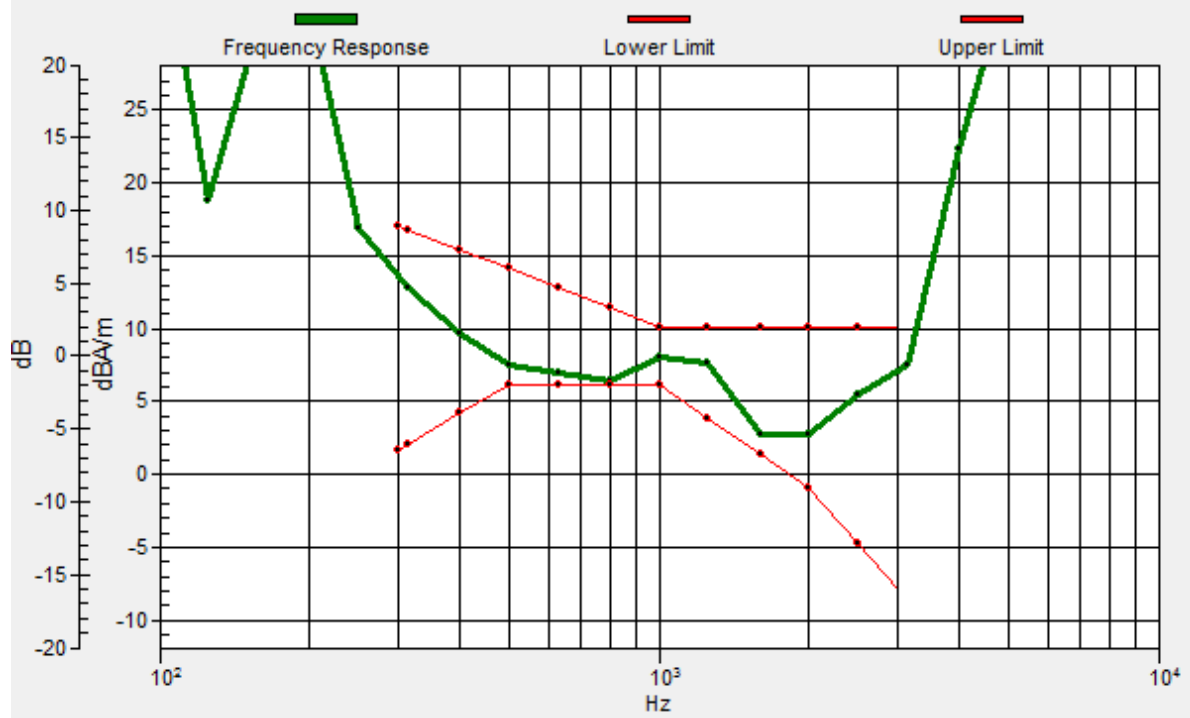
Location: 2, -1, 3.7 mm



0 dB = 176.3 = 44.93 dB

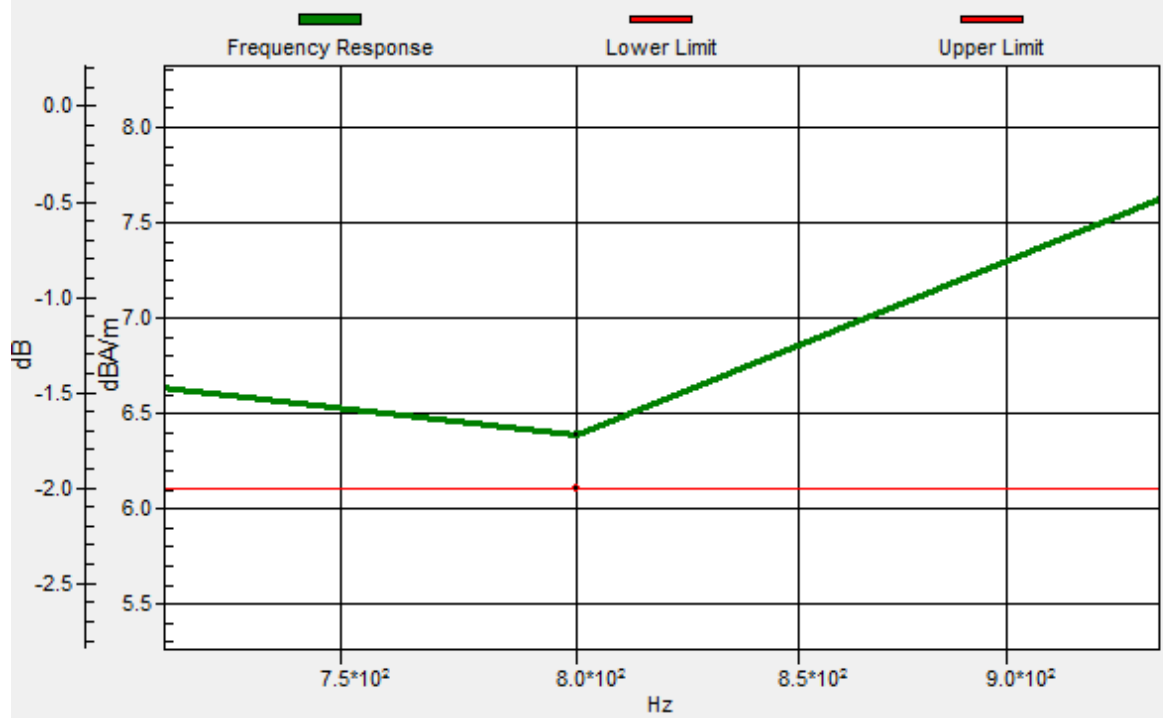
General Scans/z (axial) wideband at best S/N/ABM Freq Resp(x,y,z,f)

Loc: 5, -5, 3.7 mm Diff: 0.28dB



General Scans/z (axial) wideband at best S/N/ABM Freq Resp(x,y,z,f)

Loc: 5, -5, 3.7 mm Diff: 0.28dB



38_HAC_T-Coil_WLAN2.4GHz_802.11b 11Mbps_Ch6_Transversal (Y)

Communication System: 802.11b ; Frequency: 2437 MHz

Medium: Air Medium parameters used: $\sigma = 0$ S/m, $\epsilon_r = 1$; $\rho = 0$ kg/m³

Ambient Temperature : 23.2 °C

DASY5 Configuration

- Probe: AM1DV3 - 3130; ; Calibrated: 2017/11/21
- Sensor-Surface: 0mm (Fix Surface)
- Electronics: DAE4 Sn854; Calibrated: 2017/5/2
- Phantom: HAC Test Arch with AMCC; Type: SD HAC P01 BA;
- Measurement SW: DASY52, Version 52.8 (8); SEMCAD X Version 14.6.10 (7373)

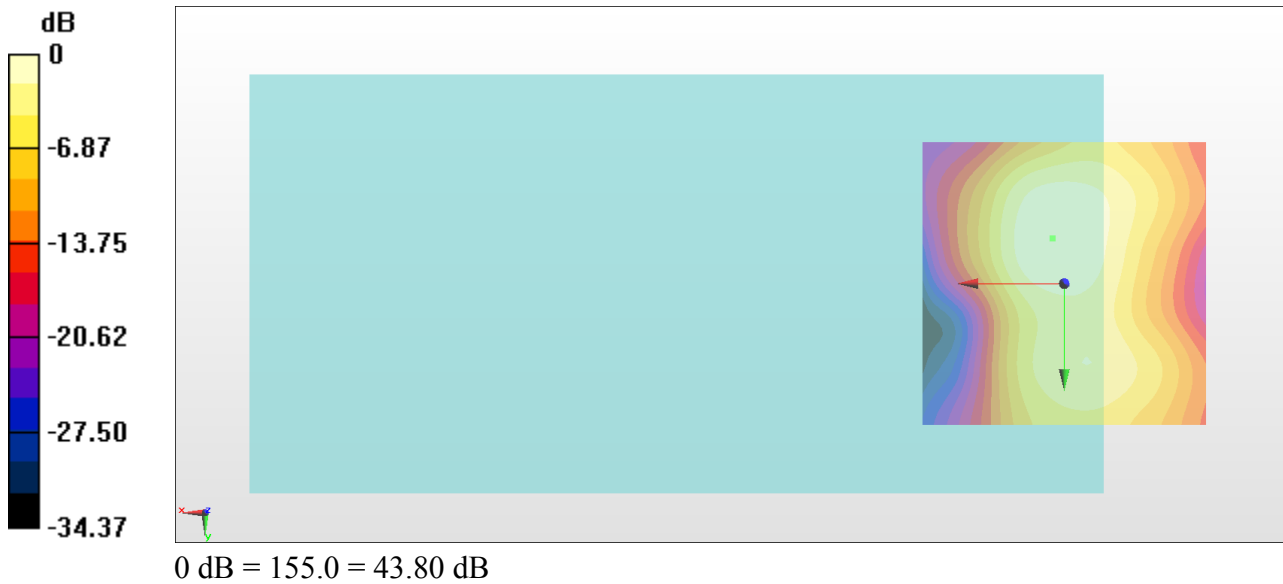
General Scans/y (transversal) 4.2mm 50 x 50/ABM Interpolated SNR(x,y,z) (121x121x1):

Interpolated grid: dx=1.000 mm, dy=1.000 mm

ABM1/ABM2 = 43.80 dB

ABM1 comp = 4.13 dBA/m

Location: 2, -8, 3.7 mm



39_HAC_T-Coil_WLAN5GHz_802.11a_6Mbps_Ch60_Axial (Z)

Communication System: 802.11a ; Frequency: 5300 MHz

Medium: Air Medium parameters used: $\sigma = 0$ S/m, $\epsilon_r = 1$; $\rho = 0$ kg/m³

Ambient Temperature : 23.2 °C

DASY5 Configuration

- Probe: AM1DV3 - 3130; ; Calibrated: 2017/11/21
- Sensor-Surface: 0mm (Fix Surface)
- Electronics: DAE4 Sn854; Calibrated: 2017/5/2
- Phantom: HAC Test Arch with AMCC; Type: SD HAC P01 BA;
- Measurement SW: DASY52, Version 52.8 (8); SEMCAD X Version 14.6.10 (7373)


General Scans/z (axial) 4.2mm 50 x 50/ABM Interpolated SNR(x,y,z) (121x121x1):

Interpolated grid: dx=1.000 mm, dy=1.000 mm

ABM1/ABM2 = 46.81 dB

ABM1 comp = 10.90 dBA/m

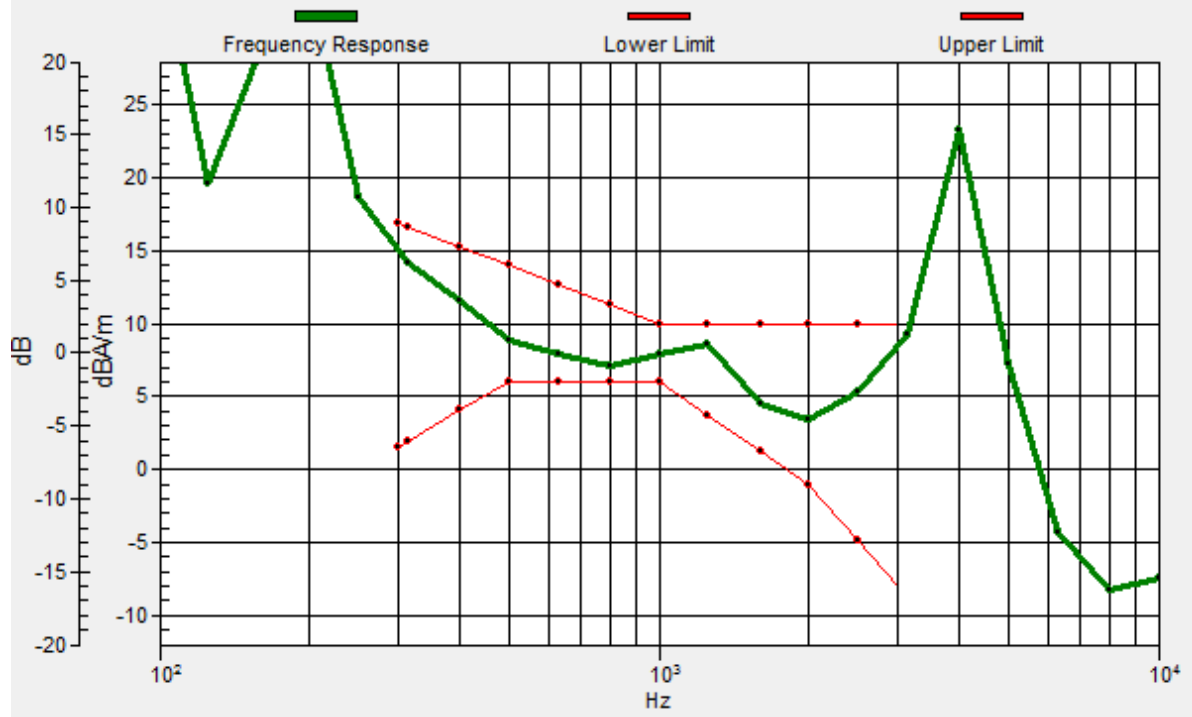
Location: 2, 2, 3.7 mm



0 dB = 219.1 = 46.81 dB

General Scans/z (axial) wideband at best S/N/ABM Freq Resp(x,y,z,f)

Loc: 5, 5, 3.7 mm Diff: 1.06dB



39_HAC_T-Coil_WLAN5GHz_802.11a_6Mbps_Ch60_Transversal (Y)

Communication System: 802.11a ; Frequency: 5300 MHz

Medium: Air Medium parameters used: $\sigma = 0$ S/m, $\epsilon_r = 1$; $\rho = 0$ kg/m³

Ambient Temperature : 23.2 °C

DASY5 Configuration

- Probe: AM1DV3 - 3130; ; Calibrated: 2017/11/21
- Sensor-Surface: 0mm (Fix Surface)
- Electronics: DAE4 Sn854; Calibrated: 2017/5/2
- Phantom: HAC Test Arch with AMCC; Type: SD HAC P01 BA;
- Measurement SW: DASY52, Version 52.8 (8); SEMCAD X Version 14.6.10 (7373)

General Scans/y (transversal) 4.2mm 50 x 50/ABM Interpolated SNR(x,y,z) (121x121x1):

Interpolated grid: dx=1.000 mm, dy=1.000 mm

ABM1/ABM2 = 45.34 dB

ABM1 comp = 2.86 dBA/m

Location: 2, -9, 3.7 mm

