

HAC_E_Dipole_835_180219

DUT: HAC-Dipole 835 MHz

Communication System: CW; Frequency: 835 MHz; Duty Cycle: 1:1

Medium: Air Medium parameters used: $\sigma = 0$ S/m, $\epsilon_r = 1$; $\rho = 0$ kg/m³

Ambient Temperature : 23.5 °C

DASY5 Configuration

- Probe: ER3DV6 - SN2480; ConvF(1, 1, 1); Calibrated: 2017/12/15;
- Sensor-Surface: (Fix Surface)
- Electronics: DAE3 Sn393; Calibrated: 2017/8/10
- Phantom: HAC Test Arch with AMCC; Type: SD HAC P01 BA;
- Measurement SW: DASY52, Version 52.8 (8); SEMCAD X Version 14.6.10 (7373)

E Scan - measurement distance from the probe sensor center to CD835 = 10mm & 15mm/Hearing Aid Compatibility Test at 15mm distance (41x361x1): Interpolated grid:

dx=0.5000 mm, dy=0.5000 mm

Device Reference Point: 0, 0, -6.3 mm

Reference Value = 128.9 V/m; Power Drift = 0.01 dB

PMR not calibrated. PMF = 1.000 is applied.

E-field emissions = 113.3 V/m

Average value of Total=(113.3+112.3) / 2 = 112.8 V/m

PMF scaled E-field

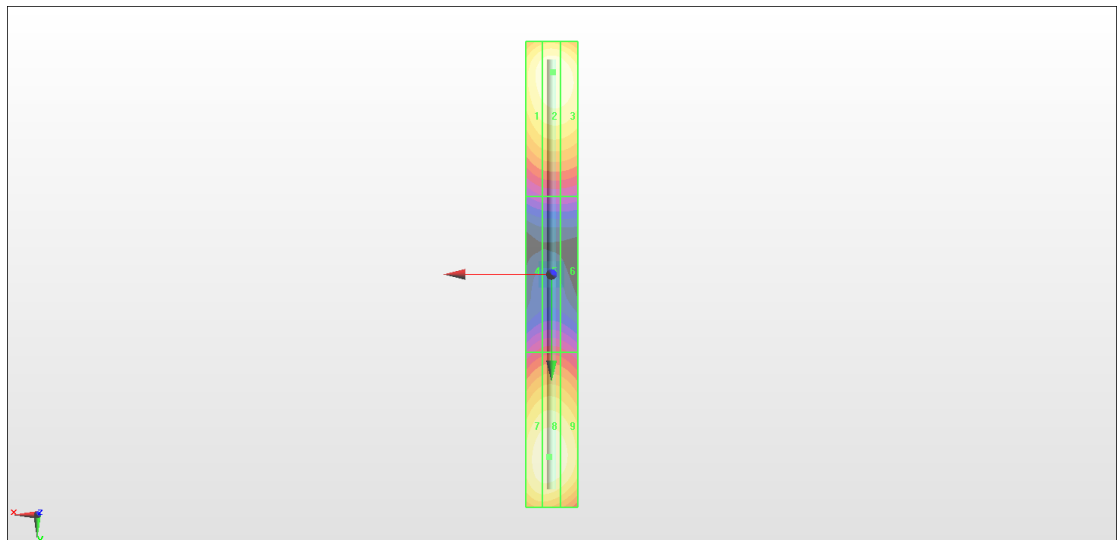
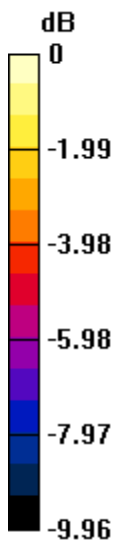
Grid 1 M4 110.3 V/m	Grid 2 M4 113.3 V/m	Grid 3 M4 112.1 V/m
Grid 4 M4 64.22 V/m	Grid 5 M4 65.14 V/m	Grid 6 M4 63.99 V/m
Grid 7 M4 111.4 V/m	Grid 8 M4 112.3 V/m	Grid 9 M4 109.6 V/m

Cursor:

Total = 113.3 V/m

E Category: M4

Location: -0.5, -78, 9.7 mm



0 dB = 113.3 V/m = 41.08 dBV/m

HAC_E_Dipole_1880_180219

DUT: HAC Dipole 1880 MHz

Communication System: CW; Frequency: 1880 MHz; Duty Cycle: 1:1

Medium: Air Medium parameters used: $\sigma = 0$ S/m, $\epsilon_r = 1$; $\rho = 0$ kg/m³

Ambient Temperature : 23.5 °C

DASY5 Configuration

- Probe: ER3DV6 - SN2480; ConvF(1, 1, 1); Calibrated: 2017/12/15;
- Sensor-Surface: (Fix Surface)
- Electronics: DAE3 Sn393; Calibrated: 2017/8/10
- Phantom: HAC Test Arch with AMCC; Type: SD HAC P01 BA;
- Measurement SW: DASY52, Version 52.8 (8); SEMCAD X Version 14.6.10 (7373)

E Scan - measurement distance from the probe sensor center to CD1880 = 10mm & 15mm/Hearing Aid Compatibility Test at 15mm distance (41x181x1): Interpolated grid:

dx=0.5000 mm, dy=0.5000 mm

Device Reference Point: 0, 0, -6.3 mm

Reference Value = 145.6 V/m; Power Drift = 0.01 dB

PMR not calibrated. PMF = 1.000 is applied.

E-field emissions = 92.36 V/m

Average value of Total=(91.45+92.36) / 2 = 91.905 V/m

PMF scaled E-field

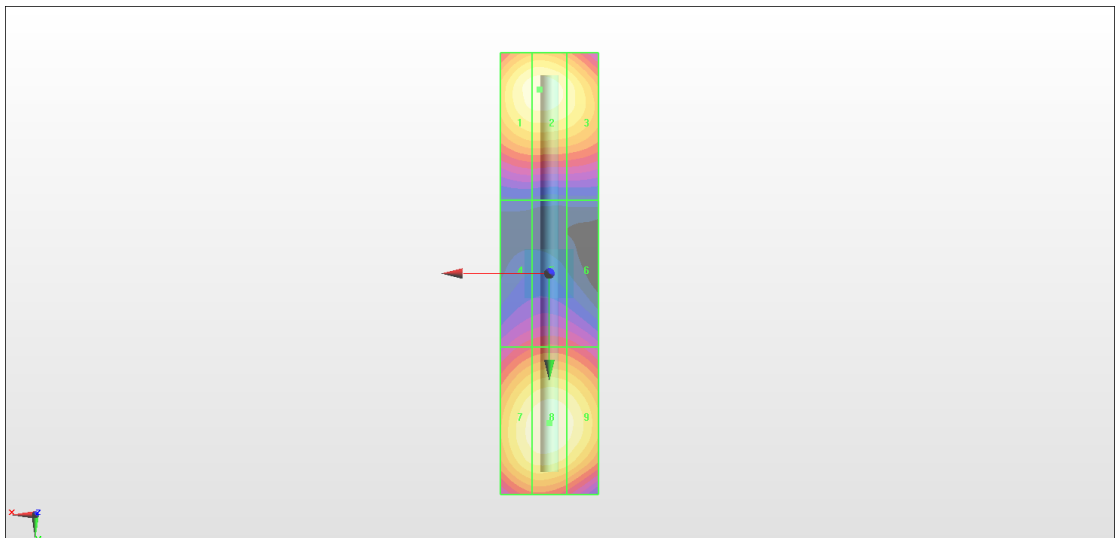
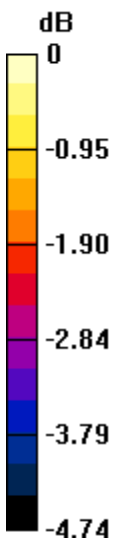
Grid 1 M3 91.07 V/m	Grid 2 M3 91.45 V/m	Grid 3 M3 88.38 V/m
Grid 4 M3 71.35 V/m	Grid 5 M3 72.50 V/m	Grid 6 M3 71.68 V/m
Grid 7 M3 90.63 V/m	Grid 8 M3 92.36 V/m	Grid 9 M3 90.62 V/m

Cursor:

Total = 92.36 V/m

E Category: M3

Location: 0, 30.5, 9.7 mm



0 dB = 92.36 V/m = 39.31 dBV/m

HAC_E_Dipole_2600_180219

DUT: HAC Dipole 2600 MHz

Communication System: CW ; Frequency: 2600 MHz; Duty Cycle: 1:1

Medium: Air Medium parameters used: $\sigma = 0$ S/m, $\epsilon_r = 1$; $\rho = 0$ kg/m³

Ambient Temperature : 23.5 °C

DASY5 Configuration

- Probe: ER3DV6 - SN2480; ConvF(1, 1, 1); Calibrated: 2017/12/15;
- Sensor-Surface: (Fix Surface)
- Electronics: DAE3 Sn393; Calibrated: 2017/8/10
- Phantom: HAC Test Arch with AMCC; Type: SD HAC P01 BA;
- Measurement SW: DASY52, Version 52.8 (8); SEMCAD X Version 14.6.10 (7373)

E Scan - measurement distance from the probe sensor center to CD2600 = 10mm & 15mm/Hearing Aid Compatibility Test at 15mm distance (41x181x1): Interpolated grid:

dx=0.5000 mm, dy=0.5000 mm

Device Reference Point: 0, 0, -6.3 mm

Reference Value = 72.68 V/m; Power Drift = 0.03 dB

PMR not calibrated. PMF = 1.000 is applied.

E-field emissions = 94.91 V/m

Average value of Total=(87.53+94.91) / 2 = 91.22 V/m

PMF scaled E-field

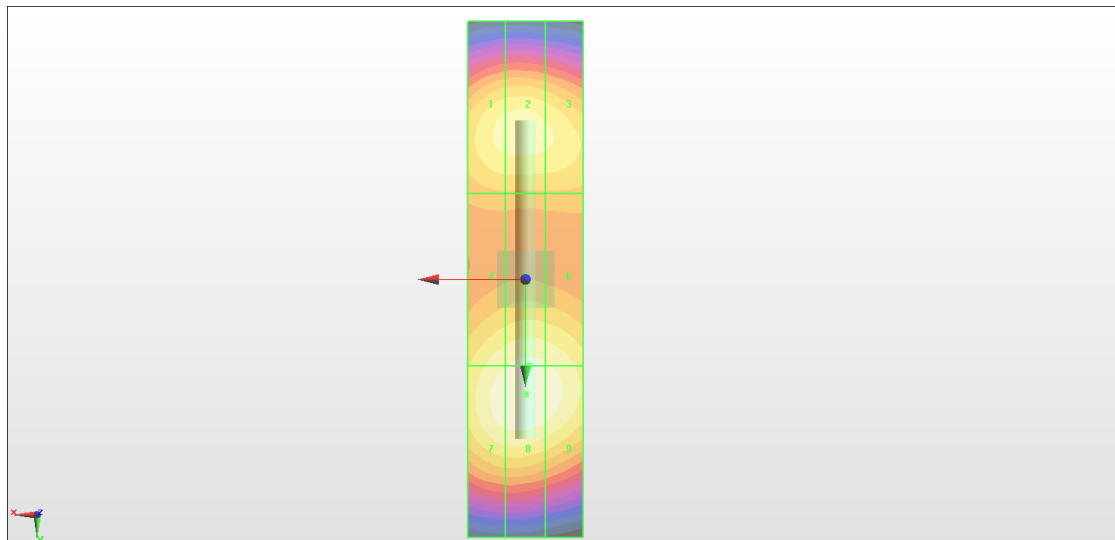
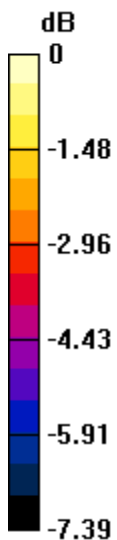
Grid 1 M3 86.86 V/m	Grid 2 M3 87.53 V/m	Grid 3 M3 85.85 V/m
Grid 4 M3 89.50 V/m	Grid 5 M3 91.57 V/m	Grid 6 M3 90.50 V/m
Grid 7 M3 93.23 V/m	Grid 8 M3 94.91 V/m	Grid 9 M3 93.29 V/m

Cursor:

Total = 94.91 V/m

E Category: M3

Location: 0, 20, 9.7 mm



0 dB = 94.91 V/m = 39.55 dBV/m