

1 HAC T-Coil GSM850_Voice_Ch189(Z)

Communication System: UID 0, General GSM (0); Frequency: 836.4 MHz

Medium: Air Medium parameters used: $\sigma = 0$ S/m, $\epsilon_r = 1$; $\rho = 0$ kg/m³

Ambient Temperature : 23.5 °C

DASY5 Configuration:

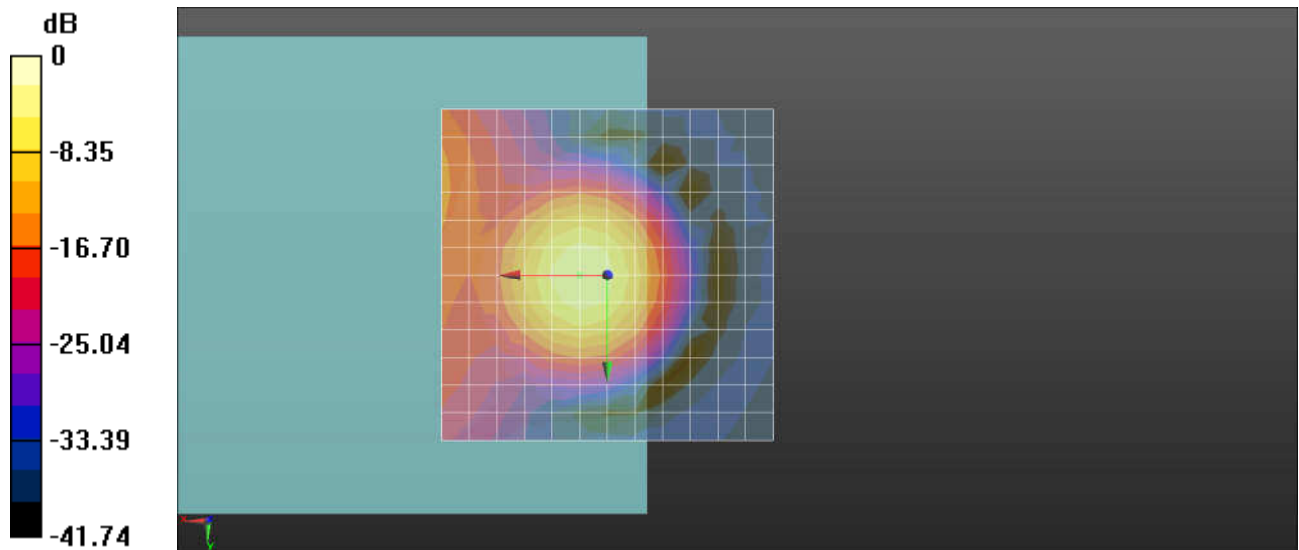
- Probe: AM1DV3 - 3093; ; Calibrated: 2017.5.19
- Sensor-Surface: 0mm (Fix Surface)
- Electronics: DAE4 Sn1279; Calibrated: 2018.1.3
- Phantom: HAC Test Arch with AMCC; Type: SD HAC P01 BA;
- Measurement SW: DASY52, Version 52.8 (8); SEMCAD X Version 14.6.10 (7331)

Ch189/z (axial) 4.2mm 50 x 50/ABM SNR(x,y,z) (13x13x1): Measurement grid: dx=10mm, dy=10mm

ABM1/ABM2 = 26.38 dB

ABM1 comp = -4.18 dBA/m

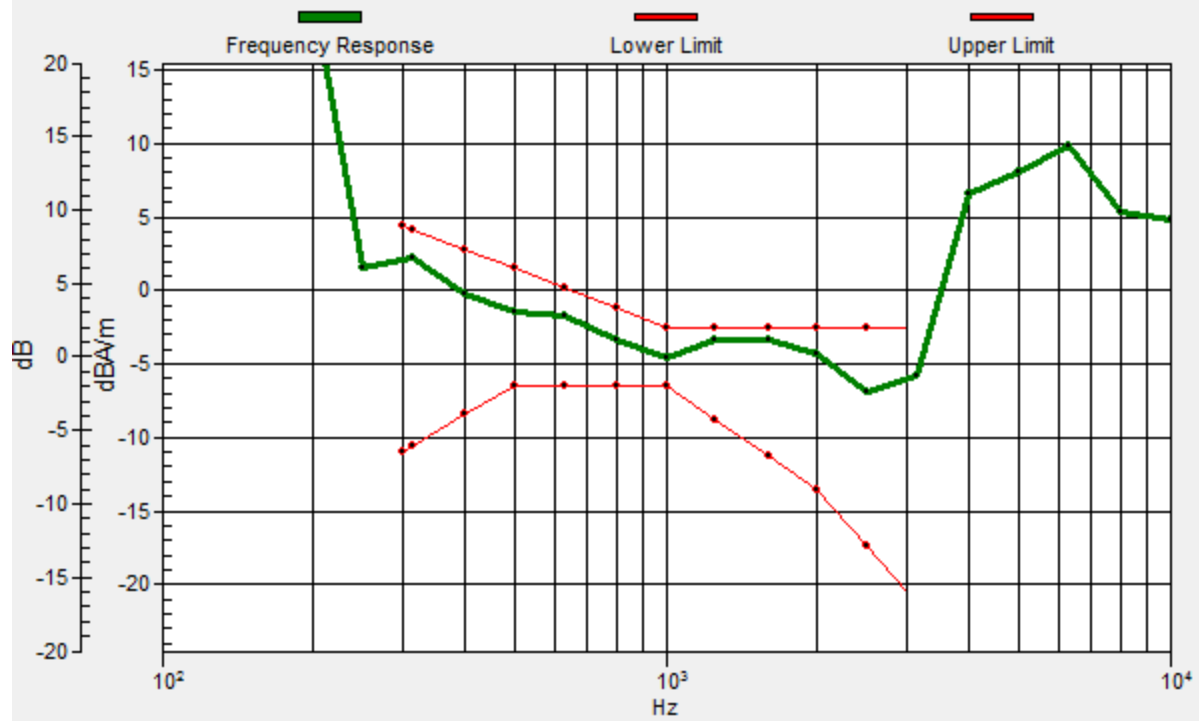
Location: 0, 0, 3.7 mm



0 dB = 1.000 A/m = 0.00 dBA/m

Ch189/z (axial) wideband at best S/N/ABM Freq Resp(x,y,z,f)

Loc: 0, 0, 3.7 mm Diff: 0.86dB



1 HAC T-Coil GSM850_Voice_Ch189(Y)

Communication System: UID 0, General GSM (0); Frequency: 836.4 MHz

Medium: Air Medium parameters used: $\sigma = 0$ S/m, $\epsilon_r = 1$; $\rho = 0$ kg/m³

Ambient Temperature : 23.5 °C

DASY5 Configuration:

- Probe: AM1DV3 - 3093; ; Calibrated: 2017.5.19
- Sensor-Surface: 0mm (Fix Surface)
- Electronics: DAE4 Sn1279; Calibrated: 2018.1.3
- Phantom: HAC Test Arch with AMCC; Type: SD HAC P01 BA;
- Measurement SW: DASY52, Version 52.8 (8); SEMCAD X Version 14.6.10 (7331)

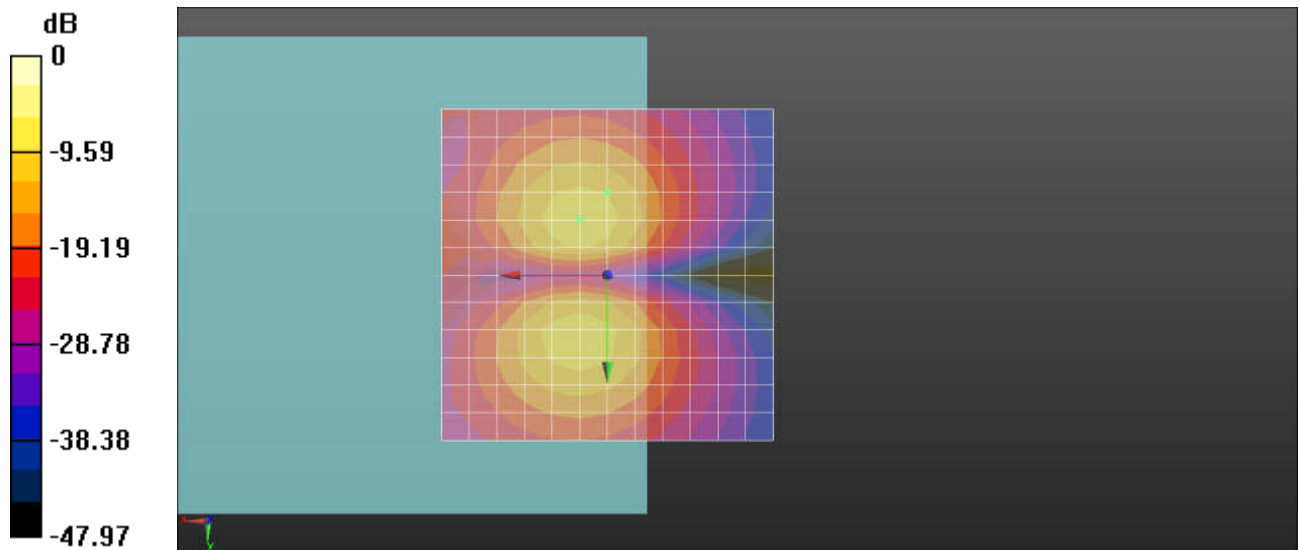
Ch189/y (transversal) 4.2mm 50 x 50/ABM SNR(x,y,z) (13x13x1): Measurement grid:

dx=10mm, dy=10mm

ABM1/ABM2 = 27.09 dB

ABM1 comp = -12.89 dBA/m

Location: 0, -12.5, 3.7 mm



0 dB = 1.000 A/m = 0.00 dBA/m

2 HAC T-Coil GSM1900_Voice_Ch661(Z)

Communication System: UID 0, General GSM (0); Frequency: 1880 MHz

Medium: Air Medium parameters used: $\sigma = 0$ S/m, $\epsilon_r = 1$; $\rho = 0$ kg/m³

Ambient Temperature : 23.2 °C

DASY5 Configuration:

- Probe: AM1DV3 - 3093; ; Calibrated: 2017.5.19
- Sensor-Surface: 0mm (Fix Surface)
- Electronics: DAE4 Sn1279; Calibrated: 2018.1.3
- Phantom: HAC Test Arch with AMCC; Type: SD HAC P01 BA;
- Measurement SW: DASY52, Version 52.8 (8); SEMCAD X Version 14.6.10 (7331)

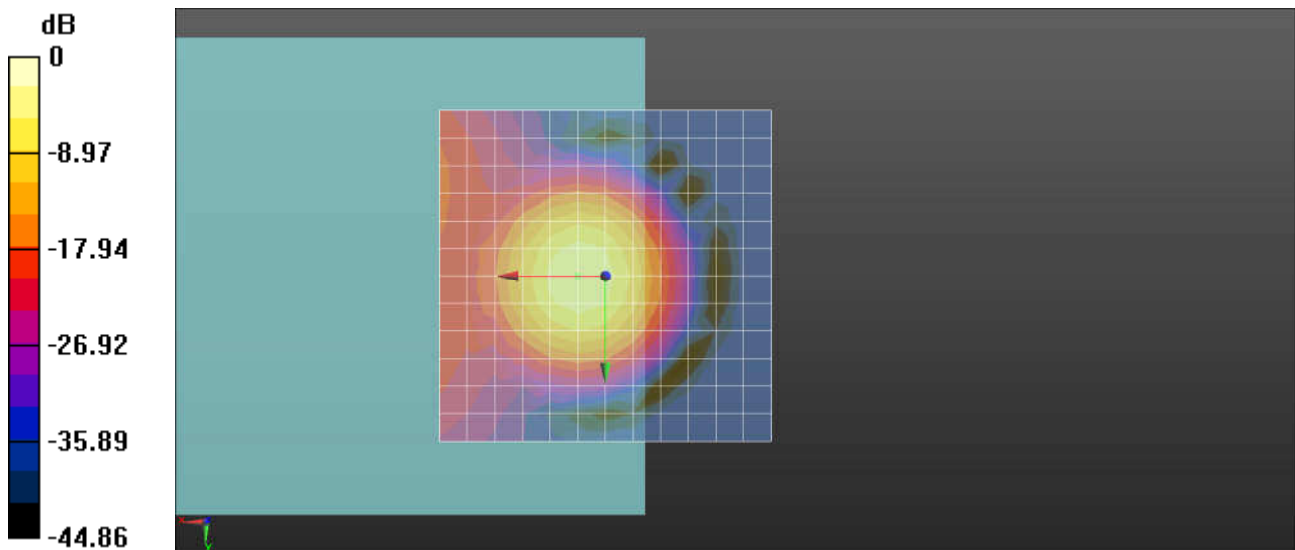
Ch661/z (axial) 4.2mm 50 x 50/ABM SNR(x,y,z) (13x13x1): Measurement grid: dx=10mm, dy=10mm

ABM1/ABM2 = 28.71 dB

ABM1 comp = -4.23 dBA/m

BWC Factor = 0.16 dB

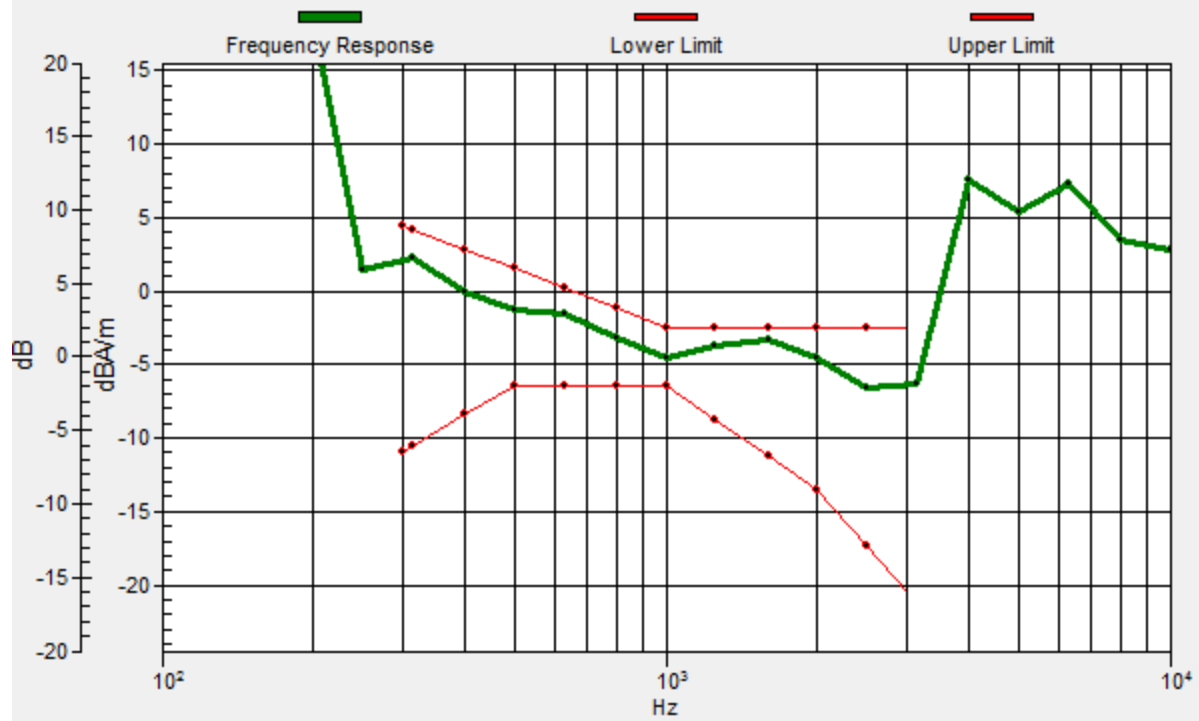
Location: 0, 0, 3.7 mm



0 dB = 1.000 A/m = 0.00 dBA/m

Ch661/z (axial) wideband at best S/N/ABM Freq Resp(x,y,z,f)

Loc: 0, 0, 3.7 mm Diff: 0.88dB



2 HAC T-Coil GSM1900_Voice_Ch661(Y)

Communication System: UID 0, General GSM (0); Frequency: 1880 MHz

Medium: Air Medium parameters used: $\sigma = 0$ S/m, $\epsilon_r = 1$; $\rho = 0$ kg/m³

Ambient Temperature : 23.0 °C

DASY5 Configuration:

- Probe: AM1DV3 - 3093; ; Calibrated: 2017.5.19
- Sensor-Surface: 0mm (Fix Surface)
- Electronics: DAE4 Sn1279; Calibrated: 2018.1.3
- Phantom: HAC Test Arch with AMCC; Type: SD HAC P01 BA;
- Measurement SW: DASY52, Version 52.8 (8); SEMCAD X Version 14.6.10 (7331)

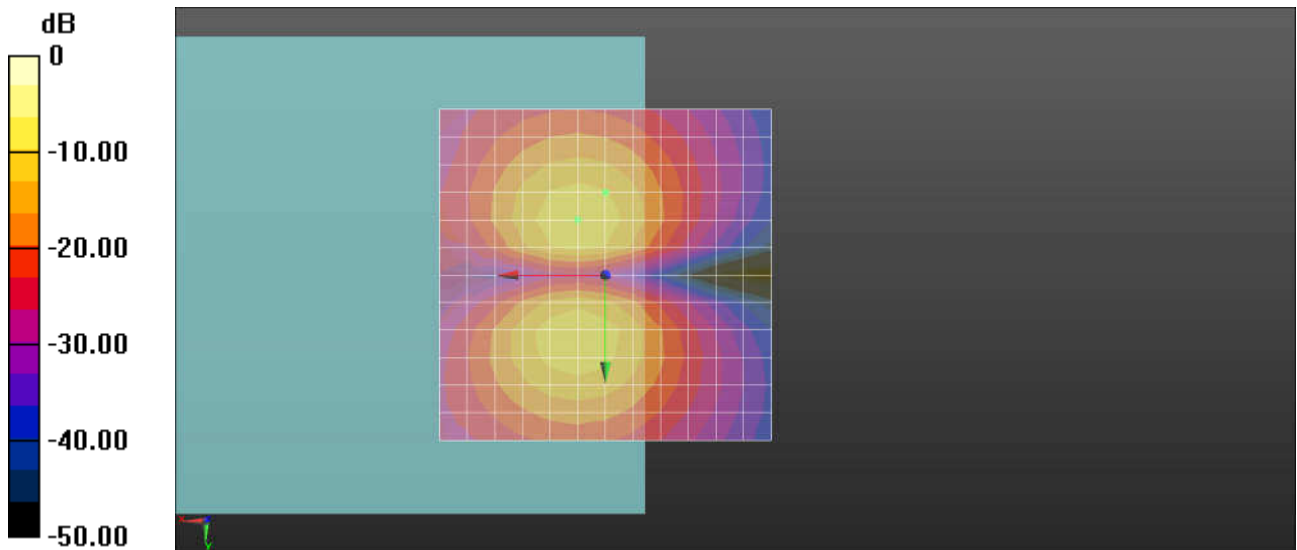
Ch661/y (transversal) 4.2mm 50 x 50/ABM SNR(x,y,z) (13x13x1): Measurement grid:

dx=10mm, dy=10mm

ABM1/ABM2 = 29.54 dB

ABM1 comp = -12.99 dBA/m

Location: 0, -12.5, 3.7 mm



0 dB = 1.000 A/m = 0.00 dBA/m

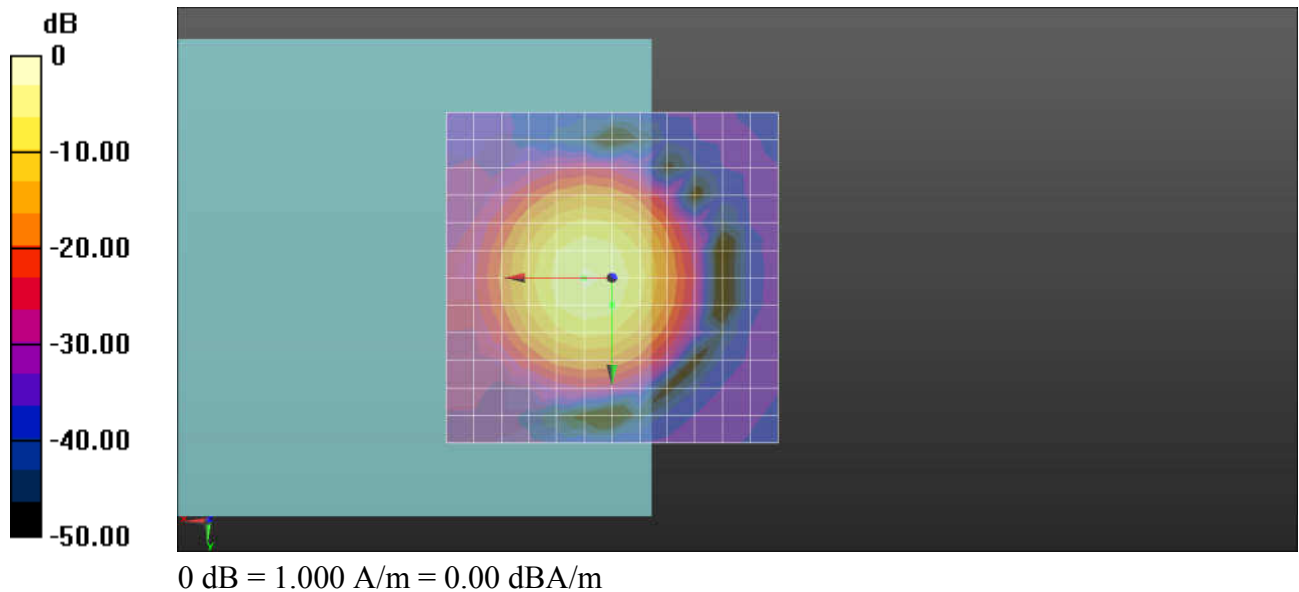
3 HAC T-Coil WCDMA V_AMR12.2Kbps_Ch4182(Z)

Communication System: UID 0, UMTS (0); Frequency: 836.4 MHz
Medium: Air Medium parameters used: $\sigma = 0$ S/m, $\epsilon_r = 1$; $\rho = 0$ kg/m³
Ambient Temperature : 23.2 °C

DASY5 Configuration:

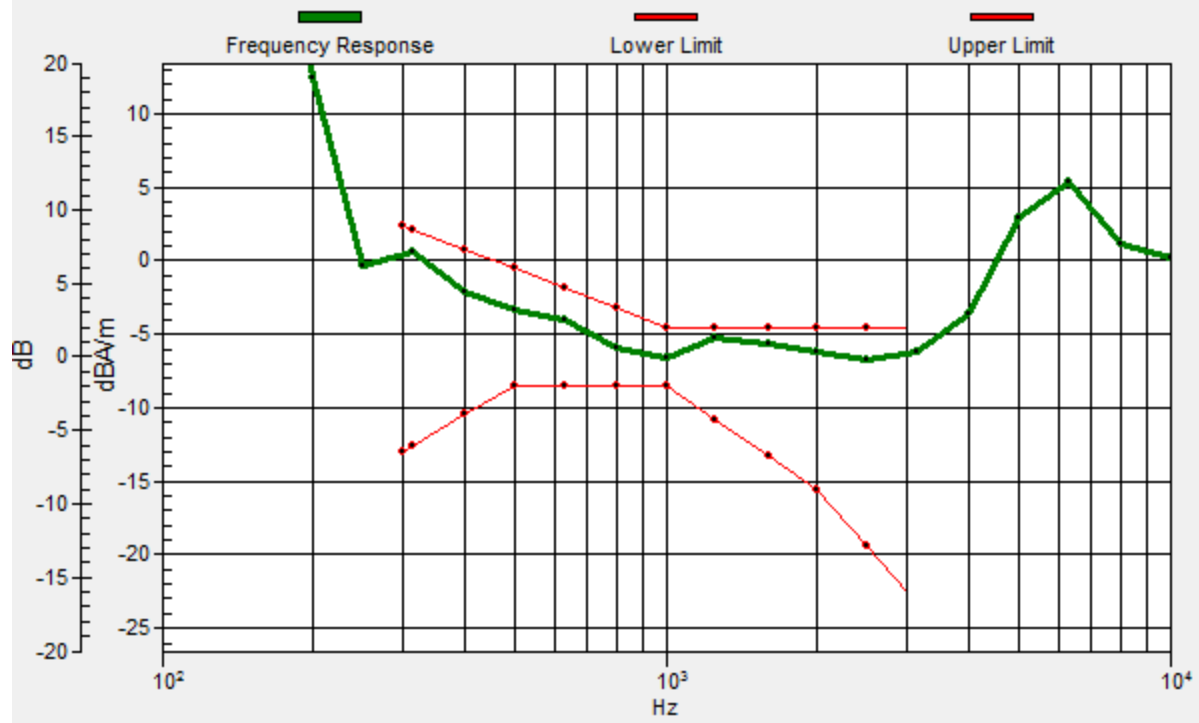
- Probe: AM1DV3 - 3093; ; Calibrated: 2017.5.19
- Sensor-Surface: 0mm (Fix Surface)
- Electronics: DAE4 Sn1279; Calibrated: 2018.1.3
- Phantom: HAC Test Arch with AMCC; Type: SD HAC P01 BA;
- Measurement SW: DASY52, Version 52.8 (8); SEMCAD X Version 14.6.10 (7331)

Ch4182/z (axial) 4.2mm 50 x 50/ABM SNR(x,y,z) (13x13x1): Measurement grid: dx=10mm, dy=10mm
ABM1/ABM2 = 35.50 dB
ABM1 comp = -5.17 dBA/m
Location: 0, 4.2, 3.7 mm



Ch4182/z (axial) wideband at best S/N/ABM Freq Resp(x,y,z,f)

Loc: 0, 4.2, 3.7 mm Diff: 0.77dB



3 HAC T-Coil WCDMA V_AMR12.2Kbps_Ch4182(Y)

Communication System: UID 0, UMTS (0); Frequency: 836.4 MHz

Medium: Air Medium parameters used: $\sigma = 0$ S/m, $\epsilon_r = 1$; $\rho = 0$ kg/m³

Ambient Temperature : 23.2 °C

DASY5 Configuration:

- Probe: AM1DV3 - 3093; ; Calibrated: 2017.5.19
- Sensor-Surface: 0mm (Fix Surface)
- Electronics: DAE4 Sn1279; Calibrated: 2018.1.3
- Phantom: HAC Test Arch with AMCC; Type: SD HAC P01 BA;
- Measurement SW: DASY52, Version 52.8 (8); SEMCAD X Version 14.6.10 (7331)

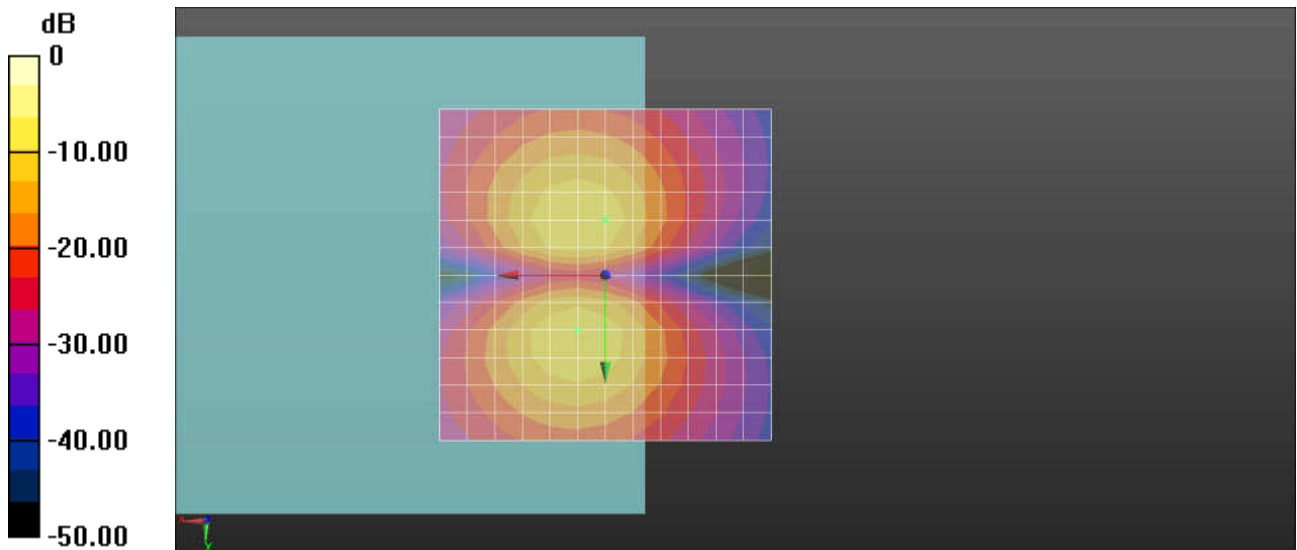
Ch4182/y (transversal) 4.2mm 50 x 50/ABM SNR(x,y,z) (13x13x1): Measurement grid:

dx=10mm, dy=10mm

ABM1/ABM2 = 35.31 dB

ABM1 comp = -10.91 dBA/m

Location: 0, -8.3, 3.7 mm



0 dB = 1.000 A/m = 0.00 dBA/m

4 HAC T-Coil WCDMA IV_AMR12.2Kbps_Ch1413(Z)

Communication System: UID 0, UMTS (0); Frequency: 1732.6 MHz

Medium: Air Medium parameters used: $\sigma = 0$ S/m, $\epsilon_r = 1$; $\rho = 0$ kg/m³

Ambient Temperature : 23.2 °C

DASY5 Configuration:

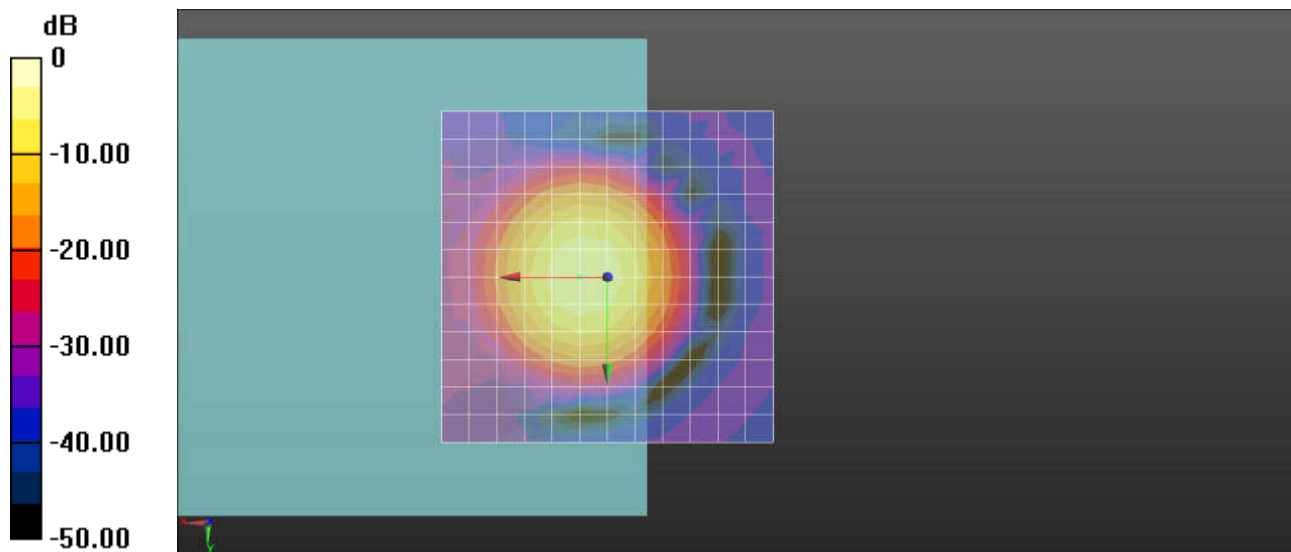
- Probe: AM1DV3 - 3093; ; Calibrated: 2017.5.19
- Sensor-Surface: 0mm (Fix Surface)
- Electronics: DAE4 Sn1279; Calibrated: 2018.1.3
- Phantom: HAC Test Arch with AMCC; Type: SD HAC P01 BA;
- Measurement SW: DASY52, Version 52.8 (8); SEMCAD X Version 14.6.10 (7331)

Ch1413/z (axial) 4.2mm 50 x 50/ABM SNR(x,y,z) (13x13x1): Measurement grid: dx=10mm, dy=10mm

ABM1/ABM2 = 36.18 dB

ABM1 comp = -3.91 dBA/m

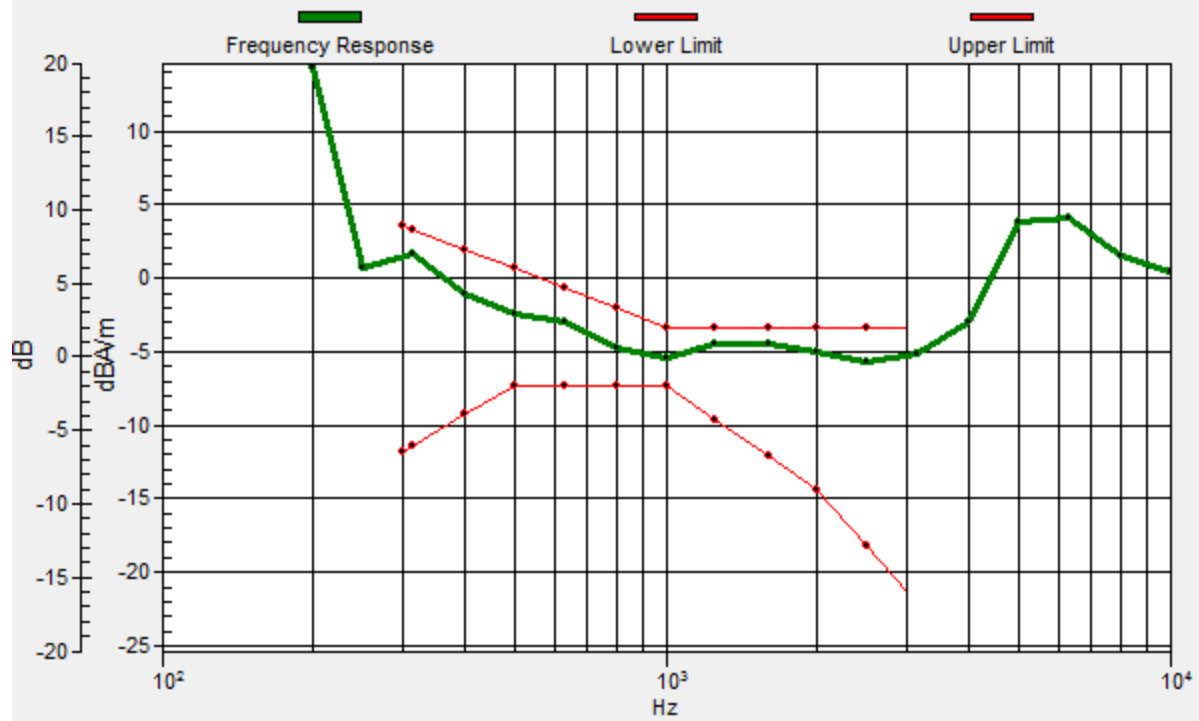
Location: 0, 0, 3.7 mm



0 dB = 1.000 A/m = 0.00 dBA/m

Ch1413/z (axial) wideband at best S/N/ABM Freq Resp(x,y,z,f)

Loc: 0, 0, 3.7 mm Diff: 1.12dB



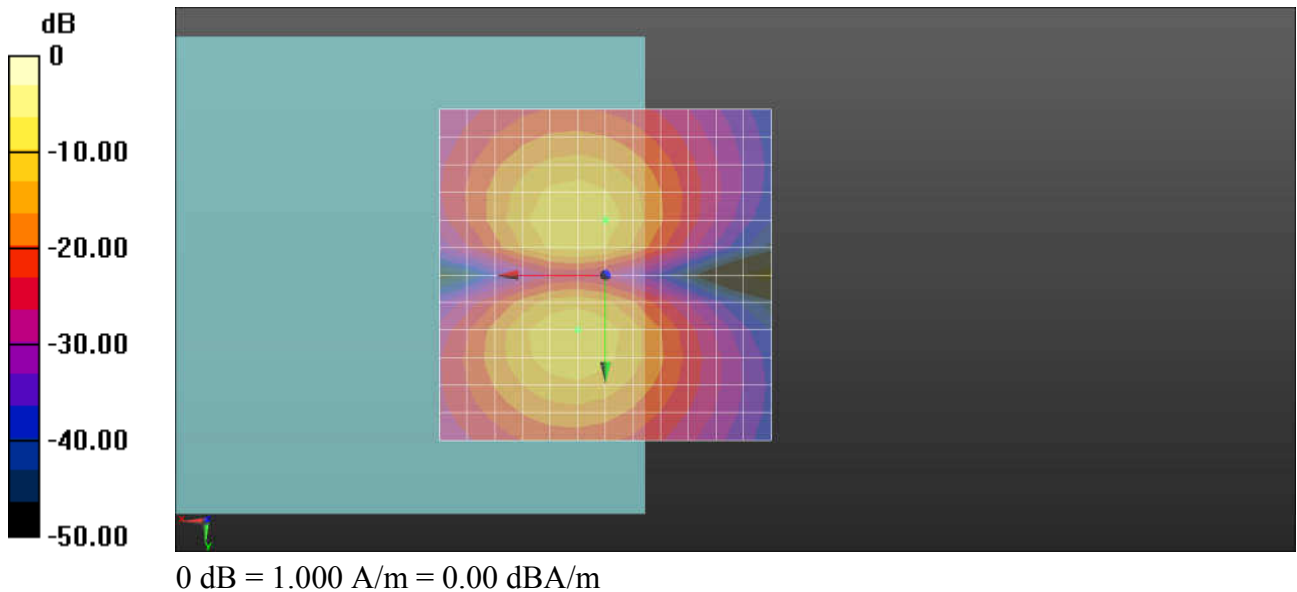
4 HAC T-Coil WCDMA IV_AMR12.2Kbps_Ch1413(Y)

Communication System: UID 0, UMTS (0); Frequency: 1732.6 MHz
Medium: Air Medium parameters used: $\sigma = 0$ S/m, $\epsilon_r = 1$; $\rho = 0$ kg/m³
Ambient Temperature : 23.2 °C

DASY5 Configuration:

- Probe: AM1DV3 - 3093; ; Calibrated: 2017.5.19
- Sensor-Surface: 0mm (Fix Surface)
- Electronics: DAE4 Sn1279; Calibrated: 2018.1.3
- Phantom: HAC Test Arch with AMCC; Type: SD HAC P01 BA;
- Measurement SW: DASY52, Version 52.8 (8); SEMCAD X Version 14.6.10 (7331)

Ch1413/y (transversal) 4.2mm 50 x 50/ABM SNR(x,y,z) (13x13x1): Measurement grid:
dx=10mm, dy=10mm
ABM1/ABM2 = 34.84 dB
ABM1 comp = -11.36 dBA/m
Location: 0, -8.3, 3.7 mm



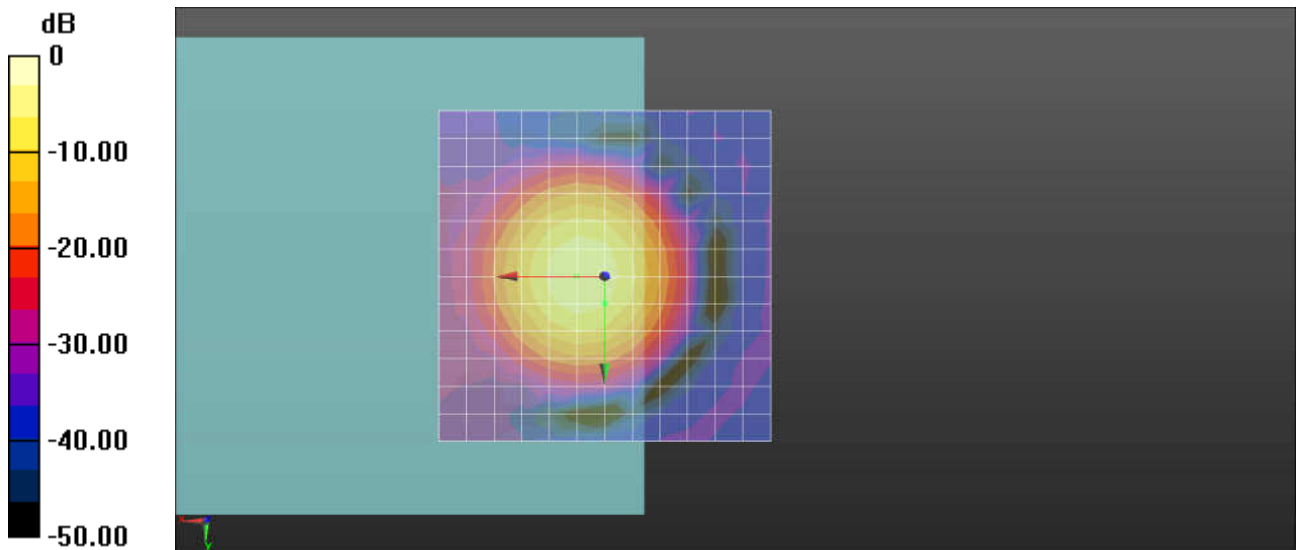
5 HAC T-Coil WCDMA II_AMR12.2Kbps_Ch9400(Z)

Communication System: UID 0, UMTS (0); Frequency: 1880 MHz
Medium: Air Medium parameters used: $\sigma = 0$ S/m, $\epsilon_r = 1$; $\rho = 0$ kg/m³
Ambient Temperature : 23.2 °C

DASY5 Configuration:

- Probe: AM1DV3 - 3093; ; Calibrated: 2017.5.19
- Sensor-Surface: 0mm (Fix Surface)
- Electronics: DAE4 Sn1279; Calibrated: 2018.1.3
- Phantom: HAC Test Arch with AMCC; Type: SD HAC P01 BA;
- Measurement SW: DASY52, Version 52.8 (8); SEMCAD X Version 14.6.10 (7331)

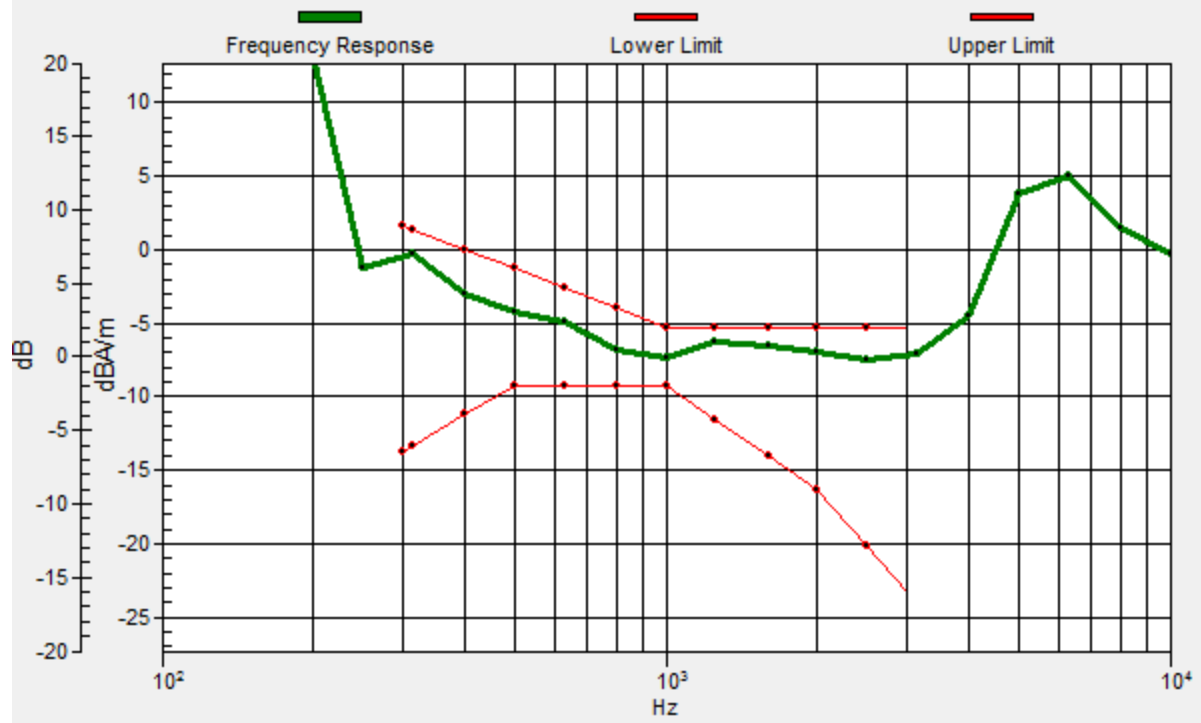
Ch9400/z (axial) 4.2mm 50 x 50/ABM SNR(x,y,z) (13x13x1): Measurement grid: dx=10mm, dy=10mm
ABM1/ABM2 = 35.20 dB
ABM1 comp = -5.95 dBA/m
Location: 0, 4.2, 3.7 mm



0 dB = 1.000 A/m = 0.00 dBA/m

Ch9400/z (axial) wideband at best S/N/ABM Freq Resp(x,y,z,f)

Loc: 0, 4.2, 3.7 mm Diff: 0.92dB



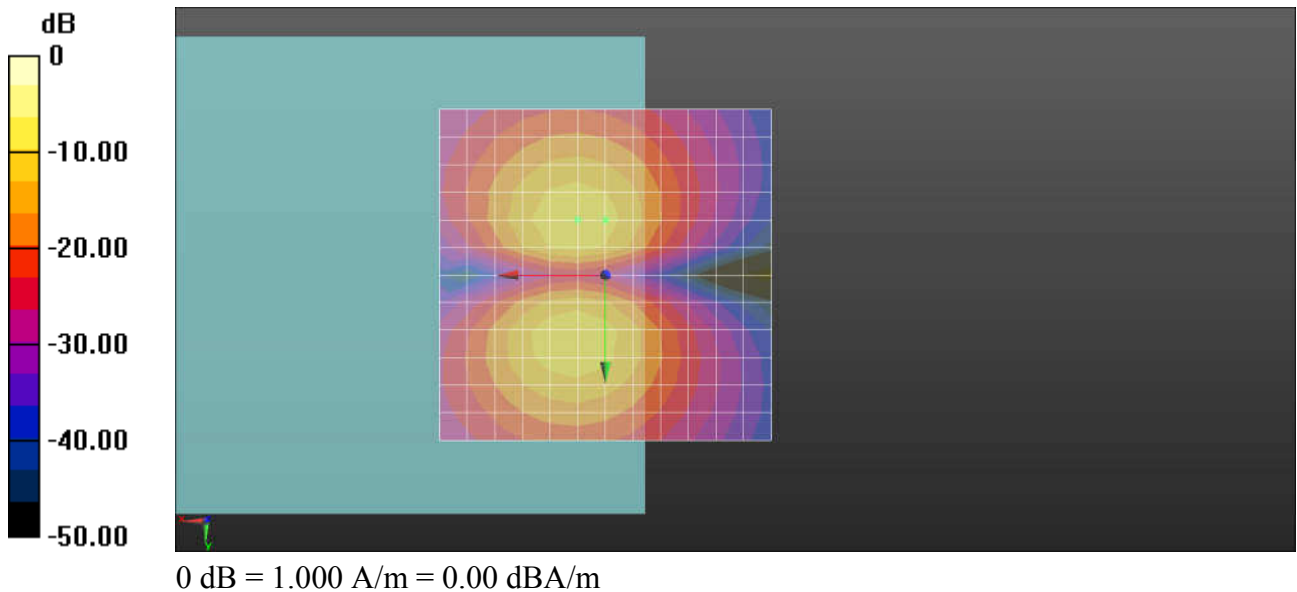
5 HAC T-Coil WCDMA II_AMR12.2Kbps_Ch9400(Y)

Communication System: UID 0, UMTS (0); Frequency: 1880 MHz
Medium: Air Medium parameters used: $\sigma = 0$ S/m, $\epsilon_r = 1$; $\rho = 0$ kg/m³
Ambient Temperature : 23.2 °C

DASY5 Configuration:

- Probe: AM1DV3 - 3093; ; Calibrated: 2017.5.19
- Sensor-Surface: 0mm (Fix Surface)
- Electronics: DAE4 Sn1279; Calibrated: 2018.1.3
- Phantom: HAC Test Arch with AMCC; Type: SD HAC P01 BA;
- Measurement SW: DASY52, Version 52.8 (8); SEMCAD X Version 14.6.10 (7331)

Ch9400/y (transversal) 4.2mm 50 x 50/ABM SNR(x,y,z) (13x13x1): Measurement grid:
dx=10mm, dy=10mm
ABM1/ABM2 = 34.94 dB
ABM1 comp = -11.58 dBA/m
Location: 0, -8.3, 3.7 mm



6_CDMA2000_BC0_RC1 SO68_Ch384(Z)

Communication System: UID 0, CDMA2000 (0); Frequency: 836.52 MHz

Medium: Air Medium parameters used: $\sigma = 0$ S/m, $\epsilon_r = 1$; $\rho = 0$ kg/m³

Ambient Temperature : 23.2 °C

DASY5 Configuration:

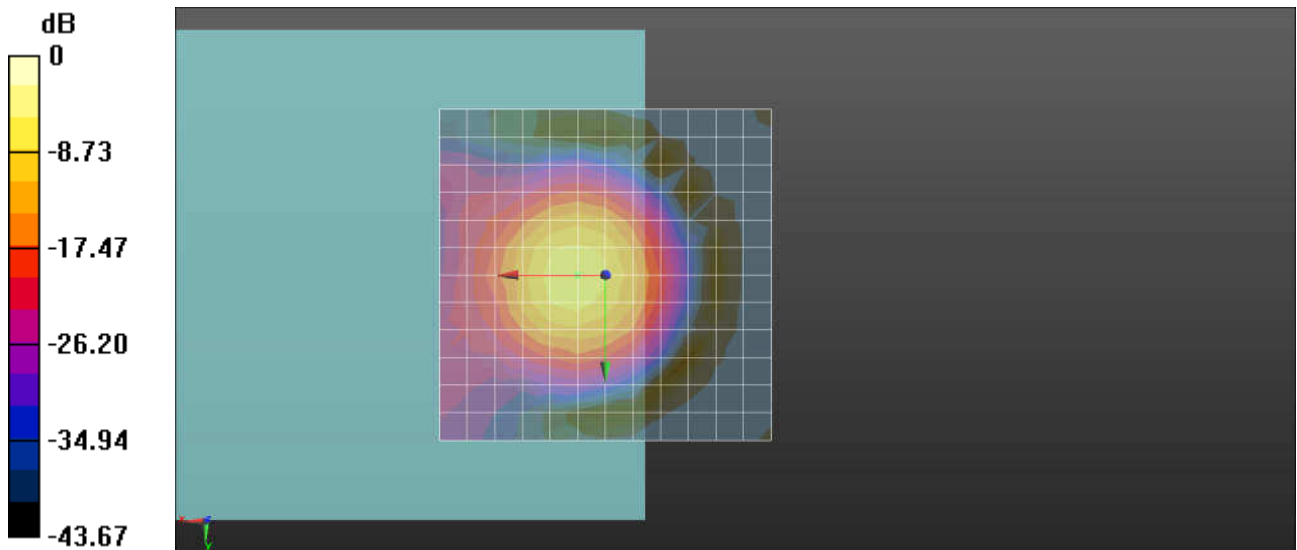
- Probe: AM1DV3 - 3093; ; Calibrated: 2017.5.19
- Sensor-Surface: 0mm (Fix Surface)
- Electronics: DAE4 Sn1279; Calibrated: 2018.1.3
- Phantom: HAC Test Arch with AMCC; Type: SD HAC P01 BA;
- Measurement SW: DASY52, Version 52.8 (8); SEMCAD X Version 14.6.10 (7331)

Ch384/z (axial) 4.2mm 50 x 50/ABM SNR(x,y,z) (13x13x1): Measurement grid: dx=10mm, dy=10mm

ABM1/ABM2 = 25.53 dB

ABM1 comp = -8.06 dBA/m

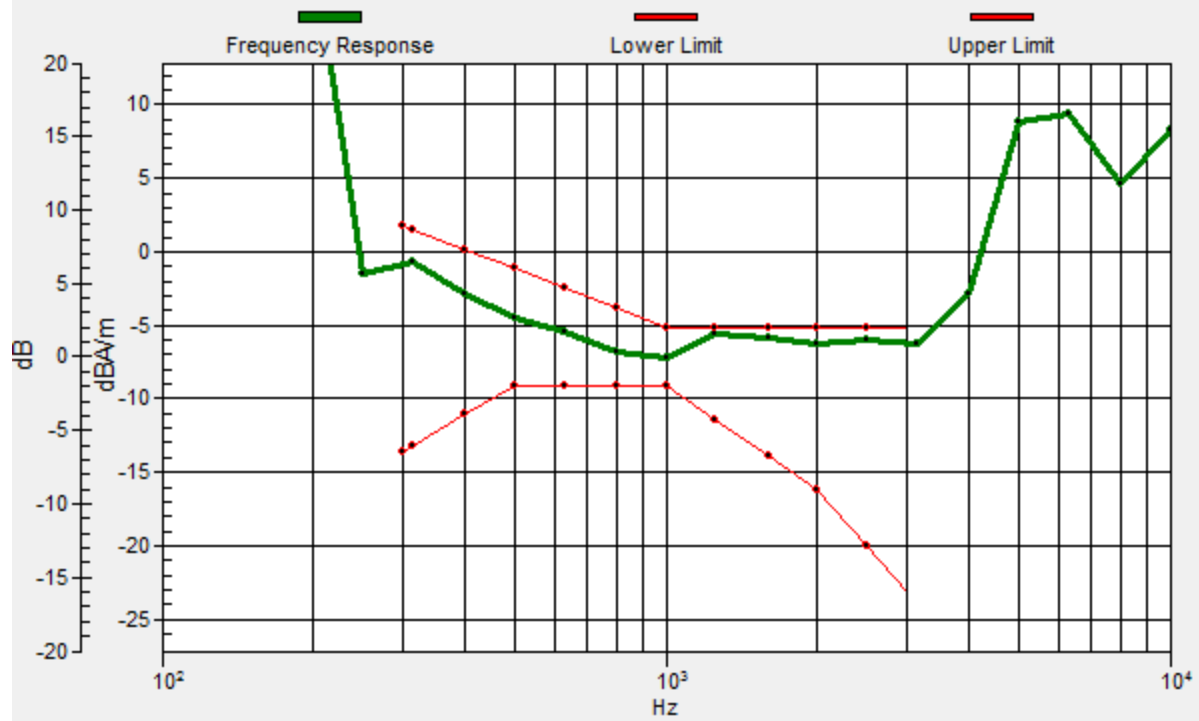
Location: 0, 0, 3.7 mm



0 dB = 1.000 A/m = 0.00 dBA/m

Ch384/z (axial) wideband at best S/N/ABM Freq Resp(x,y,z,f)

Loc: 0, 0, 3.7 mm Diff: 0.47dB



6_CDMA2000_BC0_RC1 SO68_Ch384(Y)

Communication System: UID 0, CDMA2000 (0); Frequency: 836.52 MHz

Medium: Air Medium parameters used: $\sigma = 0$ S/m, $\epsilon_r = 1$; $\rho = 0$ kg/m³

Ambient Temperature : 23.2 °C

DASY5 Configuration:

- Probe: AM1DV3 - 3093; ; Calibrated: 2017.5.19
- Sensor-Surface: 0mm (Fix Surface)
- Electronics: DAE4 Sn1279; Calibrated: 2018.1.3
- Phantom: HAC Test Arch with AMCC; Type: SD HAC P01 BA;
- Measurement SW: DASY52, Version 52.8 (8); SEMCAD X Version 14.6.10 (7331)

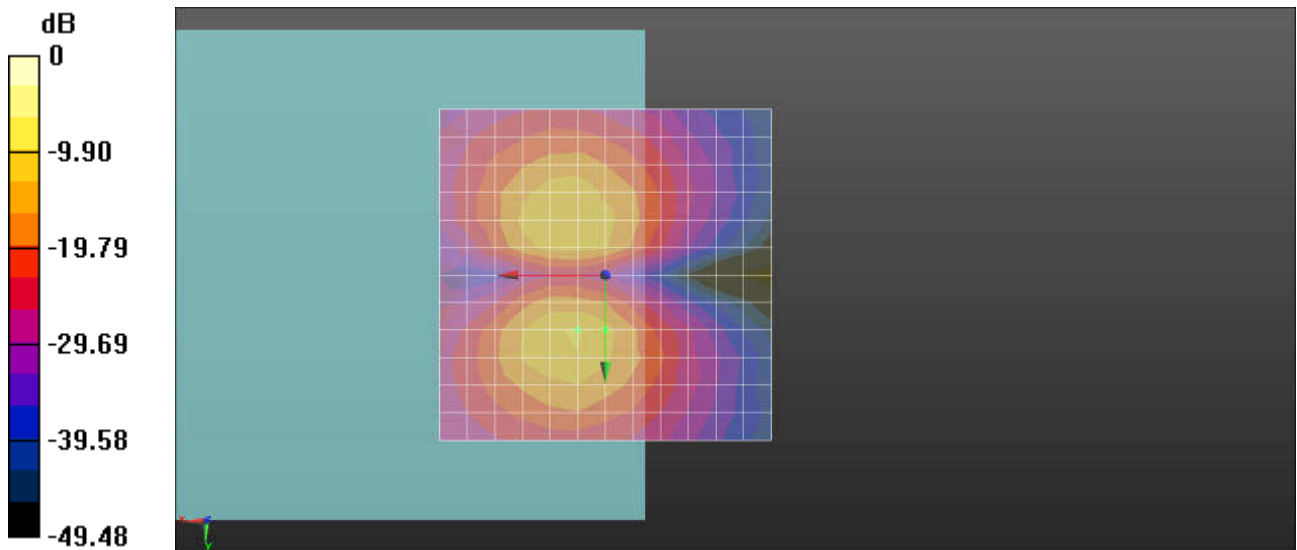
Ch384/y (transversal) 4.2mm 50 x 50/ABM SNR(x,y,z) (13x13x1): Measurement grid:

dx=10mm, dy=10mm

ABM1/ABM2 = 32.48 dB

ABM1 comp = -14.86 dBA/m

Location: 0, 8.3, 3.7 mm



0 dB = 1.000 A/m = 0.00 dBA/m

7_CDMA2000_BC1_RC1 SO68_Ch600(Z)

Communication System: UID 0, CDMA2000 (0); Frequency: 1880 MHz

Medium: Air Medium parameters used: $\sigma = 0$ S/m, $\epsilon_r = 1$; $\rho = 0$ kg/m³

Ambient Temperature : 23.2 °C

DASY5 Configuration:

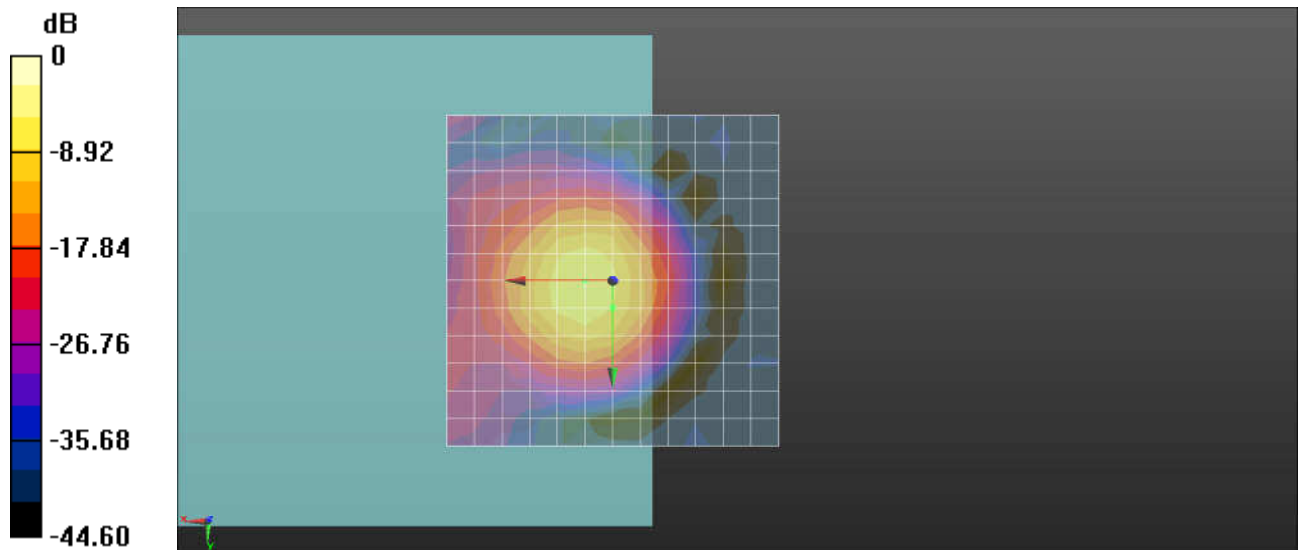
- Probe: AM1DV3 - 3093; ; Calibrated: 2017.5.19
- Sensor-Surface: 0mm (Fix Surface)
- Electronics: DAE4 Sn1279; Calibrated: 2018.1.3
- Phantom: HAC Test Arch with AMCC; Type: SD HAC P01 BA;
- Measurement SW: DASY52, Version 52.8 (8); SEMCAD X Version 14.6.10 (7331)

Ch600/z (axial) 4.2mm 50 x 50/ABM SNR(x,y,z) (13x13x1): Measurement grid: dx=10mm, dy=10mm

ABM1/ABM2 = 26.51 dB

ABM1 comp = -8.93 dBA/m

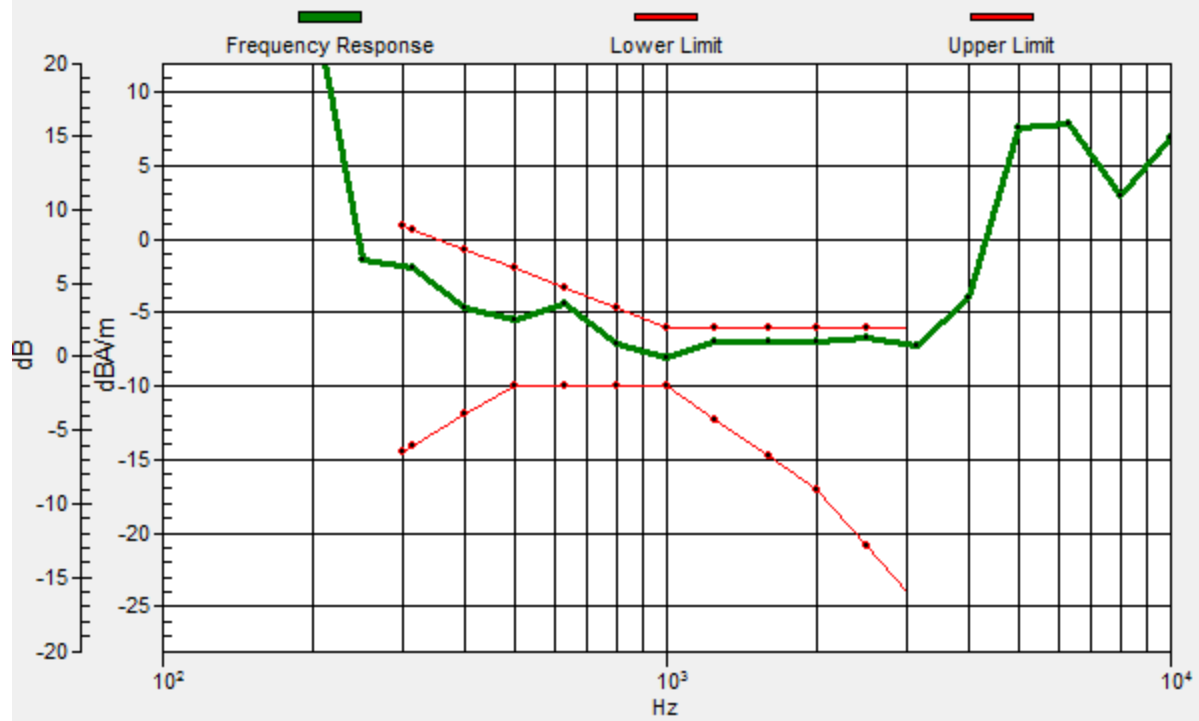
Location: 0, 4.2, 3.7 mm



0 dB = 1.000 A/m = 0.00 dBA/m

Ch600/z (axial) wideband at best S/N/ABM Freq Resp(x,y,z,f)

Loc: 0, 4.2, 3.7 mm Diff: 0.67dB



7_CDMA2000_BC1_RC1 SO68_Ch600(Y)

Communication System: UID 0, CDMA2000 (0); Frequency: 1880 MHz

Medium: Air Medium parameters used: $\sigma = 0$ S/m, $\epsilon_r = 1$; $\rho = 0$ kg/m³

Ambient Temperature : 23.2 °C

DASY5 Configuration:

- Probe: AM1DV3 - 3093; ; Calibrated: 2017.5.19
- Sensor-Surface: 0mm (Fix Surface)
- Electronics: DAE4 Sn1279; Calibrated: 2018.1.3
- Phantom: HAC Test Arch with AMCC; Type: SD HAC P01 BA;
- Measurement SW: DASY52, Version 52.8 (8); SEMCAD X Version 14.6.10 (7331)

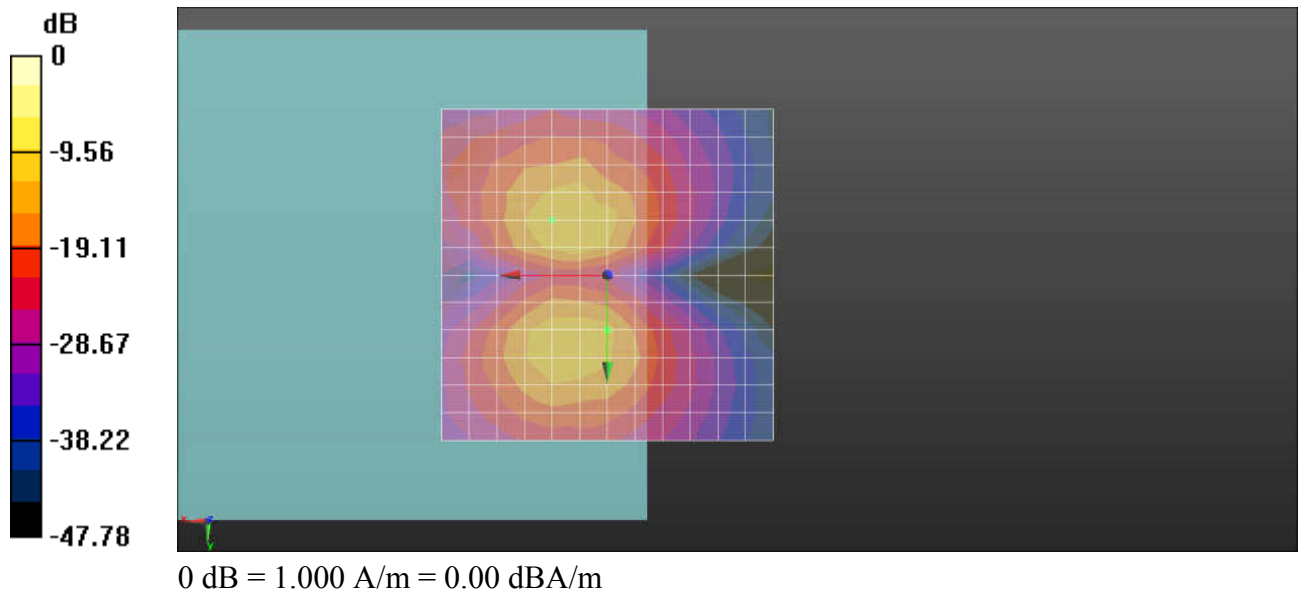
Ch600/y (transversal) 4.2mm 50 x 50/ABM SNR(x,y,z) (13x13x1): Measurement grid:

dx=10mm, dy=10mm

ABM1/ABM2 = 31.56 dB

ABM1 comp = -14.39 dBA/m

Location: 0, 8.3, 3.7 mm



8_CDMA2000_BC10_RC1 SO68_Ch580(Z)

Communication System: UID 0, CDMA2000 (0); Frequency: 820.5 MHz

Medium: Air Medium parameters used: $\sigma = 0$ S/m, $\epsilon_r = 1$; $\rho = 0$ kg/m³

Ambient Temperature : 23.2 °C

DASY5 Configuration:


- Probe: AM1DV3 - 3093; ; Calibrated: 2017.5.19
- Sensor-Surface: 0mm (Fix Surface)
- Electronics: DAE4 Sn1279; Calibrated: 2018.1.3
- Phantom: HAC Test Arch with AMCC; Type: SD HAC P01 BA;
- Measurement SW: DASY52, Version 52.8 (8); SEMCAD X Version 14.6.10 (7331)

Ch580/z (axial) 4.2mm 50 x 50/ABM SNR(x,y,z) (13x13x1): Measurement grid: dx=10mm, dy=10mm

ABM1/ABM2 = 26.92 dB

ABM1 comp = -8.76 dBA/m

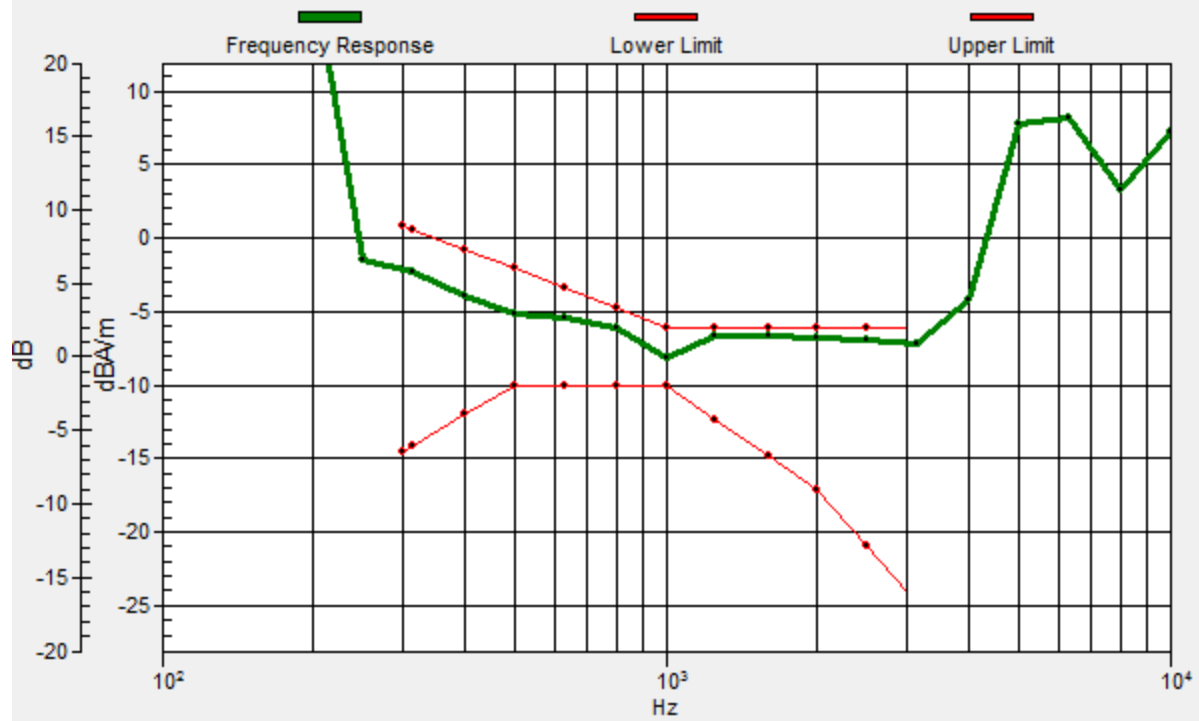
Location: 0, 4.2, 3.7 mm



0 dB = 1.000 A/m = 0.00 dBA/m

Ch580/z (axial) wideband at best S/N/ABM Freq Resp(x,y,z,f)

Loc: 0, 4.2, 3.7 mm Diff: 0.62dB



8_CDMA2000_BC10_RC1 SO68_Ch580(Y)

Communication System: UID 0, CDMA2000 (0); Frequency: 820.5 MHz

Medium: Air Medium parameters used: $\sigma = 0$ S/m, $\epsilon_r = 1$; $\rho = 0$ kg/m³

Ambient Temperature : 23.2 °C

DASY5 Configuration:

- Probe: AM1DV3 - 3093; ; Calibrated: 2017.5.19
- Sensor-Surface: 0mm (Fix Surface)
- Electronics: DAE4 Sn1279; Calibrated: 2018.1.3
- Phantom: HAC Test Arch with AMCC; Type: SD HAC P01 BA;
- Measurement SW: DASY52, Version 52.8 (8); SEMCAD X Version 14.6.10 (7331)

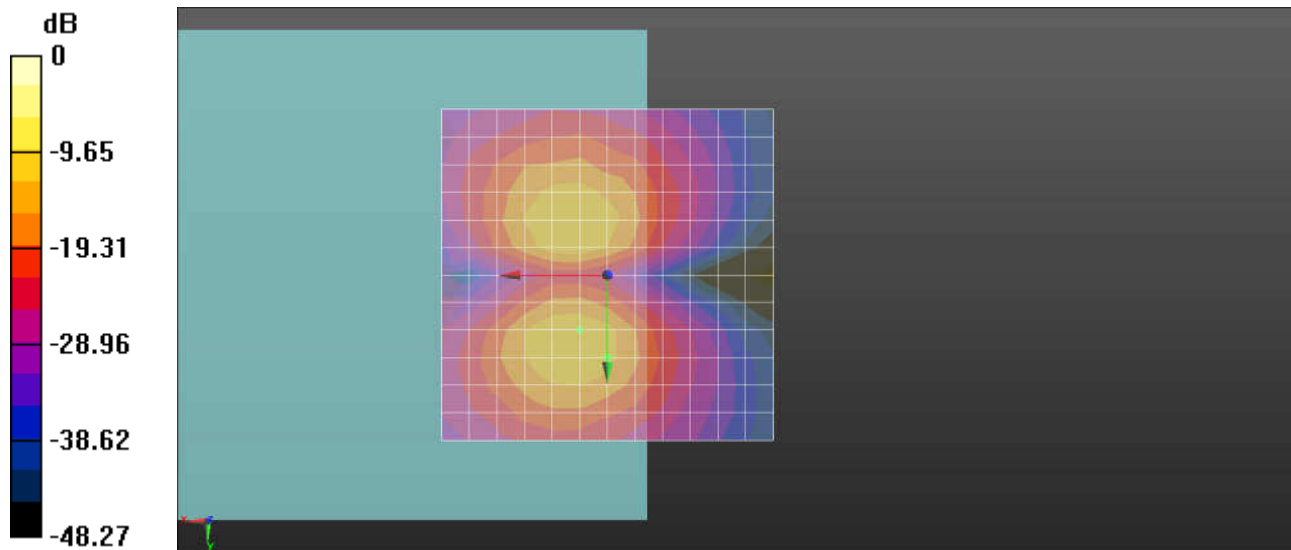
Ch580/y (transversal) 4.2mm 50 x 50/ABM SNR(x,y,z) (13x13x1): Measurement grid:

dx=10mm, dy=10mm

ABM1/ABM2 = 32.82 dB

ABM1 comp = -14.71 dBA/m

Location: 0, 12.5, 3.7 mm



0 dB = 1.000 A/m = 0.00 dBA/m

9_HAC_T-Coil_LTE Band 2_20M_QPSK_1RB_0Offset_AMR4.75Kbps_Ch18900(Z)

Communication System: UID 0, FDD_LTE (0); Frequency: 1880 MHz

Medium: Air Medium parameters used: $\sigma = 0$ S/m, $\epsilon_r = 1$; $\rho = 0$ kg/m³

Ambient Temperature : 23.2 °C

DASY5 Configuration:

- Probe: AM1DV3 - 3093; ; Calibrated: 2017.5.19
- Sensor-Surface: 0mm (Fix Surface)
- Electronics: DAE4 Sn1279; Calibrated: 2018.1.3
- Phantom: HAC Test Arch with AMCC; Type: SD HAC P01 BA;
- Measurement SW: DASY52, Version 52.8 (8); SEMCAD X Version 14.6.10 (7331)


General Scans/z (axial) 4.2mm 50 x 50/ABM SNR(x,y,z) (13x13x1): Measurement grid:

dx=10mm, dy=10mm

ABM1/ABM2 = 30.12 dB

ABM1 comp = -6.54 dBA/m

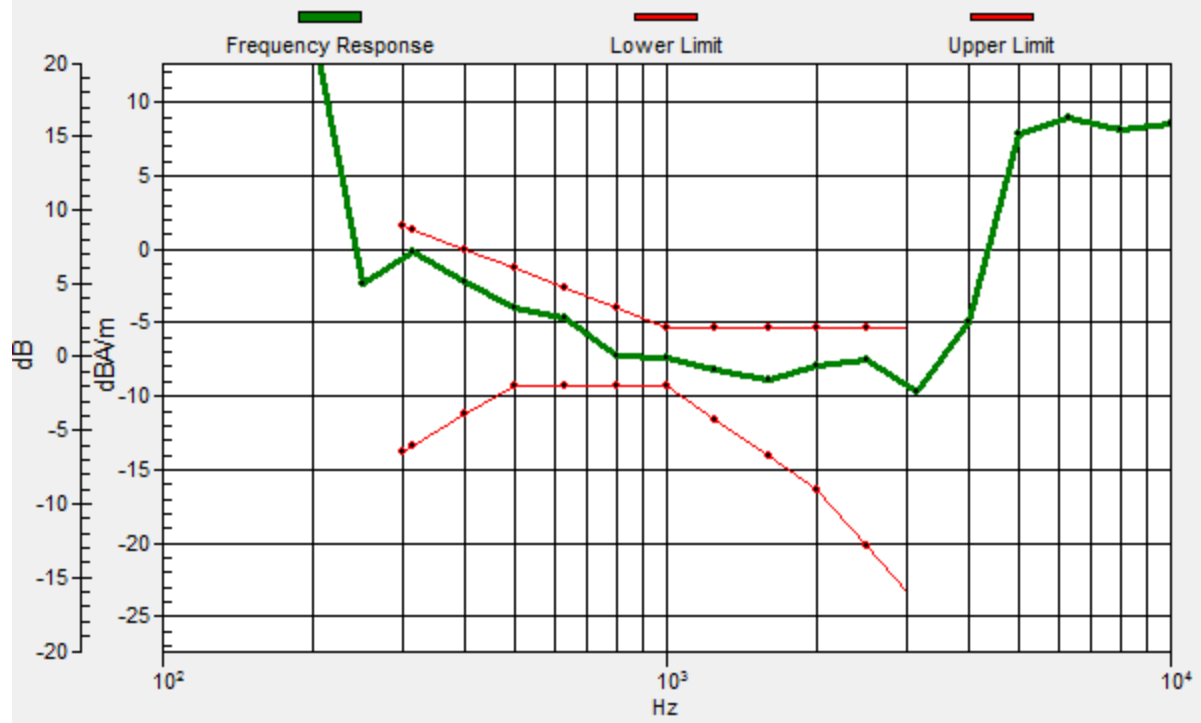
Location: 0, 4.2, 3.7 mm



0 dB = 1.000 A/m = 0.00 dBA/m

General Scans/z (axial) wideband at best S/N/ABM Freq Resp(x,y,z,f)

Loc: 0, 4.2, 3.7 mm Diff: 1.58dB



9_HAC_T-Coil_LTE Band 2_20M_QPSK_1RB_0Offset_AMR4.75Kbps_Ch18900(Y)

Communication System: UID 0, FDD_LTE (0); Frequency: 1880 MHz

Medium: Air Medium parameters used: $\sigma = 0$ S/m, $\epsilon_r = 1$; $\rho = 0$ kg/m³

Ambient Temperature : 23.2 °C

DASY5 Configuration:

- Probe: AM1DV3 - 3093; ; Calibrated: 2017.5.19
- Sensor-Surface: 0mm (Fix Surface)
- Electronics: DAE4 Sn1279; Calibrated: 2018.1.3
- Phantom: HAC Test Arch with AMCC; Type: SD HAC P01 BA;
- Measurement SW: DASY52, Version 52.8 (8); SEMCAD X Version 14.6.10 (7331)

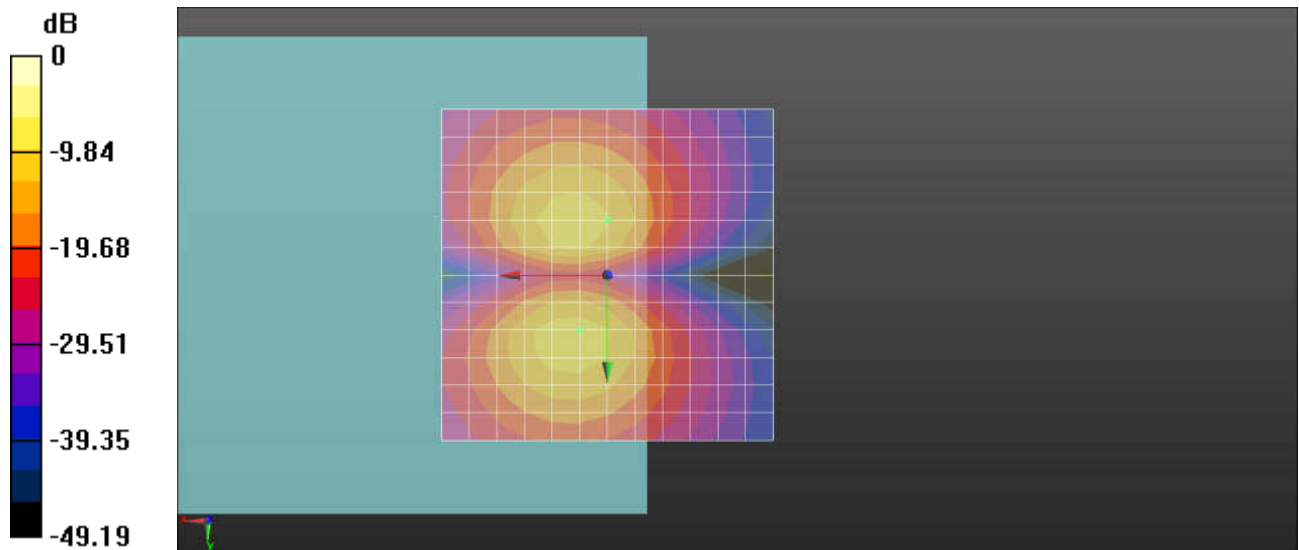
General Scans/y (transversal) 4.2mm 50 x 50/ABM SNR(x,y,z) (13x13x1): Measurement

grid: dx=10mm, dy=10mm

ABM1/ABM2 = 33.92 dB

ABM1 comp = -12.74 dBA/m

Location: 0, -8.3, 3.7 mm



0 dB = 1.000 A/m = 0.00 dBA/m

10_HAC_T-Coil_LTE Band 4_20M_QPSK_1RB_49Offset_AMR4.75Kbps_Ch20175(Z)

Communication System: UID 0, FDD_LTE (0); Frequency: 1732.5 MHz

Medium: Air Medium parameters used: $\sigma = 0$ S/m, $\epsilon_r = 1$; $\rho = 0$ kg/m³

Ambient Temperature : 23.2 °C

DASY5 Configuration:

- Probe: AM1DV3 - 3093; ; Calibrated: 2017.5.19
- Sensor-Surface: 0mm (Fix Surface)
- Electronics: DAE4 Sn1279; Calibrated: 2018.1.3
- Phantom: HAC Test Arch with AMCC; Type: SD HAC P01 BA;
- Measurement SW: DASY52, Version 52.8 (8); SEMCAD X Version 14.6.10 (7331)

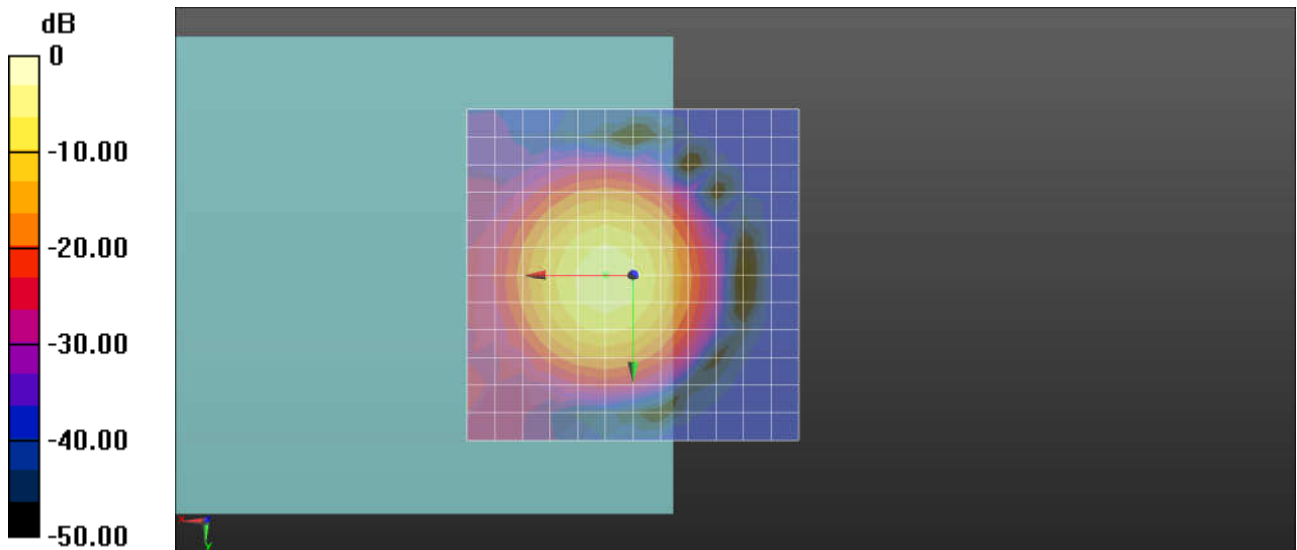
General Scans/z (axial) 4.2mm 50 x 50/ABM SNR(x,y,z) (13x13x1): Measurement grid:

dx=10mm, dy=10mm

ABM1/ABM2 = 34.94 dB

ABM1 comp = -4.05 dBA/m

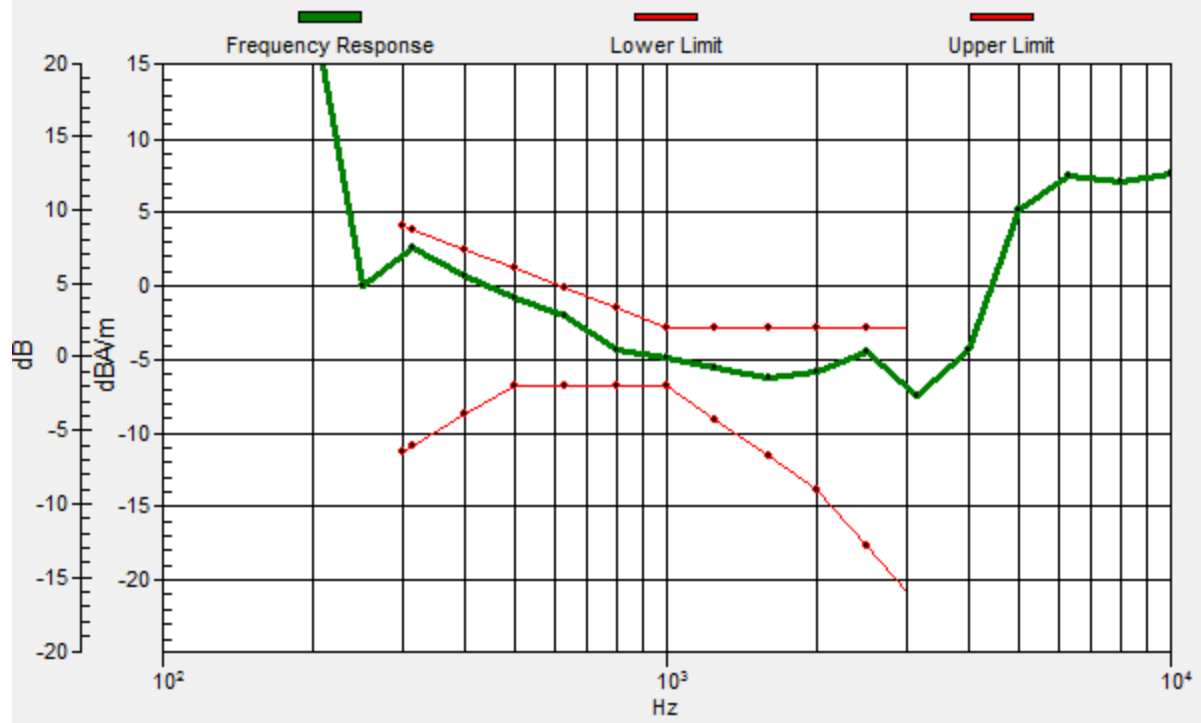
Location: 4.2, 0, 3.7 mm



0 dB = 1.000 A/m = 0.00 dBA/m

General Scans/z (axial) wideband at best S/N/ABM Freq Resp(x,y,z,f)

Loc: 4.2, 0, 3.7 mm Diff: 1.3dB



10_HAC_T-Coil_LTE Band 4_20M_QPSK_1RB_49Offset_AMR4.75Kbps_Ch20175(Y)

Communication System: UID 0, FDD_LTE (0); Frequency: 1732.5 MHz

Medium: Air Medium parameters used: $\sigma = 0$ S/m, $\epsilon_r = 1$; $\rho = 0$ kg/m³

Ambient Temperature : 23.2 °C

DASY5 Configuration:

- Probe: AM1DV3 - 3093; ; Calibrated: 2017.5.19
- Sensor-Surface: 0mm (Fix Surface)
- Electronics: DAE4 Sn1279; Calibrated: 2018.1.3
- Phantom: HAC Test Arch with AMCC; Type: SD HAC P01 BA;
- Measurement SW: DASY52, Version 52.8 (8); SEMCAD X Version 14.6.10 (7331)

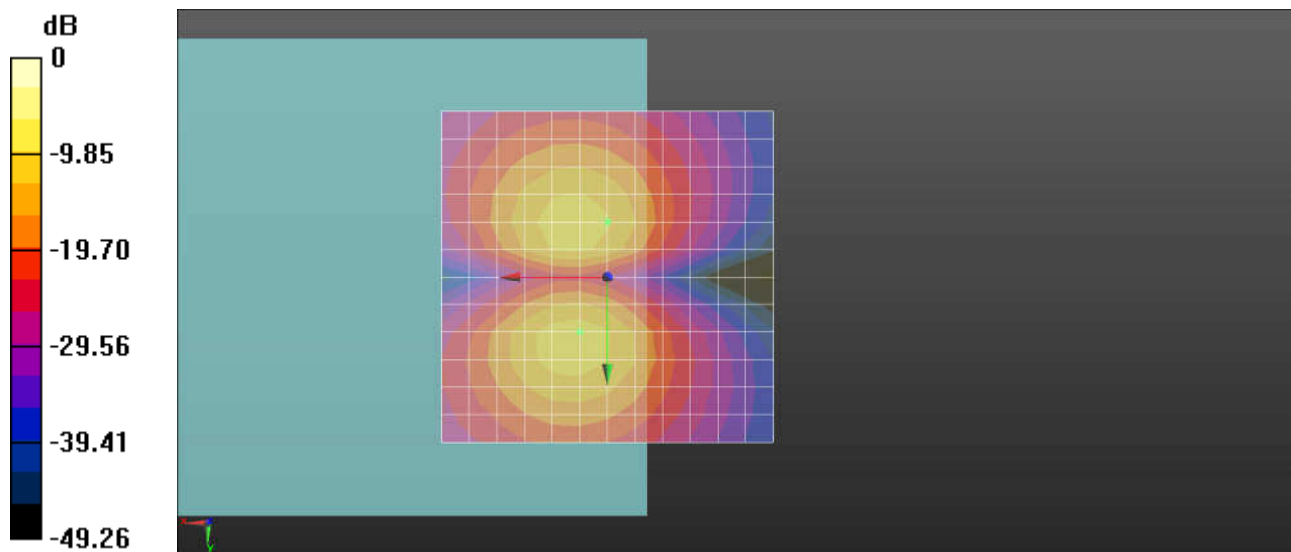
General Scans/y (transversal) 4.2mm 50 x 50/ABM SNR(x,y,z) (13x13x1): Measurement

grid: dx=10mm, dy=10mm

ABM1/ABM2 = 34.62 dB

ABM1 comp = -12.67 dBA/m

Location: 0, -8.3, 3.7 mm



0 dB = 1.000 A/m = 0.00 dBA/m

11_HAC_T-Coil_LTE Band 5_10M_QPSK_1RB_49Offset_AMR4.75Kbps_Ch20525(Z)

Communication System: UID 0, FDD_LTE (0); Frequency: 836.5 MHz

Medium: Air Medium parameters used: $\sigma = 0$ S/m, $\epsilon_r = 1$; $\rho = 0$ kg/m³

Ambient Temperature : 23.2 °C

DASY5 Configuration:

- Probe: AM1DV3 - 3093; ; Calibrated: 2017.5.19
- Sensor-Surface: 0mm (Fix Surface)
- Electronics: DAE4 Sn1279; Calibrated: 2018.1.3
- Phantom: HAC Test Arch with AMCC; Type: SD HAC P01 BA;
- Measurement SW: DASY52, Version 52.8 (8); SEMCAD X Version 14.6.10 (7331)

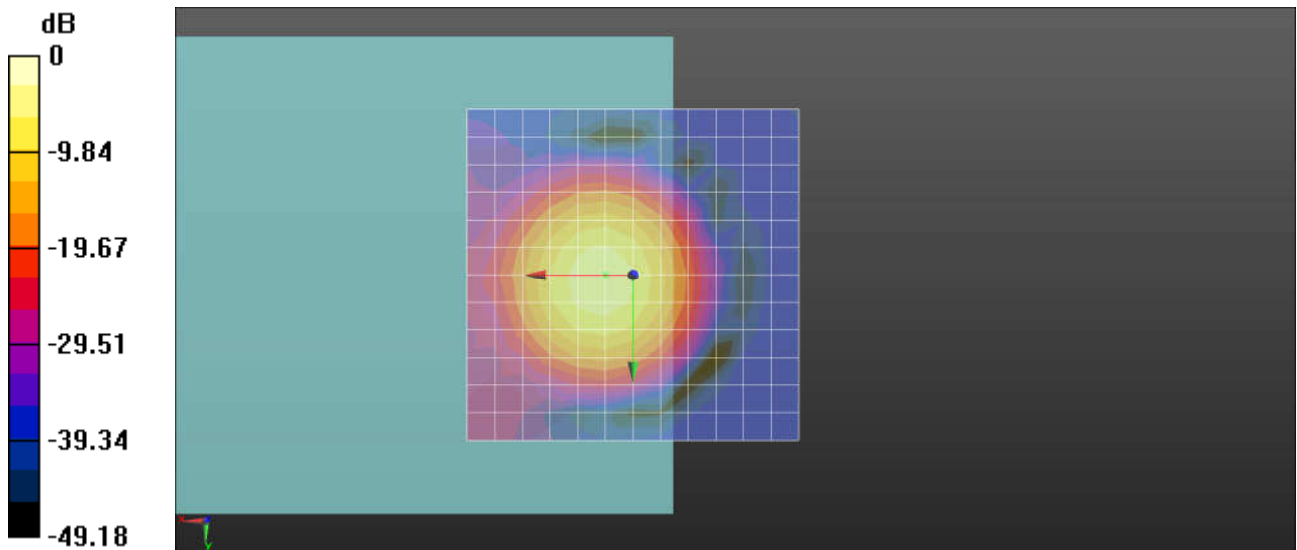
General Scans/z (axial) 4.2mm 50 x 50/ABM SNR(x,y,z) (13x13x1): Measurement grid:

dx=10mm, dy=10mm

ABM1/ABM2 = 36.00 dB

ABM1 comp = -3.61 dBA/m

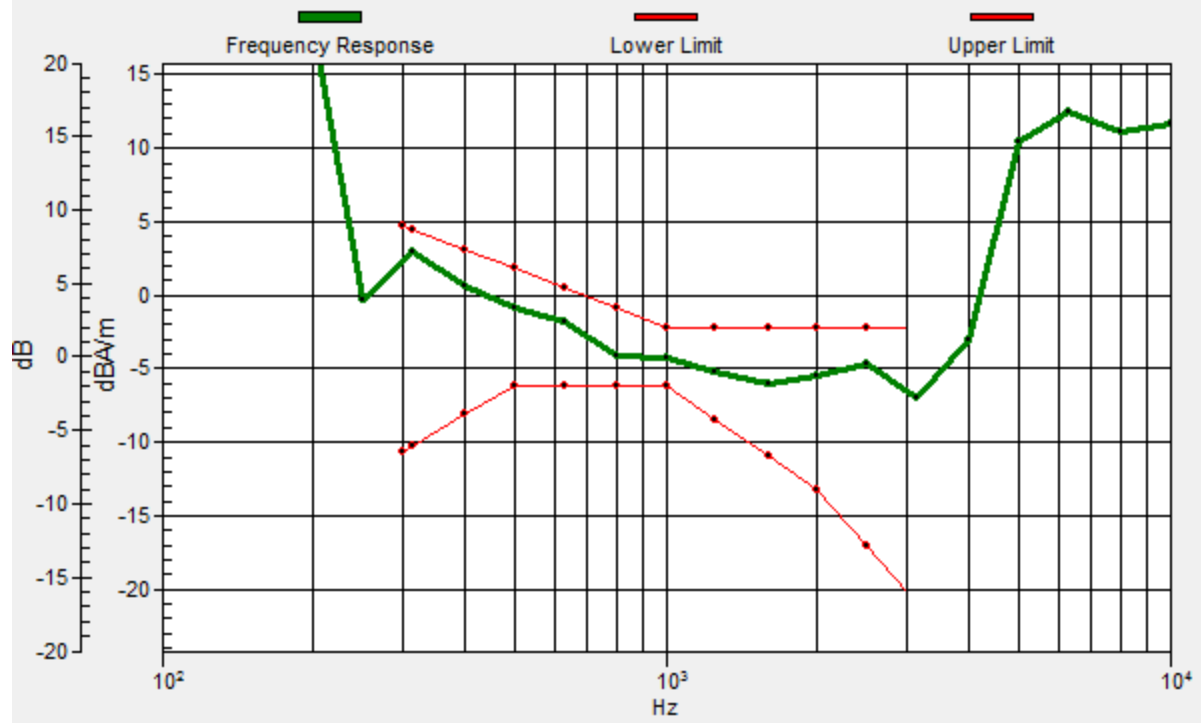
Location: 4.2, 0, 3.7 mm



0 dB = 1.000 A/m = 0.00 dBA/m

General Scans/z (axial) wideband at best S/N/ABM Freq Resp(x,y,z,f)

Loc: 4.2, 0, 3.7 mm Diff: 1.46dB



11_HAC_T-Coil_LTE Band 5_10M_QPSK_1RB_49Offset_AMR4.75Kbps_Ch20525(Y)

Communication System: UID 0, FDD_LTE (0); Frequency: 836.5 MHz

Medium: Air Medium parameters used: $\sigma = 0$ S/m, $\epsilon_r = 1$; $\rho = 0$ kg/m³

Ambient Temperature : 23.2 °C

DASY5 Configuration:

- Probe: AM1DV3 - 3093; ; Calibrated: 2017.5.19
- Sensor-Surface: 0mm (Fix Surface)
- Electronics: DAE4 Sn1279; Calibrated: 2018.1.3
- Phantom: HAC Test Arch with AMCC; Type: SD HAC P01 BA;
- Measurement SW: DASY52, Version 52.8 (8); SEMCAD X Version 14.6.10 (7331)

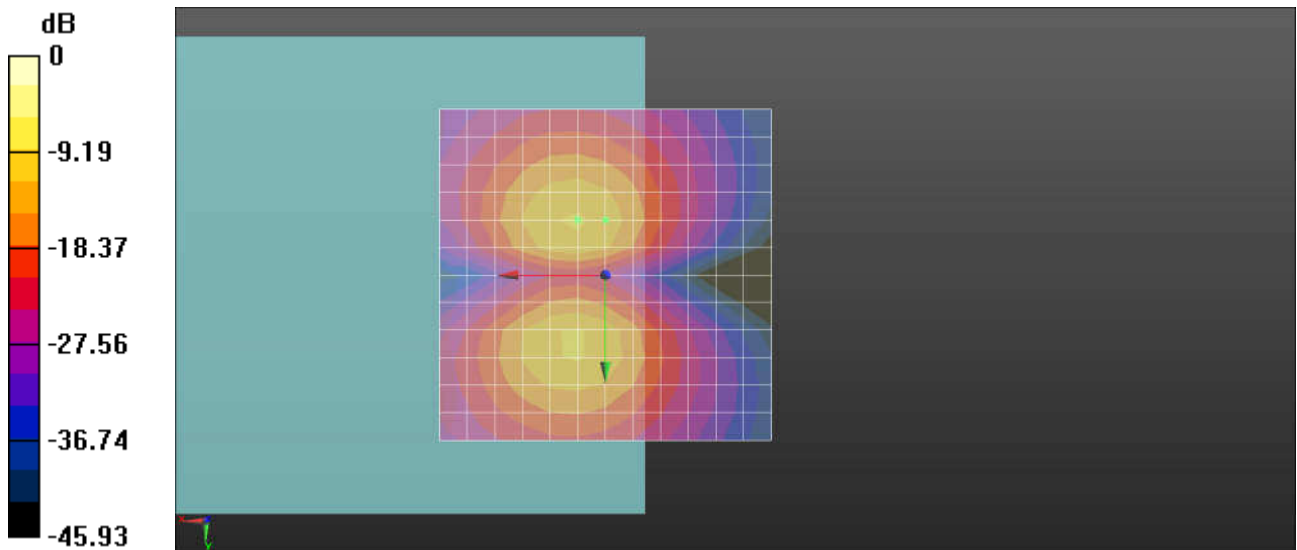
General Scans/y (transversal) 4.2mm 50 x 50/ABM SNR(x,y,z) (13x13x1): Measurement

grid: dx=10mm, dy=10mm

ABM1/ABM2 = 31.71 dB

ABM1 comp = -13.21 dBA/m

Location: 0, -8.3, 3.7 mm



0 dB = 1.000 A/m = 0.00 dBA/m

12_HAC_T-Coil_LTE Band 7_20M_QPSK_1RB_99Offset_AMR4.75Kbps_Ch21100(Z)

Communication System: UID 0, FDD_LTE (0); Frequency: 2535 MHz

Medium: Air Medium parameters used: $\sigma = 0$ S/m, $\epsilon_r = 1$; $\rho = 0$ kg/m³

Ambient Temperature : 23.5 °C

DASY5 Configuration:

- Probe: AM1DV3 - 3093; ; Calibrated: 2017.5.19
- Sensor-Surface: 0mm (Fix Surface)
- Electronics: DAE4 Sn1279; Calibrated: 2018.1.3
- Phantom: HAC Test Arch with AMCC; Type: SD HAC P01 BA;
- Measurement SW: DASY52, Version 52.8 (8); SEMCAD X Version 14.6.10 (7331)

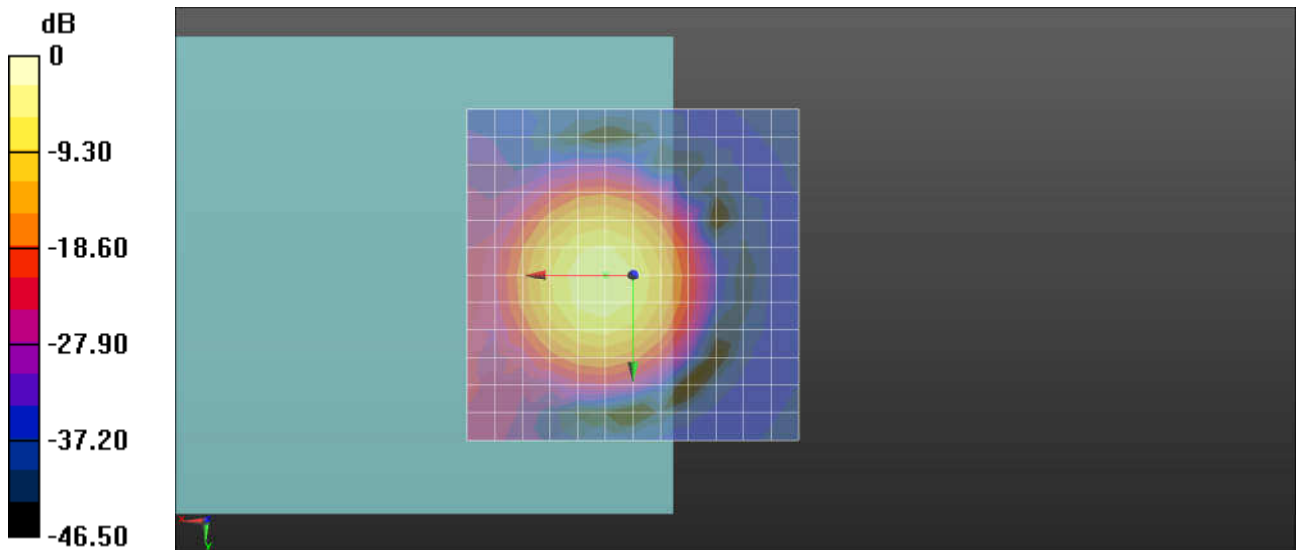
General Scans/z (axial) 4.2mm 50 x 50/ABM SNR(x,y,z) (13x13x1): Measurement grid:

dx=10mm, dy=10mm

ABM1/ABM2 = 35.05 dB

ABM1 comp = -3.28 dBA/m

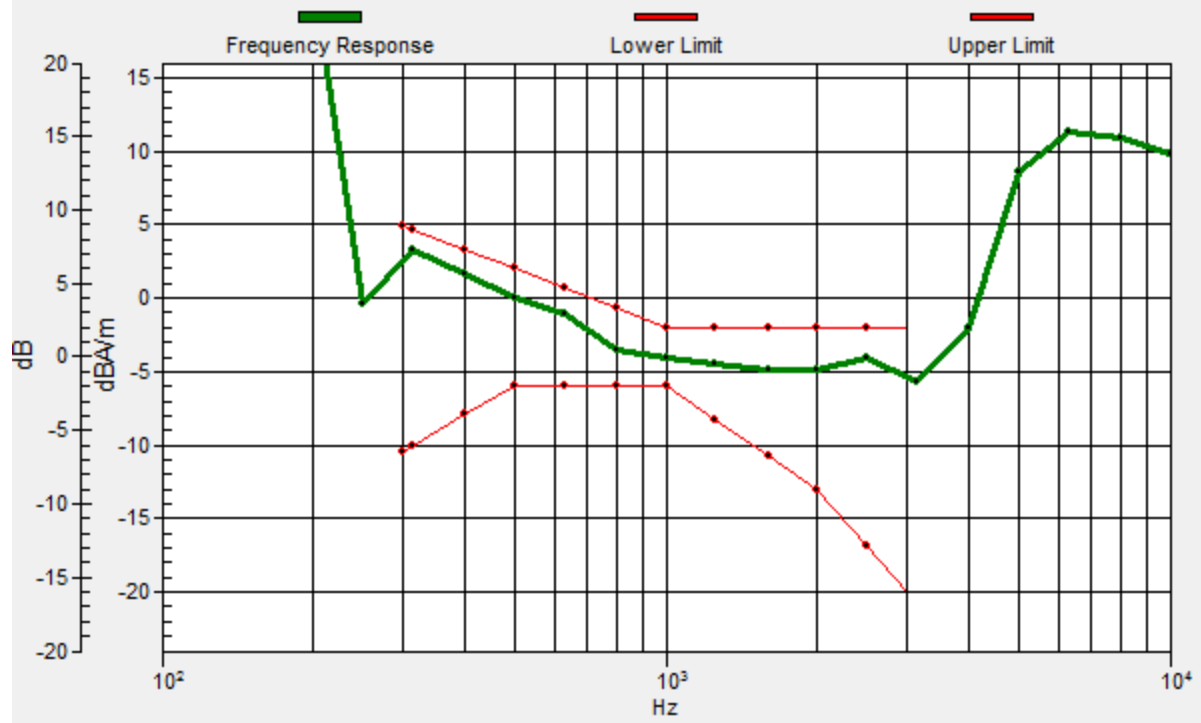
Location: 4.2, 0, 3.7 mm



0 dB = 1.000 A/m = 0.00 dBA/m

General Scans/z (axial) wideband at best S/N/ABM Freq Resp(x,y,z,f)

Loc: 4.2, 0, 3.7 mm Diff: 1.35dB



12_HAC_T-Coil_LTE Band 7_20M_QPSK_1RB_99Offset_AMR4.75Kbps_Ch21100(Y)

Communication System: UID 0, FDD_LTE (0); Frequency: 2535 MHz

Medium: Air Medium parameters used: $\sigma = 0$ S/m, $\epsilon_r = 1$; $\rho = 0$ kg/m³

Ambient Temperature : 23.5 °C

DASY5 Configuration:

- Probe: AM1DV3 - 3093; ; Calibrated: 2017.5.19
- Sensor-Surface: 0mm (Fix Surface)
- Electronics: DAE4 Sn1279; Calibrated: 2018.1.3
- Phantom: HAC Test Arch with AMCC; Type: SD HAC P01 BA;
- Measurement SW: DASY52, Version 52.8 (8); SEMCAD X Version 14.6.10 (7331)

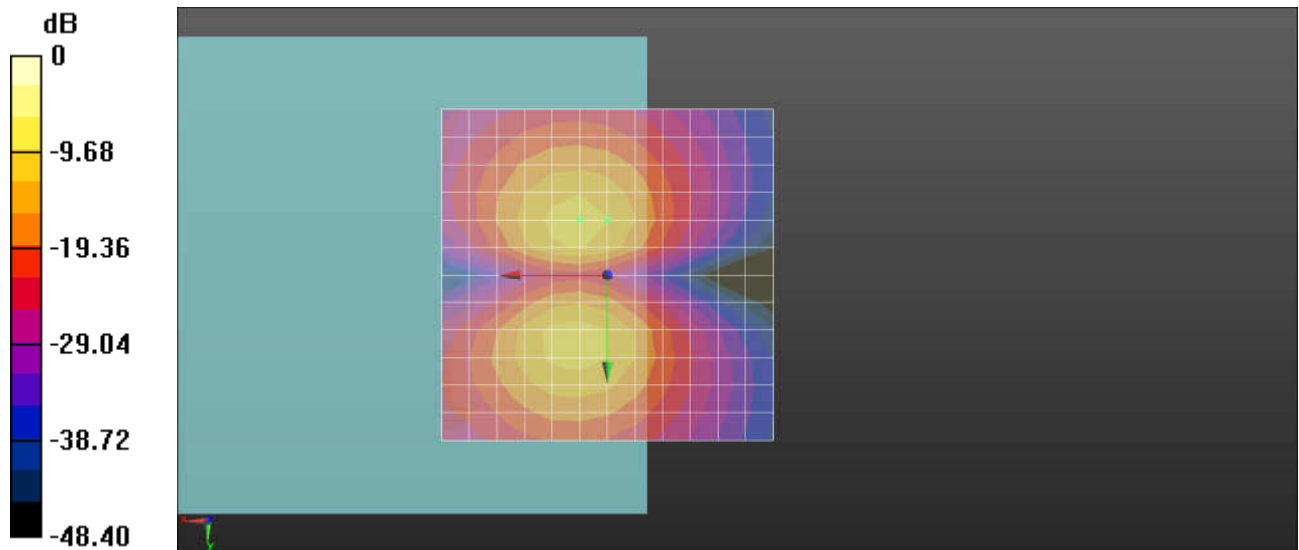
General Scans/y (transversal) 4.2mm 50 x 50/ABM SNR(x,y,z) (13x13x1): Measurement

grid: dx=10mm, dy=10mm

ABM1/ABM2 = 34.29 dB

ABM1 comp = -12.74 dBA/m

Location: 0, -8.3, 3.7 mm



0 dB = 1.000 A/m = 0.00 dBA/m

13_HAC_T-Coil_LTE Band 12_10M_QPSK_1RB_0Offset_AMR4.75Kbps_Ch23095(Z)

Communication System: UID 0, FDD_LTE (0); Frequency: 707.5 MHz

Medium: Air Medium parameters used: $\sigma = 0$ S/m, $\epsilon_r = 1$; $\rho = 0$ kg/m³

Ambient Temperature : 23.5 °C

DASY5 Configuration:

- Probe: AM1DV3 - 3093; ; Calibrated: 2017.5.19
- Sensor-Surface: 0mm (Fix Surface)
- Electronics: DAE4 Sn1279; Calibrated: 2018.1.3
- Phantom: HAC Test Arch with AMCC; Type: SD HAC P01 BA;
- Measurement SW: DASY52, Version 52.8 (8); SEMCAD X Version 14.6.10 (7331)

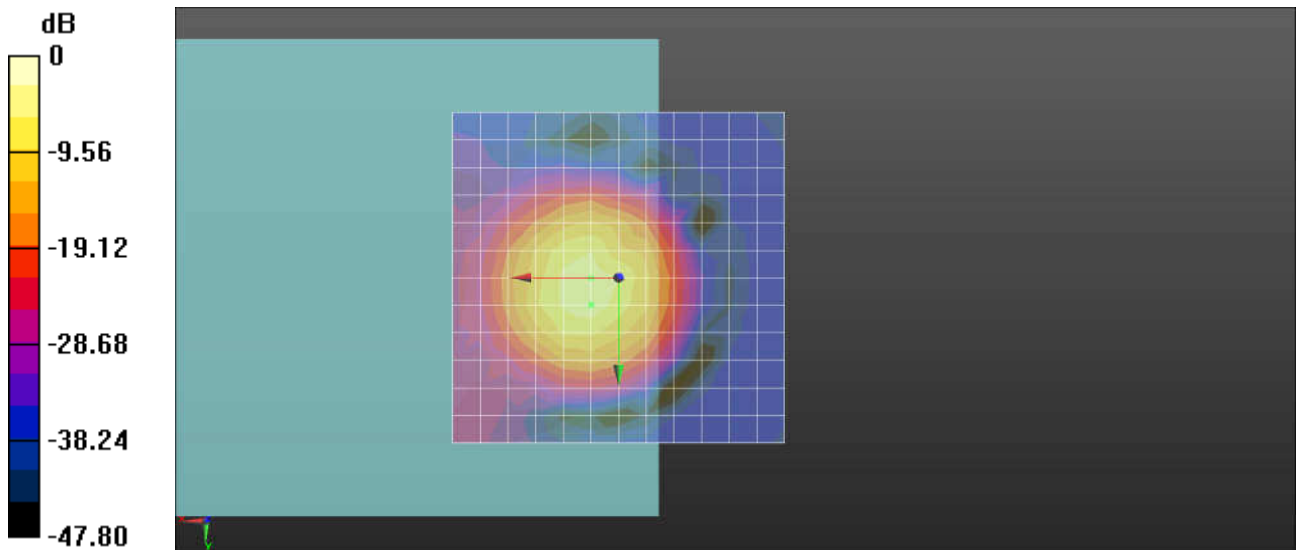
General Scans/z (axial) 4.2mm 50 x 50/ABM SNR(x,y,z) (13x13x1): Measurement grid:

dx=10mm, dy=10mm

ABM1/ABM2 = 36.42 dB

ABM1 comp = -4.09 dBA/m

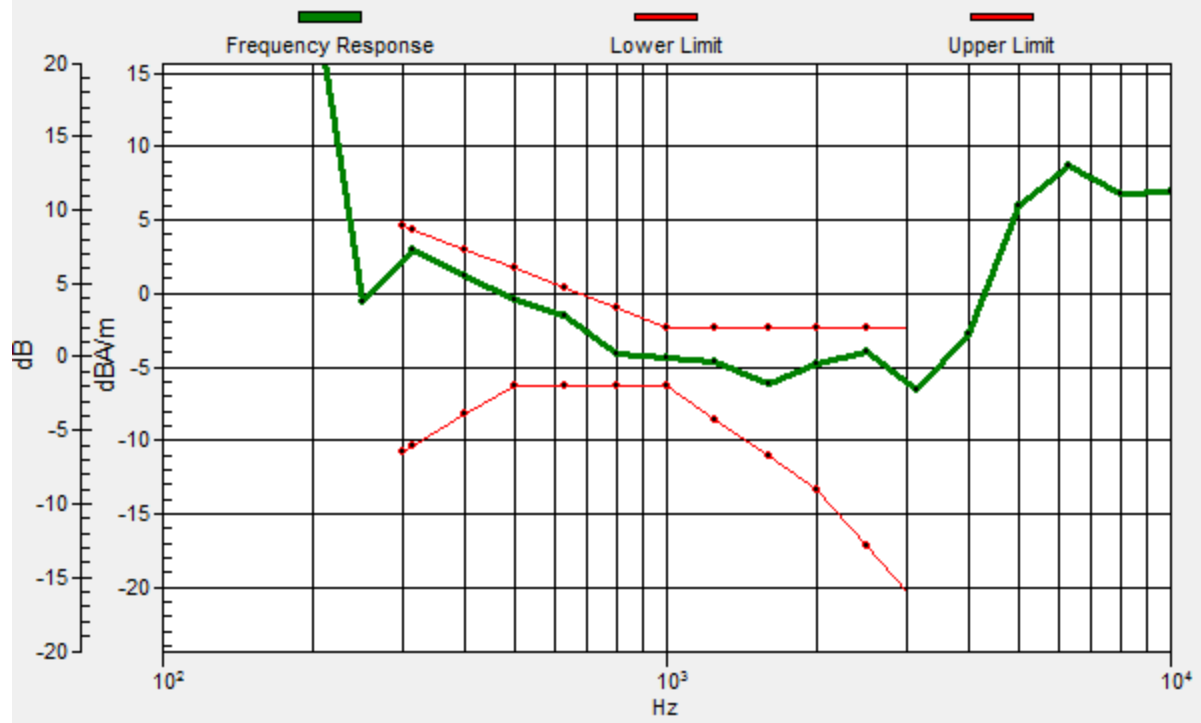
Location: 4.2, 4.2, 3.7 mm



0 dB = 1.000 A/m = 0.00 dBA/m

General Scans/z (axial) wideband at best S/N/ABM Freq Resp(x,y,z,f)

Loc: 4.2, 4.2, 3.7 mm Diff: 1.35dB



13_HAC_T-Coil_LTE Band 12_10M_QPSK_1RB_0Offset_AMR4.75Kbps_Ch23095(Y)

Communication System: UID 0, FDD_LTE (0); Frequency: 707.5 MHz

Medium: Air Medium parameters used: $\sigma = 0$ S/m, $\epsilon_r = 1$; $\rho = 0$ kg/m³

Ambient Temperature : 23.5 °C

DASY5 Configuration:

- Probe: AM1DV3 - 3093; ; Calibrated: 2017.5.19
- Sensor-Surface: 0mm (Fix Surface)
- Electronics: DAE4 Sn1279; Calibrated: 2018.1.3
- Phantom: HAC Test Arch with AMCC; Type: SD HAC P01 BA;
- Measurement SW: DASY52, Version 52.8 (8); SEMCAD X Version 14.6.10 (7331)

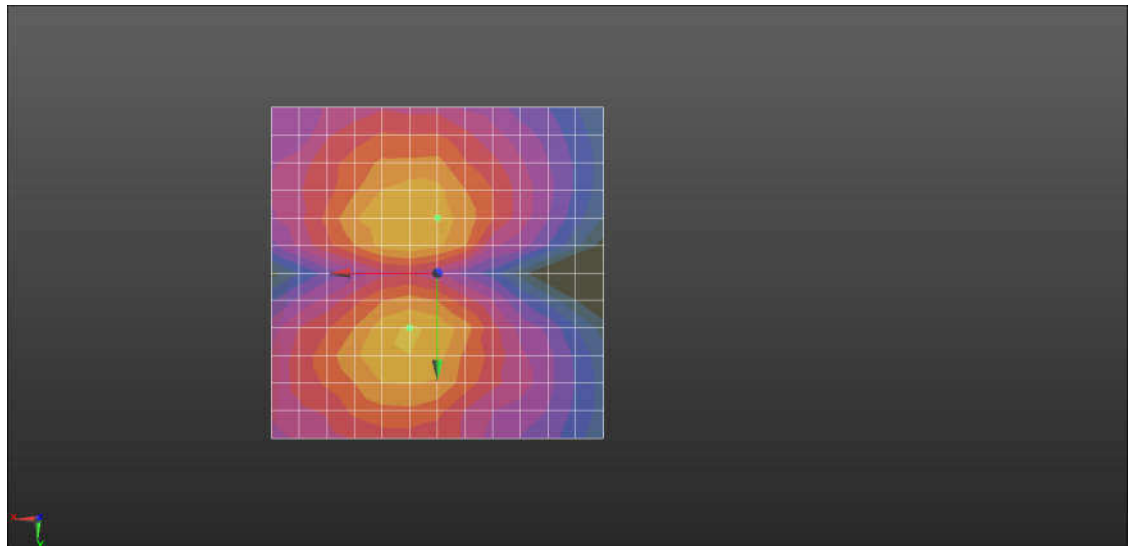
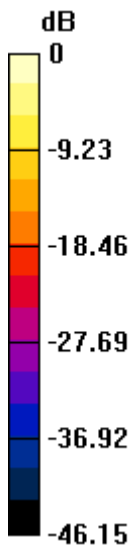
General Scans/y (transversal) 4.2mm 50 x 50/ABM SNR(x,y,z) (13x13x1): Measurement

grid: dx=10mm, dy=10mm

ABM1/ABM2 = 33.65 dB

ABM1 comp = -13.45 dBA/m

Location: 0, -8.3, 3.7 mm



0 dB = 1.000 A/m = 0.00 dBA/m

14_HAC_T-Coil_LTE Band 13_10M_QPSK_1RB_0Offset_AMR4.75Kbps_Ch23230(Z)

Communication System: UID 0, FDD_LTE (0); Frequency: 782 MHz

Medium: Air Medium parameters used: $\sigma = 0$ S/m, $\epsilon_r = 1$; $\rho = 0$ kg/m³

Ambient Temperature : 23.2 °C

DASY5 Configuration:

- Probe: AM1DV3 - 3093; ; Calibrated: 2017.5.19
- Sensor-Surface: 0mm (Fix Surface)
- Electronics: DAE4 Sn1279; Calibrated: 2018.1.3
- Phantom: HAC Test Arch with AMCC; Type: SD HAC P01 BA;
- Measurement SW: DASY52, Version 52.8 (8); SEMCAD X Version 14.6.10 (7331)

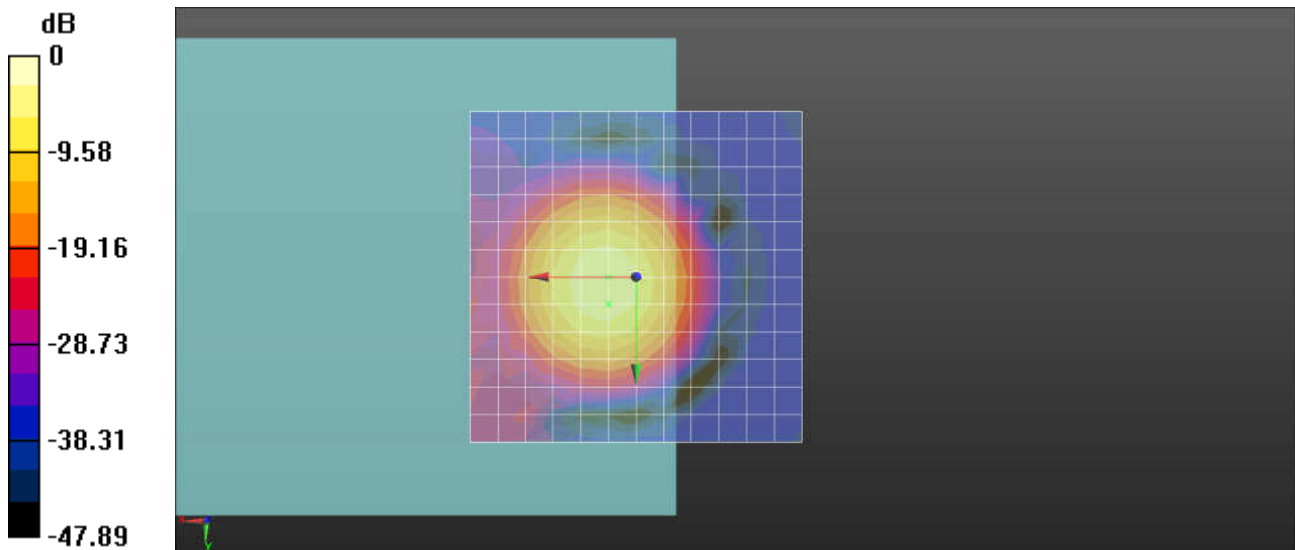
General Scans/z (axial) 4.2mm 50 x 50/ABM SNR(x,y,z) (13x13x1): Measurement grid:

dx=10mm, dy=10mm

ABM1/ABM2 = 36.01 dB

ABM1 comp = -3.76 dBA/m

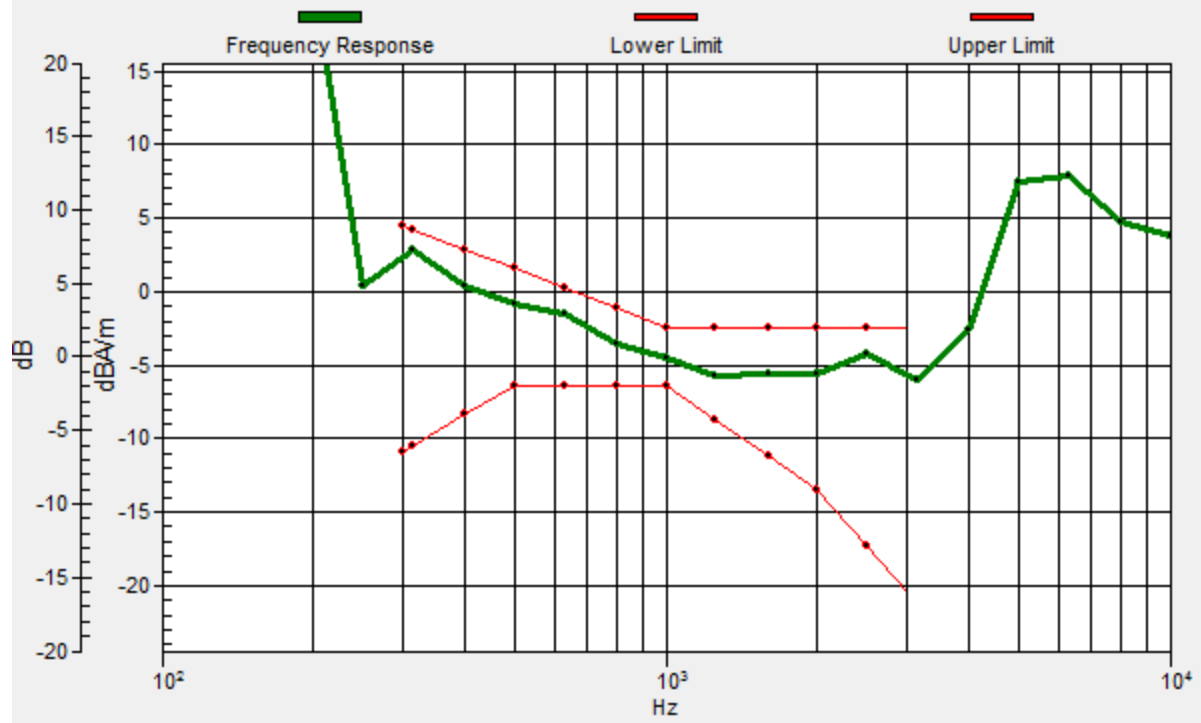
Location: 4.2, 4.2, 3.7 mm



0 dB = 1.000 A/m = 0.00 dBA/m

General Scans/z (axial) wideband at best S/N/ABM Freq Resp(x,y,z,f)

Loc: 4.2, 4.2, 3.7 mm Diff: 1.41dB



14_HAC_T-Coil_LTE Band 13_10M_QPSK_1RB_0Offset_AMR4.75Kbps_Ch23230(Y)

Communication System: UID 0, FDD_LTE (0); Frequency: 782 MHz

Medium: Air Medium parameters used: $\sigma = 0$ S/m, $\epsilon_r = 1$; $\rho = 0$ kg/m³

Ambient Temperature : 23.2 °C

DASY5 Configuration:

- Probe: AM1DV3 - 3093; ; Calibrated: 2017.5.19
- Sensor-Surface: 0mm (Fix Surface)
- Electronics: DAE4 Sn1279; Calibrated: 2018.1.3
- Phantom: HAC Test Arch with AMCC; Type: SD HAC P01 BA;
- Measurement SW: DASY52, Version 52.8 (8); SEMCAD X Version 14.6.10 (7331)

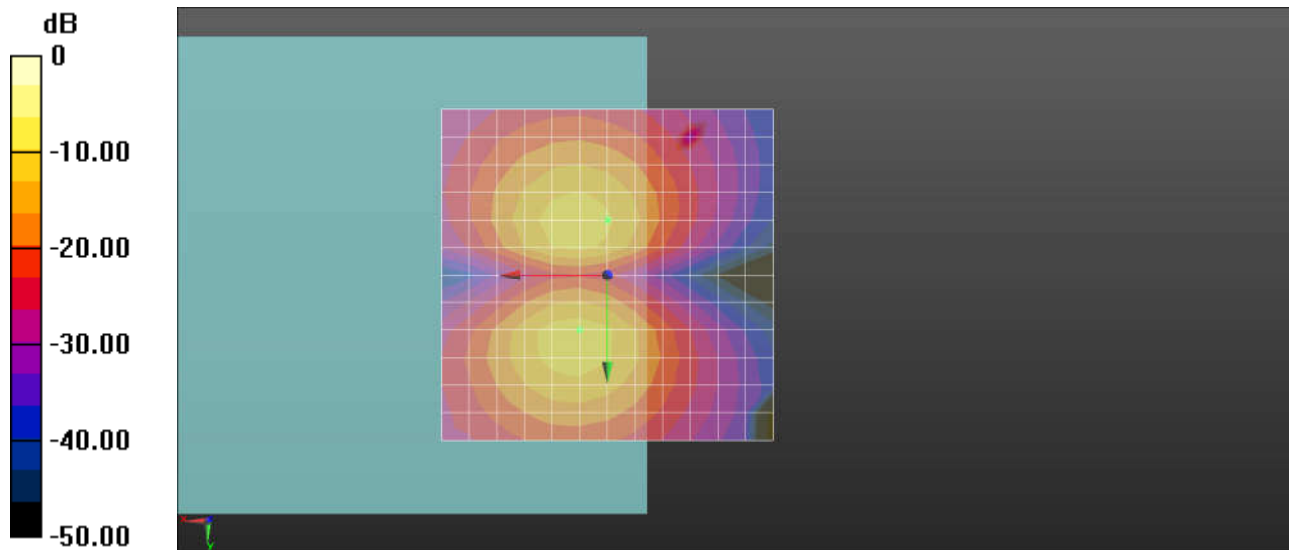
General Scans/y (transversal) 4.2mm 50 x 50/ABM SNR(x,y,z) (13x13x1): Measurement

grid: dx=10mm, dy=10mm

ABM1/ABM2 = 35.26 dB

ABM1 comp = -12.55 dBA/m

Location: 0, -8.3, 3.7 mm



0 dB = 1.000 A/m = 0.00 dBA/m

15_HAC_T-Coil_LTE Band 14_10M_QPSK_1RB_0Offset_AMR4.75Kbps_Ch23330(Z)

Communication System: UID 0, FDD_LTE (0); Frequency: 793 MHz

Medium: Air Medium parameters used: $\sigma = 0$ S/m, $\epsilon_r = 1$; $\rho = 0$ kg/m³

Ambient Temperature : 23.2 °C

DASY5 Configuration:

- Probe: AM1DV3 - 3093; ; Calibrated: 2017.5.19
- Sensor-Surface: 0mm (Fix Surface)
- Electronics: DAE4 Sn1279; Calibrated: 2018.1.3
- Phantom: HAC Test Arch with AMCC; Type: SD HAC P01 BA;
- Measurement SW: DASY52, Version 52.8 (8); SEMCAD X Version 14.6.10 (7331)

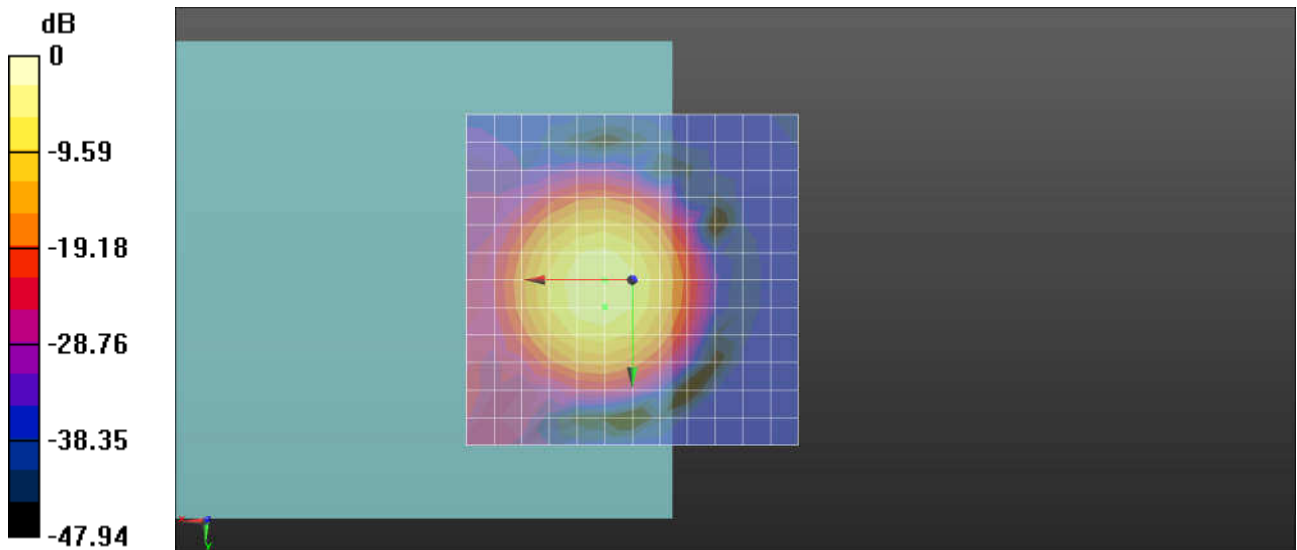
General Scans/z (axial) 4.2mm 50 x 50/ABM SNR(x,y,z) (13x13x1): Measurement grid:

dx=10mm, dy=10mm

ABM1/ABM2 = 35.66 dB

ABM1 comp = -3.66 dBA/m

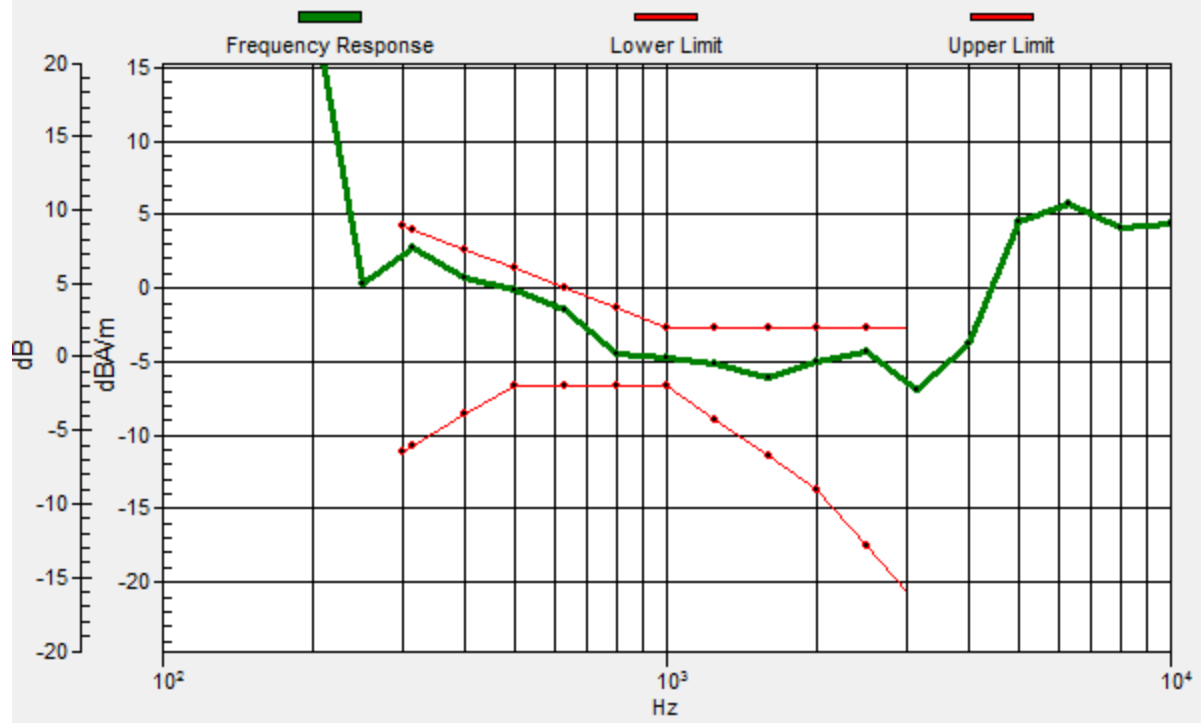
Location: 4.2, 4.2, 3.7 mm



0 dB = 1.000 A/m = 0.00 dBA/m

General Scans/z (axial) wideband at best S/N/ABM Freq Resp(x,y,z,f)

Loc: 4.2, 4.2, 3.7 mm Diff: 1.21dB



15_HAC_T-Coil_LTE Band 14_10M_QPSK_1RB_0Offset_AMR4.75Kbps_Ch23330(Y)

Communication System: UID 0, FDD_LTE (0); Frequency: 793 MHz

Medium: Air Medium parameters used: $\sigma = 0$ S/m, $\epsilon_r = 1$; $\rho = 0$ kg/m³

Ambient Temperature : 23.2 °C

DASY5 Configuration:

- Probe: AM1DV3 - 3093; ; Calibrated: 2017.5.19
- Sensor-Surface: 0mm (Fix Surface)
- Electronics: DAE4 Sn1279; Calibrated: 2018.1.3
- Phantom: HAC Test Arch with AMCC; Type: SD HAC P01 BA;
- Measurement SW: DASY52, Version 52.8 (8); SEMCAD X Version 14.6.10 (7331)

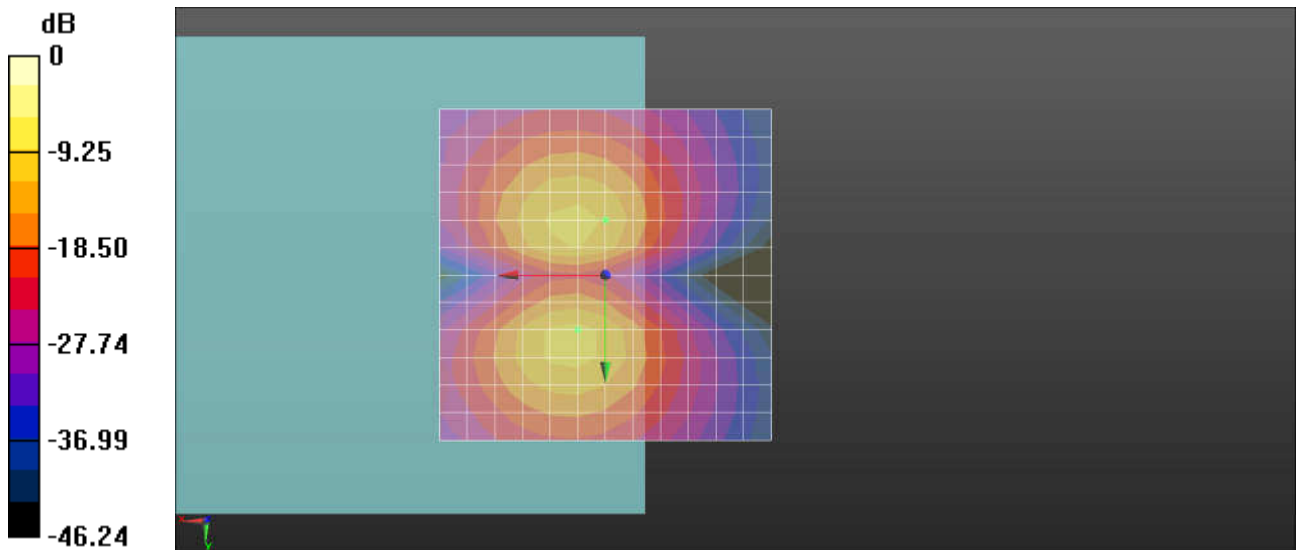
General Scans/y (transversal) 4.2mm 50 x 50/ABM SNR(x,y,z) (13x13x1): Measurement

grid: dx=10mm, dy=10mm

ABM1/ABM2 = 33.47 dB

ABM1 comp = -12.55 dBA/m

Location: 0, -8.3, 3.7 mm



0 dB = 1.000 A/m = 0.00 dBA/m

16_HAC_T-Coil_LTE Band 17_10M_QPSK_1RB_0Offset_AMR4.75Kbps_Ch23790(Z)

Communication System: UID 0, FDD_LTE (0); Frequency: 710 MHz

Medium: Air Medium parameters used: $\sigma = 0$ S/m, $\epsilon_r = 1$; $\rho = 0$ kg/m³

Ambient Temperature : 23.2 °C

DASY5 Configuration:

- Probe: AM1DV3 - 3093; ; Calibrated: 2017.5.19
- Sensor-Surface: 0mm (Fix Surface)
- Electronics: DAE4 Sn1279; Calibrated: 2018.1.3
- Phantom: HAC Test Arch with AMCC; Type: SD HAC P01 BA;
- Measurement SW: DASY52, Version 52.8 (8); SEMCAD X Version 14.6.10 (7331)

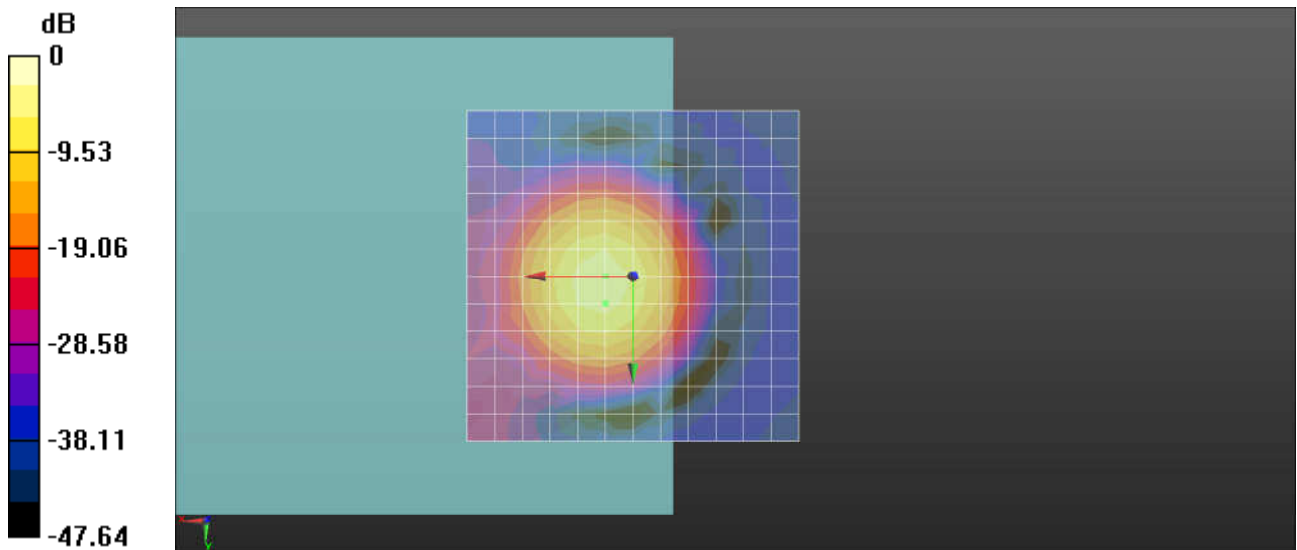
General Scans/z (axial) 4.2mm 50 x 50/ABM SNR(x,y,z) (13x13x1): Measurement grid:

dx=10mm, dy=10mm

ABM1/ABM2 = 33.82 dB

ABM1 comp = -4.88 dBA/m

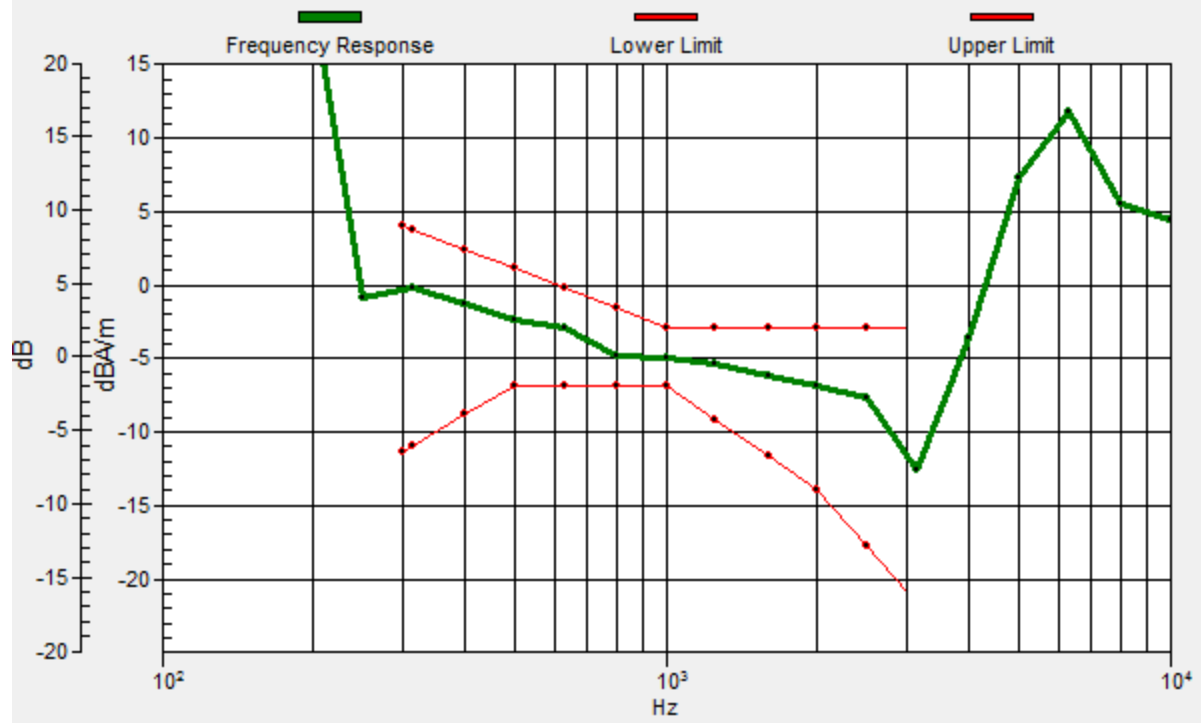
Location: 4.2, 4.2, 3.7 mm



0 dB = 1.000 A/m = 0.00 dBA/m

General Scans/z (axial) wideband at best S/N/ABM Freq Resp(x,y,z,f)

Loc: 4.2, 4.2, 3.7 mm Diff: 2dB



16_HAC_T-Coil_LTE Band 17_10M_QPSK_1RB_0Offset_AMR4.75Kbps_Ch23790(Y)

Communication System: UID 0, FDD_LTE (0); Frequency: 710 MHz

Medium: Air Medium parameters used: $\sigma = 0$ S/m, $\epsilon_r = 1$; $\rho = 0$ kg/m³

Ambient Temperature : 23.2 °C

DASY5 Configuration:

- Probe: AM1DV3 - 3093; ; Calibrated: 2017.5.19
- Sensor-Surface: 0mm (Fix Surface)
- Electronics: DAE4 Sn1279; Calibrated: 2018.1.3
- Phantom: HAC Test Arch with AMCC; Type: SD HAC P01 BA;
- Measurement SW: DASY52, Version 52.8 (8); SEMCAD X Version 14.6.10 (7331)

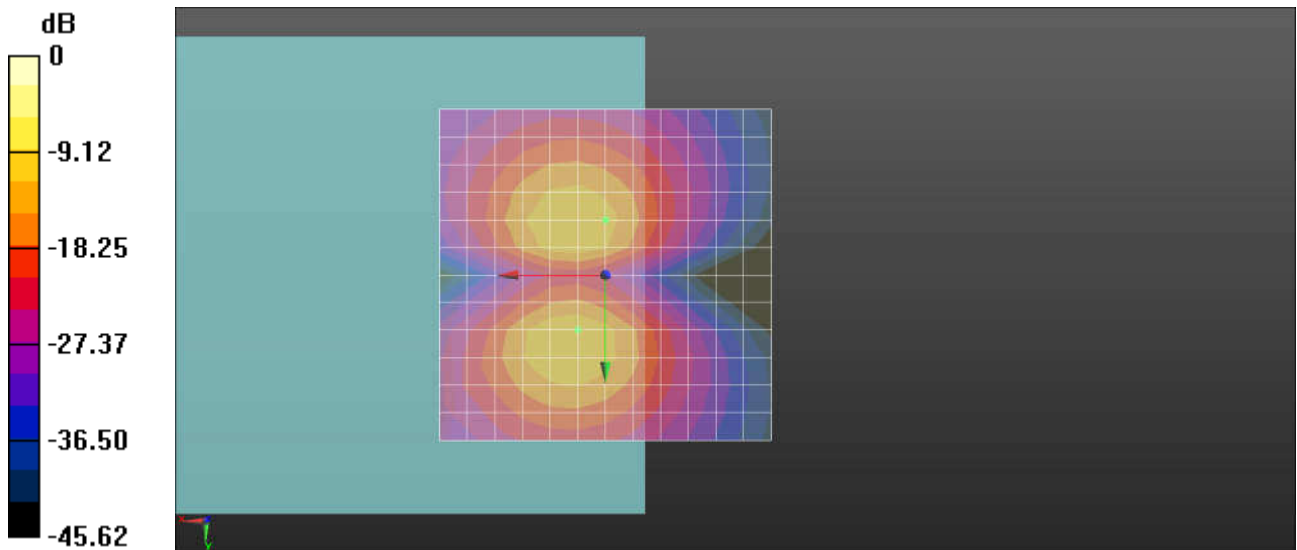
General Scans/y (transversal) 4.2mm 50 x 50/ABM SNR(x,y,z) (13x13x1): Measurement

grid: dx=10mm, dy=10mm

ABM1/ABM2 = 32.00 dB

ABM1 comp = -13.60 dBA/m

Location: 0, -8.3, 3.7 mm



0 dB = 1.000 A/m = 0.00 dBA/m

17_HAC_T-Coil_LTE Band 25_20M_QPSK_1RB_0Offset_AMR4.75Kbps_Ch26340(Z)

Communication System: UID 0, FDD_LTE (0); Frequency: 1880 MHz

Medium: Air Medium parameters used: $\sigma = 0$ S/m, $\epsilon_r = 1$; $\rho = 0$ kg/m³

Ambient Temperature : 23.2 °C

DASY5 Configuration:

- Probe: AM1DV3 - 3093; ; Calibrated: 2017.5.19
- Sensor-Surface: 0mm (Fix Surface)
- Electronics: DAE4 Sn1279; Calibrated: 2018.1.3
- Phantom: HAC Test Arch with AMCC; Type: SD HAC P01 BA;
- Measurement SW: DASY52, Version 52.8 (8); SEMCAD X Version 14.6.10 (7331)

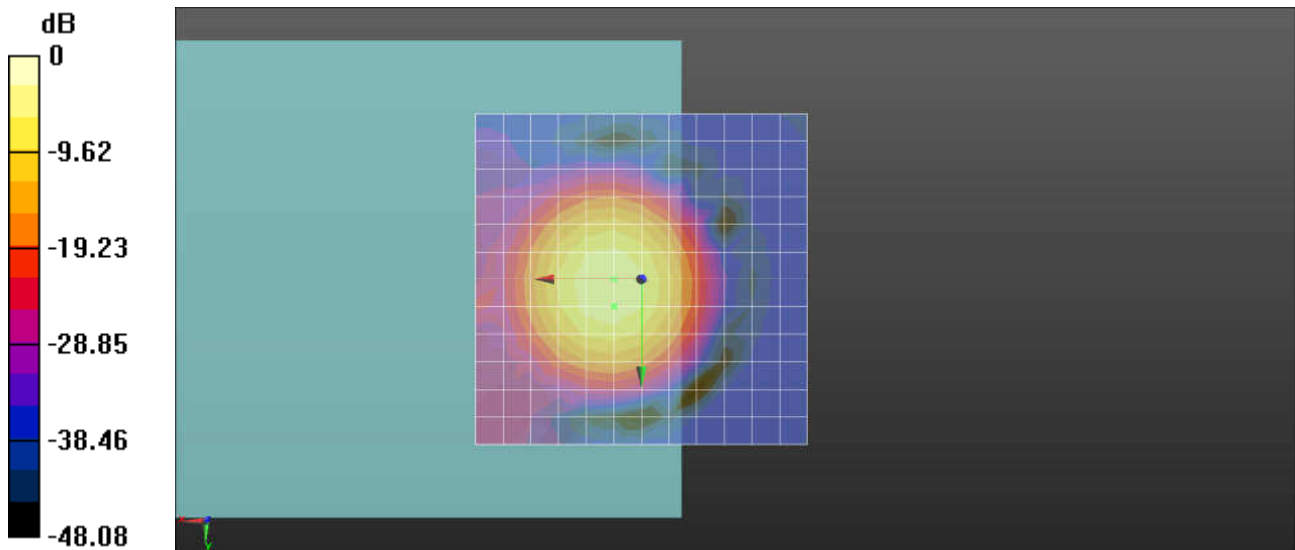
General Scans/z (axial) 4.2mm 50 x 50/ABM SNR(x,y,z) (13x13x1): Measurement grid:

dx=10mm, dy=10mm

ABM1/ABM2 = 35.13 dB

ABM1 comp = -3.79 dBA/m

Location: 4.2, 4.2, 3.7 mm



0 dB = 1.000 A/m = 0.00 dBA/m

General Scans/z (axial) wideband at best S/N/ABM Freq Resp(x,y,z,f)

Loc: 4.2, 4.2, 3.7 mm Diff: 1.48dB



17_HAC_T-Coil_LTE Band 25_20M_QPSK_1RB_0Offset_AMR4.75Kbps_Ch26340(Y)

Communication System: UID 0, FDD_LTE (0); Frequency: 1880 MHz

Medium: Air Medium parameters used: $\sigma = 0$ S/m, $\epsilon_r = 1$; $\rho = 0$ kg/m³

Ambient Temperature : 23.2 °C

DASY5 Configuration:

- Probe: AM1DV3 - 3093; ; Calibrated: 2017.5.19
- Sensor-Surface: 0mm (Fix Surface)
- Electronics: DAE4 Sn1279; Calibrated: 2018.1.3
- Phantom: HAC Test Arch with AMCC; Type: SD HAC P01 BA;
- Measurement SW: DASY52, Version 52.8 (8); SEMCAD X Version 14.6.10 (7331)

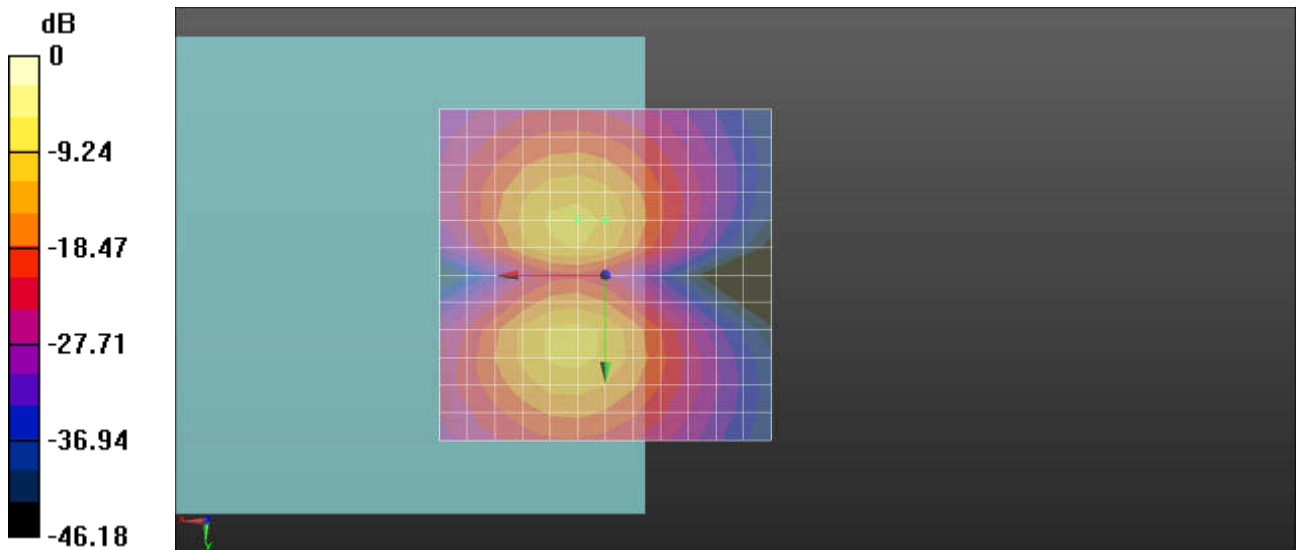
General Scans/y (transversal) 4.2mm 50 x 50/ABM SNR(x,y,z) (13x13x1): Measurement

grid: dx=10mm, dy=10mm

ABM1/ABM2 = 33.36 dB

ABM1 comp = -12.60 dBA/m

Location: 0, -8.3, 3.7 mm



0 dB = 1.000 A/m = 0.00 dBA/m

18_HAC_T-Coil_LTE Band 26_15M_QPSK_1RB_74Offset_AMR4.75Kbps_Ch26865(Z)

Communication System: UID 0, FDD_LTE (0); Frequency: 831.5 MHz

Medium: Air Medium parameters used: $\sigma = 0$ S/m, $\epsilon_r = 1$; $\rho = 0$ kg/m³

Ambient Temperature : 23.2°C

DASY5 Configuration:

- Probe: AM1DV3 - 3093; ; Calibrated: 2017.5.19
- Sensor-Surface: 0mm (Fix Surface)
- Electronics: DAE4 Sn1279; Calibrated: 2018.1.3
- Phantom: HAC Test Arch with AMCC; Type: SD HAC P01 BA;
- Measurement SW: DASY52, Version 52.8 (8); SEMCAD X Version 14.6.10 (7331)

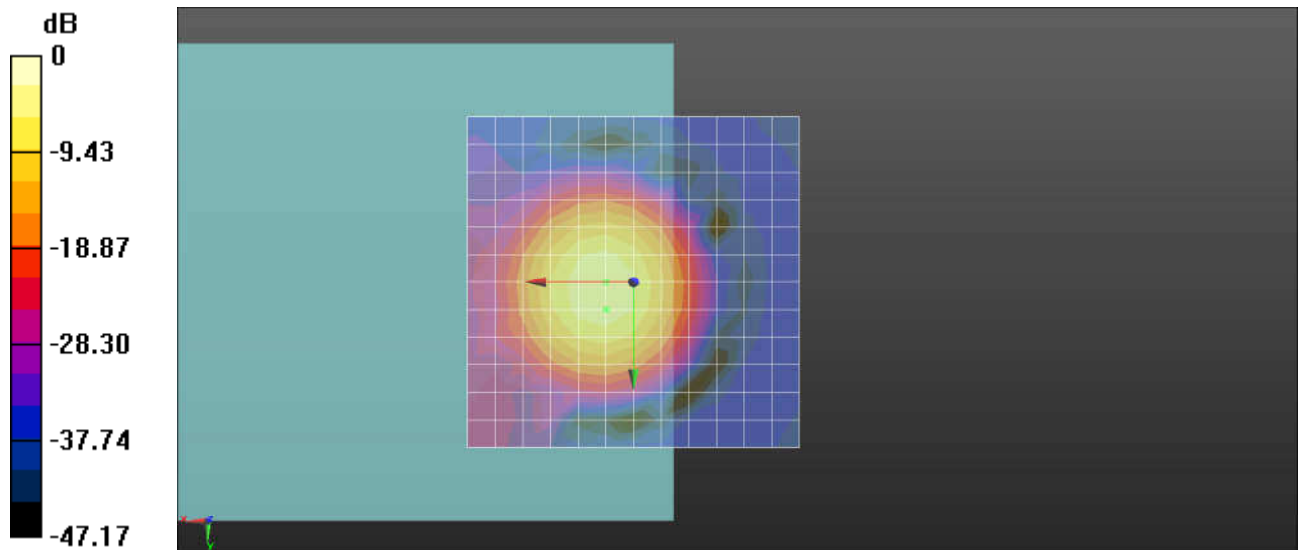
General Scans/z (axial) 4.2mm 50 x 50/ABM SNR(x,y,z) (13x13x1): Measurement grid:

dx=10mm, dy=10mm

ABM1/ABM2 = 37.97 dB

ABM1 comp = -3.79 dBA/m

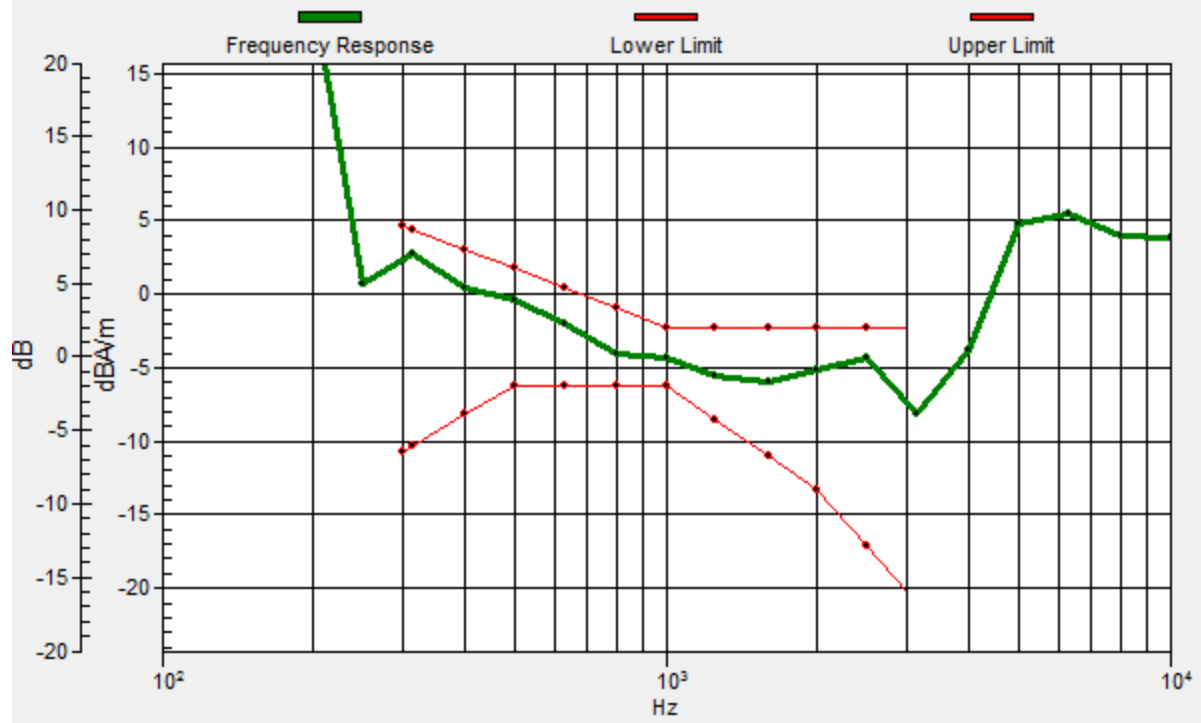
Location: 4.2, 4.2, 3.7 mm



0 dB = 1.000 A/m = 0.00 dBA/m

General Scans/z (axial) wideband at best S/N/ABM Freq Resp(x,y,z,f)

Loc: 4.2, 4.2, 3.7 mm Diff: 1.72dB



18_HAC_T-Coil_LTE Band 26_15M_QPSK_1RB_74Offset_AMR4.75Kbps_Ch26865(Y)

Communication System: UID 0, FDD_LTE (0); Frequency: 831.5 MHz

Medium: Air Medium parameters used: $\sigma = 0$ S/m, $\epsilon_r = 1$; $\rho = 0$ kg/m³

Ambient Temperature : 23.2 °C

DASY5 Configuration:

- Probe: AM1DV3 - 3093; ; Calibrated: 2017.5.19
- Sensor-Surface: 0mm (Fix Surface)
- Electronics: DAE4 Sn1279; Calibrated: 2018.1.3
- Phantom: HAC Test Arch with AMCC; Type: SD HAC P01 BA;
- Measurement SW: DASY52, Version 52.8 (8); SEMCAD X Version 14.6.10 (7331)

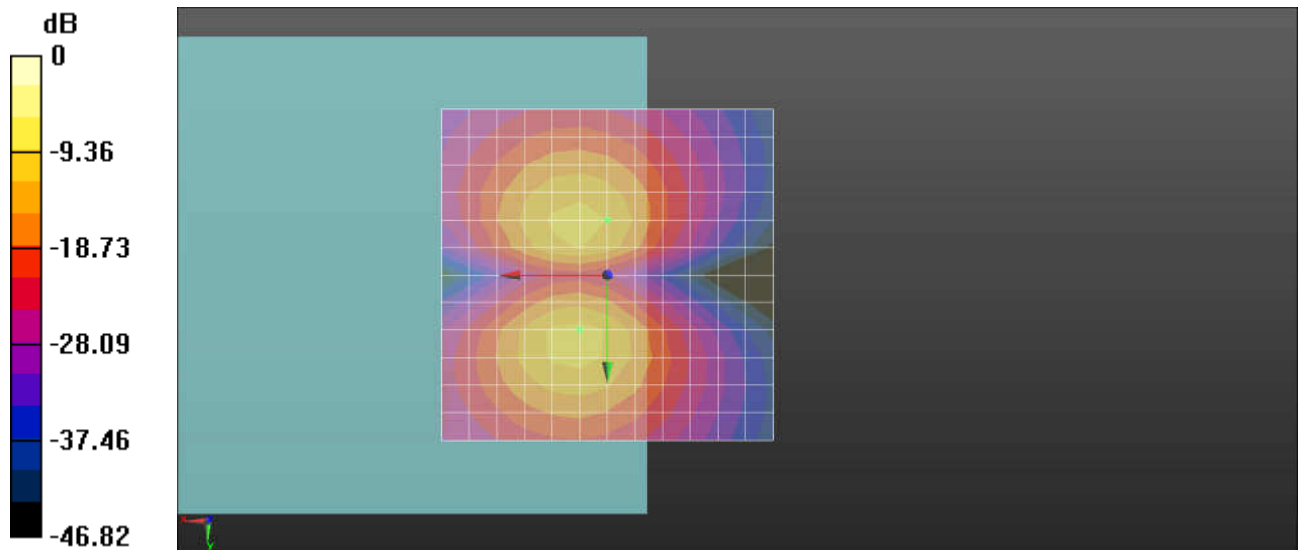
General Scans/y (transversal) 4.2mm 50 x 50/ABM SNR(x,y,z) (13x13x1): Measurement

grid: dx=10mm, dy=10mm

ABM1/ABM2 = 33.95 dB

ABM1 comp = -12.54 dBA/m

Location: 0, -8.3, 3.7 mm



0 dB = 1.000 A/m = 0.00 dBA/m

19_HAC_T-Coil_LTE Band 30_10M_QPSK_1RB_0Offset_AMR4.75Kbps_Ch27710(Z)

Communication System: UID 0, FDD_LTE (0); Frequency: 2310 MHz

Medium: Air Medium parameters used: $\sigma = 0$ S/m, $\epsilon_r = 1$; $\rho = 0$ kg/m³

Ambient Temperature : 23.2 °C

DASY5 Configuration:

- Probe: AM1DV3 - 3093; ; Calibrated: 2017.5.19
- Sensor-Surface: 0mm (Fix Surface)
- Electronics: DAE4 Sn1279; Calibrated: 2018.1.3
- Phantom: HAC Test Arch with AMCC; Type: SD HAC P01 BA;
- Measurement SW: DASY52, Version 52.8 (8); SEMCAD X Version 14.6.10 (7331)

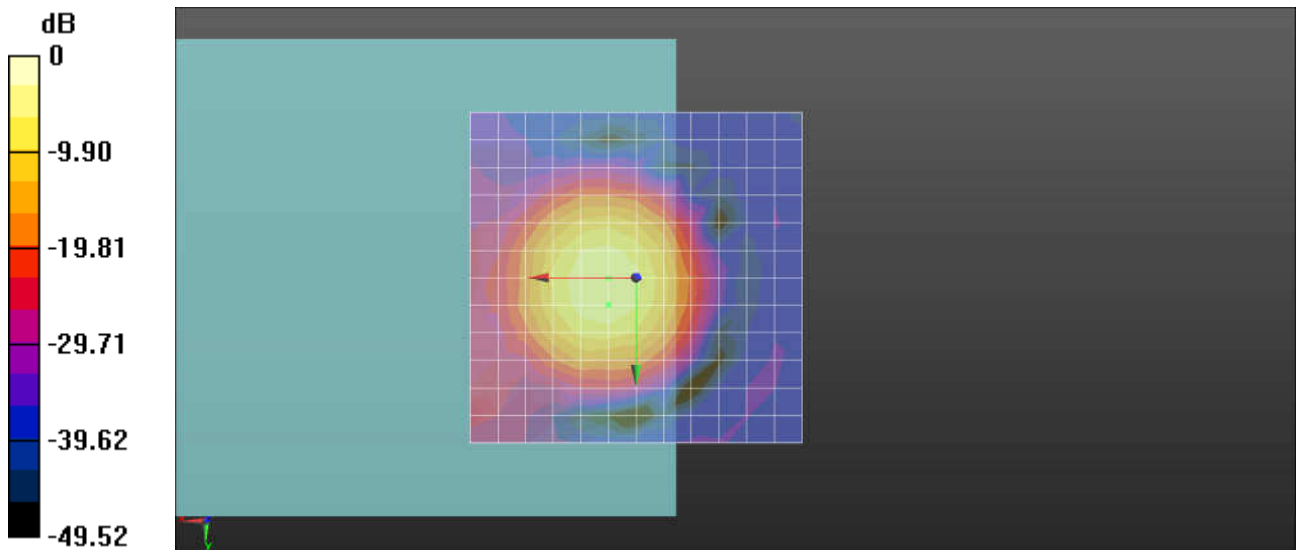
General Scans/z (axial) 4.2mm 50 x 50/ABM SNR(x,y,z) (13x13x1): Measurement grid:

dx=10mm, dy=10mm

ABM1/ABM2 = 35.37 dB

ABM1 comp = -3.77 dBA/m

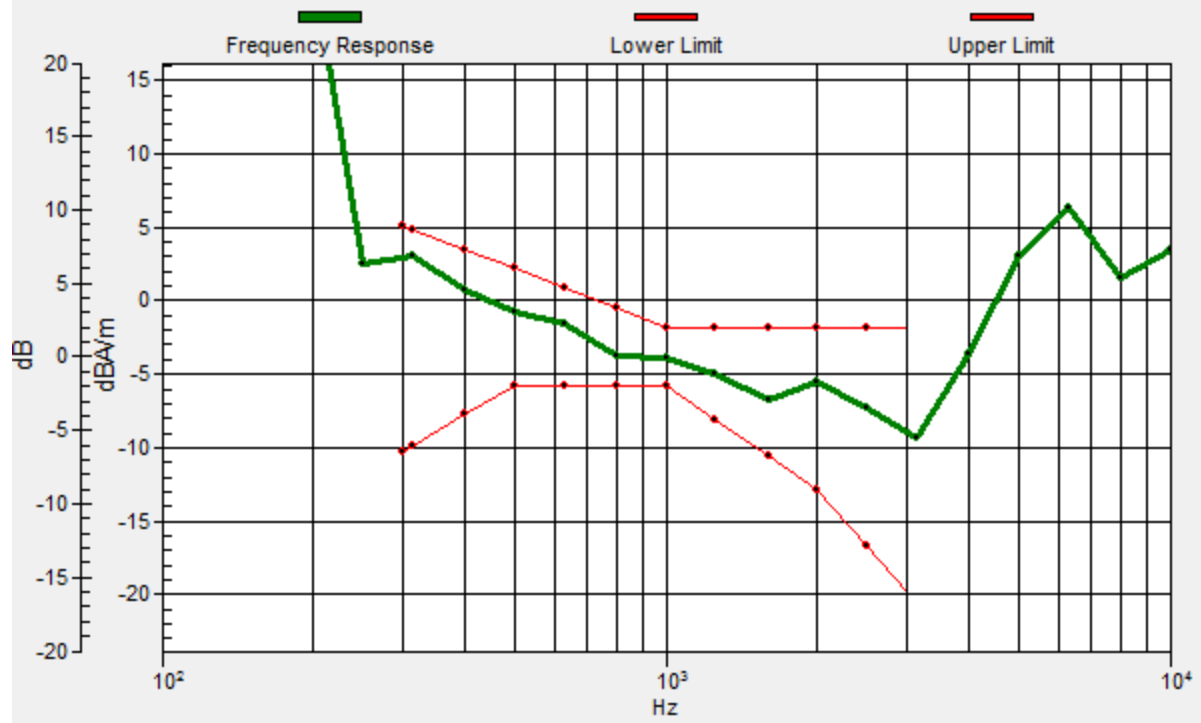
Location: 4.2, 4.2, 3.7 mm



0 dB = 1.000 A/m = 0.00 dBA/m

General Scans/z (axial) wideband at best S/N/ABM Freq Resp(x,y,z,f)

Loc: 4.2, 4.2, 3.7 mm Diff: 1.86dB



19_HAC_T-Coil_LTE Band 30_10M_QPSK_1RB_0Offset_AMR4.75Kbps_Ch27710(Y)

Communication System: UID 0, FDD_LTE (0); Frequency: 2310 MHz

Medium: Air Medium parameters used: $\sigma = 0$ S/m, $\epsilon_r = 1$; $\rho = 0$ kg/m³

Ambient Temperature : 23.2 °C

DASY5 Configuration:

- Probe: AM1DV3 - 3093; ; Calibrated: 2017.5.19
- Sensor-Surface: 0mm (Fix Surface)
- Electronics: DAE4 Sn1279; Calibrated: 2018.1.3
- Phantom: HAC Test Arch with AMCC; Type: SD HAC P01 BA;
- Measurement SW: DASY52, Version 52.8 (8); SEMCAD X Version 14.6.10 (7331)

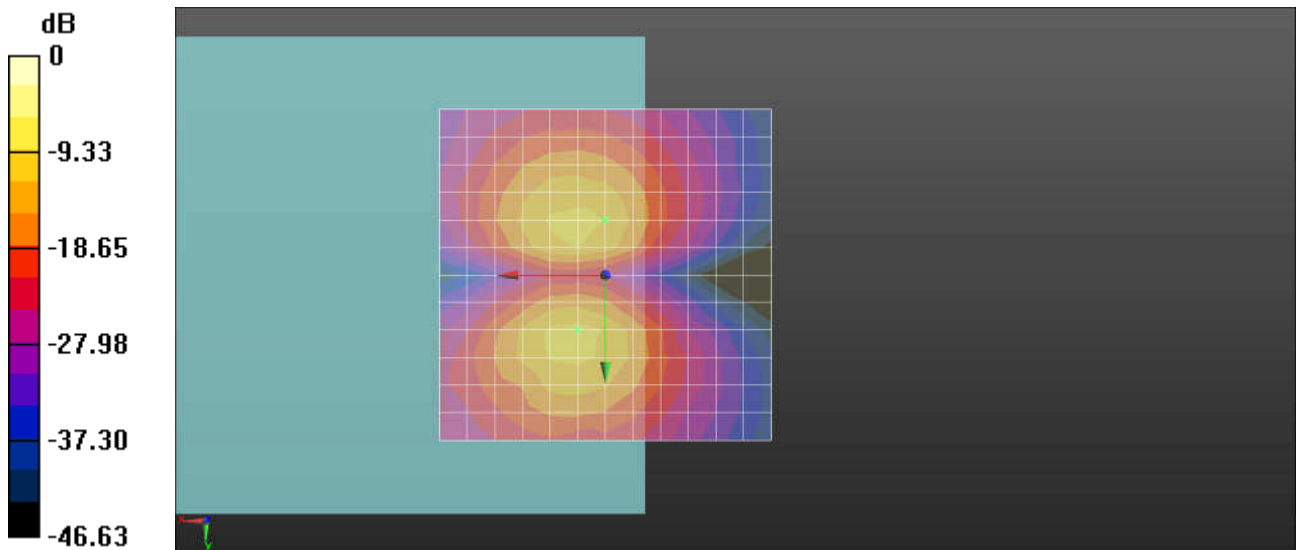
General Scans/y (transversal) 4.2mm 50 x 50/ABM SNR(x,y,z) (13x13x1): Measurement

grid: dx=10mm, dy=10mm

ABM1/ABM2 = 33.92 dB

ABM1 comp = -12.54 dBA/m

Location: 0, -8.3, 3.7 mm



0 dB = 1.000 A/m = 0.00 dBA/m

20_HAC_T-Coil_LTE Band 66_20M_QPSK_1RB_99Offset_AMR4.75Kbps_Ch132322(Z)

Communication System: UID 0, FDD_LTE (0); Frequency: 1745 MHz

Medium: Air Medium parameters used: $\sigma = 0$ S/m, $\epsilon_r = 1$; $\rho = 0$ kg/m³

Ambient Temperature : 23.2 °C

DASY5 Configuration:

- Probe: AM1DV3 - 3093; ; Calibrated: 2017.5.19
- Sensor-Surface: 0mm (Fix Surface)
- Electronics: DAE4 Sn1279; Calibrated: 2018.1.3
- Phantom: HAC Test Arch with AMCC; Type: SD HAC P01 BA;
- Measurement SW: DASY52, Version 52.8 (8); SEMCAD X Version 14.6.10 (7331)

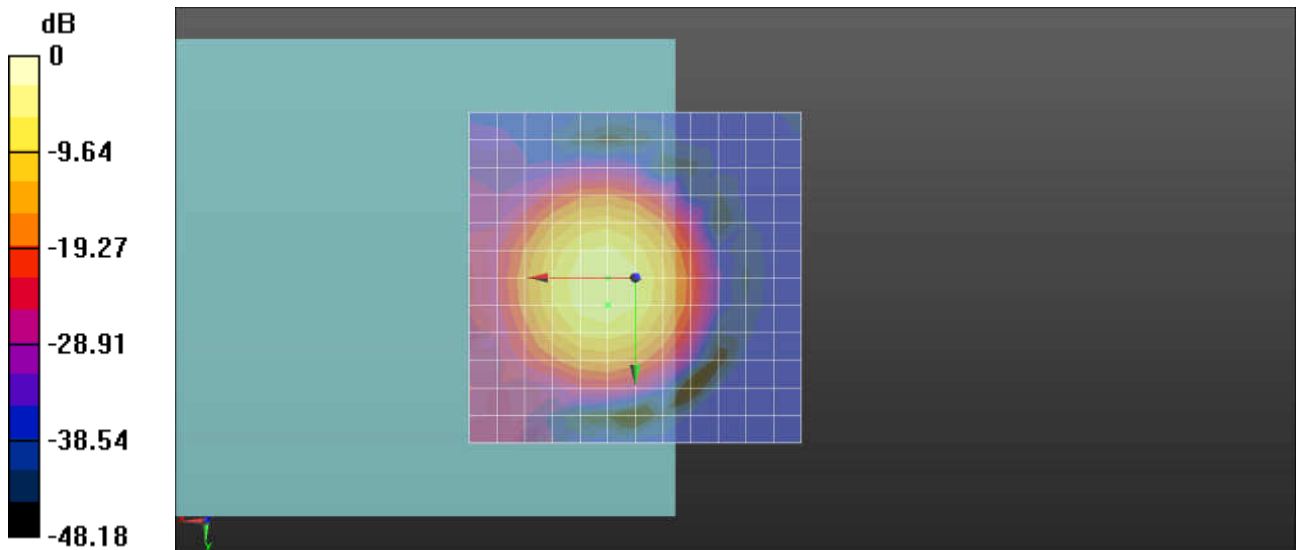
General Scans/z (axial) 4.2mm 50 x 50/ABM SNR(x,y,z) (13x13x1): Measurement grid:

dx=10mm, dy=10mm

ABM1/ABM2 = 35.73 dB

ABM1 comp = -3.74 dBA/m

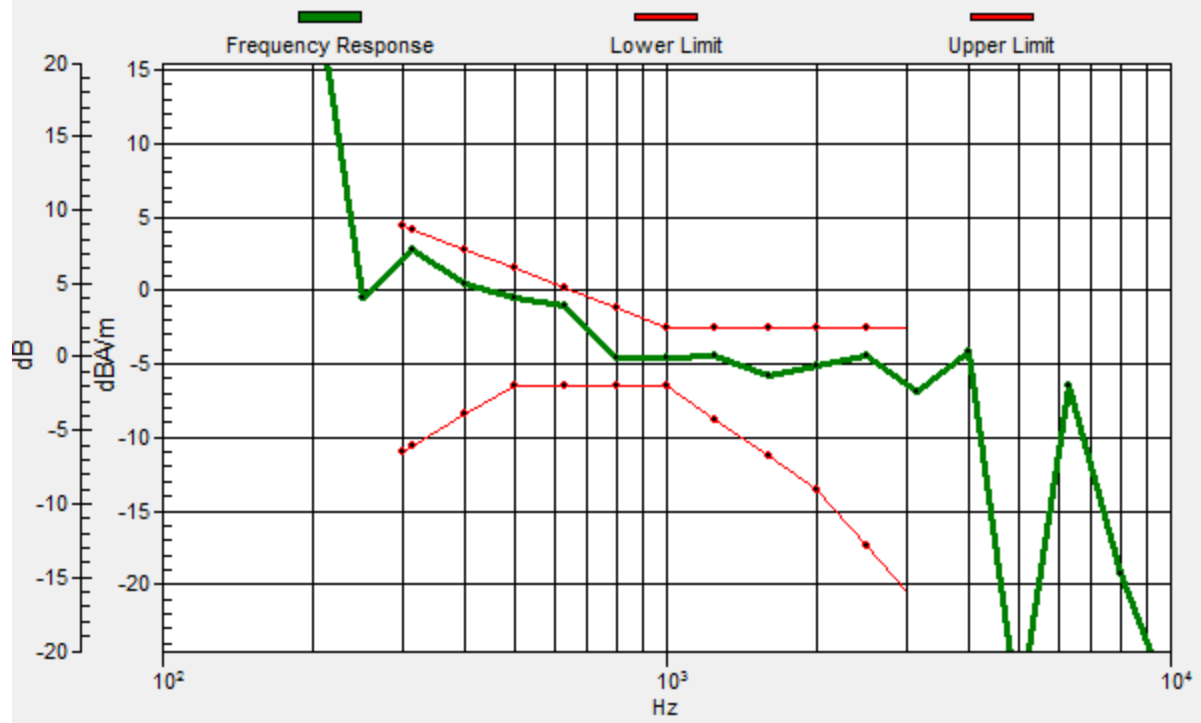
Location: 4.2, 4.2, 3.7 mm



0 dB = 1.000 A/m = 0.00 dBA/m

General Scans/z (axial) wideband at best S/N/ABM Freq Resp(x,y,z,f)

Loc: 4.2, 4.2, 3.7 mm Diff: 1.19dB



20_HAC_T-Coil_LTE Band 66_20M_QPSK_1RB_99Offset_AMR4.75Kbps_Ch132322(Y)

Communication System: UID 0, FDD_LTE (0); Frequency: 1745 MHz

Medium: Air Medium parameters used: $\sigma = 0$ S/m, $\epsilon_r = 1$; $\rho = 0$ kg/m³

Ambient Temperature : 23.2 °C

DASY5 Configuration:

- Probe: AM1DV3 - 3093; ; Calibrated: 2017.5.19
- Sensor-Surface: 0mm (Fix Surface)
- Electronics: DAE4 Sn1279; Calibrated: 2018.1.3
- Phantom: HAC Test Arch with AMCC; Type: SD HAC P01 BA;
- Measurement SW: DASY52, Version 52.8 (8); SEMCAD X Version 14.6.10 (7331)

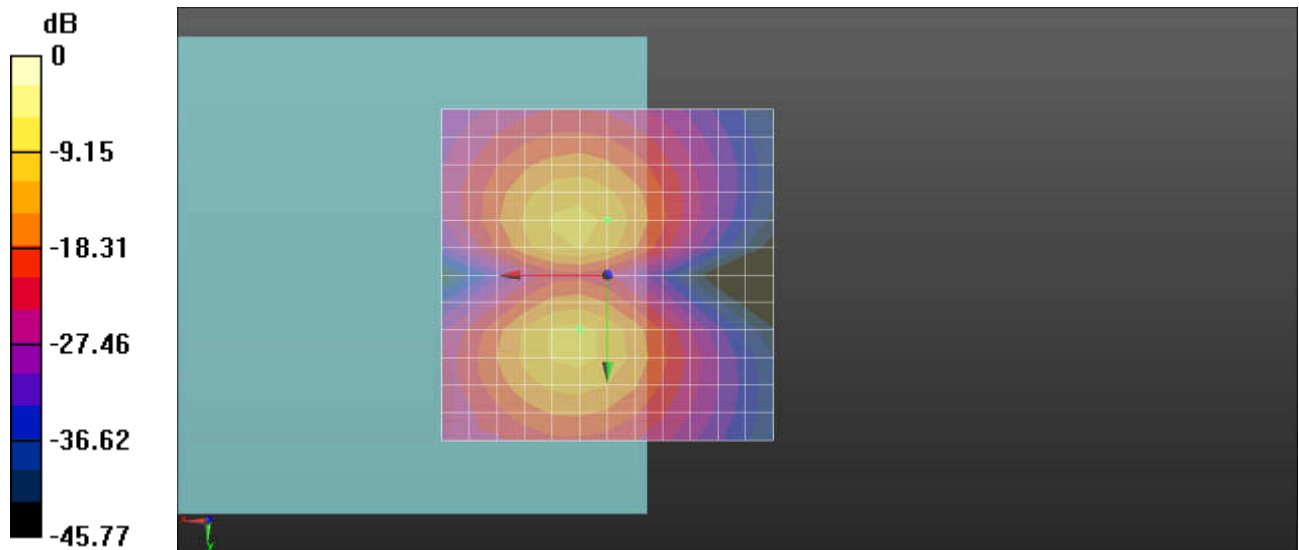
General Scans/y (transversal) 4.2mm 50 x 50/ABM SNR(x,y,z) (13x13x1): Measurement

grid: dx=10mm, dy=10mm

ABM1/ABM2 = 33.25 dB

ABM1 comp = -12.64 dBA/m

Location: 0, -8.3, 3.7 mm



0 dB = 1.000 A/m = 0.00 dBA/m

21_HAC_T-Coil_LTE Band 38_20M_QPSK_1RB_99Offset_AMR4.75Kbps_Ch38000(Z)

Communication System: UID 0, TDD_LTE (0); Frequency: 2595 MHz

Medium: Air Medium parameters used: $\sigma = 0$ S/m, $\epsilon_r = 1$; $\rho = 0$ kg/m³

Ambient Temperature : 23.2 °C

DASY5 Configuration:

- Probe: AM1DV3 - 3093; ; Calibrated: 2017.5.19
- Sensor-Surface: 0mm (Fix Surface)
- Electronics: DAE4 Sn1279; Calibrated: 2018.1.3
- Phantom: HAC Test Arch with AMCC; Type: SD HAC P01 BA;
- Measurement SW: DASY52, Version 52.8 (8); SEMCAD X Version 14.6.10 (7331)

General Scans/z (axial) 4.2mm 50 x 50/ABM SNR(x,y,z) (13x13x1): Measurement grid:


dx=10mm, dy=10mm

ABM1/ABM2 = 26.37 dB

ABM1 comp = -5.50 dBA/m

BWC Factor = 0.16 dB

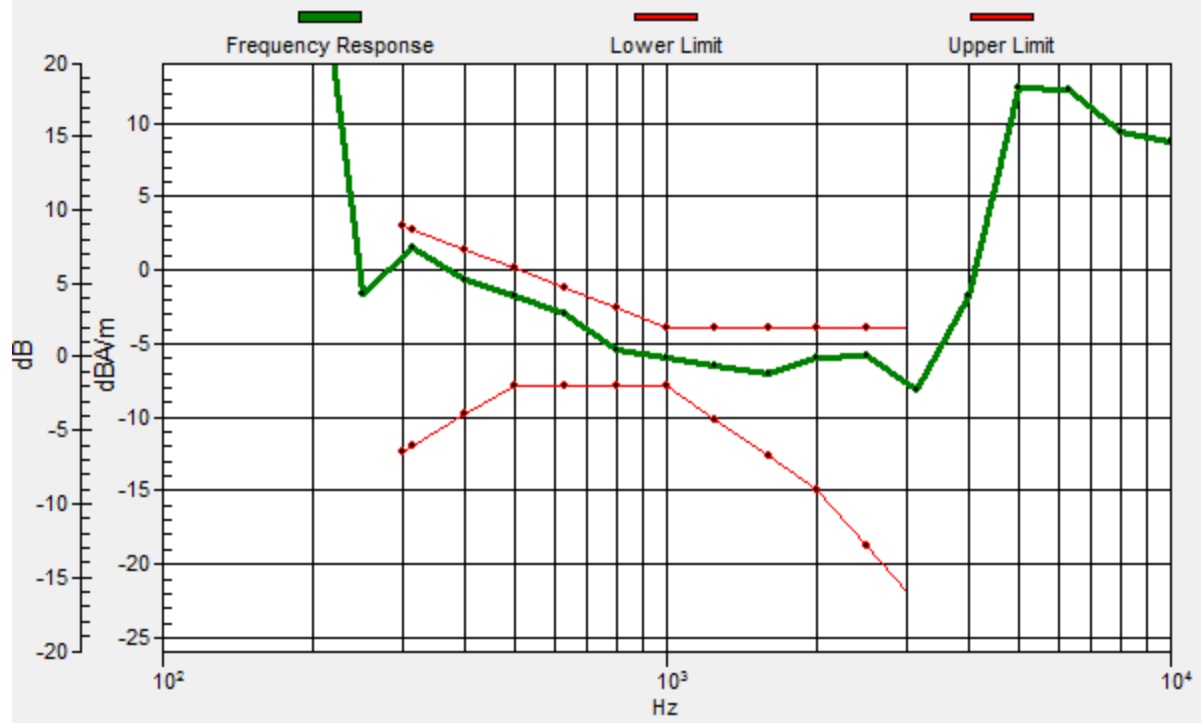
Location: 0, 0, 3.7 mm



0 dB = 1.000 A/m = 0.00 dBA/m

General Scans/z (axial) wideband at best S/N/ABM Freq Resp(x,y,z,f)

Loc: 0, 0, 3.7 mm Diff: 1.2dB



21_HAC_T-Coil_LTE Band 38_20M_QPSK_1RB_99Offset_AMR4.75Kbps_Ch38000(Y)

Communication System: UID 0, TDD_LTE (0); Frequency: 2595 MHz

Medium: Air Medium parameters used: $\sigma = 0$ S/m, $\epsilon_r = 1$; $\rho = 0$ kg/m³

Ambient Temperature : 23.2 °C

DASY5 Configuration:

- Probe: AM1DV3 - 3093; ; Calibrated: 2017.5.19
- Sensor-Surface: 0mm (Fix Surface)
- Electronics: DAE4 Sn1279; Calibrated: 2018.1.3
- Phantom: HAC Test Arch with AMCC; Type: SD HAC P01 BA;
- Measurement SW: DASY52, Version 52.8 (8); SEMCAD X Version 14.6.10 (7331)

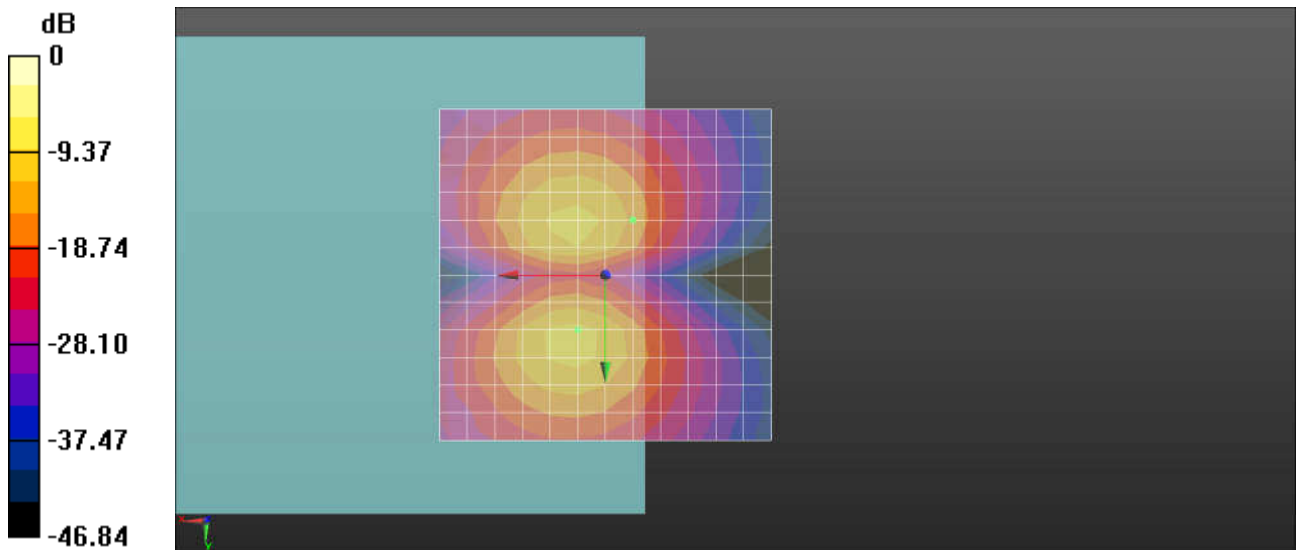
General Scans/y (transversal) 4.2mm 50 x 50/ABM SNR(x,y,z) (13x13x1): Measurement

grid: dx=10mm, dy=10mm

ABM1/ABM2 = 30.10 dB

ABM1 comp = -16.11 dBA/m

Location: -4.2, -8.3, 3.7 mm



0 dB = 1.000 A/m = 0.00 dBA/m

22_HAC_T-Coil_LTE Band 41_20M_QPSK_1RB_0Offset_AMR4.75Kbps_Ch40620(Z)

Communication System: UID 0, TDD_LTE (0); Frequency: 2593 MHz

Medium: Air Medium parameters used: $\sigma = 0$ S/m, $\epsilon_r = 1$; $\rho = 0$ kg/m³

Ambient Temperature : 23.5 °C

DASY5 Configuration:

- Probe: AM1DV3 - 3093; ; Calibrated: 2017.5.19
- Sensor-Surface: 0mm (Fix Surface)
- Electronics: DAE4 Sn1279; Calibrated: 2018.1.3
- Phantom: HAC Test Arch with AMCC; Type: SD HAC P01 BA;
- Measurement SW: DASY52, Version 52.8 (8); SEMCAD X Version 14.6.10 (7331)

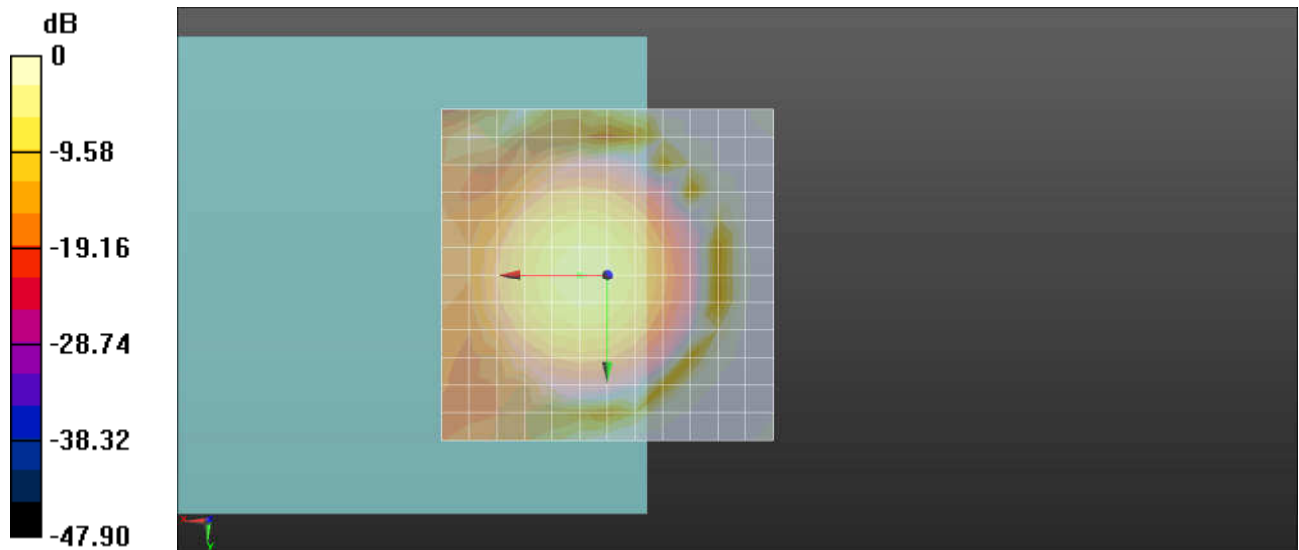
General Scans/z (axial) 4.2mm 50 x 50/ABM SNR(x,y,z) (13x13x1): Measurement grid:

dx=10mm, dy=10mm

ABM1/ABM2 = 27.58 dB

ABM1 comp = -5.04 dBA/m

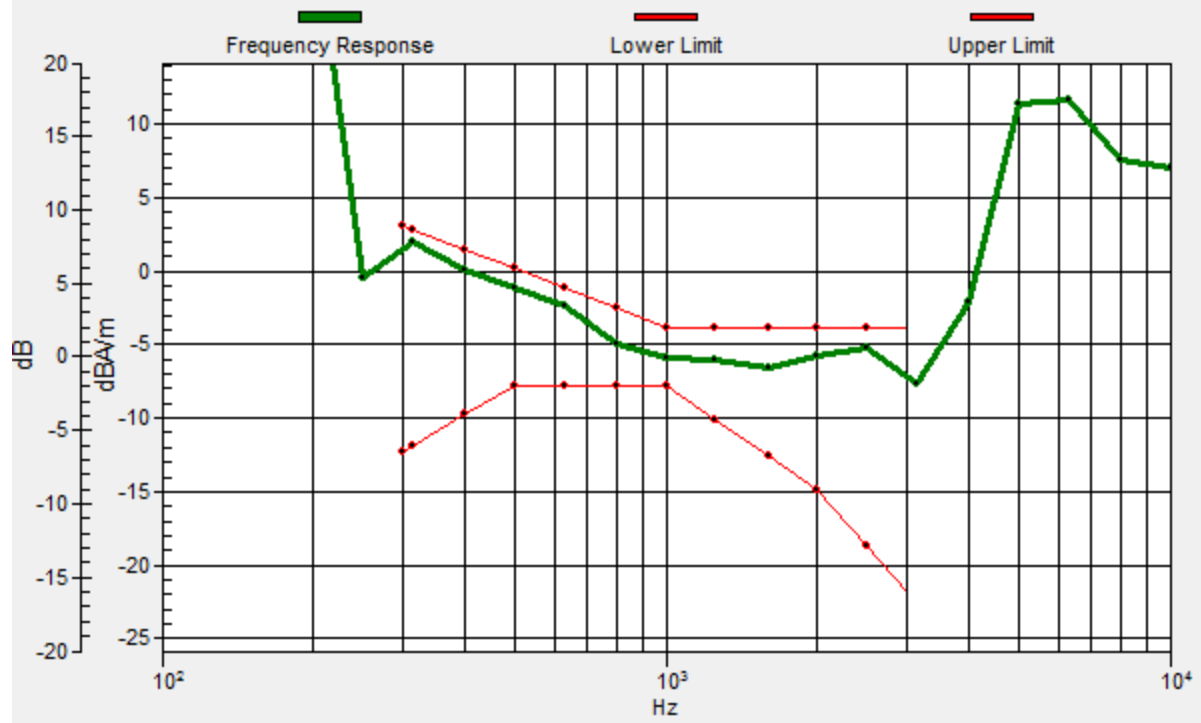
Location: 0, 0, 3.7 mm



0 dB = 1.000 A/m = 0.00 dBA/m

General Scans/z (axial) wideband at best S/N/ABM Freq Resp(x,y,z,f)

Loc: 0, 0, 3.7 mm Diff: 0.83dB



22_HAC_T-Coil_LTE Band 41_20M_QPSK_1RB_0Offset_AMR4.75Kbps_Ch40620(Y)

Communication System: UID 0, TDD_LTE (0); Frequency: 2593 MHz

Medium: Air Medium parameters used: $\sigma = 0$ S/m, $\epsilon_r = 1$; $\rho = 0$ kg/m³

Ambient Temperature : 23.5 °C

DASY5 Configuration:

- Probe: AM1DV3 - 3093; ; Calibrated: 2017.5.19
- Sensor-Surface: 0mm (Fix Surface)
- Electronics: DAE4 Sn1279; Calibrated: 2018.1.3
- Phantom: HAC Test Arch with AMCC; Type: SD HAC P01 BA;
- Measurement SW: DASY52, Version 52.8 (8); SEMCAD X Version 14.6.10 (7331)

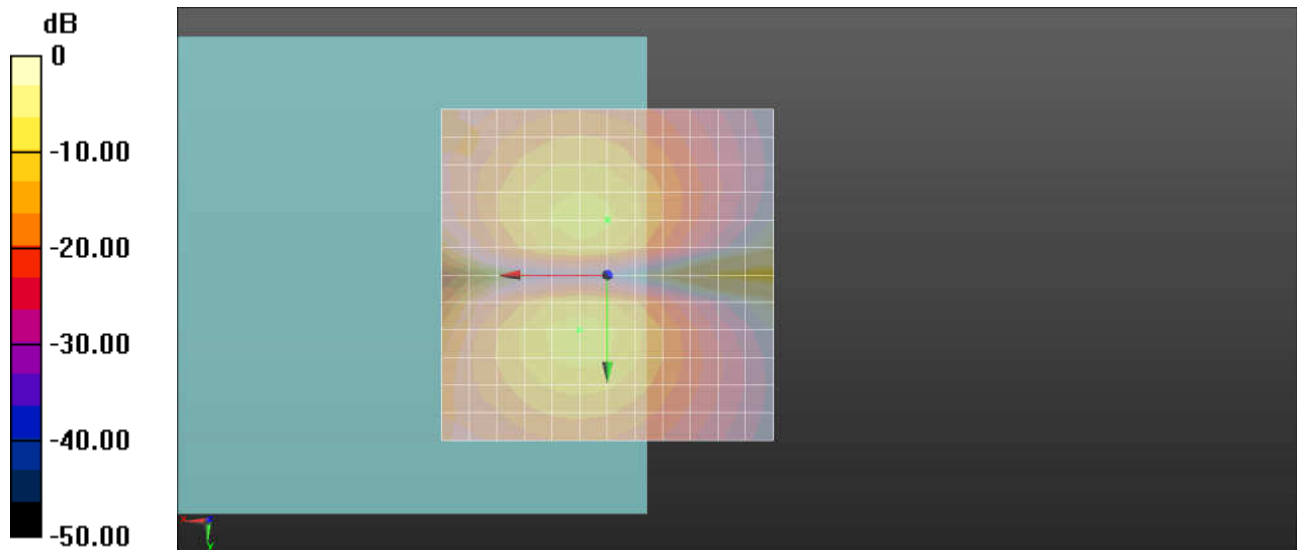
General Scans/y (transversal) 4.2mm 50 x 50/ABM SNR(x,y,z) (13x13x1): Measurement

grid: dx=10mm, dy=10mm

ABM1/ABM2 = 36.16 dB

ABM1 comp = -12.51 dBA/m

Location: 0, -8.3, 3.7 mm



0 dB = 1.000 A/m = 0.00 dBA/m

#23_HAC_T-Coil_WLAN2.4GHz_802.11b 1Mbps_Ch6_Axial (Z)

Communication System: 802.11b ; Frequency: 2437 MHz

Medium: Air Medium parameters used: $\sigma = 0$ S/m, $\epsilon_r = 1$; $\rho = 0$ kg/m³

Ambient Temperature : 23.2 °C

DASY5 Configuration

- Probe: AM1DV3 - 3130; ; Calibrated: 2017/11/21
- Sensor-Surface: 0mm (Fix Surface)
- Electronics: DAE4 Sn854; Calibrated: 2017/5/2
- Phantom: HAC Test Arch with AMCC; Type: SD HAC P01 BA;
- Measurement SW: DASY52, Version 52.8 (8); SEMCAD X Version 14.6.10 (7373)


General Scans/z (axial) 4.2mm 50 x 50/ABM Interpolated SNR(x,y,z) (121x121x1):

Interpolatedgrid: dx=1.000 mm, dy=1.000 mm

ABM1/ABM2 = 30.28 dB

ABM1 comp = -9.32 dBA/m

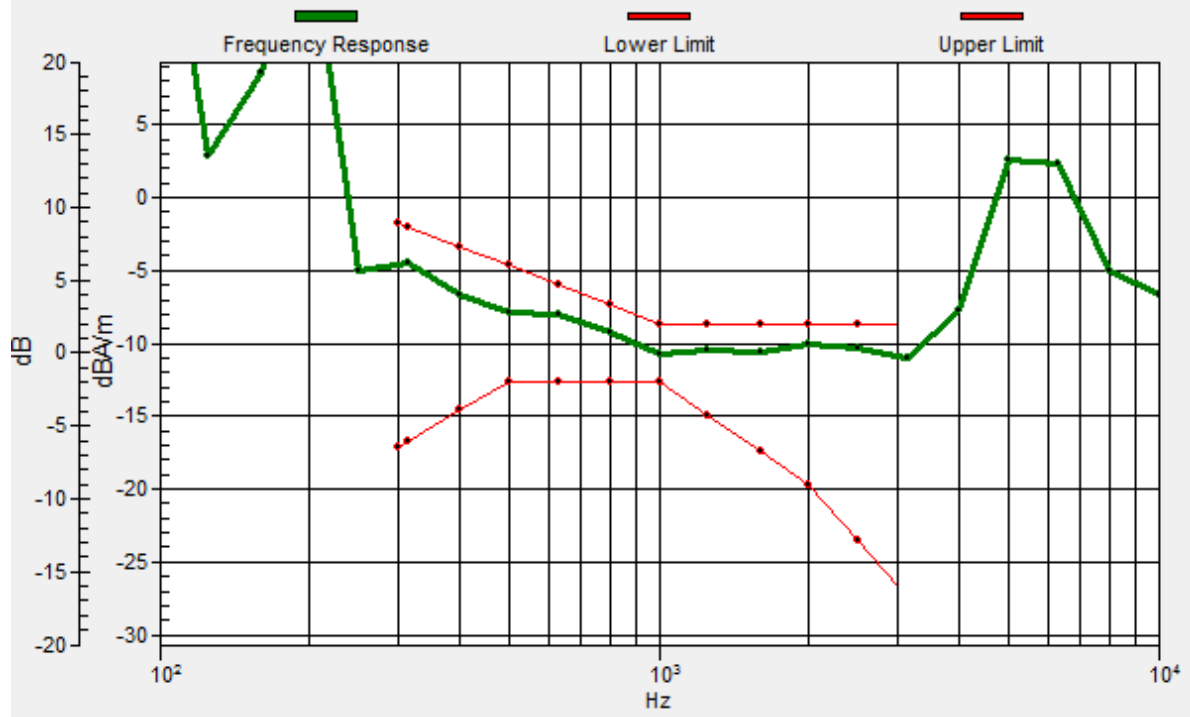
Location: 4, 0, 3.7 mm



0 dB = 32.67 = 30.28 dB

General Scans/z (axial) wideband at best S/N/ABM Freq Resp(x,y,z,f)

Loc: 5, -5, 3.7 mm Diff: 1.45dB



#23_HAC_T-Coil_WLAN2.4GHz_802.11b 1Mbps_Ch6_Transversal (Y)

Communication System: 802.11b ; Frequency: 2437 MHz

Medium: Air Medium parameters used: $\sigma = 0$ S/m, $\epsilon_r = 1$; $\rho = 0$ kg/m³

Ambient Temperature : 23.2 °C

DASY5 Configuration

- Probe: AM1DV3 - 3130; ; Calibrated: 2017/11/21
- Sensor-Surface: 0mm (Fix Surface)
- Electronics: DAE4 Sn854; Calibrated: 2017/5/2
- Phantom: HAC Test Arch with AMCC; Type: SD HAC P01 BA;
- Measurement SW: DASY52, Version 52.8 (8); SEMCAD X Version 14.6.10 (7373)


General Scans/y (transversal) 4.2mm 50 x 50/ABM Interpolated SNR(x,y,z) (121x121x1):

Interpolated grid: dx=1.000 mm, dy=1.000 mm

ABM1/ABM2 = 27.93 dB

ABM1 comp = -16.62 dBA/m

Location: -3, -11, 3.7 mm



0 dB = 24.91 = 27.93 dB

#24_HAC_T-Coil_WLAN5GHz_802.11a 6Mbps_Ch40_Axial (Z)

Communication System: 802.11a ; Frequency: 5200 MHz

Medium: Air Medium parameters used: $\sigma = 0$ S/m, $\epsilon_r = 1$; $\rho = 0$ kg/m³

Ambient Temperature : 23.2 °C

DASY5 Configuration

- Probe: AM1DV3 - 3130; ; Calibrated: 2017/11/21
- Sensor-Surface: 0mm (Fix Surface)
- Electronics: DAE4 Sn854; Calibrated: 2017/5/2
- Phantom: HAC Test Arch with AMCC; Type: SD HAC P01 BA;
- Measurement SW: DASY52, Version 52.8 (8); SEMCAD X Version 14.6.10 (7373)


General Scans/z (axial) 4.2mm 50 x 50/ABM Interpolated SNR(x,y,z) (121x121x1):

Interpolatedgrid: dx=1.000 mm, dy=1.000 mm

ABM1/ABM2 = 30.94 dB

ABM1 comp = -8.26 dBA/m

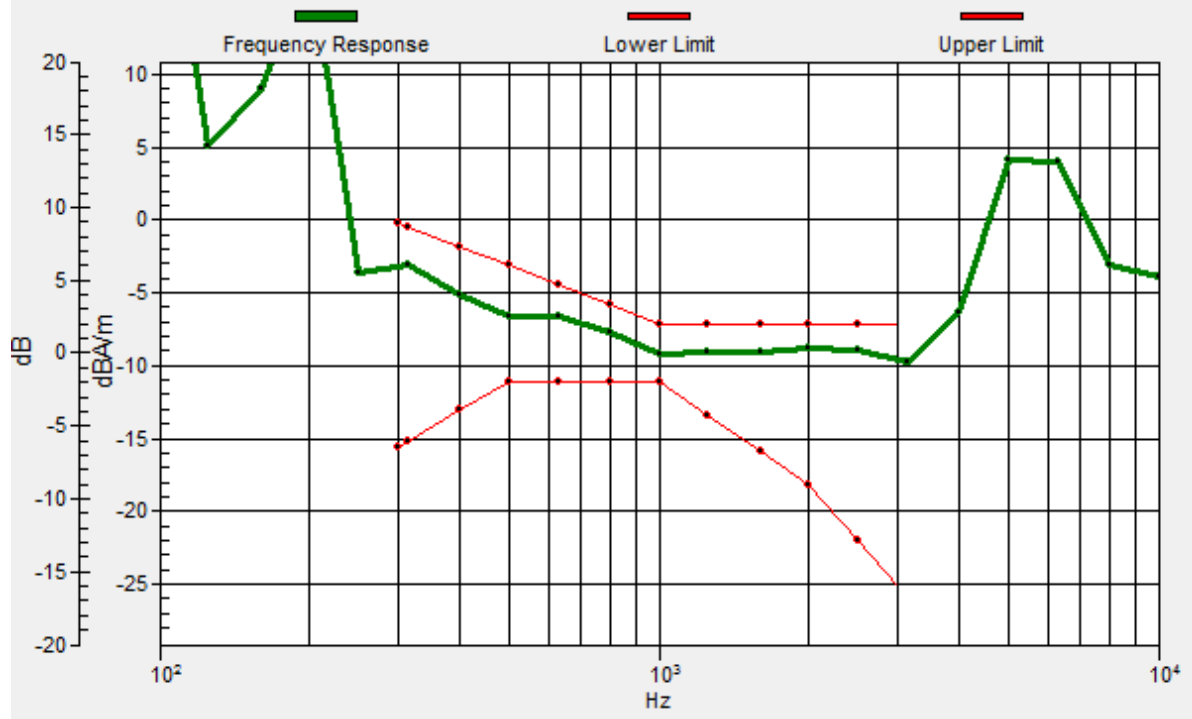
Location: 4, 1, 3.7 mm



0 dB = 35.23 = 30.94 dB

General Scans/z (axial) wideband at best S/N/ABM Freq Resp(x,y,z,f)

Loc: 5, 5, 3.7 mm Diff: 1.68dB



#24_HAC_T-Coil_WLAN5GHz_802.11a 6Mbps_Ch40_Transversal (Y)

Communication System: 802.11a ; Frequency: 5200 MHz

Medium: Air Medium parameters used: $\sigma = 0$ S/m, $\epsilon_r = 1$; $\rho = 0$ kg/m³

Ambient Temperature : 23.2 °C

DASY5 Configuration

- Probe: AM1DV3 - 3130; ; Calibrated: 2017/11/21
- Sensor-Surface: 0mm (Fix Surface)
- Electronics: DAE4 Sn854; Calibrated: 2017/5/2
- Phantom: HAC Test Arch with AMCC; Type: SD HAC P01 BA;
- Measurement SW: DASY52, Version 52.8 (8); SEMCAD X Version 14.6.10 (7373)


General Scans/y (transversal) 4.2mm 50 x 50/ABM Interpolated SNR(x,y,z) (121x121x1):

Interpolated grid: dx=1.000 mm, dy=1.000 mm

ABM1/ABM2 = 26.29 dB

ABM1 comp = -16.81 dBA/m

Location: -3, -10.3, 3.7 mm



0 dB = 20.64 = 26.29 dB

#25_HAC_T-Coil_WLAN5GHz_802.11a 6Mbps_Ch60_Axial (Z)

Communication System: 802.11a ; Frequency: 5300 MHz

Medium: Air Medium parameters used: $\sigma = 0$ S/m, $\epsilon_r = 1$; $\rho = 0$ kg/m³

Ambient Temperature : 23.2 °C

DASY5 Configuration

- Probe: AM1DV3 - 3130; ; Calibrated: 2017/11/21
- Sensor-Surface: 0mm (Fix Surface)
- Electronics: DAE4 Sn854; Calibrated: 2017/5/2
- Phantom: HAC Test Arch with AMCC; Type: SD HAC P01 BA;
- Measurement SW: DASY52, Version 52.8 (8); SEMCAD X Version 14.6.10 (7373)


General Scans/z (axial) 4.2mm 50 x 50/ABM Interpolated SNR(x,y,z) (121x121x1):

Interpolated grid: dx=1.000 mm, dy=1.000 mm

ABM1/ABM2 = 30.22 dB

ABM1 comp = -8.34 dBA/m

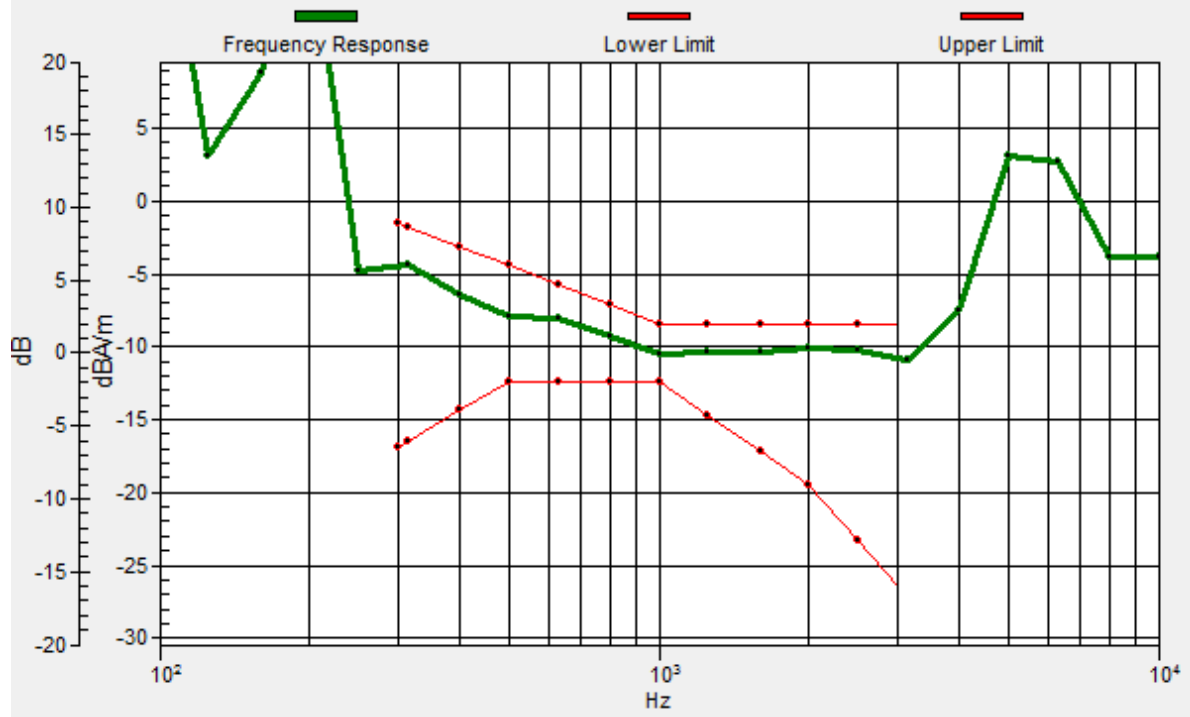
Location: 4, 0, 3.7 mm



0 dB = 32.45 = 30.22 dB

General Scans/z (axial) wideband at best S/N/ABM Freq Resp(x,y,z,f)

Loc: 5, -5, 3.7 mm Diff: 1.62dB



#25_HAC_T-Coil_WLAN5GHz_802.11a 6Mbps_Ch60_Transversal (Y)

Communication System: 802.11a ; Frequency: 5300 MHz

Medium: Air Medium parameters used: $\sigma = 0$ S/m, $\epsilon_r = 1$; $\rho = 0$ kg/m³

Ambient Temperature : 23.2 °C

DASY5 Configuration

- Probe: AM1DV3 - 3130; ; Calibrated: 2017/11/21
- Sensor-Surface: 0mm (Fix Surface)
- Electronics: DAE4 Sn854; Calibrated: 2017/5/2
- Phantom: HAC Test Arch with AMCC; Type: SD HAC P01 BA;
- Measurement SW: DASY52, Version 52.8 (8); SEMCAD X Version 14.6.10 (7373)


General Scans/y (transversal) 4.2mm 50 x 50/ABM Interpolated SNR(x,y,z) (121x121x1):

Interpolated grid: dx=1.000 mm, dy=1.000 mm

ABM1/ABM2 = 26.27 dB

ABM1 comp = -16.62 dBA/m

Location: -3, -10.3, 3.7 mm



0 dB = 20.58 = 26.27 dB

#26_HAC_T-Coil_WLAN5GHz_802.11a 6Mbps_Ch124_Axial (Z)

Communication System: 802.11a ; Frequency: 5620 MHz

Medium: Air Medium parameters used: $\sigma = 0$ S/m, $\epsilon_r = 1$; $\rho = 0$ kg/m³

Ambient Temperature : 23.2 °C

DASY5 Configuration

- Probe: AM1DV3 - 3130; ; Calibrated: 2017/11/21
- Sensor-Surface: 0mm (Fix Surface)
- Electronics: DAE4 Sn854; Calibrated: 2017/5/2
- Phantom: HAC Test Arch with AMCC; Type: SD HAC P01 BA;
- Measurement SW: DASY52, Version 52.8 (8); SEMCAD X Version 14.6.10 (7373)


General Scans/z (axial) 4.2mm 50 x 50/ABM Interpolated SNR(x,y,z) (121x121x1):

Interpolated grid: dx=1.000 mm, dy=1.000 mm

ABM1/ABM2 = 30.55 dB

ABM1 comp = -8.36 dBA/m

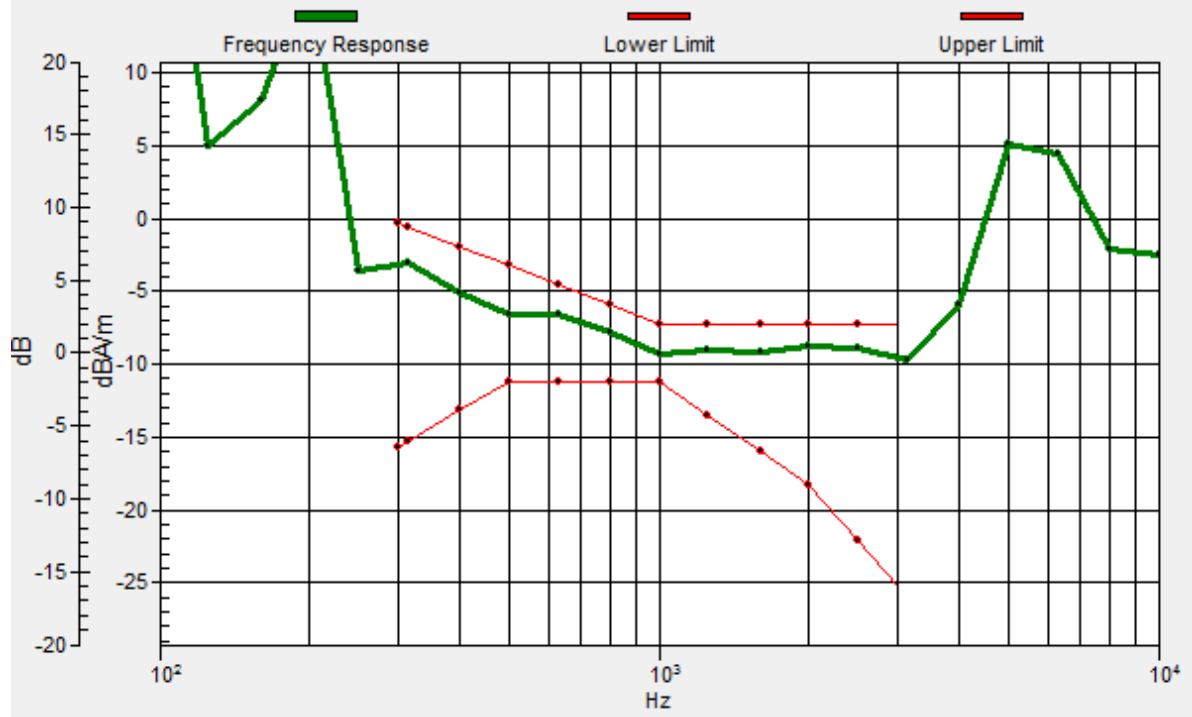
Location: 3, 3, 3.7 mm



0 dB = 33.67 = 30.55 dB

General Scans/z (axial) wideband at best S/N/ABM Freq Resp(x,y,z,f)

Loc: 5, 5, 3.7 mm Diff: 1.48dB



#26_HAC_T-Coil_WLAN5GHz_802.11a 6Mbps_Ch124_Transversal (Y)

Communication System: 802.11a ; Frequency: 5620 MHz

Medium: Air Medium parameters used: $\sigma = 0$ S/m, $\epsilon_r = 1$; $\rho = 0$ kg/m³

Ambient Temperature : 23.2 °C

DASY5 Configuration

- Probe: AM1DV3 - 3130; ; Calibrated: 2017/11/21
- Sensor-Surface: 0mm (Fix Surface)
- Electronics: DAE4 Sn854; Calibrated: 2017/5/2
- Phantom: HAC Test Arch with AMCC; Type: SD HAC P01 BA;
- Measurement SW: DASY52, Version 52.8 (8); SEMCAD X Version 14.6.10 (7373)


General Scans/y (transversal) 4.2mm 50 x 50/ABM Interpolated SNR(x,y,z) (121x121x1):

Interpolated grid: dx=1.000 mm, dy=1.000 mm

ABM1/ABM2 = 26.36 dB

ABM1 comp = -16.86 dBA/m

Location: -3.7, -10.3, 3.7 mm



0 dB = 20.79 = 26.36 dB

#27_HAC_T-Coil_WLAN5GHz_802.11a 6Mbps_Ch157_Axial (Z)

Communication System: 802.11a ; Frequency: 5785 MHz

Medium: Air Medium parameters used: $\sigma = 0$ S/m, $\epsilon_r = 1$; $\rho = 0$ kg/m³

Ambient Temperature : 23.2 °C

DASY5 Configuration

- Probe: AM1DV3 - 3130; ; Calibrated: 2017/11/21
- Sensor-Surface: 0mm (Fix Surface)
- Electronics: DAE4 Sn854; Calibrated: 2017/5/2
- Phantom: HAC Test Arch with AMCC; Type: SD HAC P01 BA;
- Measurement SW: DASY52, Version 52.8 (8); SEMCAD X Version 14.6.10 (7373)


General Scans/z (axial) 4.2mm 50 x 50/ABM Interpolated SNR(x,y,z) (121x121x1):

Interpolatedgrid: dx=1.000 mm, dy=1.000 mm

ABM1/ABM2 = 30.23 dB

ABM1 comp = -8.27 dBA/m

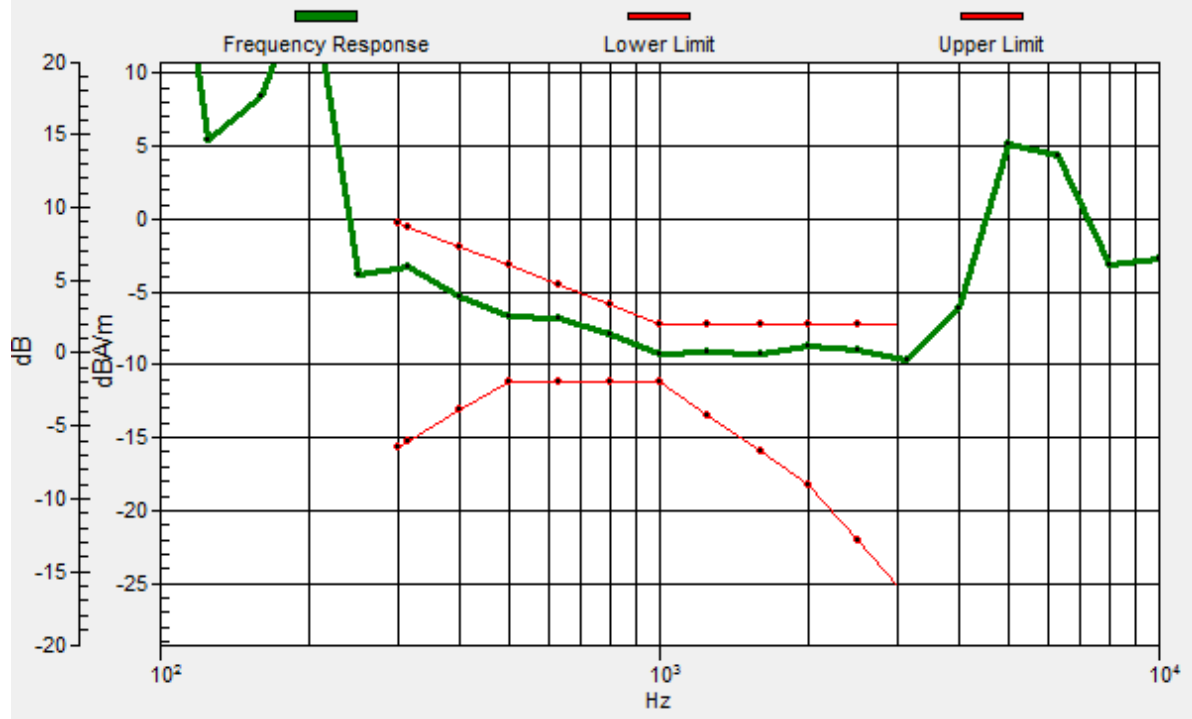
Location: 4, 1, 3.7 mm



0 dB = 32.47 = 30.23 dB

General Scans/z (axial) wideband at best S/N/ABM Freq Resp(x,y,z,f)

Loc: 5, 5, 3.7 mm Diff: 1.55dB



#27_HAC_T-Coil_WLAN5GHz_802.11a 6Mbps_Ch157_Transversal (Y)

Communication System: 802.11a ; Frequency: 5785 MHz

Medium: Air Medium parameters used: $\sigma = 0$ S/m, $\epsilon_r = 1$; $\rho = 0$ kg/m³

Ambient Temperature : 23.2 °C

DASY5 Configuration

- Probe: AM1DV3 - 3130; ; Calibrated: 2017/11/21
- Sensor-Surface: 0mm (Fix Surface)
- Electronics: DAE4 Sn854; Calibrated: 2017/5/2
- Phantom: HAC Test Arch with AMCC; Type: SD HAC P01 BA;
- Measurement SW: DASY52, Version 52.8 (8); SEMCAD X Version 14.6.10 (7373)


General Scans/y (transversal) 4.2mm 50 x 50/ABM Interpolated SNR(x,y,z) (121x121x1):

Interpolated grid: dx=1.000 mm, dy=1.000 mm

ABM1/ABM2 = 24.11 dB

ABM1 comp = -14.94 dBA/m

Location: 1.2, -10.3, 3.7 mm



0 dB = 16.04 = 24.11 dB

#28_HAC_T-Coil_GSM850_EDGE (2 Tx slots)_Ch189_Axial (Z)

Communication System: GSM850 ; Frequency: 836.4 MHz

Medium: Air Medium parameters used: $\sigma = 0$ S/m, $\epsilon_r = 1$; $\rho = 0$ kg/m³

Ambient Temperature : 23.2 °C

DASY5 Configuration

- Probe: AM1DV3 - 3130; ; Calibrated: 2017/11/21
- Sensor-Surface: 0mm (Fix Surface)
- Electronics: DAE4 Sn854; Calibrated: 2017/5/2
- Phantom: HAC Test Arch with AMCC; Type: SD HAC P01 BA;
- Measurement SW: DASY52, Version 52.8 (8); SEMCAD X Version 14.6.10 (7373)


General Scans/z (axial) 4.2mm 50 x 50/ABM Interpolated SNR(x,y,z) (121x121x1):

Interpolated grid: dx=1.000 mm, dy=1.000 mm

ABM1/ABM2 = 43.19 dB

ABM1 comp = 10.48 dBA/m

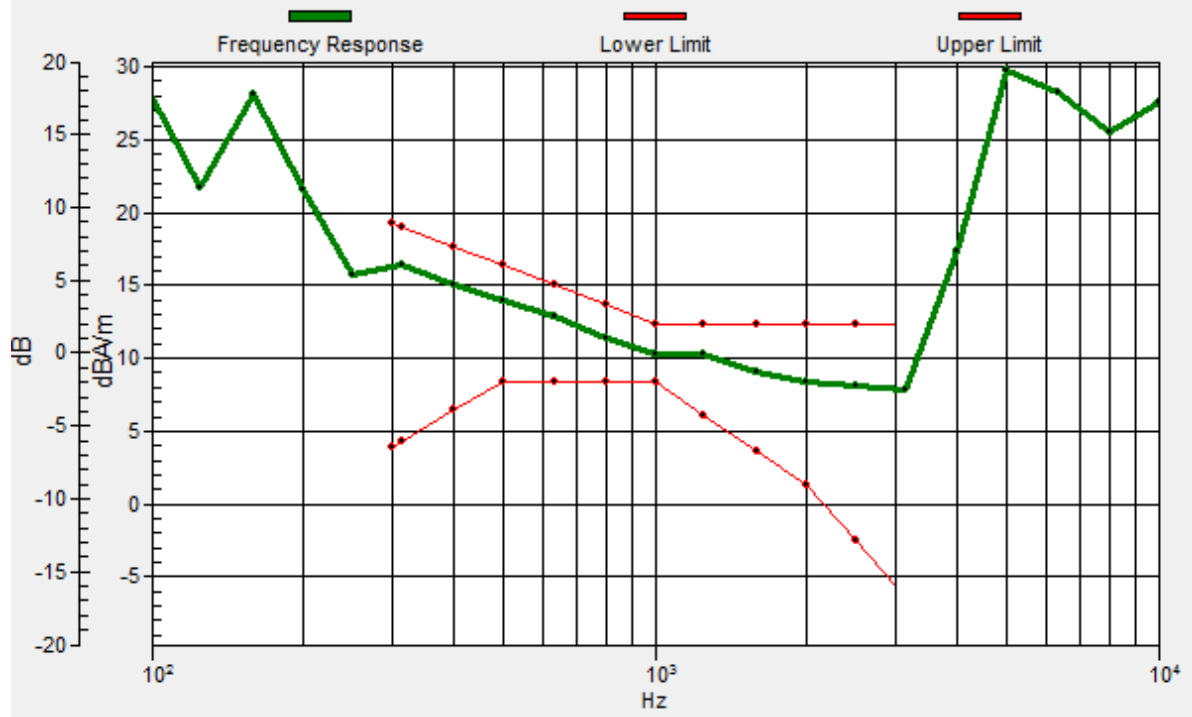
Location: 2, 2, 3.7 mm



0 dB = 144.4 = 43.19 dB

General Scans/z (axial) wideband at best S/N 2/ABM Freq Resp(x,y,z,f)

Loc: 2.4, 1.7, 3.7 mm Diff: 2dB



#28_HAC_T-Coil_GSM850_EDGE (2 Tx slots)_Ch189_Transversal (Y)

Communication System: GSM850 ; Frequency: 836.4 MHz

Medium: Air Medium parameters used: $\sigma = 0$ S/m, $\epsilon_r = 1$; $\rho = 0$ kg/m³

Ambient Temperature : 23.2 °C

DASY5 Configuration

- Probe: AM1DV3 - 3130; ; Calibrated: 2017/11/21
- Sensor-Surface: 0mm (Fix Surface)
- Electronics: DAE4 Sn854; Calibrated: 2017/5/2
- Phantom: HAC Test Arch with AMCC; Type: SD HAC P01 BA;
- Measurement SW: DASY52, Version 52.8 (8); SEMCAD X Version 14.6.10 (7373)


General Scans/y (transversal) 4.2mm 50 x 50/ABM Interpolated SNR(x,y,z) (121x121x1):

Interpolated grid: dx=1.000 mm, dy=1.000 mm

ABM1/ABM2 = 41.77 dB

ABM1 comp = 1.37 dBA/m

Location: -2, -6, 3.7 mm



0 dB = 122.6 = 41.77 dB

#29_HAC_T-Coil_GSM1900_EDGE (2 Tx slots)_Ch661_Axial (Z)

Communication System: PCS ; Frequency: 1880 MHz

Medium: Air Medium parameters used: $\sigma = 0$ S/m, $\epsilon_r = 1$; $\rho = 0$ kg/m³

Ambient Temperature : 23.2 °C

DASY5 Configuration

- Probe: AM1DV3 - 3130; ; Calibrated: 2017/11/21
- Sensor-Surface: 0mm (Fix Surface)
- Electronics: DAE4 Sn854; Calibrated: 2017/5/2
- Phantom: HAC Test Arch with AMCC; Type: SD HAC P01 BA;
- Measurement SW: DASY52, Version 52.8 (8); SEMCAD X Version 14.6.10 (7373)

General Scans/z (axial) 4.2mm 50 x 50/ABM Interpolated SNR(x,y,z) (121x121x1):

Interpolated grid: dx=1.000 mm, dy=1.000 mm

ABM1/ABM2 = 43.24 dB

ABM1 comp = 10.80 dBA/m

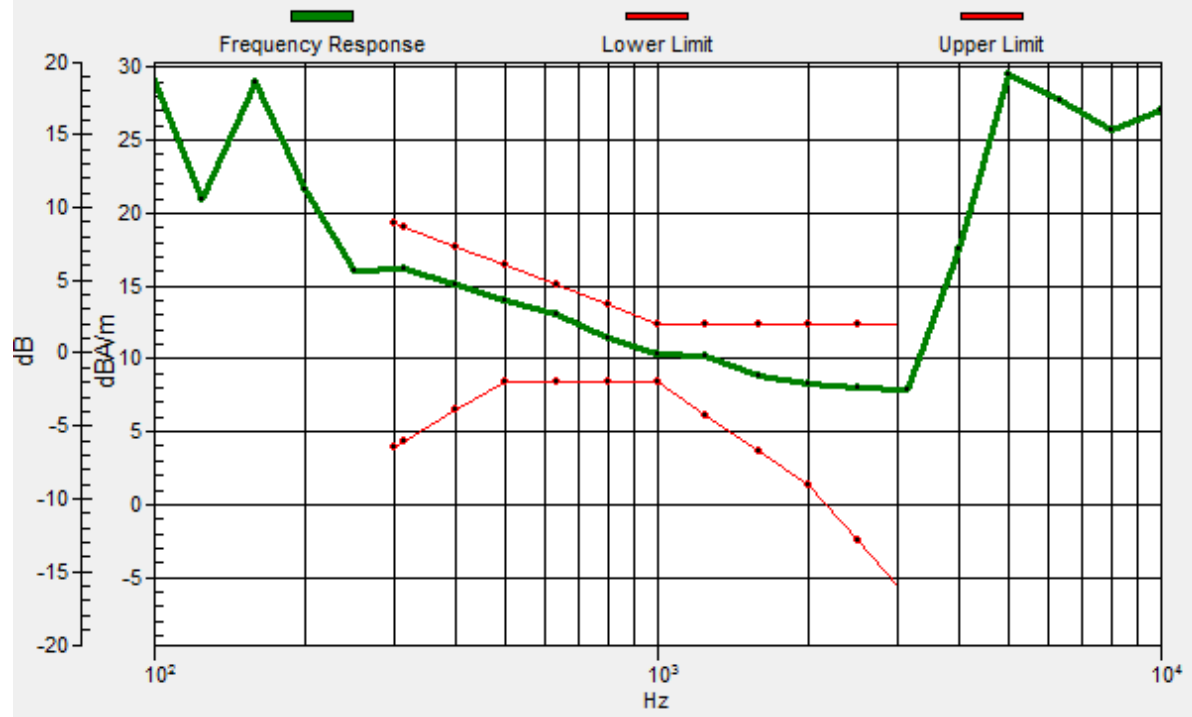
Location: 2, 2, 3.7 mm



0 dB = 145.2 = 43.24 dB

General Scans/z (axial) wideband at best S/N 2/ABM Freq Resp(x,y,z,f)

Loc: 2.4, 1.7, 3.7 mm Diff: 2dB



#29_HAC_T-Coil_GSM1900_EDGE (2 Tx slots)_Ch661_Transversal (Y)

Communication System: PCS ; Frequency: 1880 MHz

Medium: Air Medium parameters used: $\sigma = 0$ S/m, $\epsilon_r = 1$; $\rho = 0$ kg/m³

Ambient Temperature : 23.2 °C

DASY5 Configuration

- Probe: AM1DV3 - 3130; ; Calibrated: 2017/11/21

- Sensor-Surface: 0mm (Fix Surface)

- Electronics: DAE4 Sn854; Calibrated: 2017/5/2

- Phantom: HAC Test Arch with AMCC; Type: SD HAC P01 BA;

- Measurement SW: DASY52, Version 52.8 (8); SEMCAD X Version 14.6.10 (7373)


General Scans/y (transversal) 4.2mm 50 x 50/ABM Interpolated SNR(x,y,z) (121x121x1):

Interpolated grid: dx=1.000 mm, dy=1.000 mm

ABM1/ABM2 = 42.33 dB

ABM1 comp = 3.09 dBA/m

Location: 1, -5, 3.7 mm



0 dB = 130.8 = 42.33 dB

#30_HAC_T-Coil_WCDMA II_HSPA_75Kbps_Ch9400_Axial (Z)

Communication System: WCDMA ; Frequency: 1880 MHz

Medium: Air Medium parameters used: $\sigma = 0$ S/m, $\epsilon_r = 1$; $\rho = 0$ kg/m³

Ambient Temperature : 23.2 °C

DASY5 Configuration

- Probe: AM1DV3 - 3130; ; Calibrated: 2017/11/21
- Sensor-Surface: 0mm (Fix Surface)
- Electronics: DAE4 Sn854; Calibrated: 2017/5/2
- Phantom: HAC Test Arch with AMCC; Type: SD HAC P01 BA;
- Measurement SW: DASY52, Version 52.8 (8); SEMCAD X Version 14.6.10 (7373)


General Scans/z (axial) 4.2mm 50 x 50/ABM Interpolated SNR(x,y,z) (121x121x1):

Interpolated grid: dx=1.000 mm, dy=1.000 mm

ABM1/ABM2 = 43.57 dB

ABM1 comp = 10.37 dBA/m

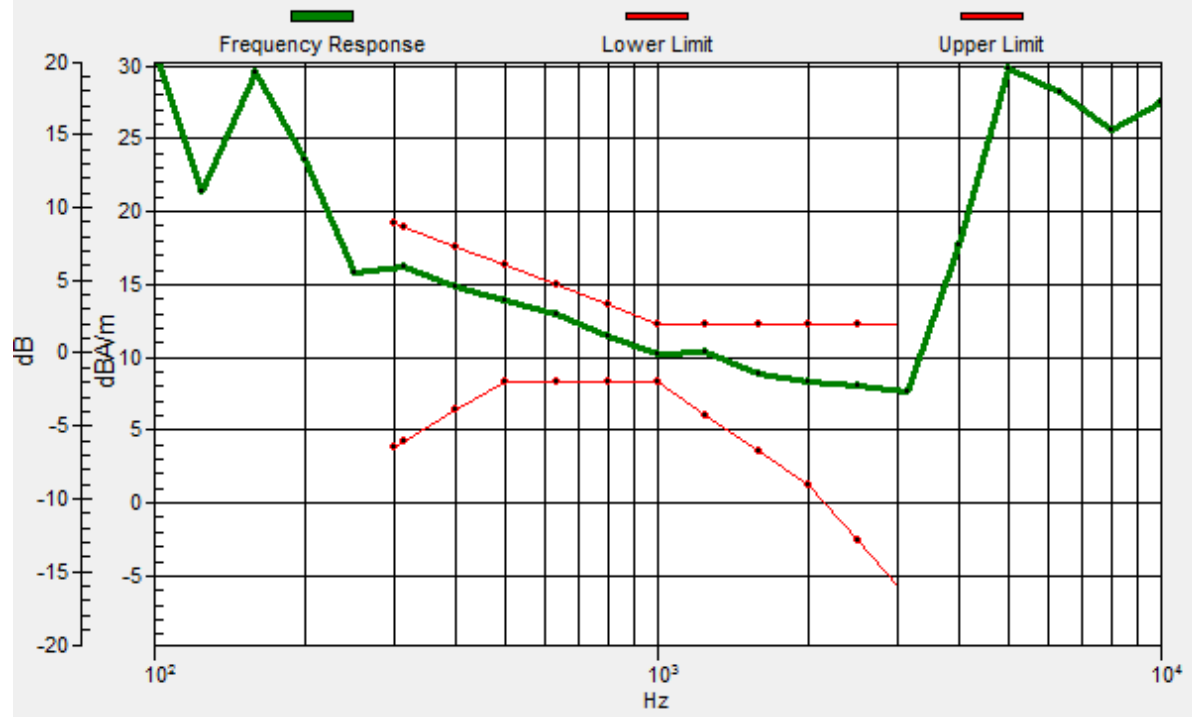
Location: 1, 2, 3.7 mm



0 dB = 150.8 = 43.57 dB

General Scans/z (axial) wideband at best S/N 2/ABM Freq Resp(x,y,z,f)

Loc: 0, 0, 3.7 mm Diff: 1.9dB



#30_HAC_T-Coil_WCDMA II_HSPA_Ch9400_Transversal (Y)

Communication System: WCDMA ; Frequency: 1880 MHz

Medium: Air Medium parameters used: $\sigma = 0$ S/m, $\epsilon_r = 1$; $\rho = 0$ kg/m³

Ambient Temperature : 23.2 °C

DASY5 Configuration

- Probe: AM1DV3 - 3130; ; Calibrated: 2017/11/21
- Sensor-Surface: 0mm (Fix Surface)
- Electronics: DAE4 Sn854; Calibrated: 2017/5/2
- Phantom: HAC Test Arch with AMCC; Type: SD HAC P01 BA;
- Measurement SW: DASY52, Version 52.8 (8); SEMCAD X Version 14.6.10 (7373)


General Scans/y (transversal) 4.2mm 50 x 50/ABM Interpolated SNR(x,y,z) (121x121x1):

Interpolated grid: dx=1.000 mm, dy=1.000 mm

ABM1/ABM2 = 42.52 dB

ABM1 comp = 1.06 dBA/m

Location: -3, -6, 3.7 mm



0 dB = 133.7 = 42.52 dB

#31_HAC_T-Coil_WCDMA IV_HSPA_Ch1413_Axial (Z)

Communication System: WCDMA ; Frequency: 1732.6 MHz

Medium: Air Medium parameters used: $\sigma = 0$ S/m, $\epsilon_r = 1$; $\rho = 0$ kg/m³

Ambient Temperature : 23.2 °C

DASY5 Configuration

- Probe: AM1DV3 - 3130; ; Calibrated: 2017/11/21
- Sensor-Surface: 0mm (Fix Surface)
- Electronics: DAE4 Sn854; Calibrated: 2017/5/2
- Phantom: HAC Test Arch with AMCC; Type: SD HAC P01 BA;
- Measurement SW: DASY52, Version 52.8 (8); SEMCAD X Version 14.6.10 (7373)


General Scans/z (axial) 4.2mm 50 x 50/ABM Interpolated SNR(x,y,z) (121x121x1):

Interpolated grid: dx=1.000 mm, dy=1.000 mm

ABM1/ABM2 = 44.15 dB

ABM1 comp = 11.74 dBA/m

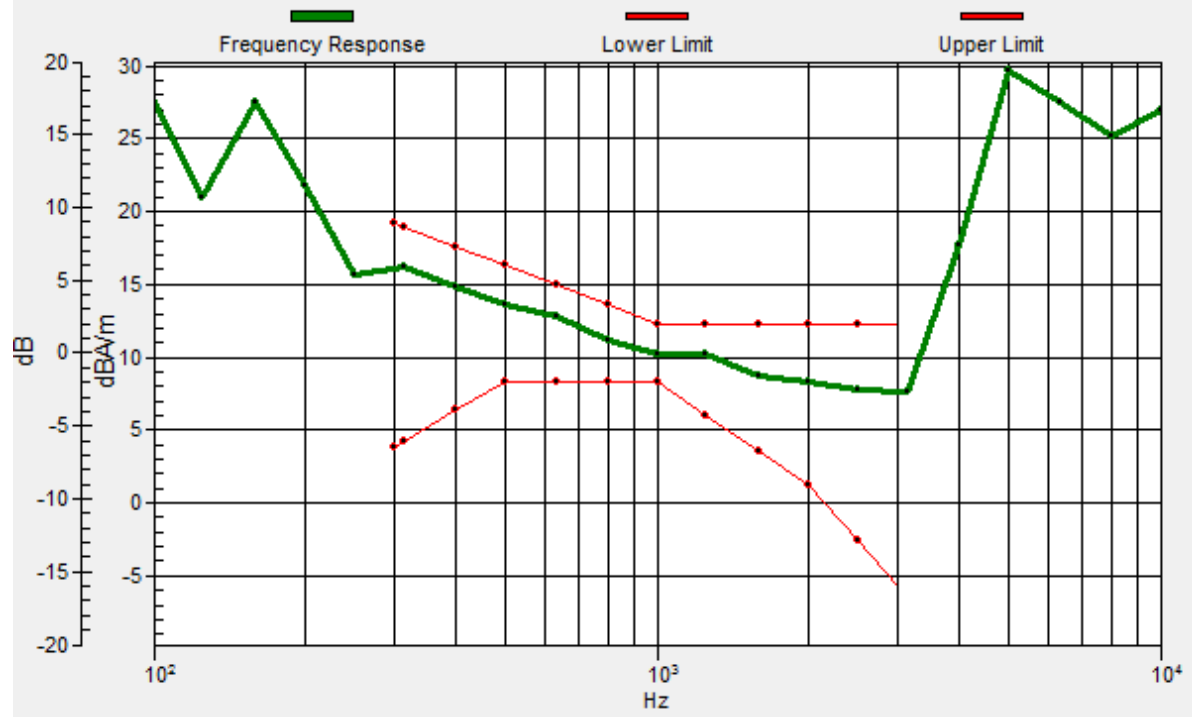
Location: 3, 2, 3.7 mm



0 dB = 161.2 = 44.15 dB

General Scans/z (axial) wideband at best S/N 2/ABM Freq Resp(x,y,z,f)

Loc: 3.2, 2.3, 4.4 mm Diff: 2dB



#31_HAC_T-Coil_WCDMA IV_HSPA_Ch1413_Transversal (Y)

Communication System: WCDMA ; Frequency: 1732.6 MHz

Medium: Air Medium parameters used: $\sigma = 0$ S/m, $\epsilon_r = 1$; $\rho = 0$ kg/m³

Ambient Temperature : 23.2 °C

DASY5 Configuration

- Probe: AM1DV3 - 3130; ; Calibrated: 2017/11/21
- Sensor-Surface: 0mm (Fix Surface)
- Electronics: DAE4 Sn854; Calibrated: 2017/5/2
- Phantom: HAC Test Arch with AMCC; Type: SD HAC P01 BA;
- Measurement SW: DASY52, Version 52.8 (8); SEMCAD X Version 14.6.10 (7373)


General Scans/y (transversal) 4.2mm 50 x 50/ABM Interpolated SNR(x,y,z) (121x121x1):

Interpolated grid: dx=1.000 mm, dy=1.000 mm

ABM1/ABM2 = 43.14 dB

ABM1 comp = 1.50 dBA/m

Location: -3, -5, 3.7 mm



0 dB = 143.6 = 43.14 dB

#32_HAC_T-Coil_WCDMA V_HSPA_Ch4182_Axial (Z)

Communication System: WCDMA ; Frequency: 836.4 MHz

Medium: Air Medium parameters used: $\sigma = 0$ S/m, $\epsilon_r = 1$; $\rho = 0$ kg/m³

Ambient Temperature : 23.2 °C

DASY5 Configuration

- Probe: AM1DV3 - 3130; ; Calibrated: 2017/11/21
- Sensor-Surface: 0mm (Fix Surface)
- Electronics: DAE4 Sn854; Calibrated: 2017/5/2
- Phantom: HAC Test Arch with AMCC; Type: SD HAC P01 BA;
- Measurement SW: DASY52, Version 52.8 (8); SEMCAD X Version 14.6.10 (7373)


General Scans/z (axial) 4.2mm 50 x 50/ABM Interpolated SNR(x,y,z) (121x121x1):

Interpolated grid: dx=1.000 mm, dy=1.000 mm

ABM1/ABM2 = 43.53 dB

ABM1 comp = 10.46 dBA/m

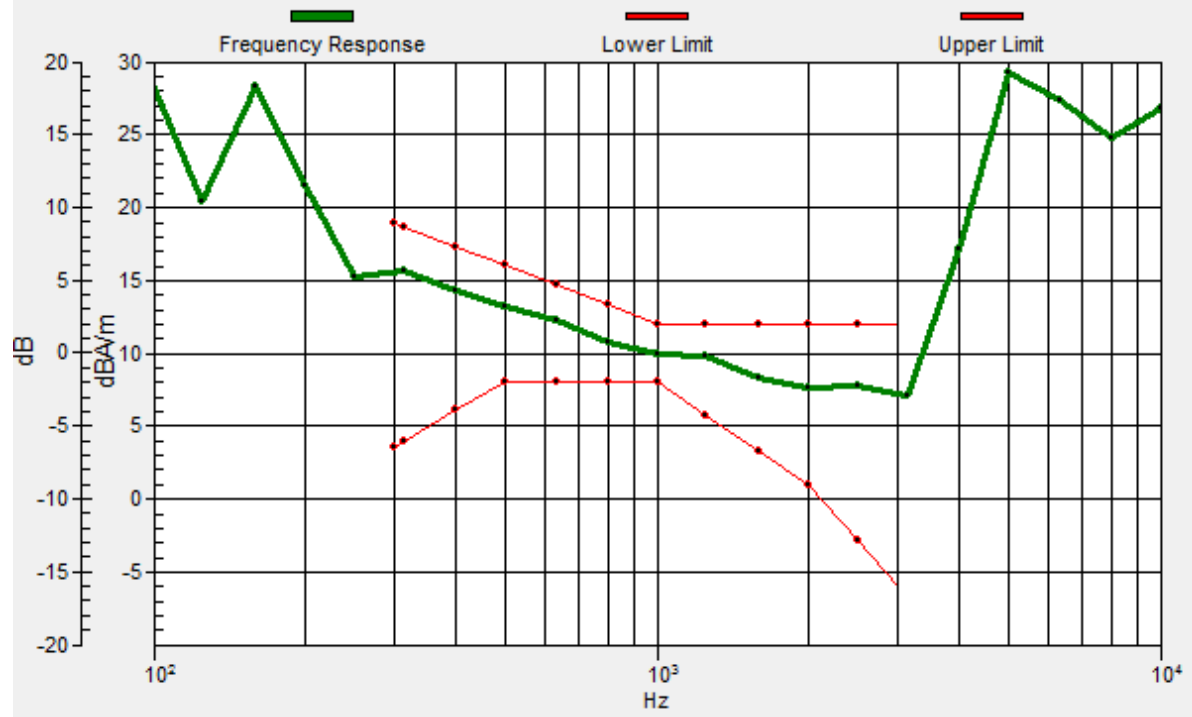
Location: 2, 2, 3.7 mm



0 dB = 150.1 = 43.53 dB

General Scans/z (axial) wideband at best S/N 2/ABM Freq Resp(x,y,z,f)

Loc: 1.7, 2.5, 3.7 mm Diff: 2dB



#32_HAC_T-Coil_WCDMA V_HSPA_Ch4182_Transversal (Y)

Communication System: WCDMA ; Frequency: 836.4 MHz

Medium: Air Medium parameters used: $\sigma = 0$ S/m, $\epsilon_r = 1$; $\rho = 0$ kg/m³

Ambient Temperature : 23.2 °C

DASY5 Configuration

- Probe: AM1DV3 - 3130; ; Calibrated: 2017/11/21
- Sensor-Surface: 0mm (Fix Surface)
- Electronics: DAE4 Sn854; Calibrated: 2017/5/2
- Phantom: HAC Test Arch with AMCC; Type: SD HAC P01 BA;
- Measurement SW: DASY52, Version 52.8 (8); SEMCAD X Version 14.6.10 (7373)


General Scans/y (transversal) 4.2mm 50 x 50/ABM Interpolated SNR(x,y,z) (121x121x1):

Interpolated grid: dx=1.000 mm, dy=1.000 mm

ABM1/ABM2 = 42.21 dB

ABM1 comp = 1.58 dBA/m

Location: -2, -6, 3.7 mm



0 dB = 129.0 = 42.21 dB

#33_HAC_T-Coil_CDMA BC0_RTAP 153.6Kbps_Ch384_Axial (Z)

Communication System: CDMA; Frequency: 836.52 MHz

Medium: Air Medium parameters used: $\sigma = 0$ S/m, $\epsilon_r = 1$; $\rho = 0$ kg/m³

Ambient Temperature : 23.2 °C

DASY5 Configuration

- Probe: AM1DV3 - 3130; ; Calibrated: 2017/11/21
- Sensor-Surface: 0mm (Fix Surface)
- Electronics: DAE4 Sn854; Calibrated: 2017/5/2
- Phantom: HAC Test Arch with AMCC; Type: SD HAC P01 BA;
- Measurement SW: DASY52, Version 52.8 (8); SEMCAD X Version 14.6.10 (7373)


General Scans/z (axial) 4.2mm 50 x 50/ABM Interpolated SNR(x,y,z) (121x121x1):

Interpolated grid: dx=1.000 mm, dy=1.000 mm

ABM1/ABM2 = 42.41 dB

ABM1 comp = 10.98 dBA/m

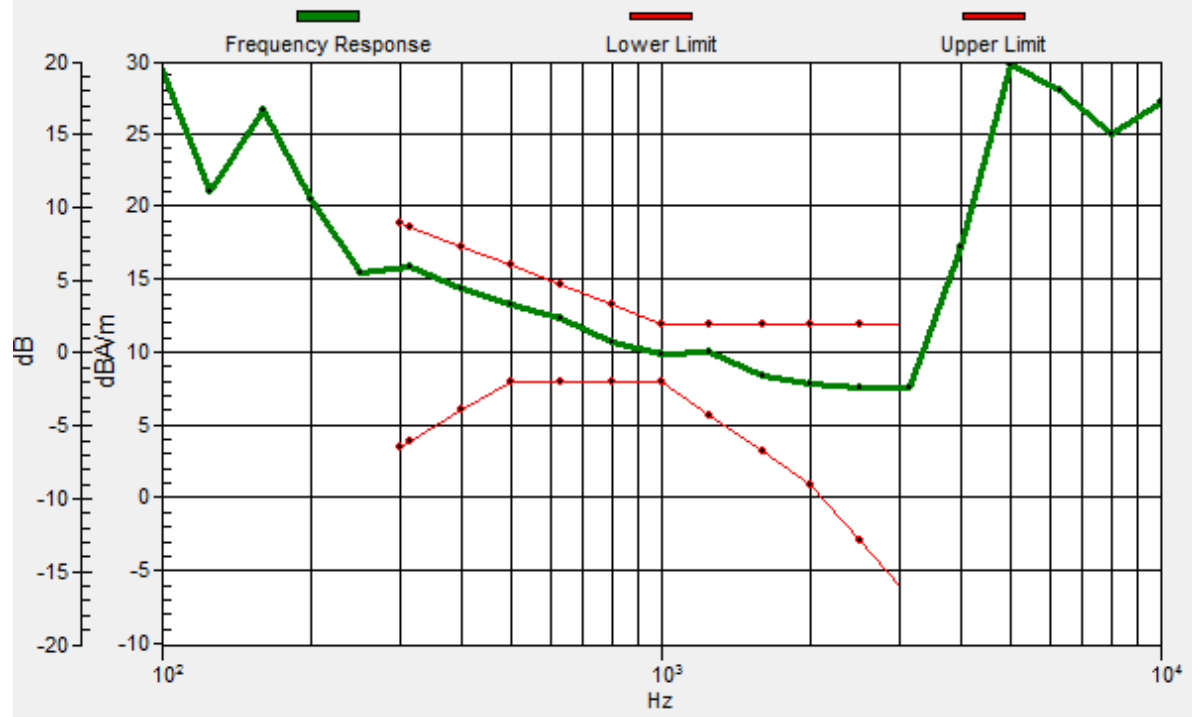
Location: 2, 3, 3.7 mm



0 dB = 132.0 = 42.41 dB

General Scans/z (axial) wideband at best S/N 2/ABM Freq Resp(x,y,z,f)

Loc: 2.3, 3, 3.7 mm Diff: 1.96dB



#33_HAC_T-Coil_CDMA BC0_RTAP 153.6Kbps_Ch384_Transversal (Y)

Communication System: CDMA T-Coil ; Frequency: 836.52 MHz

Medium: Air Medium parameters used: $\sigma = 0$ S/m, $\epsilon_r = 1$; $\rho = 0$ kg/m³

Ambient Temperature : 23.2 °C

DASY5 Configuration

- Probe: AM1DV3 - 3130; ; Calibrated: 2017/11/21
- Sensor-Surface: 0mm (Fix Surface)
- Electronics: DAE4 Sn854; Calibrated: 2017/5/2
- Phantom: HAC Test Arch with AMCC; Type: SD HAC P01 BA;
- Measurement SW: DASY52, Version 52.8 (8); SEMCAD X Version 14.6.10 (7373)


General Scans/y (transversal) 4.2mm 50 x 50/ABM Interpolated SNR(x,y,z) (121x121x1):

Interpolated grid: dx=1.000 mm, dy=1.000 mm

ABM1/ABM2 = 42.00 dB

ABM1 comp = 0.97 dBA/m

Location: -3, -6, 3.7 mm



0 dB = 125.9 = 42.00 dB

#34_HAC_T-Coil_CDMA BC1_RTAP 153.6Kbps_Ch600_Axial (Z)

Communication System: CDMA ; Frequency: 1880 MHz

Medium: Air Medium parameters used: $\sigma = 0$ S/m, $\epsilon_r = 1$; $\rho = 0$ kg/m³

Ambient Temperature : 23.2 °C

DASY5 Configuration

- Probe: AM1DV3 - 3130; ; Calibrated: 2017/11/21
- Sensor-Surface: 0mm (Fix Surface)
- Electronics: DAE4 Sn854; Calibrated: 2017/5/2
- Phantom: HAC Test Arch with AMCC; Type: SD HAC P01 BA;
- Measurement SW: DASY52, Version 52.8 (8); SEMCAD X Version 14.6.10 (7373)

General Scans/z (axial) 4.2mm 50 x 50/ABM Interpolated SNR(x,y,z) (121x121x1):

Interpolated grid: dx=1.000 mm, dy=1.000 mm

ABM1/ABM2 = 44.24 dB

ABM1 comp = 11.54 dBA/m

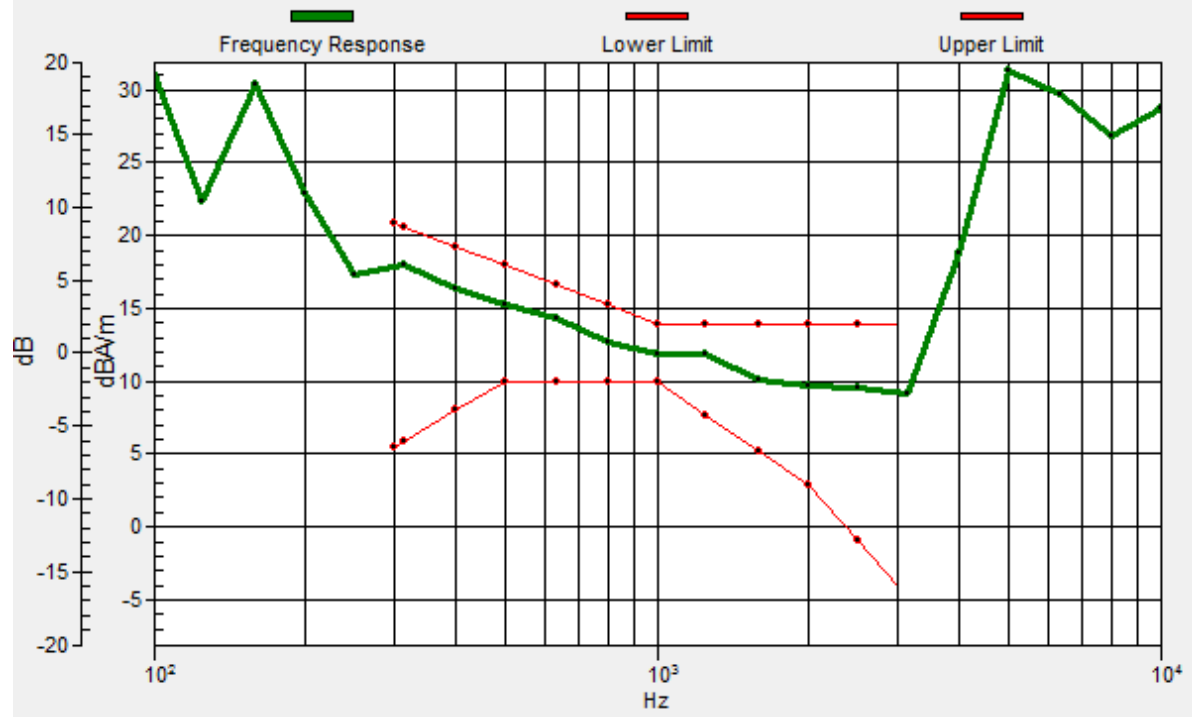
Location: 3, 3, 3.7 mm



0 dB = 163.0 = 44.24 dB

General Scans/z (axial) wideband at best S/N 2/ABM Freq Resp(x,y,z,f)

Loc: 3, 3, 3.7 mm Diff: 2dB



#34_HAC_T-Coil_CDMA BC1_RTAP 153.6Kbps_Ch600_Transversal (Y)

Communication System: CDMA T-Coil ; Frequency: 1880 MHz

Medium: Air Medium parameters used: $\sigma = 0$ S/m, $\epsilon_r = 1$; $\rho = 0$ kg/m³

Ambient Temperature : 23.2 °C

DASY5 Configuration

- Probe: AM1DV3 - 3130; ; Calibrated: 2017/11/21
- Sensor-Surface: 0mm (Fix Surface)
- Electronics: DAE4 Sn854; Calibrated: 2017/5/2
- Phantom: HAC Test Arch with AMCC; Type: SD HAC P01 BA;
- Measurement SW: DASY52, Version 52.8 (8); SEMCAD X Version 14.6.10 (7373)


General Scans/y (transversal) 4.2mm 50 x 50/ABM Interpolated SNR(x,y,z) (121x121x1):

Interpolated grid: dx=1.000 mm, dy=1.000 mm

ABM1/ABM2 = 42.02 dB

ABM1 comp = 1.80 dBA/m

Location: -1, -6, 3.7 mm



0 dB = 126.3 = 42.02 dB

#35_HAC_T-Coil_CDMA BC10_RTAP 153.6Kbps_Ch580_Axial (Z)

Communication System: CDMA ; Frequency: 820.5 MHz

Medium: Air Medium parameters used: $\sigma = 0$ S/m, $\epsilon_r = 1$; $\rho = 0$ kg/m³

Ambient Temperature : 23.2 °C

DASY5 Configuration

- Probe: AM1DV3 - 3130; ; Calibrated: 2017/11/21
- Sensor-Surface: 0mm (Fix Surface)
- Electronics: DAE4 Sn854; Calibrated: 2017/5/2
- Phantom: HAC Test Arch with AMCC; Type: SD HAC P01 BA;
- Measurement SW: DASY52, Version 52.8 (8); SEMCAD X Version 14.6.10 (7373)


General Scans/z (axial) 4.2mm 50 x 50/ABM Interpolated SNR(x,y,z) (121x121x1):

Interpolated grid: dx=1.000 mm, dy=1.000 mm

ABM1/ABM2 = 43.24 dB

ABM1 comp = 10.74 dBA/m

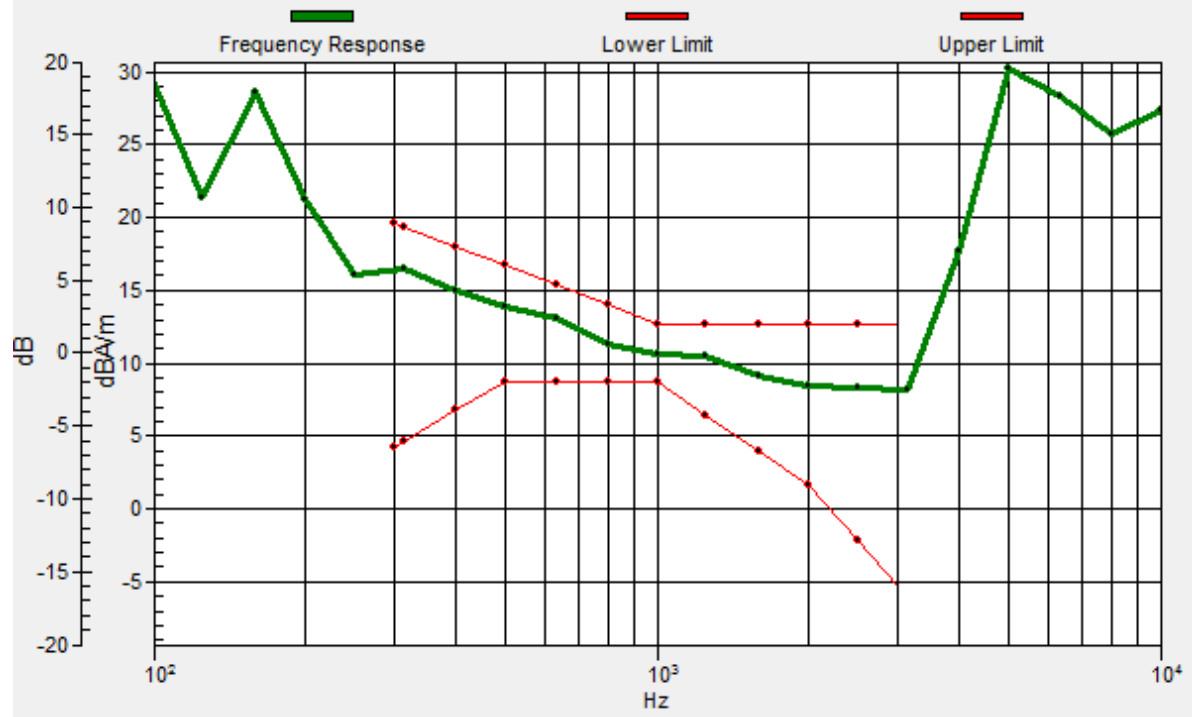
Location: 3, 2, 3.7 mm



0 dB = 145.2 = 43.24 dB

General Scans/z (axial) wideband at best S/N 2/ABM Freq Resp(x,y,z,f)

Loc: 2.8, 1.6, 3.7 mm Diff: 2dB



#35_HAC_T-Coil_CDMA BC10_RTAP 153.6Kbps_Ch580_Transversal (Y)

Communication System: CDMA T-Coil ; Frequency: 820.5 MHz

Medium: Air Medium parameters used: $\sigma = 0$ S/m, $\epsilon_r = 1$; $\rho = 0$ kg/m³

Ambient Temperature : 23.2 °C

DASY5 Configuration

- Probe: AM1DV3 - 3130; ; Calibrated: 2017/11/21
- Sensor-Surface: 0mm (Fix Surface)
- Electronics: DAE4 Sn854; Calibrated: 2017/5/2
- Phantom: HAC Test Arch with AMCC; Type: SD HAC P01 BA;
- Measurement SW: DASY52, Version 52.8 (8); SEMCAD X Version 14.6.10 (7373)


General Scans/y (transversal) 4.2mm 50 x 50/ABM Interpolated SNR(x,y,z) (121x121x1):

Interpolated grid: dx=1.000 mm, dy=1.000 mm

ABM1/ABM2 = 41.74 dB

ABM1 comp = 1.68 dBA/m

Location: -1, -6, 3.7 mm



0 dB = 122.2 = 41.74 dB

#36_HAC_T-Coil_LTE Band 2_20M_QPSK_1RB_0offset_Ch18900_Axial (Z)

Communication System: LTE ; Frequency: 1880 MHz

Medium: Air Medium parameters used: $\sigma = 0$ S/m, $\epsilon_r = 1$; $\rho = 0$ kg/m³

Ambient Temperature : 23.2 °C

DASY5 Configuration

- Probe: AM1DV3 - 3130; ; Calibrated: 2017/11/21
- Sensor-Surface: 0mm (Fix Surface)
- Electronics: DAE4 Sn854; Calibrated: 2017/5/2
- Phantom: HAC Test Arch with AMCC; Type: SD HAC P01 BA;
- Measurement SW: DASY52, Version 52.8 (8); SEMCAD X Version 14.6.10 (7373)


General Scans/z (axial) 4.2mm 50 x 50/ABM Interpolated SNR(x,y,z) (121x121x1):

Interpolated grid: dx=1.000 mm, dy=1.000 mm

ABM1/ABM2 = 41.09 dB

ABM1 comp = 13.00 dBA/m

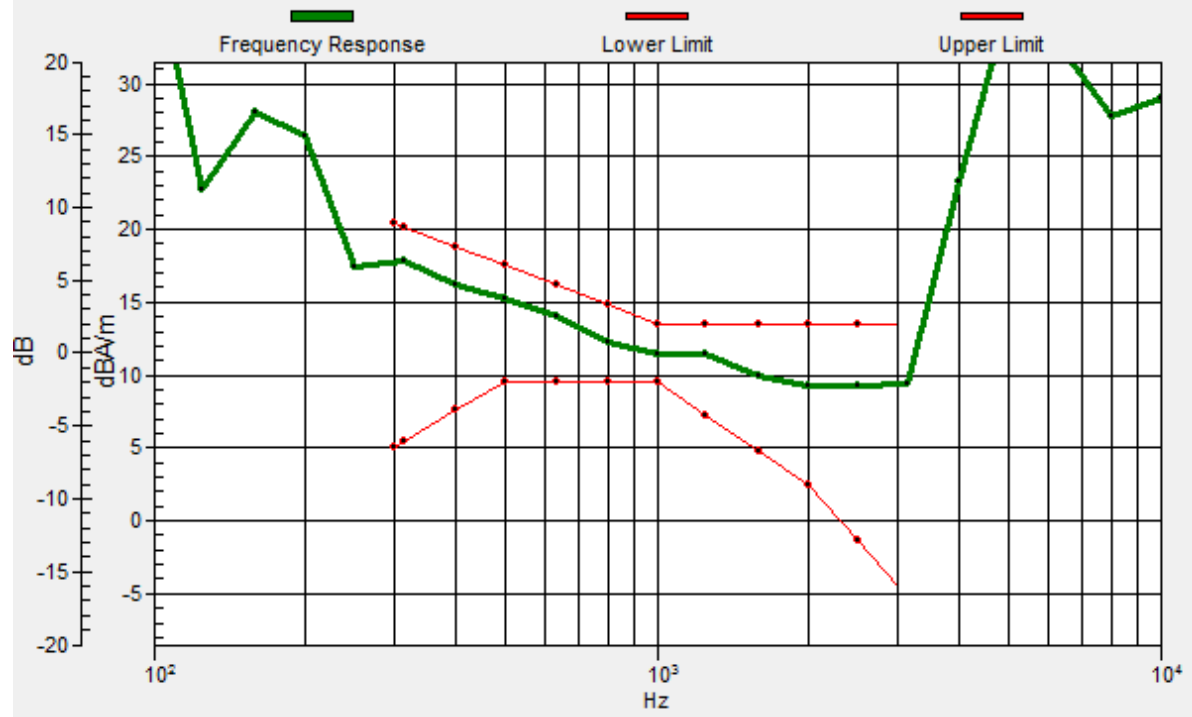
Location: 2, 0, 3.7 mm



0 dB = 113.3 = 41.09 dB

General Scans/z (axial) wideband at best S/N 2/ABM Freq Resp(x,y,z,f)

Loc: 5, 5, 3.7 mm Diff: 2dB



#36_HAC_T-Coil_LTE Band 2_20M_QPSK_1RB_0offset_Ch18900_Transversal (Y)

Communication System: LTE ; Frequency: 1880 MHz

Medium: Air Medium parameters used: $\sigma = 0$ S/m, $\epsilon_r = 1$; $\rho = 0$ kg/m³

Ambient Temperature : 23.2 °C

DASY5 Configuration

- Probe: AM1DV3 - 3130; ; Calibrated: 2017/11/21
- Sensor-Surface: 0mm (Fix Surface)
- Electronics: DAE4 Sn854; Calibrated: 2017/5/2
- Phantom: HAC Test Arch with AMCC; Type: SD HAC P01 BA;
- Measurement SW: DASY52, Version 52.8 (8); SEMCAD X Version 14.6.10 (7373)


General Scans/y (transversal) 4.2mm 50 x 50/ABM Interpolated SNR(x,y,z) (121x121x1):

Interpolated grid: dx=1.000 mm, dy=1.000 mm

ABM1/ABM2 = 38.73 dB

ABM1 comp = 2.46 dBA/m

Location: -1, -8, 3.7 mm



0 dB = 86.40 = 38.73 dB

#37_HAC_T-Coil_LTE Band 38_20M_QPSK_1RB_0offset_Ch38000_Axial (Z)

Communication System: LTE ; Frequency: 2595 MHz

Medium: Air Medium parameters used: $\sigma = 0$ S/m, $\epsilon_r = 1$; $\rho = 0$ kg/m³

Ambient Temperature : 23.2 °C

DASY5 Configuration

- Probe: AM1DV3 - 3130; ; Calibrated: 2017/11/21

- Sensor-Surface: 0mm (Fix Surface)

- Electronics: DAE4 Sn854; Calibrated: 2017/5/2

- Phantom: HAC Test Arch with AMCC; Type: SD HAC P01 BA;

- Measurement SW: DASY52, Version 52.8 (8); SEMCAD X Version 14.6.10 (7373)


General Scans/z (axial) 4.2mm 50 x 50/ABM Interpolated SNR(x,y,z) (121x121x1):

Interpolated grid: dx=1.000 mm, dy=1.000 mm

ABM1/ABM2 = 40.15 dB

ABM1 comp = 10.99 dBA/m

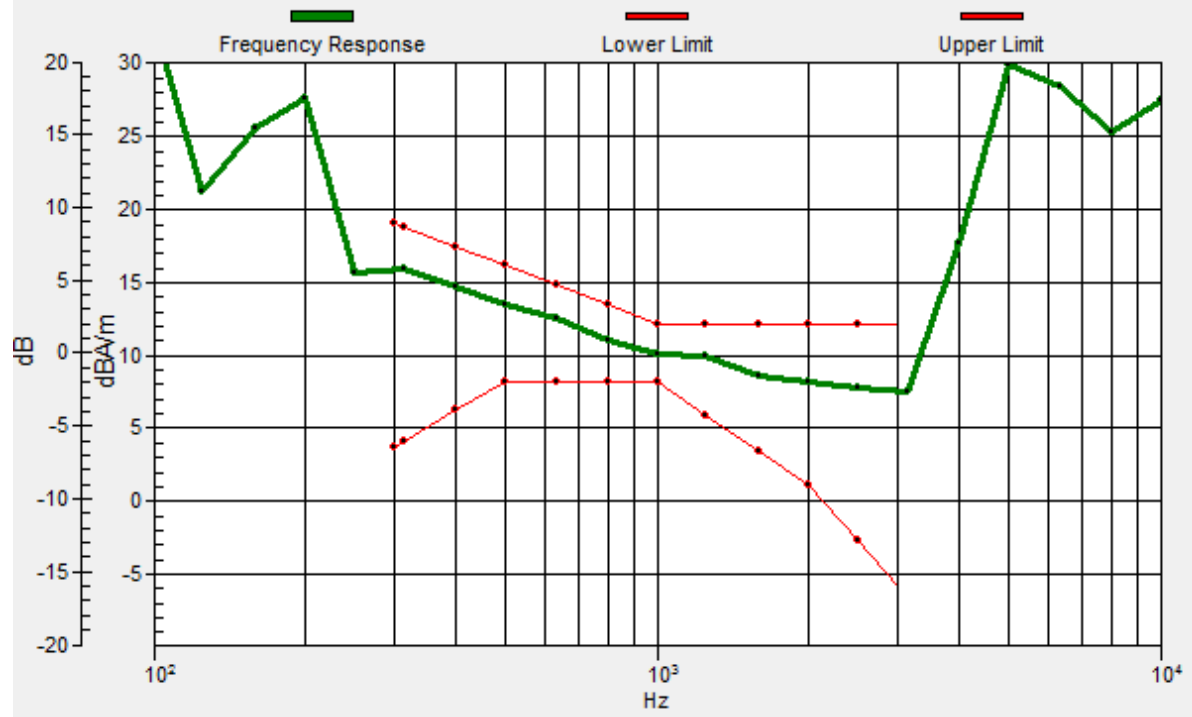
Location: 2, 3, 3.7 mm



0 dB = 101.7 = 40.15 dB

General Scans/z (axial) wideband at best S/N 2/ABM Freq Resp(x,y,z,f)

Loc: 0, 0, 3.7 mm Diff: 2dB



#37_HAC_T-Coil_LTE Band 38_20M_QPSK_1RB_0offset_Ch38000_Transversal (Y)

Communication System: LTE TDD ; Frequency: 2595 MHz

Medium: Air Medium parameters used: $\sigma = 0$ S/m, $\epsilon_r = 1$; $\rho = 0$ kg/m³

Ambient Temperature : 23.2 °C

DASY5 Configuration

- Probe: AM1DV3 - 3130; ; Calibrated: 2017/11/21
- Sensor-Surface: 0mm (Fix Surface)
- Electronics: DAE4 Sn854; Calibrated: 2017/5/2
- Phantom: HAC Test Arch with AMCC; Type: SD HAC P01 BA;
- Measurement SW: DASY52, Version 52.8 (8); SEMCAD X Version 14.6.10 (7373)


General Scans/y (transversal) 4.2mm 50 x 50/ABM Interpolated SNR(x,y,z) (121x121x1):

Interpolated grid: dx=1.000 mm, dy=1.000 mm

ABM1/ABM2 = 43.01 dB

ABM1 comp = 1.24 dBA/m

Location: -1, -5, 3.7 mm



0 dB = 141.4 = 43.01 dB

#38_HAC_T-Coil_WLAN2.4G_802.11b 1Mbps_Ch6_Axial (Z)

Communication System: 802.11b ; Frequency: 2437 MHz

Medium: Air Medium parameters used: $\sigma = 0$ S/m, $\epsilon_r = 1$; $\rho = 0$ kg/m³

Ambient Temperature : 23.2 °C

DASY5 Configuration

- Probe: AM1DV3 - 3130; ; Calibrated: 2017/11/21
- Sensor-Surface: 0mm (Fix Surface)
- Electronics: DAE4 Sn854; Calibrated: 2017/5/2
- Phantom: HAC Test Arch with AMCC; Type: SD HAC P01 BA;
- Measurement SW: DASY52, Version 52.8 (8); SEMCAD X Version 14.6.10 (7373)


General Scans/z (axial) 4.2mm 50 x 50/ABM Interpolated SNR(x,y,z) (121x121x1):

Interpolated grid: dx=1.000 mm, dy=1.000 mm

ABM1/ABM2 = 41.39 dB

ABM1 comp = 12.98 dBA/m

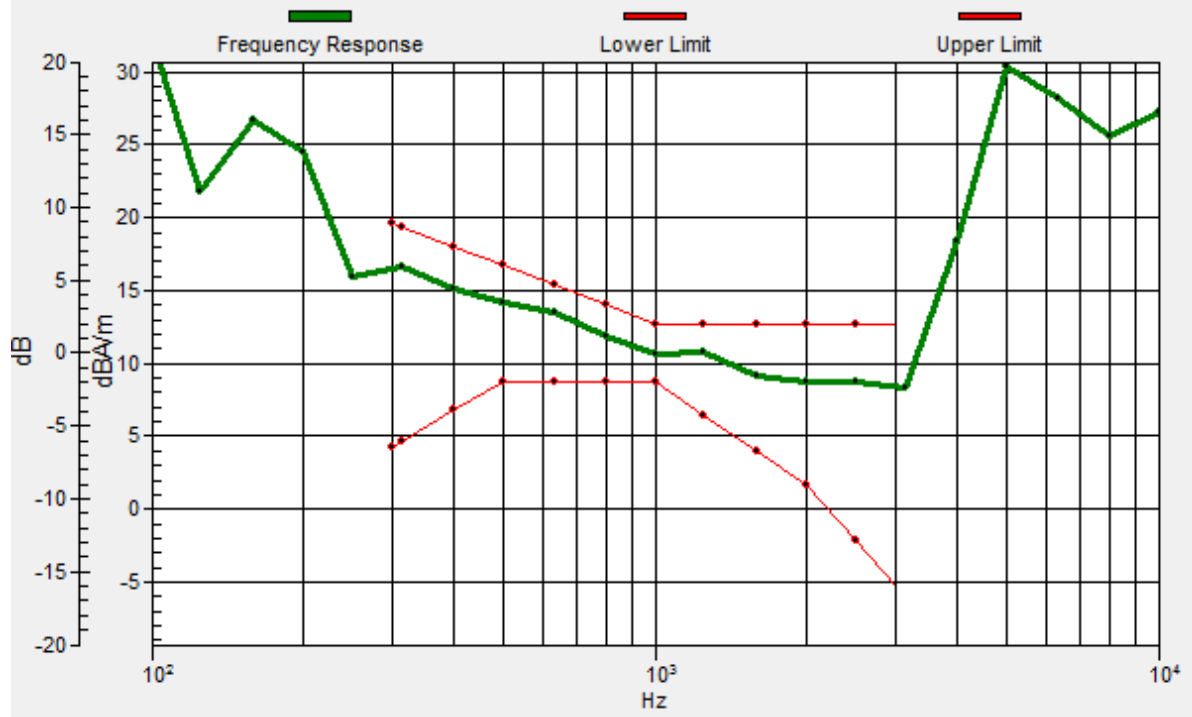
Location: 5.8, 1.2, 3.7 mm



0 dB = 117.3 = 41.39 dB

General Scans/z (axial) wideband at best S/N/ABM Freq Resp(x,y,z,f)

Loc: 4.2, 0, 3.7 mm Diff: 1.85dB



#38_HAC_T-Coil_WLAN2.4G_802.11b 1Mbps_Ch6_Transversal (Y)

Communication System: 802.11b ; Frequency: 2437 MHz

Medium: Air Medium parameters used: $\sigma = 0$ S/m, $\epsilon_r = 1$; $\rho = 0$ kg/m³

Ambient Temperature : 23.2 °C

DASY5 Configuration

- Probe: AM1DV3 - 3130; ; Calibrated: 2017/11/21
- Sensor-Surface: 0mm (Fix Surface)
- Electronics: DAE4 Sn854; Calibrated: 2017/5/2
- Phantom: HAC Test Arch with AMCC; Type: SD HAC P01 BA;
- Measurement SW: DASY52, Version 52.8 (8); SEMCAD X Version 14.6.10 (7373)


General Scans/y (transversal) 4.2mm 50 x 50/ABM Interpolated SNR(x,y,z) (121x121x1):

Interpolated grid: dx=1.000 mm, dy=1.000 mm

ABM1/ABM2 = 39.58 dB

ABM1 comp = 2.69 dBA/m

Location: -2.9, 9.6, 3.7 mm



0 dB = 95.28 = 39.58 dB

#39_HAC_T-Coil_WLAN5G_802.11a 6Mbps_Ch157_Axial (Z)

Communication System: 802.11a ; Frequency: 5785 MHz

Medium: Air Medium parameters used: $\sigma = 0$ S/m, $\epsilon_r = 1$; $\rho = 0$ kg/m³

Ambient Temperature : 23.2 °C

DASY5 Configuration

- Probe: AM1DV3 - 3130; ; Calibrated: 2017/11/21
- Sensor-Surface: 0mm (Fix Surface)
- Electronics: DAE4 Sn854; Calibrated: 2017/5/2
- Phantom: HAC Test Arch with AMCC; Type: SD HAC P01 BA;
- Measurement SW: DASY52, Version 52.8 (8); SEMCAD X Version 14.6.10 (7373)


General Scans/z (axial) 4.2mm 50 x 50/ABM Interpolated SNR(x,y,z) (121x121x1):

Interpolated grid: dx=1.000 mm, dy=1.000 mm

ABM1/ABM2 = 52.94 dB

ABM1 comp = 12.34 dBA/m

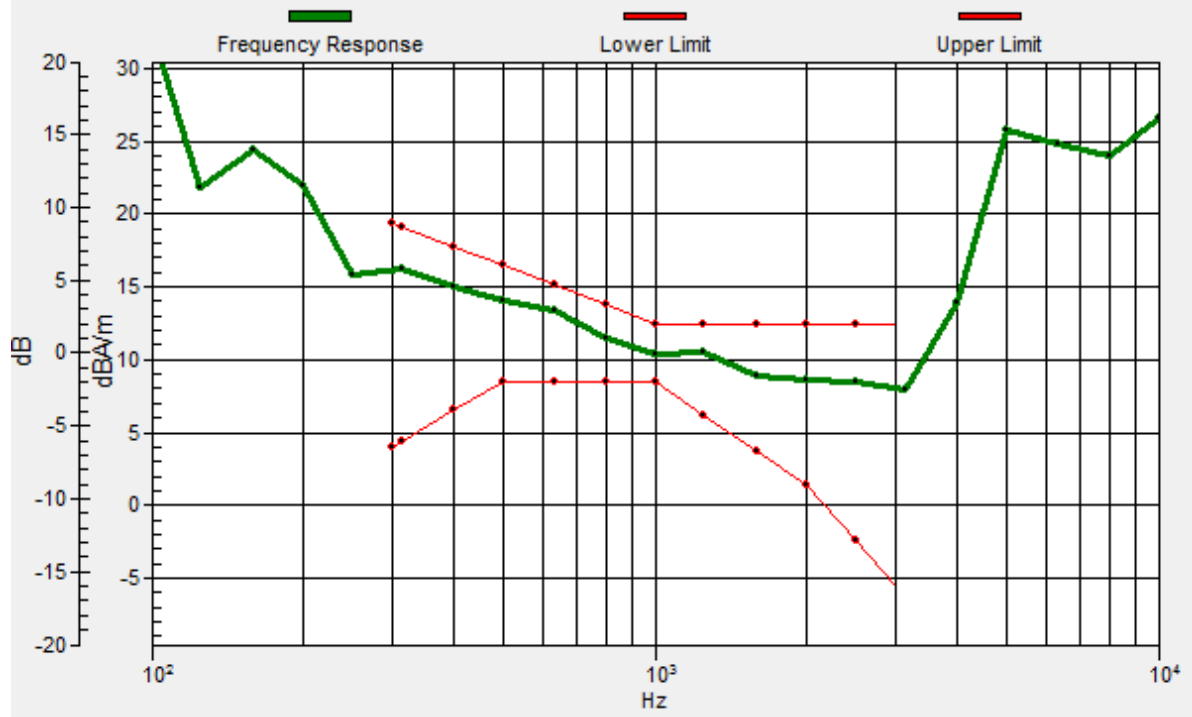
Location: 5, 0, 3.7 mm



0 dB = 443.8 = 52.94 dB

General Scans/z (axial) wideband at best S/N/ABM Freq Resp(x,y,z,f)

Loc: 4.7, -0.2, 3.7 mm Diff: 1.7dB



#39_HAC_T-Coil_WLAN5G_802.11a 6Mbps_Ch157_Transversal (Y)

Communication System: 802.11a ; Frequency: 5785 MHz

Medium: Air Medium parameters used: $\sigma = 0$ S/m, $\epsilon_r = 1$; $\rho = 0$ kg/m³

Ambient Temperature : 23.2 °C

DASY5 Configuration

- Probe: AM1DV3 - 3130; ; Calibrated: 2017/11/21
- Sensor-Surface: 0mm (Fix Surface)
- Electronics: DAE4 Sn854; Calibrated: 2017/5/2
- Phantom: HAC Test Arch with AMCC; Type: SD HAC P01 BA;
- Measurement SW: DASY52, Version 52.8 (8); SEMCAD X Version 14.6.10 (7373)


General Scans/y (transversal) 4.2mm 50 x 50/ABM Interpolated SNR(x,y,z) (121x121x1):

Interpolated grid: dx=1.000 mm, dy=1.000 mm

ABM1/ABM2 = 43.29 dB

ABM1 comp = 0.33 dBA/m

Location: -2, -5, 3.7 mm



0 dB = 146.1 = 43.29 dB