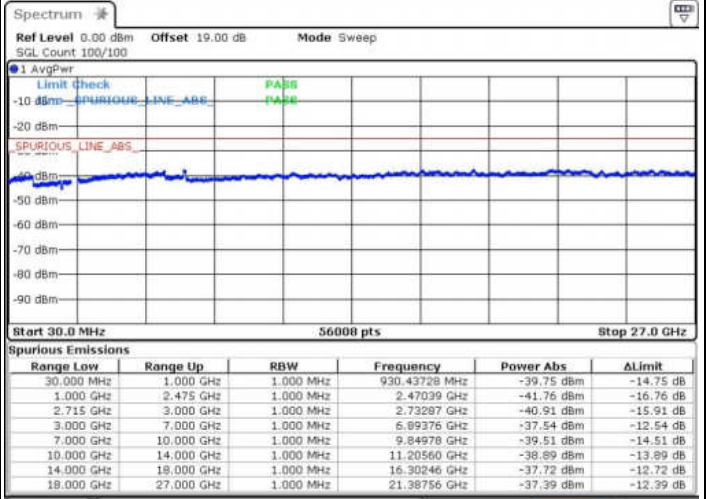
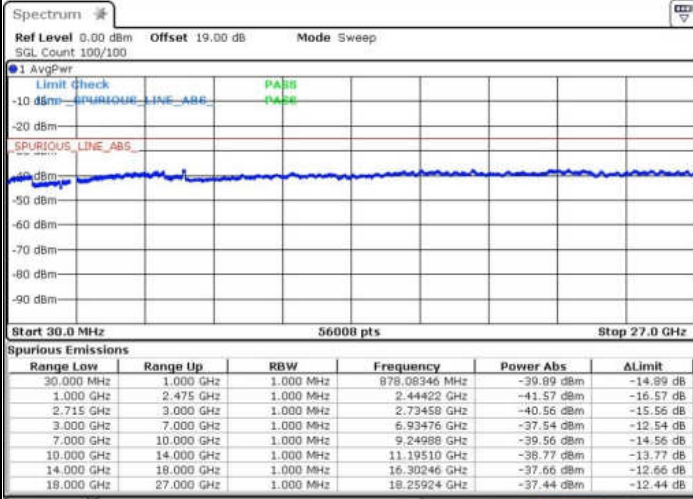




LTE Band 41 / 10MHz+20MHz

Middle Channel / QPSK

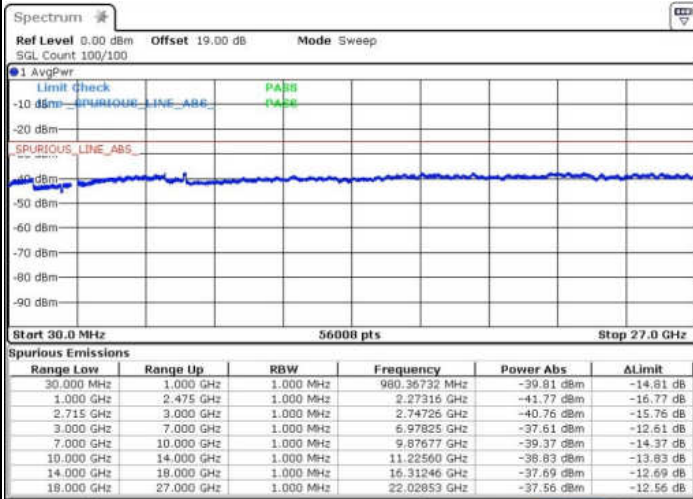
Middle Channel / 16QAM



Date: 11.FEB.2018 14:15:54

Date: 11.FEB.2018 14:14:33

Middle Channel / 64QAM

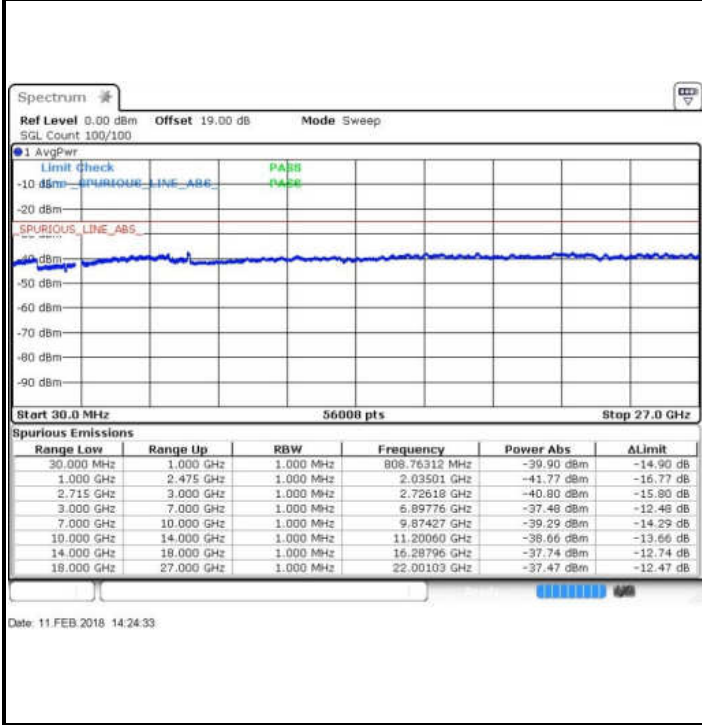


Date: 11.FEB.2018 14:13:39

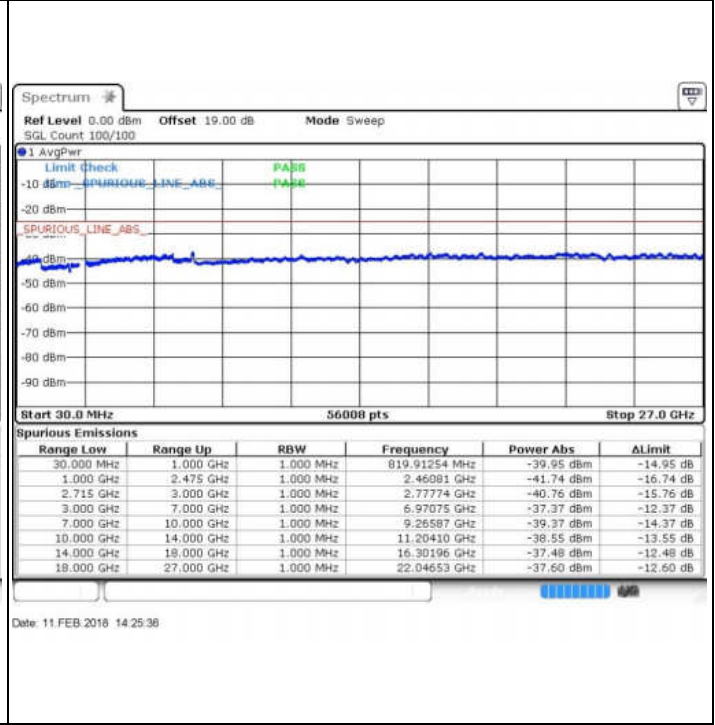


**LTE Band 41 / 10MHz+20MHz**

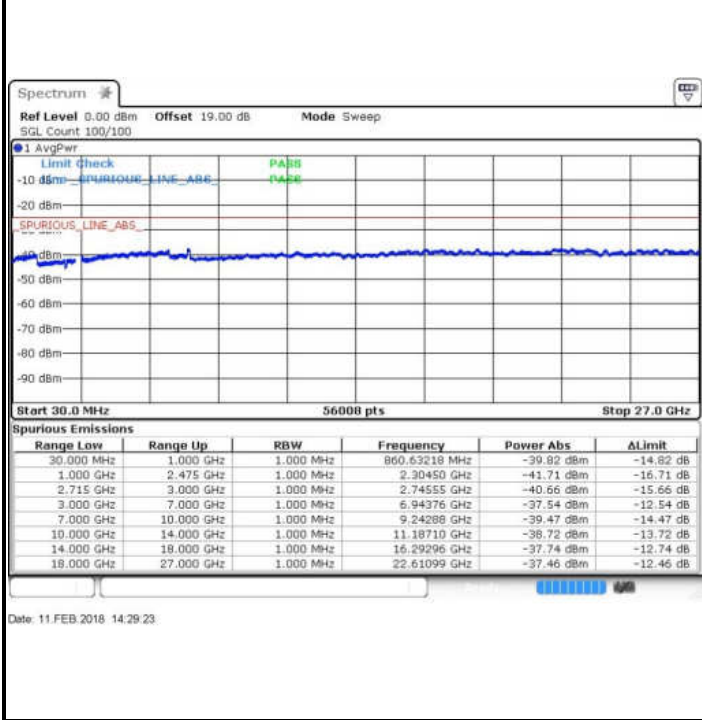
**Highest Channel / QPSK**



**Highest Channel / 16QAM**



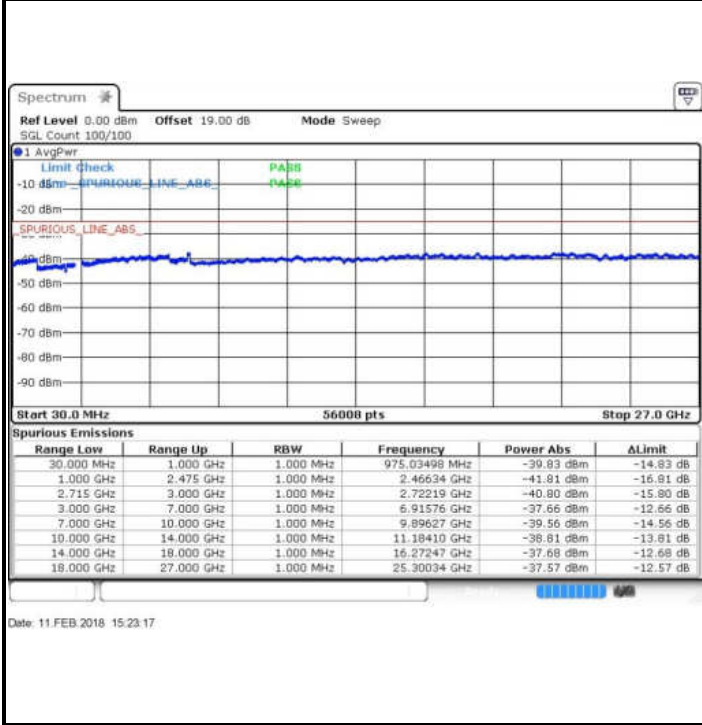
**Highest Channel / 64QAM**



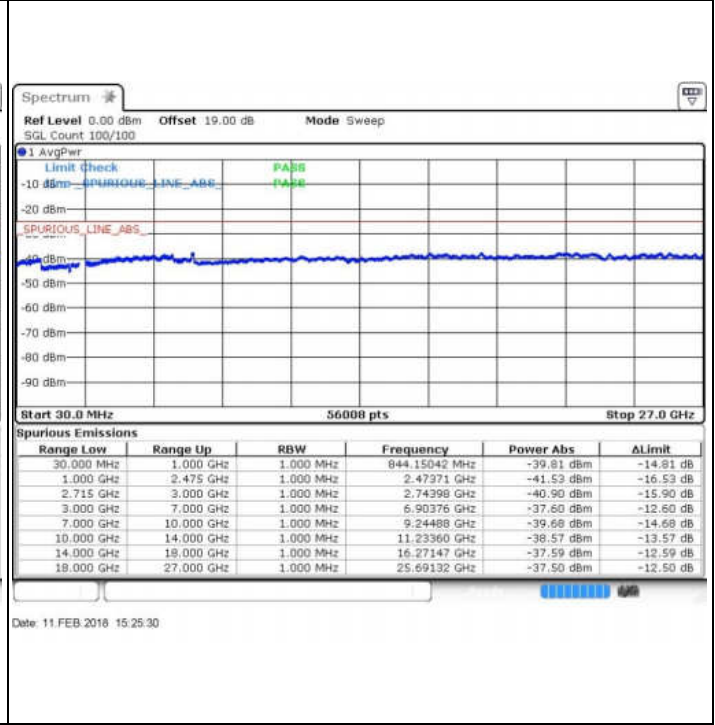


**LTE Band 41 / 15MHz+15MHz**

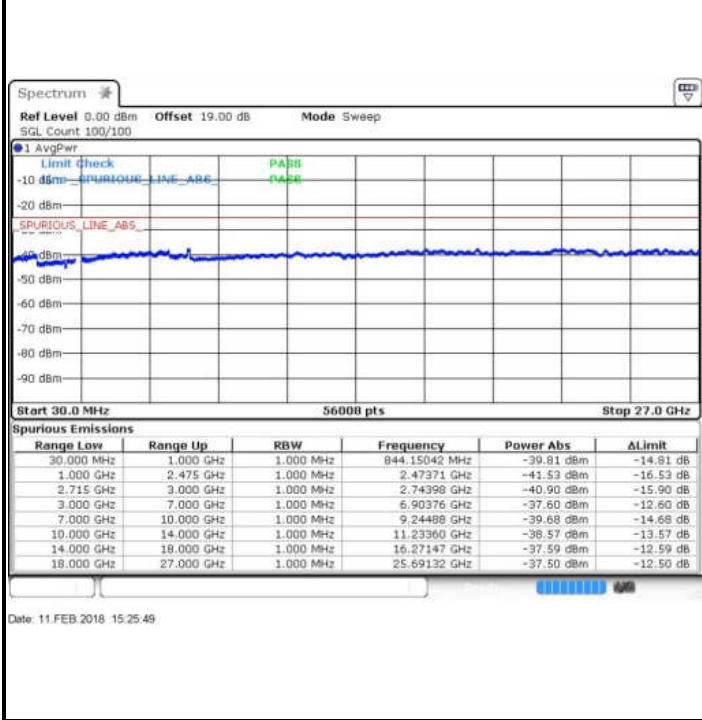
**Lowest Channel / QPSK**



**Lowest Channel / 16QAM**



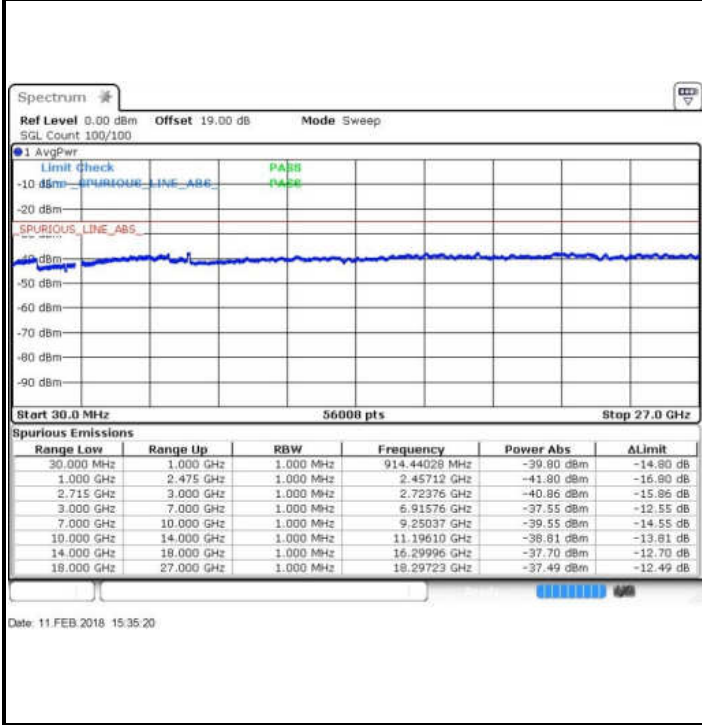
**Lowest Channel / 64QAM**



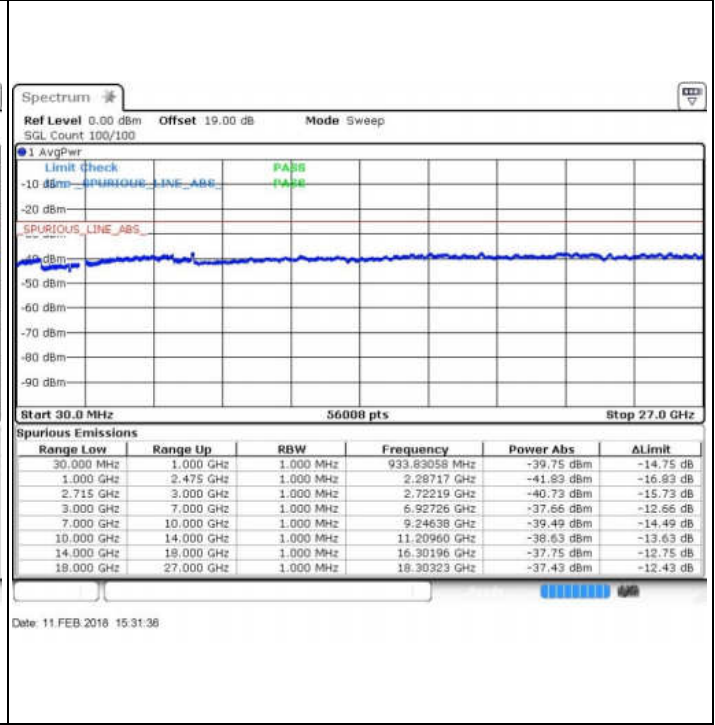


**LTE Band 41 / 15MHz+15MHz**

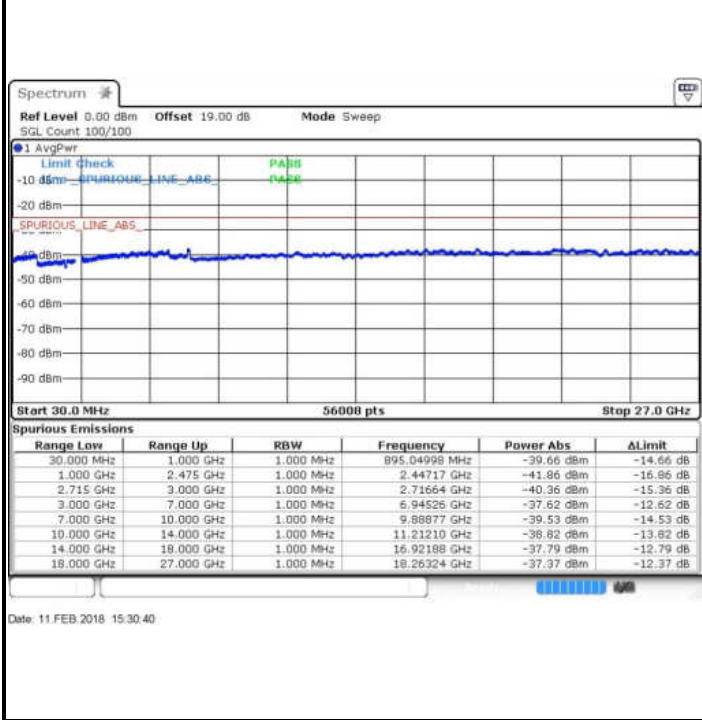
**Middle Channel / QPSK**



**Middle Channel / 16QAM**



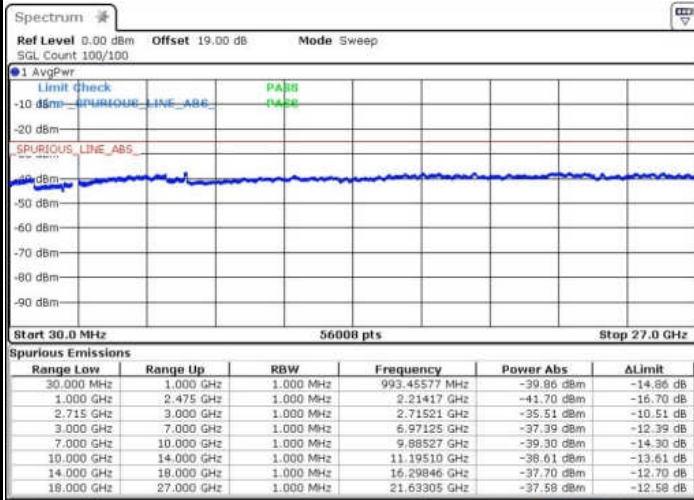
**Middle Channel / 64QAM**





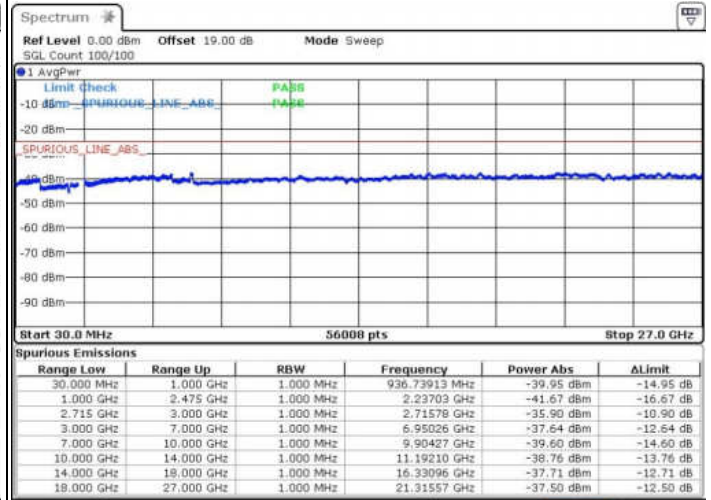
LTE Band 41 / 15MHz+15MHz

Highest Channel / QPSK



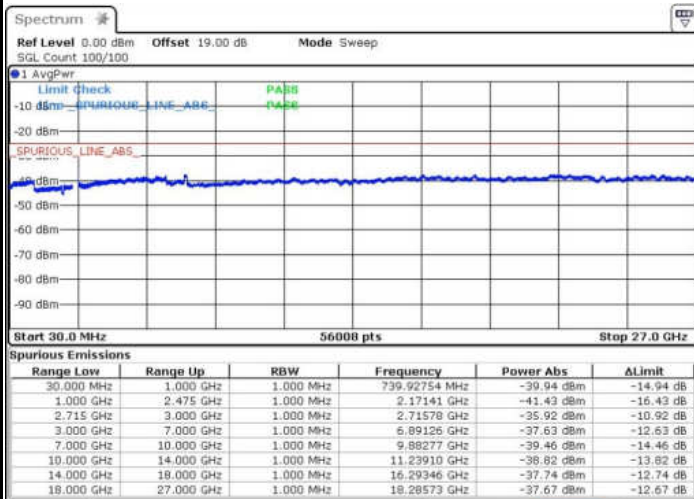
Date: 12.FEB.2016 06:59:56

Highest Channel / 16QAM



Date: 12.FEB.2016 07:00:48

Highest Channel / 64QAM

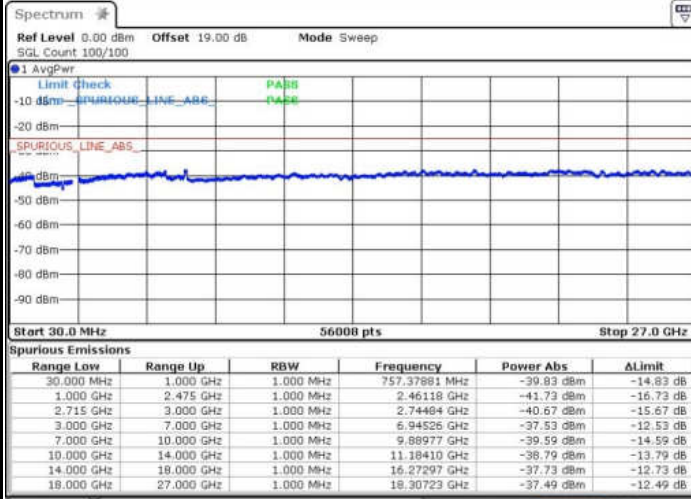


Date: 12.FEB.2016 07:03:49



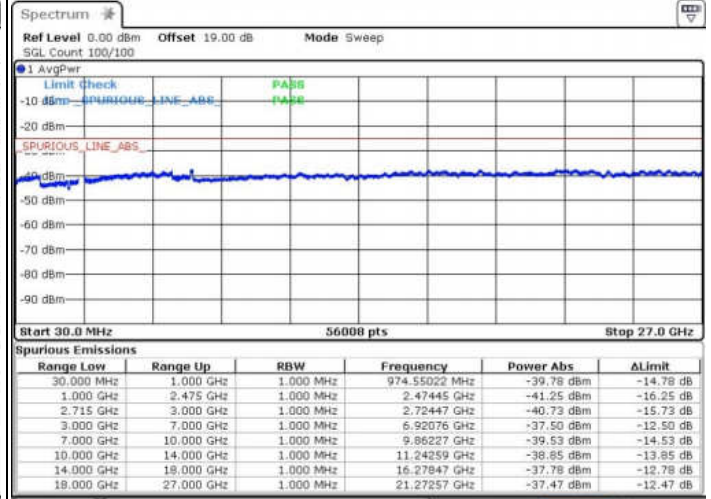
LTE Band 41 / 15MHz+20MHz

Lowest Channel / QPSK



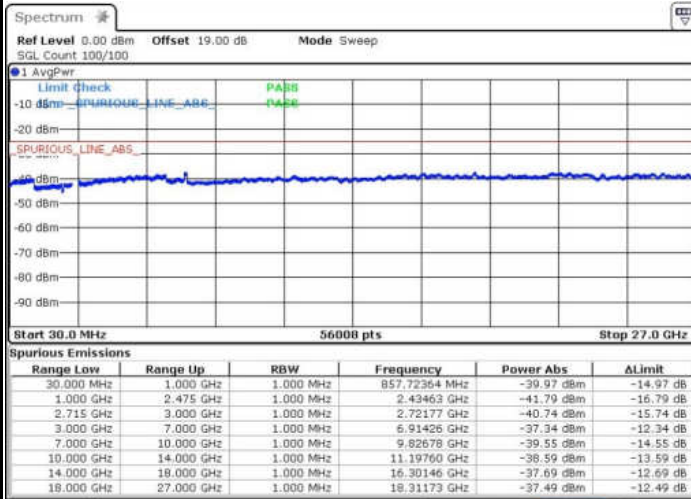
Date: 12.FEB.2016 07:06.11

Lowest Channel / 16QAM



Date: 12.FEB.2016 07:07.38

Lowest Channel / 64QAM



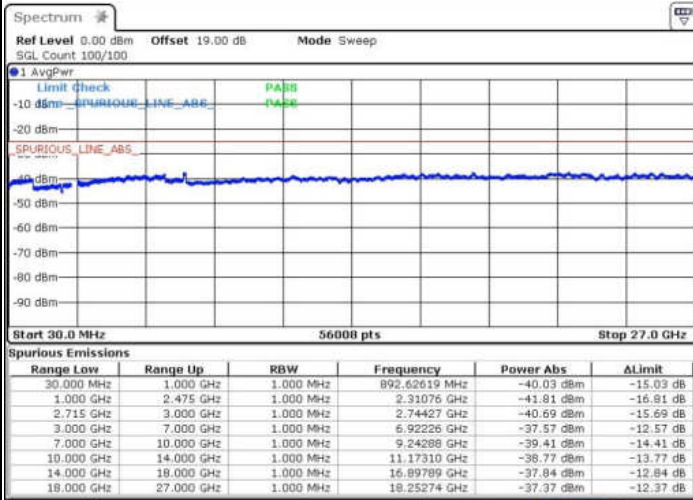
Date: 12.FEB.2016 07:08.31



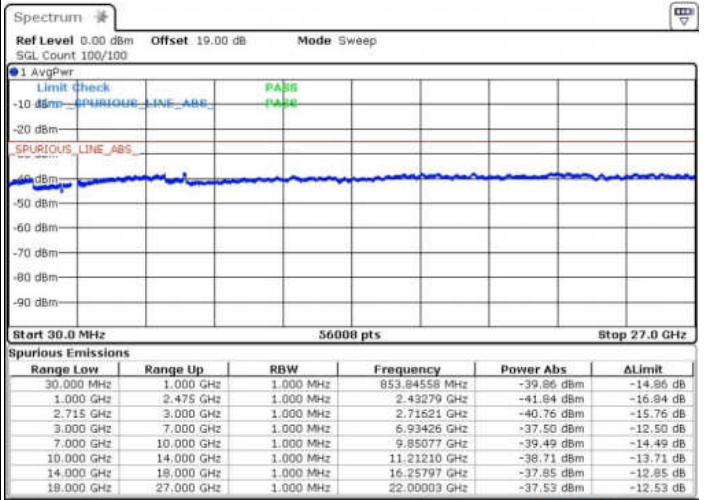
LTE Band 41 / 15MHz+20MHz

Middle Channel / QPSK

Middle Channel / 16QAM

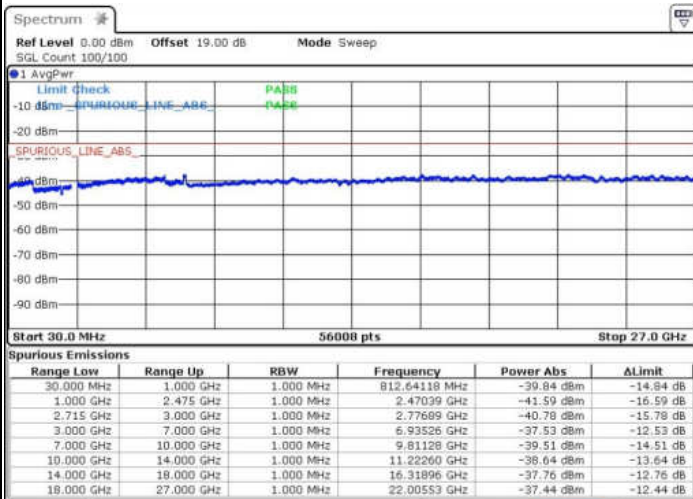


Date: 12.FEB.2016 07:17:43



Date: 12.FEB.2016 07:16:48

Middle Channel / 64QAM

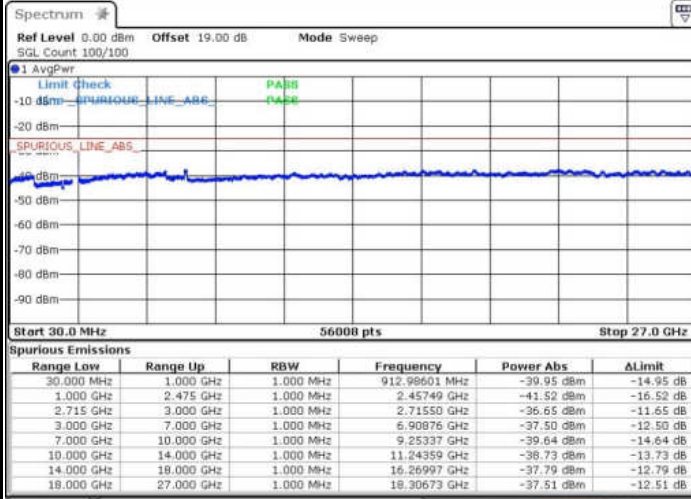


Date: 12.FEB.2016 07:15:53



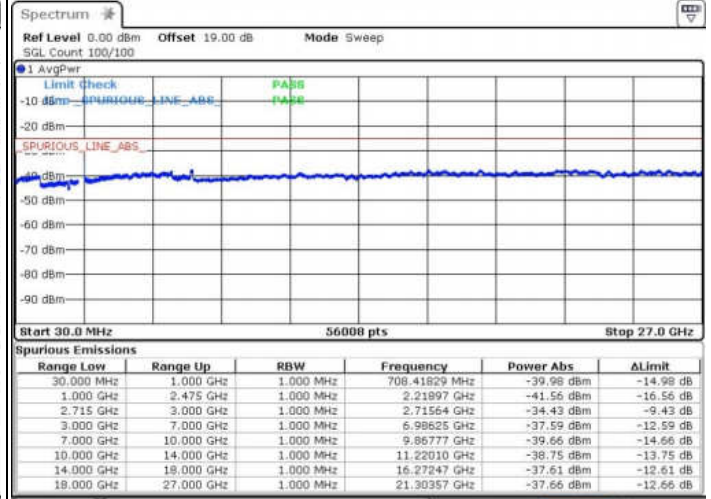
LTE Band 41 / 15MHz+20MHz

Highest Channel / QPSK



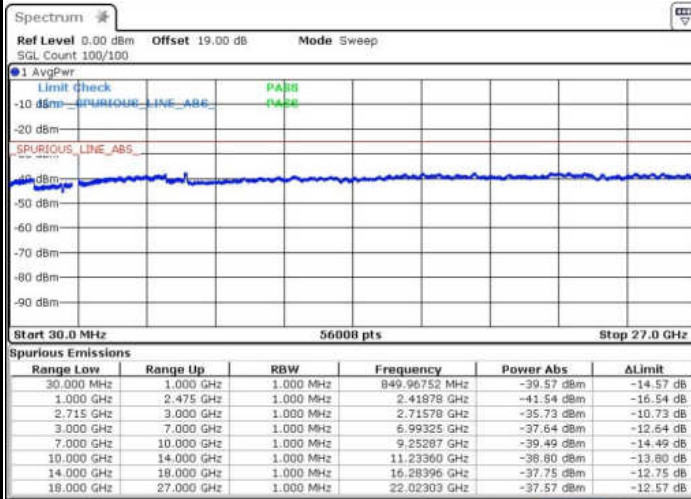
Date: 12.FEB.2016 07:19:24

Highest Channel / 16QAM



Date: 12.FEB.2016 07:20:41

Highest Channel / 64QAM



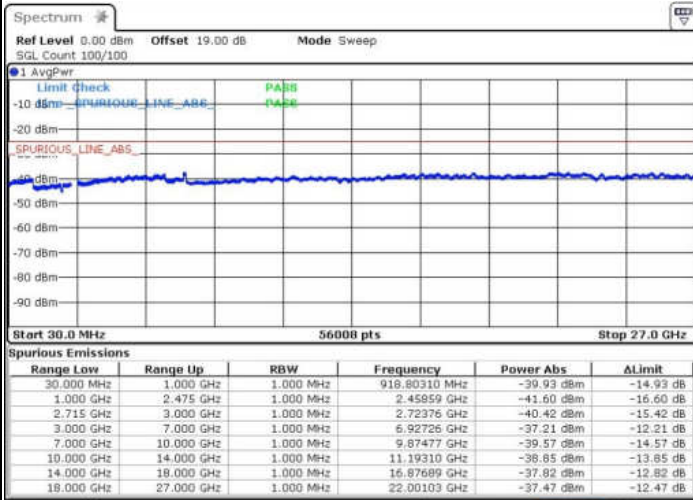
Date: 12.FEB.2016 07:21:40



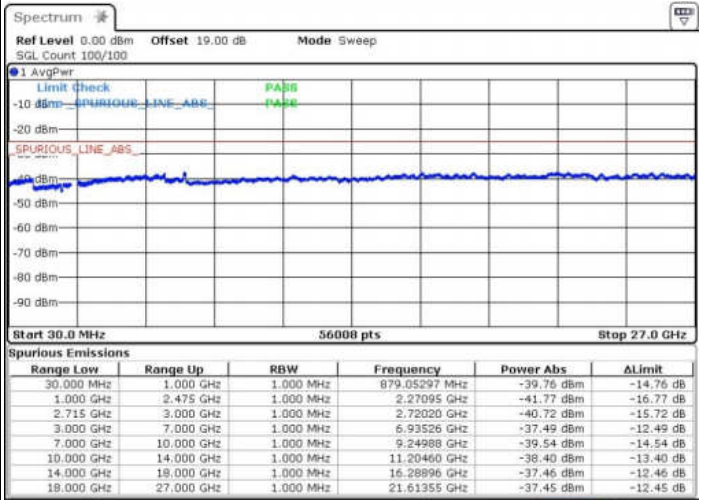
LTE Band 41 / 20MHz+5MHz

Lowest Channel / QPSK

Lowest Channel / 16QAM

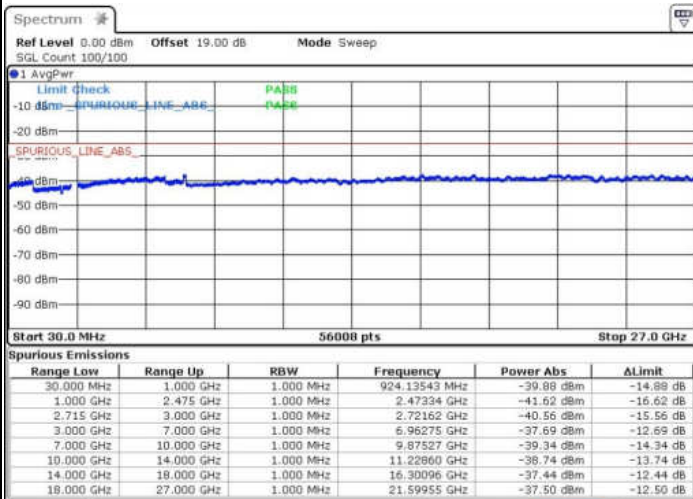


Date: 11.FEB.2016 13:42:09



Date: 11.FEB.2016 13:41:17

Lowest Channel / 64QAM



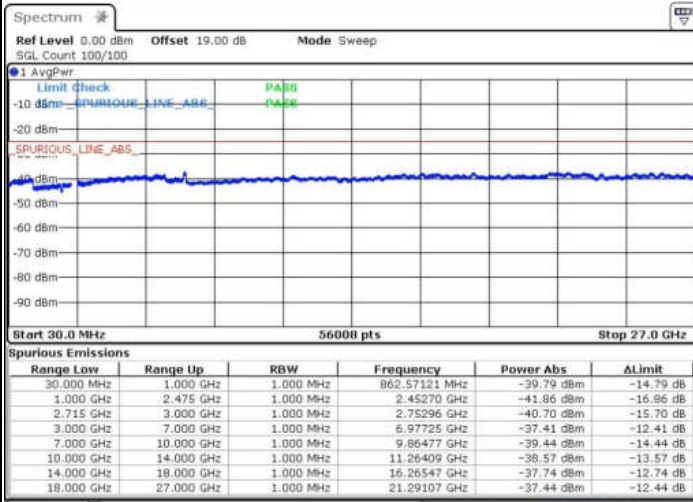
Date: 11.FEB.2016 13:40:28



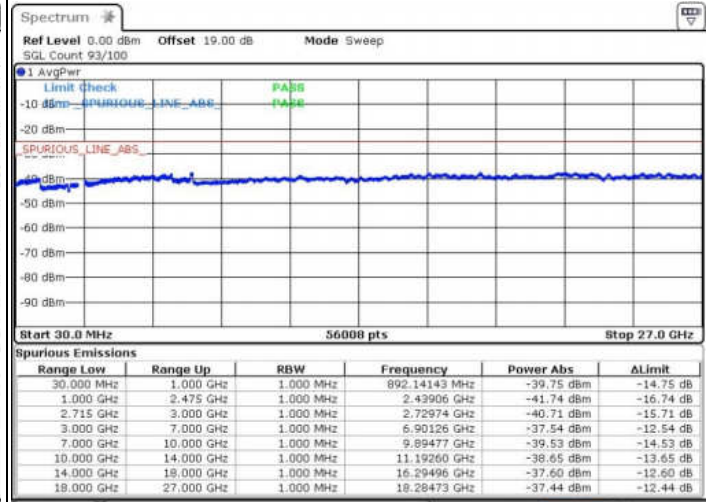
LTE Band 41 / 20MHz+5MHz

Middle Channel / QPSK

Middle Channel / 16QAM

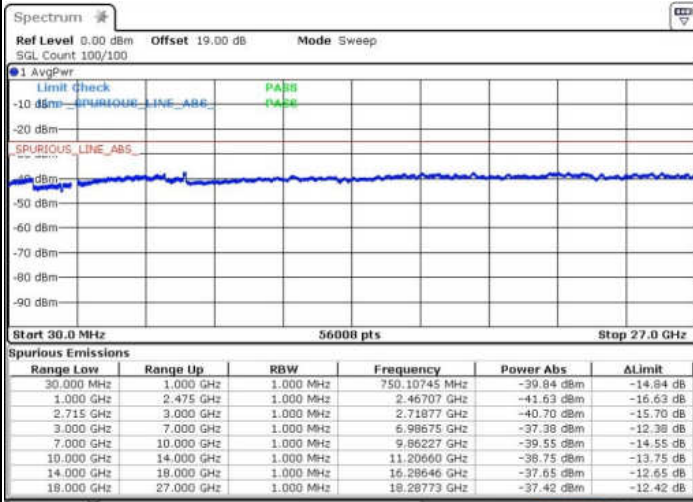


Date: 11.FEB.2016 13:52:41



Date: 11.FEB.2016 13:53:30

Middle Channel / 64QAM

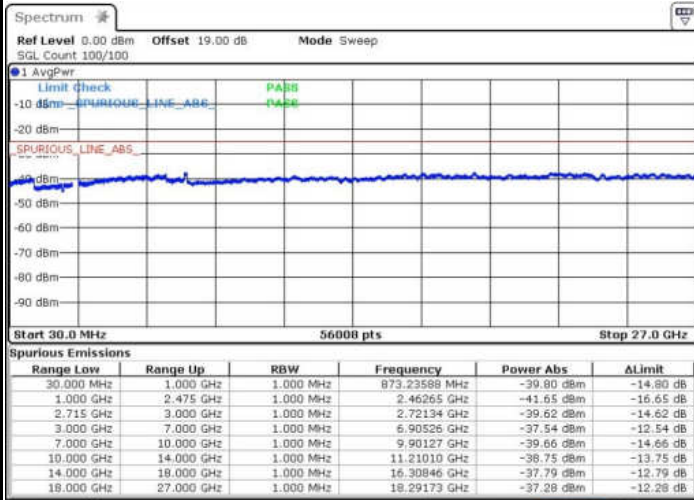


Date: 11.FEB.2016 13:54:40



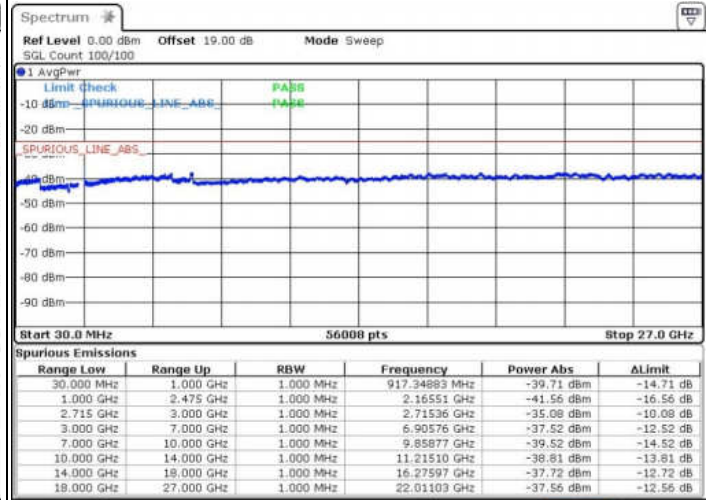
LTE Band 41 / 20MHz+5MHz

Highest Channel / QPSK



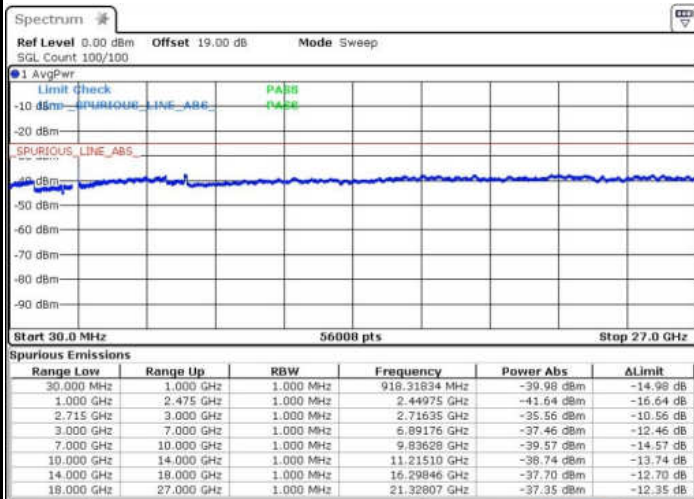
Date: 11.FEB.2016 13:56:57

Highest Channel / 16QAM



Date: 11.FEB.2016 13:57:40

Highest Channel / 64QAM



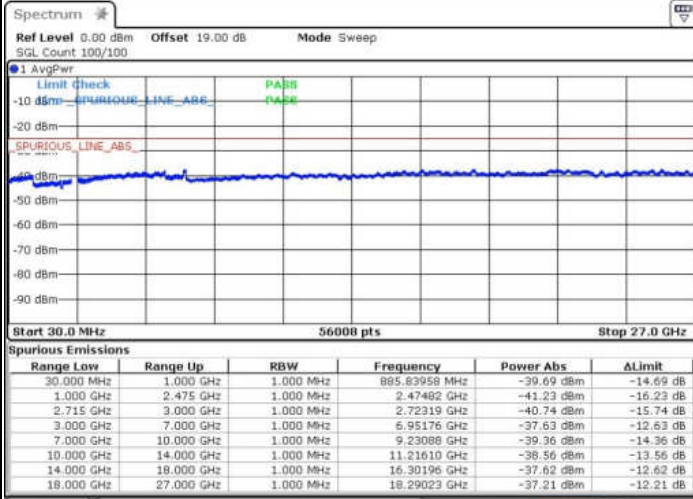
Date: 11.FEB.2016 13:56:48



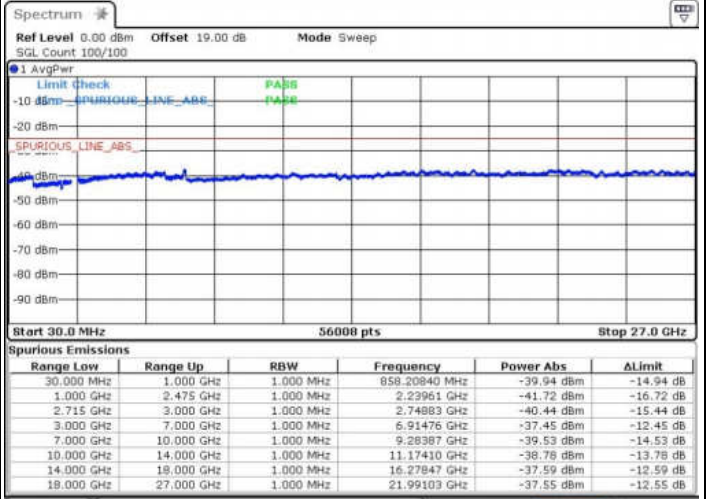
LTE Band 41 / 20MHz+10MHz

Lowest Channel / QPSK

Lowest Channel / 16QAM

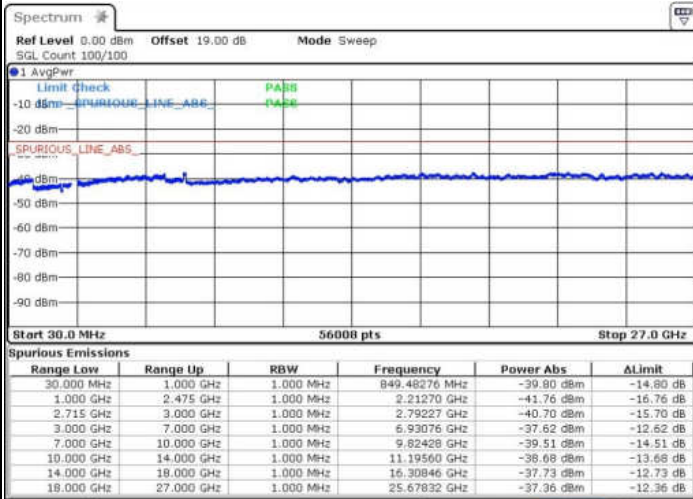


Date: 11.FEB.2016 14:35:05



Date: 11.FEB.2016 14:33:33

Lowest Channel / 64QAM



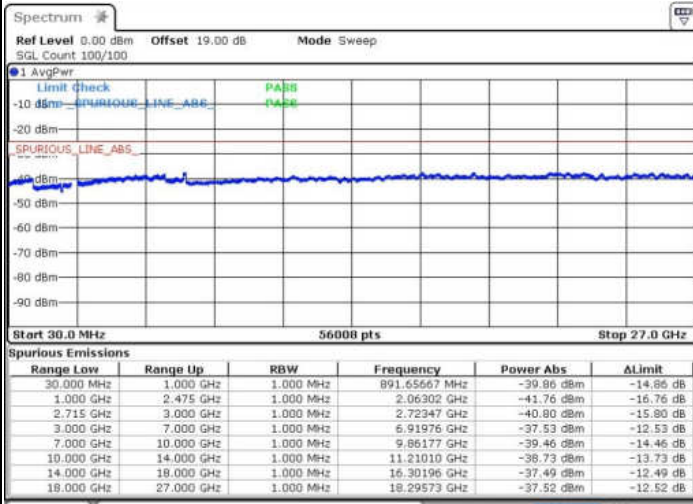
Date: 11.FEB.2016 14:32:38



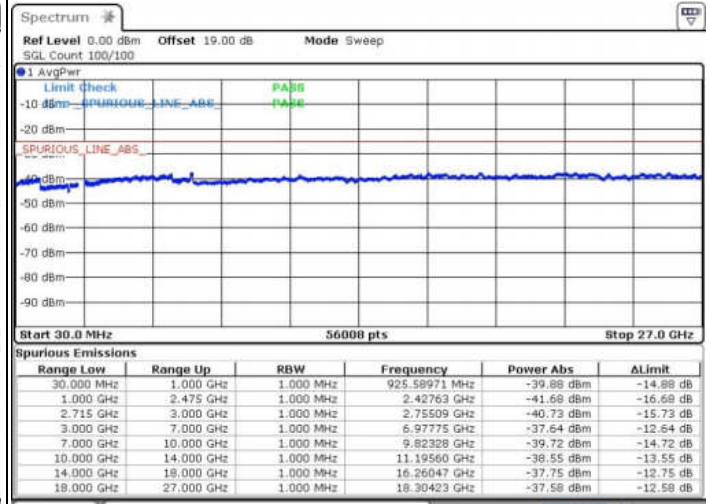
LTE Band 41 / 20MHz+10MHz

Middle Channel / QPSK

Middle Channel / 16QAM

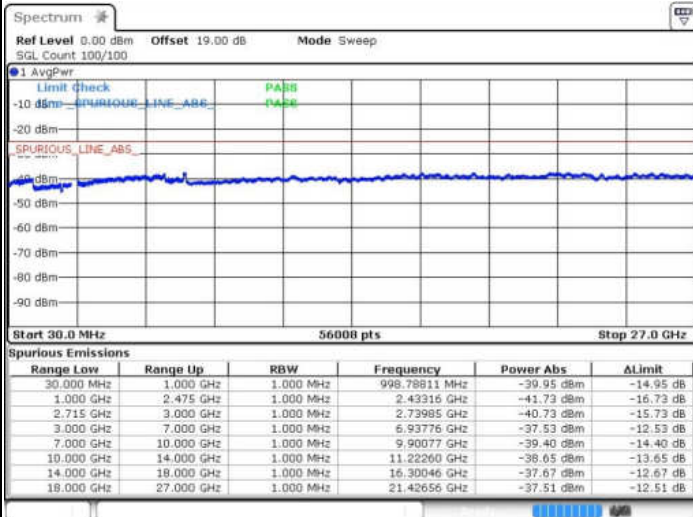


Date: 11.FEB.2016 14:49:33



Date: 11.FEB.2016 14:50:25

Middle Channel / 64QAM

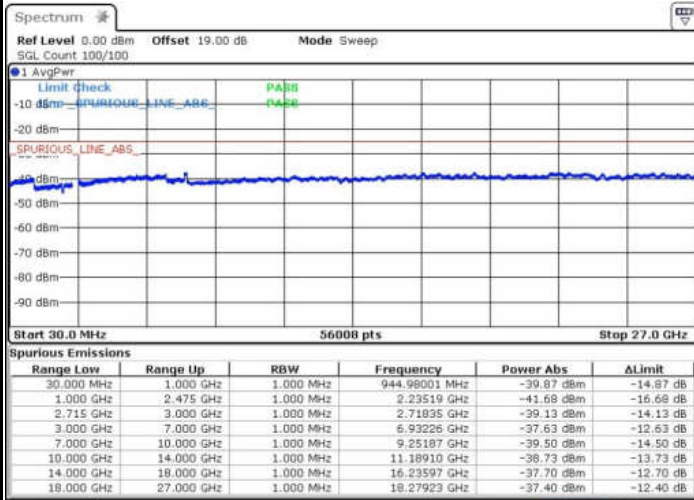


Date: 11.FEB.2016 14:57:02



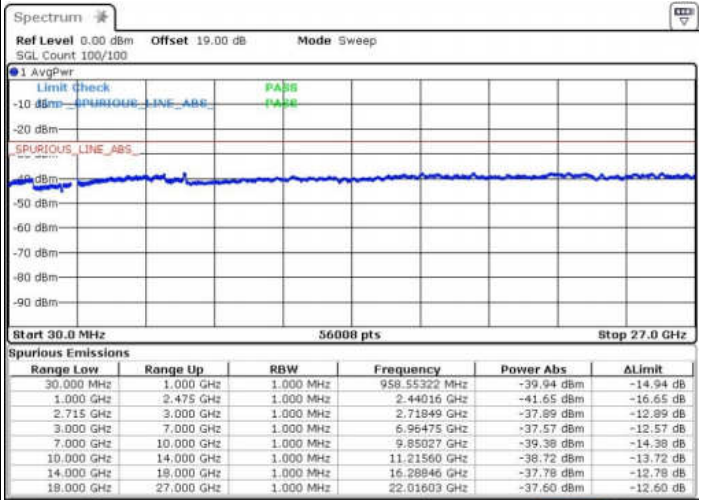
LTE Band 41 / 20MHz+10MHz

Highest Channel / QPSK



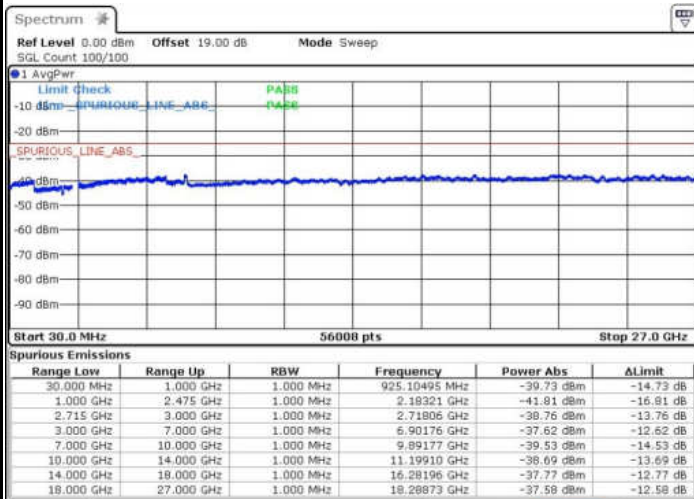
Date: 11.FEB.2016 15:02:33

Highest Channel / 16QAM



Date: 11.FEB.2016 15:00:48

Highest Channel / 64QAM



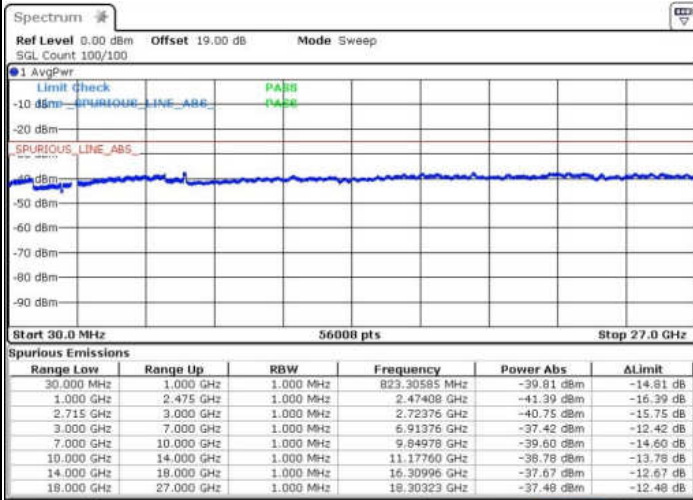
Date: 11.FEB.2016 14:59:23



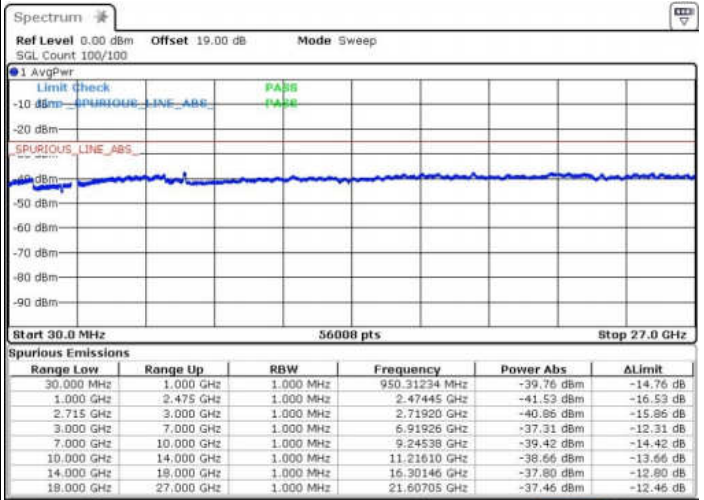
LTE Band 41 / 20MHz+15MHz

Lowest Channel / QPSK

Lowest Channel / 16QAM

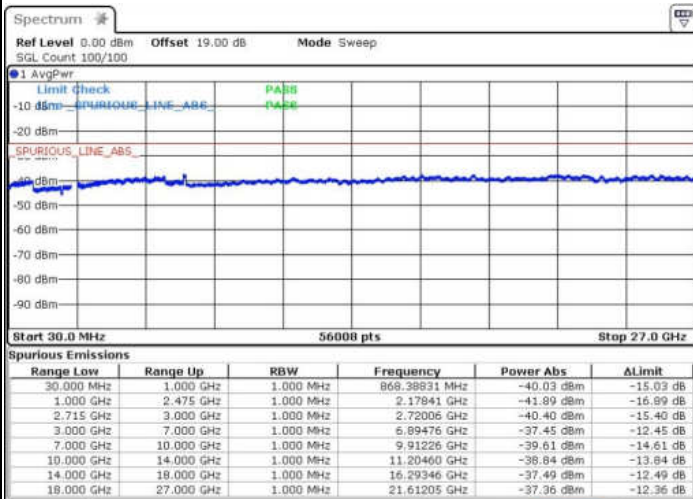


Date: 12.FEB.2016 07:34:24



Date: 12.FEB.2016 07:33:31

Lowest Channel / 64QAM

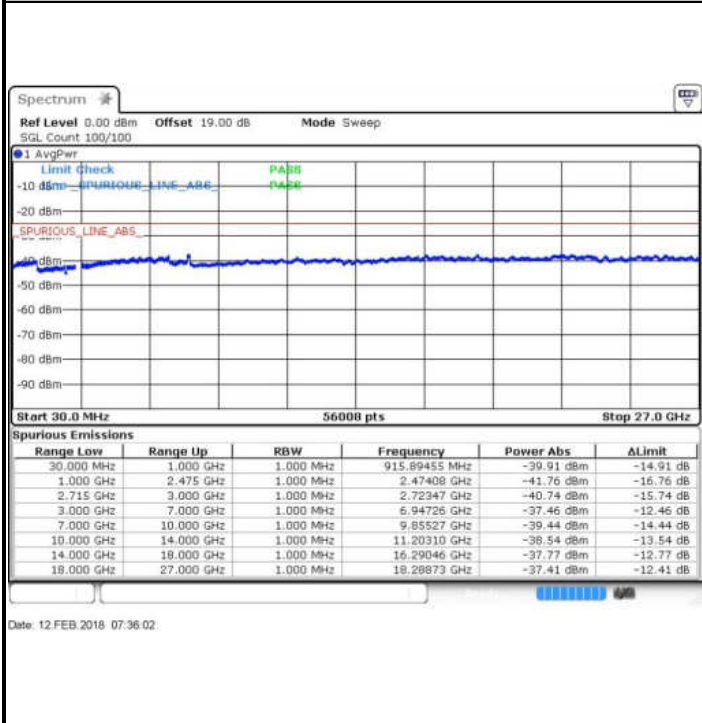


Date: 12.FEB.2016 07:30:20

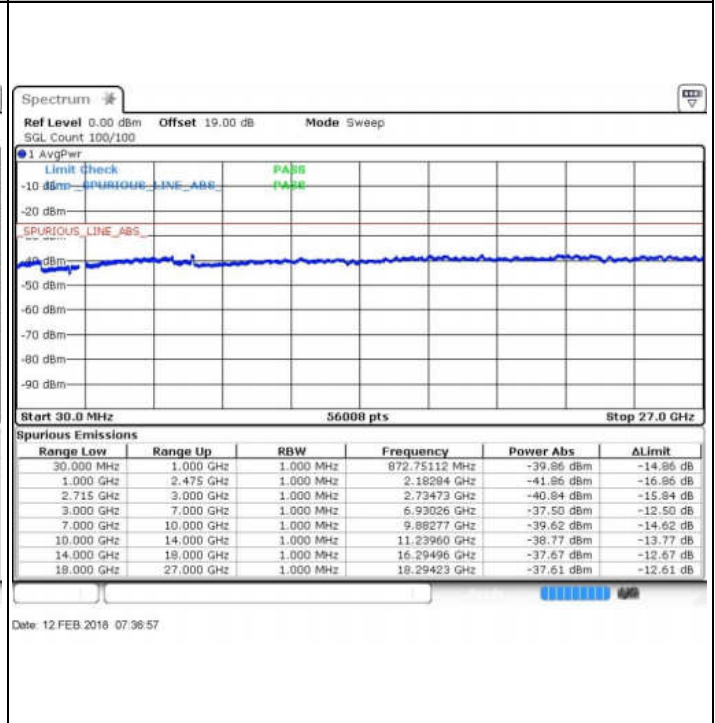


**LTE Band 41 / 20MHz+15MHz**

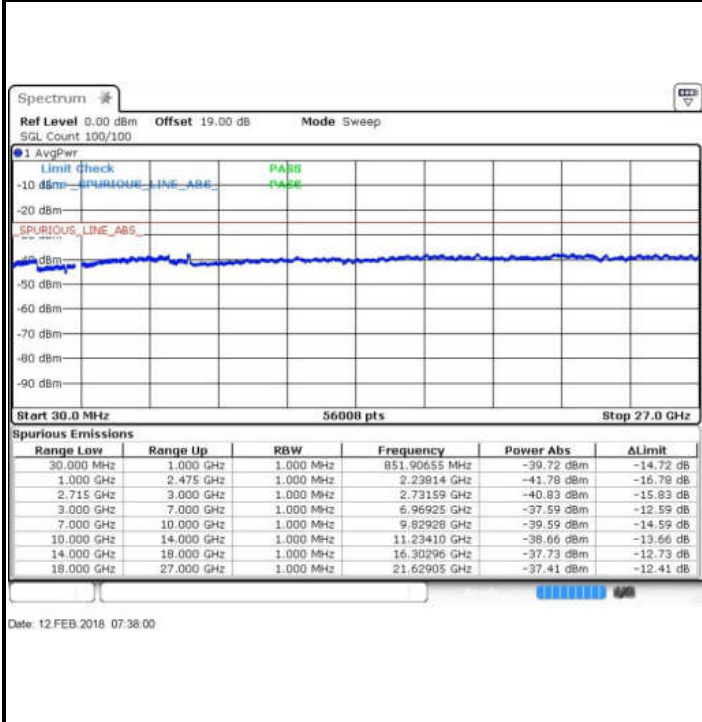
**Middle Channel / QPSK**



**Middle Channel / 16QAM**



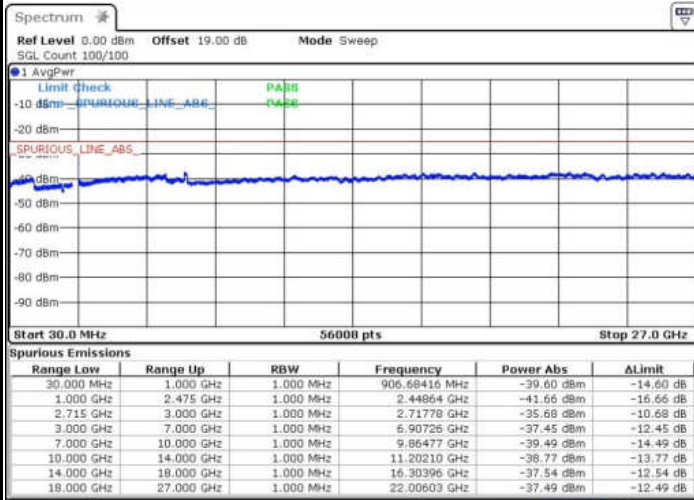
**Middle Channel / 64QAM**





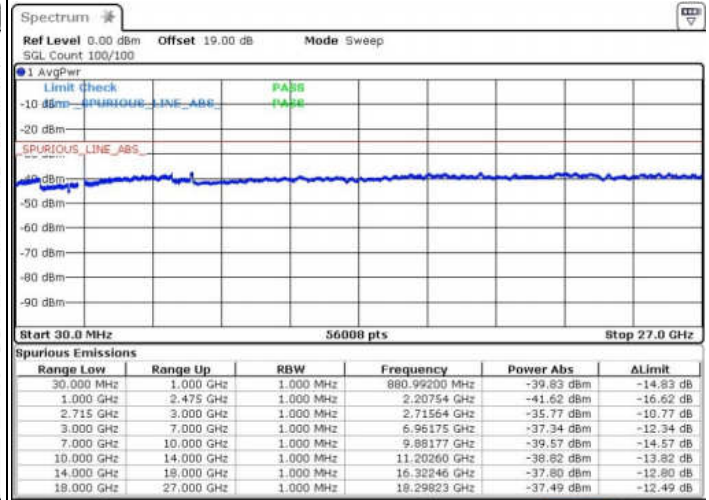
LTE Band 41 / 20MHz+15MHz

Highest Channel / QPSK



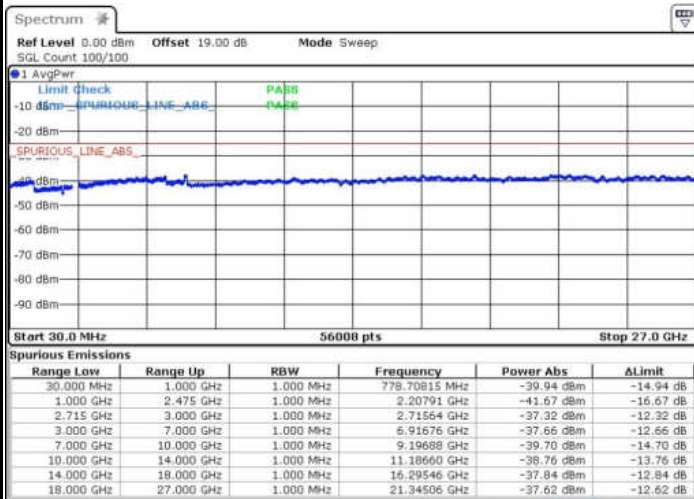
Date: 12.FEB.2016 07:48:14

Highest Channel / 16QAM



Date: 12.FEB.2016 07:48:24

Highest Channel / 64QAM

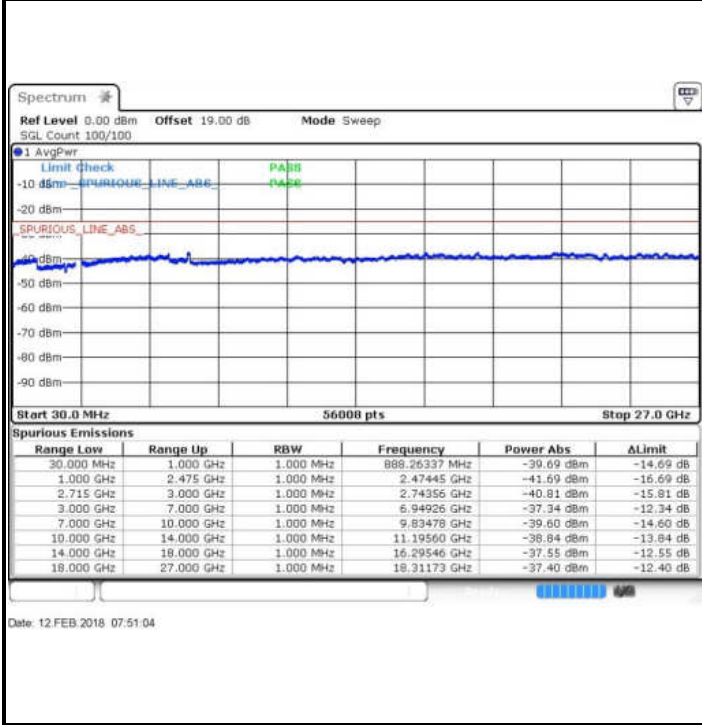


Date: 12.FEB.2016 07:47:28

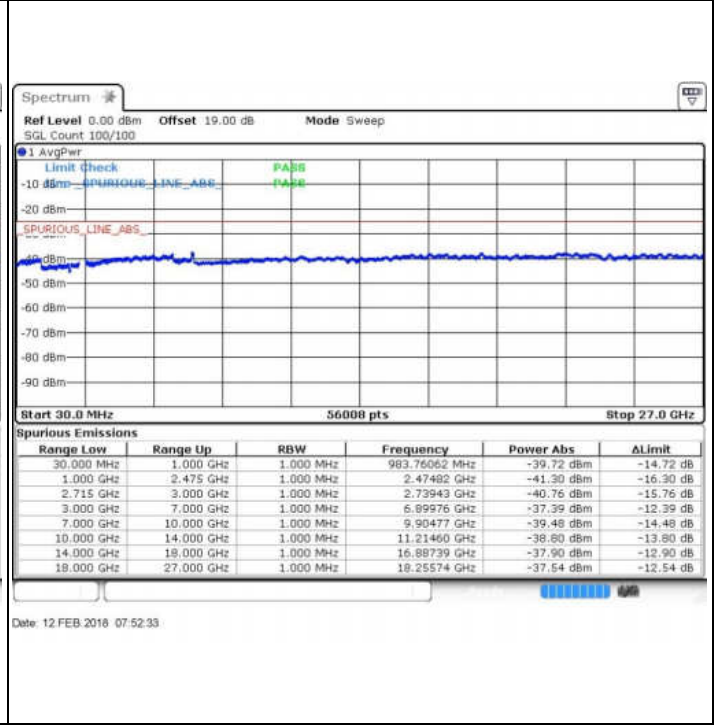


**LTE Band 41 / 20MHz+20MHz**

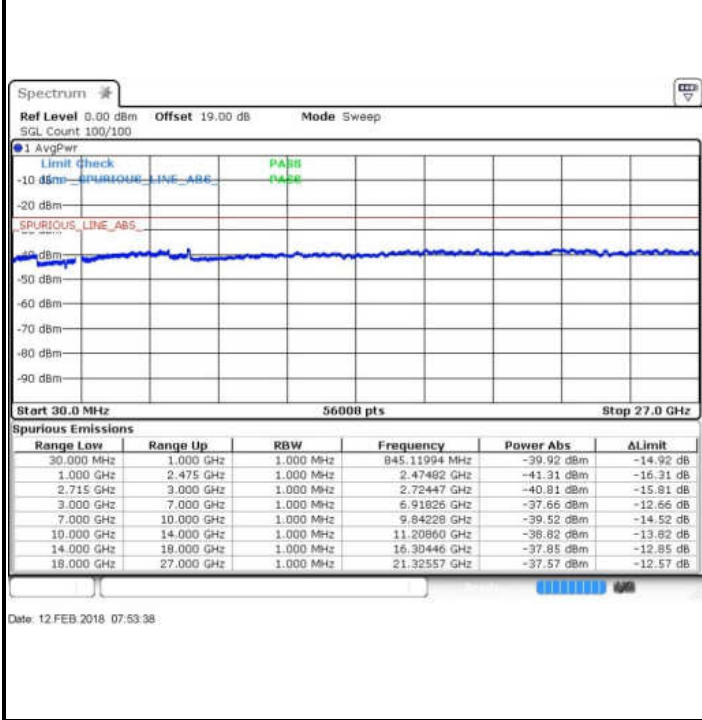
**Lowest Channel / QPSK**



**Lowest Channel / 16QAM**



**Lowest Channel / 64QAM**

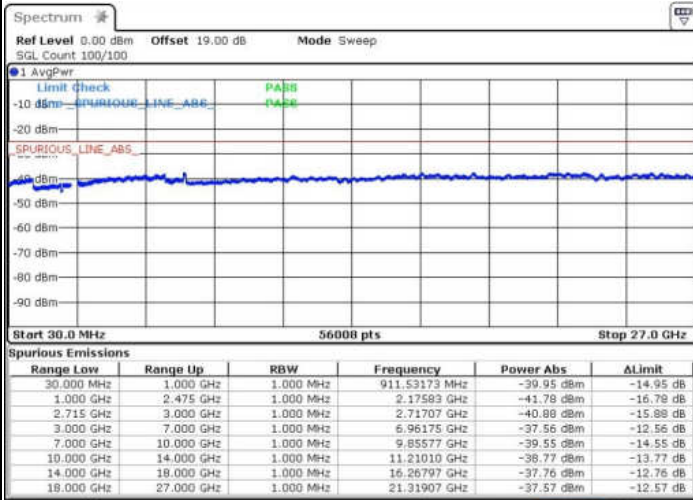




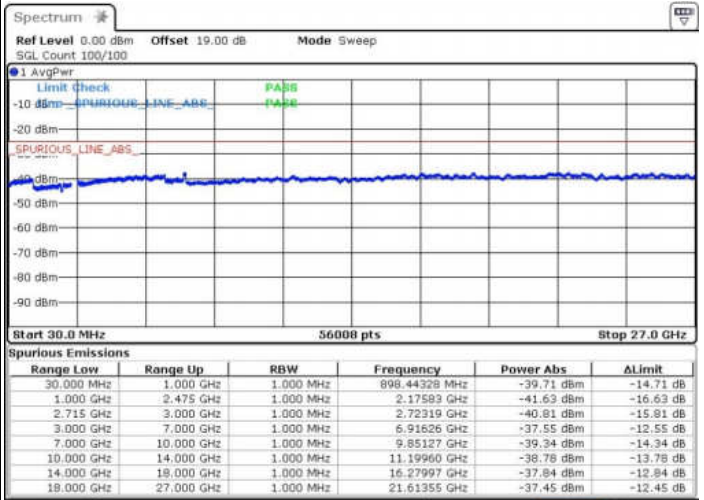
LTE Band 41 / 20MHz+20MHz

Middle Channel / QPSK

Middle Channel / 16QAM

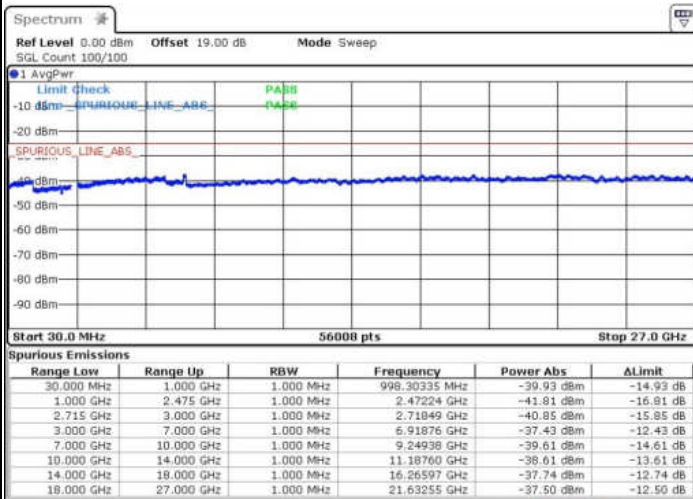


Date: 12.FEB.2016 08:01:49



Date: 12.FEB.2016 08:00:58

Middle Channel / 64QAM

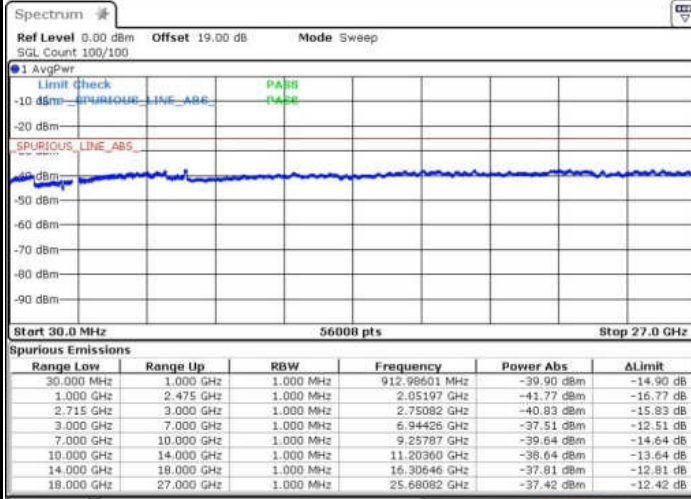


Date: 12.FEB.2016 08:00:12



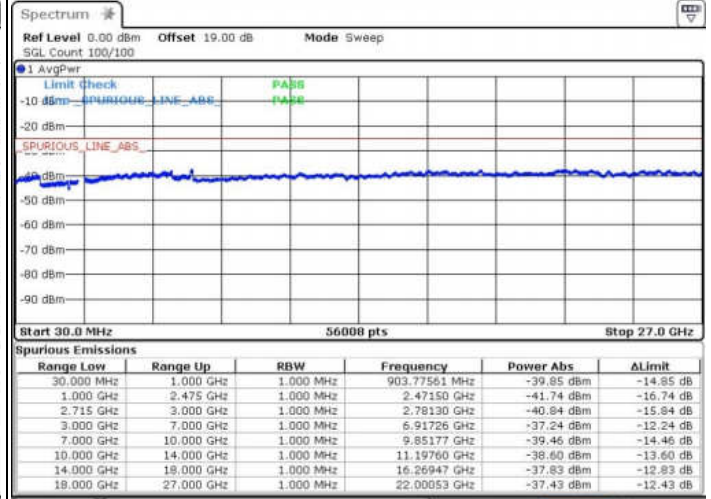
LTE Band 41 / 20MHz+20MHz

Highest Channel / QPSK



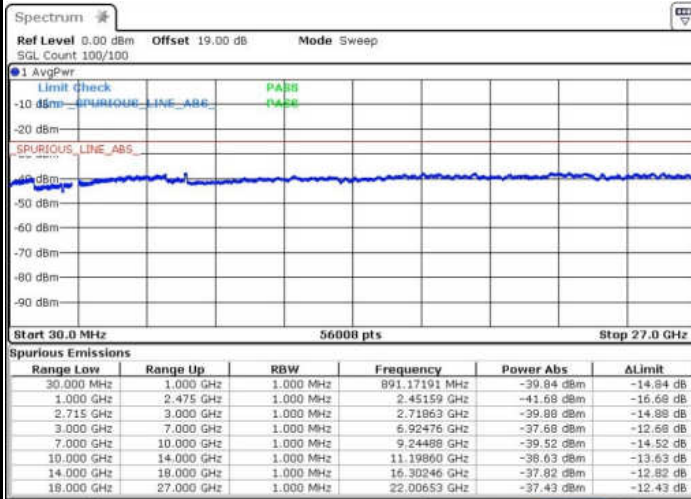
Date: 12.FEB.2016 08:03:04

Highest Channel / 16QAM



Date: 12.FEB.2016 08:03:53

Highest Channel / 64QAM



Date: 12.FEB.2016 08:04:47



Frequency Stability

Test Conditions		LTE Band 2 (QPSK) / Middle Channel	Limit
Temperature (°C)	Voltage (Volt)	BW 10MHz	Note 2.
		Deviation (ppm)	Result
50	Normal Voltage	0.0006	PASS
40	Normal Voltage	0.0004	
30	Normal Voltage	0.0015	
20(Ref.)	Normal Voltage	0.0000	
10	Normal Voltage	0.0005	
0	Normal Voltage	0.0017	
-10	Normal Voltage	0.0021	
-20	Normal Voltage	0.0001	
-30	Normal Voltage	0.0022	
20	Maximum Voltage	0.0003	
20	Normal Voltage	0.0002	
20	Battery End Point	0.0016	

Note:

1. Normal Voltage =3.8 V. ; Battery End Point (BEP) =3.6 V. ; Maximum Voltage =4.4 V.
2. Note: The frequency fundamental emissions stay within the authorized frequency block.



Test Conditions		LTE Band 4 (QPSK) / Middle Channel	Limit
Temperature (°C)	Voltage (Volt)	BW 10MHz	Note 2.
		Deviation (ppm)	Result
50	Normal Voltage	0.0033	PASS
40	Normal Voltage	0.0003	
30	Normal Voltage	0.0038	
20(Ref.)	Normal Voltage	0.0000	
10	Normal Voltage	0.0008	
0	Normal Voltage	0.0009	
-10	Normal Voltage	0.0024	
-20	Normal Voltage	0.0006	
-30	Normal Voltage	0.0029	
20	Maximum Voltage	0.0032	
20	Normal Voltage	0.0002	
20	Battery End Point	0.0003	

**Note:**

1. Normal Voltage =3.8 V. ; Battery End Point (BEP) =3.6 V. ; Maximum Voltage =4.4 V.
2. Note: The frequency fundamental emissions stay within the authorized frequency block.



Test Conditions		LTE Band 5 (QPSK) / Middle Channel	Limit
Temperature (°C)	Voltage (Volt)	BW 10MHz	2.5ppm
		Deviation (ppm)	Result
50	Normal Voltage	0.0060	PASS
40	Normal Voltage	0.0020	
30	Normal Voltage	0.0007	
20(Ref.)	Normal Voltage	0.0000	
10	Normal Voltage	0.0055	
0	Normal Voltage	0.0080	
-10	Normal Voltage	0.0063	
-20	Normal Voltage	0.0022	
-30	Normal Voltage	0.0026	
20	Maximum Voltage	0.0016	
20	Normal Voltage	0.0001	
20	Battery End Point	0.0062	

**Note:**

1. Normal Voltage =3.8 V. ; Battery End Point (BEP) =3.6 V. ; Maximum Voltage =4.4 V.
2. Note: The frequency fundamental emissions stay within the authorized frequency block.



Test Conditions		LTE Band 7 (QPSK) / Middle Channel	Limit
Temperature (°C)	Voltage (Volt)	BW 10MHz	Note 2.
		Deviation (ppm)	Result
50	Normal Voltage	0.0023	PASS
40	Normal Voltage	0.0028	
30	Normal Voltage	0.0008	
20(Ref.)	Normal Voltage	0.0000	
10	Normal Voltage	0.0019	
0	Normal Voltage	0.0032	
-10	Normal Voltage	0.0002	
-20	Normal Voltage	0.0004	
-30	Normal Voltage	0.0020	
20	Maximum Voltage	0.0006	
20	Normal Voltage	0.0024	
20	Battery End Point	0.0027	

**Note:**

1. Normal Voltage =3.8 V. ; Battery End Point (BEP) =3.6 V. ; Maximum Voltage =4.4 V.
2. Note: The frequency fundamental emissions stay within the authorized frequency block.



Test Conditions		LTE Band 12 (QPSK) / Middle Channel	Limit
Temperature (°C)	Voltage (Volt)	BW 10MHz	Note 2.
		Deviation (ppm)	Result
50	Normal Voltage	0.0011	PASS
40	Normal Voltage	0.0024	
30	Normal Voltage	0.0090	
20(Ref.)	Normal Voltage	0.0000	
10	Normal Voltage	0.0102	
0	Normal Voltage	0.0006	
-10	Normal Voltage	0.0023	
-20	Normal Voltage	0.0076	
-30	Normal Voltage	0.0068	
20	Maximum Voltage	0.0011	
20	Normal Voltage	0.0007	
20	Battery End Point	0.0106	

**Note:**

1. Normal Voltage =3.8 V. ; Battery End Point (BEP) =3.6 V. ; Maximum Voltage =4.4 V.
2. Note: The frequency fundamental emissions stay within the authorized frequency block.



Test Conditions		LTE Band 13 (QPSK) / Middle Channel	Limit
Temperature (°C)	Voltage (Volt)	BW 10MHz	Note 2.
		Deviation (ppm)	Result
50	Normal Voltage	0.0090	PASS
40	Normal Voltage	0.0017	
30	Normal Voltage	0.0061	
20(Ref.)	Normal Voltage	0.0000	
10	Normal Voltage	0.0005	
0	Normal Voltage	0.0014	
-10	Normal Voltage	0.0074	
-20	Normal Voltage	0.0006	
-30	Normal Voltage	0.0026	
20	Maximum Voltage	0.0072	
20	Normal Voltage	0.0009	
20	Battery End Point	0.0008	

**Note:**

1. Normal Voltage =3.8 V. ; Battery End Point (BEP) =3.6 V. ; Maximum Voltage =4.4 V.
2. Note: The frequency fundamental emissions stay within the authorized frequency block.



Test Conditions		LTE Band 17 (QPSK) / Middle Channel	Limit
Temperature (°C)	Voltage (Volt)	BW 10MHz	Note 2.
		Deviation (ppm)	Result
50	Normal Voltage	0.0018	PASS
40	Normal Voltage	0.0013	
30	Normal Voltage	0.0044	
20(Ref.)	Normal Voltage	0.0000	
10	Normal Voltage	0.0052	
0	Normal Voltage	0.0059	
-10	Normal Voltage	0.0007	
-20	Normal Voltage	0.0062	
-30	Normal Voltage	0.0066	
20	Maximum Voltage	0.0003	
20	Normal Voltage	0.0004	
20	Battery End Point	0.0045	

**Note:**

1. Normal Voltage =3.8 V. ; Battery End Point (BEP) =3.6 V. ; Maximum Voltage =4.4 V.
2. Note: The frequency fundamental emissions stay within the authorized frequency block.



Test Conditions		LTE Band 25 (QPSK) / Middle Channel	Limit
Temperature (°C)	Voltage (Volt)	BW 10MHz	Note 2.
		Deviation (ppm)	Result
50	Normal Voltage	0.0006	PASS
40	Normal Voltage	0.0002	
30	Normal Voltage	0.0018	
20(Ref.)	Normal Voltage	0.0000	
10	Normal Voltage	0.0017	
0	Normal Voltage	0.0021	
-10	Normal Voltage	0.0007	
-20	Normal Voltage	0.0019	
-30	Normal Voltage	0.0026	
20	Maximum Voltage	0.0003	
20	Normal Voltage	0.0004	
20	Battery End Point	0.0021	

**Note:**

1. Normal Voltage =3.8 V. ; Battery End Point (BEP) =3.6 V. ; Maximum Voltage =4.4 V.
2. Note: The frequency fundamental emissions stay within the authorized frequency block.



Test Conditions		LTE Band 26 (QPSK) / Middle Channel	Limit
Temperature (°C)	Voltage (Volt)	BW 10MHz	Note 2.
		Deviation (ppm)	Result
50	Normal Voltage	0.0081	PASS
40	Normal Voltage	0.0081	
30	Normal Voltage	0.0010	
20(Ref.)	Normal Voltage	0.0000	
10	Normal Voltage	0.0078	
0	Normal Voltage	0.0074	
-10	Normal Voltage	0.0080	
-20	Normal Voltage	0.0001	
-30	Normal Voltage	0.0004	
20	Maximum Voltage	0.0013	
20	Normal Voltage	0.0067	
20	Battery End Point	0.0005	

**Note:**

1. Normal Voltage =3.8 V. ; Battery End Point (BEP) =3.6 V. ; Maximum Voltage =4.4 V.
2. Note: The frequency fundamental emissions stay within the authorized frequency block.



Test Conditions		LTE Band 38 (QPSK) / Middle Channel	Limit
Temperature (°C)	Voltage (Volt)	BW 10MHz	Note 2.
		Deviation (ppm)	Result
50	Normal Voltage	0.0018	PASS
40	Normal Voltage	0.0015	
30	Normal Voltage	0.0001	
20(Ref.)	Normal Voltage	0.0000	
10	Normal Voltage	0.0011	
0	Normal Voltage	0.0014	
-10	Normal Voltage	0.0005	
-20	Normal Voltage	0.0017	
-30	Normal Voltage	0.0011	
20	Maximum Voltage	0.0018	
20	Normal Voltage	0.0009	
20	Battery End Point	0.0006	

**Note:**

1. Normal Voltage =3.8 V. ; Battery End Point (BEP) =3.6 V. ; Maximum Voltage =4.4 V.
2. Note: The frequency fundamental emissions stay within the authorized frequency block.



Test Conditions		LTE Band 41 (QPSK) / Middle Channel	Limit
Temperature (°C)	Voltage (Volt)	BW 10MHz	Note 2.
		Deviation (ppm)	Result
50	Normal Voltage	0.0009	PASS
40	Normal Voltage	0.0014	
30	Normal Voltage	0.0017	
20(Ref.)	Normal Voltage	0.0000	
10	Normal Voltage	0.0012	
0	Normal Voltage	0.0010	
-10	Normal Voltage	0.0008	
-20	Normal Voltage	0.0004	
-30	Normal Voltage	0.0011	
20	Maximum Voltage	0.0013	
20	Normal Voltage	0.0010	
20	Battery End Point	0.0005	

Note:

1. Normal Voltage =3.8 V. ; Battery End Point (BEP) =3.6 V. ; Maximum Voltage =4.4 V.
2. Note: The frequency fundamental emissions stay within the authorized frequency block.



Test Conditions		LTE Band 66 (QPSK) / Middle Channel	Limit
Temperature (°C)	Voltage (Volt)	BW 10MHz	Note 2.
		Deviation (ppm)	Result
50	Normal Voltage	0.0012	PASS
40	Normal Voltage	0.0025	
30	Normal Voltage	0.0003	
20(Ref.)	Normal Voltage	0.0000	
10	Normal Voltage	0.0035	
0	Normal Voltage	0.0005	
-10	Normal Voltage	0.0002	
-20	Normal Voltage	0.0020	
-30	Normal Voltage	0.0005	
20	Maximum Voltage	0.0029	
20	Normal Voltage	0.0006	
20	Battery End Point	0.0008	

**Note:**

1. Normal Voltage =3.8 V. ; Battery End Point (BEP) =3.6 V. ; Maximum Voltage =4.4 V.
2. Note: The frequency fundamental emissions stay within the authorized frequency block.



## Appendix B. Test Results of Radiated Test

### Radiated Spurious Emission

LTE Band 2 / 20MHz / QPSK									
Channel	Frequency ( MHz )	EIRP ( dBm )	Limit ( dBm )	Over Limit ( dB )	SPA Reading (dBm)	S.G. Power ( dBm )	TX Cable loss ( dB )	TX Antenna Gain (dBi)	Polarization (H/V)
Middle	3742	-55.58	-13	-42.58	-71	-65.84	2.00	12.25	H
	5611	-49.99	-13	-36.99	-67.75	-60.22	2.13	12.36	H
	7487	-54.49	-13	-41.49	-74.8	-62.39	2.12	10.02	H
	3742	-58.03	-13	-45.03	-72.96	-68.29	2.00	12.25	V
	5611	-51.56	-13	-38.56	-69.29	-61.79	2.13	12.36	V
	7487	-53.90	-13	-40.90	-74.57	-61.80	2.12	10.02	V

Remark: Spurious emissions within 30-1000MHz were found more than 20dB below limit line.

LTE Band 4 / 20MHz / QPSK									
Channel	Frequency ( MHz )	EIRP ( dBm )	Limit ( dBm )	Over Limit ( dB )	SPA Reading (dBm)	S.G. Power ( dBm )	TX Cable loss ( dB )	TX Antenna Gain (dBi)	Polarization (H/V)
Middle	3465	-54.55	-13	-41.55	-69.98	-65.00	1.84	12.30	H
	5198	-42.95	-13	-29.95	-60.27	-52.81	2.28	12.14	H
	6930	-56.51	-13	-43.51	-75.59	-65.08	2.40	10.97	H
	3465	-59.85	-13	-46.85	-75.02	-70.30	1.84	12.30	V
	5198	-58.67	-13	-45.67	-76.23	-68.53	2.28	12.14	V
	6930	-55.40	-13	-42.40	-75.61	-63.97	2.40	10.97	V

Remark: Spurious emissions within 30-1000MHz were found more than 20dB below limit line.



LTE Band 5 / 10MHz / QPSK									
Channel	Frequency ( MHz )	ERP ( dBm )	Limit ( dBm )	Over Limit ( dB )	SPA Reading (dBm)	S.G. Power ( dBm )	TX Cable loss ( dB )	TX Antenna Gain (dBi)	Polarization (H/V)
Middle	1682	-64.91	-13	-51.91	-74.16	-70.41	1.24	8.89	H
	2523	-61.66	-13	-48.66	-74.13	-68.59	1.44	10.52	H
	3364	-60.59	-13	-47.59	-74.98	-68.67	1.76	11.99	H
	1682	-64.20	-13	-51.20	-72.76	-69.70	1.24	8.89	V
	2523	-62.42	-13	-49.42	-74.62	-69.35	1.44	10.52	V
	3364	-60.94	-13	-47.94	-75.15	-69.02	1.76	11.99	V

Remark: Spurious emissions within 30-1000MHz were found more than 20dB below limit line.

LTE Band 7 / 20MHz / QPSK									
Channel	Frequency ( MHz )	EIRP ( dBm )	Limit ( dBm )	Over Limit ( dB )	SPA Reading (dBm)	S.G. Power ( dBm )	TX Cable loss ( dB )	TX Antenna Gain (dBi)	Polarization (H/V)
Middle	5088	-57.08	-25	-32.08	-74.79	-66.87	2.32	12.12	H
	7632	-54.20	-25	-29.20	-74.91	-62.56	2.11	10.48	H
	10179	-48.78	-25	-23.78	-74.92	-58.57	2.08	11.87	H
	5088	-58.20	-25	-33.20	-76.11	-67.99	2.32	12.12	V
	7632	-54.44	-25	-29.44	-75.05	-62.80	2.11	10.48	V
	10179	-49.06	-25	-24.06	-74.85	-58.85	2.08	11.87	V

Remark: Spurious emissions within 30-1000MHz were found more than 20dB below limit line.



LTE Band 12 / 10MHz / QPSK									
Channel	Frequency ( MHz )	ERP ( dBm )	Limit ( dBm )	Over Limit ( dB )	SPA Reading (dBm)	S.G. Power ( dBm )	TX Cable loss ( dB )	TX Antenna Gain (dBi)	Polarization (H/V)
Middle	1406	-63.34	-13.00	-50.34	-72.99	-67.81	1.15	7.77	H
	2109	-62.54	-13.00	-49.54	-74.75	-69.20	1.38	10.19	H
	2812	-60.66	-13.00	-47.66	-74.11	-67.81	1.45	10.75	H
	1406	-63.79	-13.00	-50.79	-73.29	-68.26	1.15	7.77	V
	2109	-62.01	-13.00	-49.01	-74.33	-68.67	1.38	10.19	V
	2812	-60.93	-13.00	-47.93	-74.59	-68.08	1.45	10.75	V

Remark: Spurious emissions within 30-1000MHz were found more than 20dB below limit line.

LTE Band 13 / 5MHz / QPSK									
Channel	Frequency ( MHz )	ERP ( dBm )	Limit ( dBm )	Over Limit ( dB )	SPA Reading (dBm)	S.G. Power ( dBm )	TX Cable loss ( dB )	TX Antenna Gain (dBi)	Polarization (H/V)
Middle	1559	-63.72	-42.15	-21.57	-73.39	-68.80	1.19	8.42	H
	2339	-60.92	-13	-47.92	-74.06	-67.73	1.41	10.37	H
	3119	-60.05	-13	-47.05	-74.70	-67.60	1.56	11.26	H
	1559	-64.37	-42.15	-22.22	-73.03	-69.45	1.19	8.42	V
	2339	-61.15	-13	-48.15	-74.25	-67.96	1.41	10.37	V
	3119	-60.57	-13	-47.57	-74.81	-68.12	1.56	11.26	V

Remark: Spurious emissions within 30-1000MHz were found more than 20dB below limit line.



LTE Band 13 / 10MHz / QPSK									
Channel	Frequency ( MHz )	ERP ( dBm )	Limit ( dBm )	Over Limit ( dB )	SPA Reading (dBm)	S.G. Power ( dBm )	TX Cable loss ( dB )	TX Antenna Gain (dBi)	Polarization (H/V)
Middle	1555	-63.95	-13	-50.95	-73.62	-69.02	1.19	8.41	H
	2332	-61.18	-13	-48.18	-74.43	-67.98	1.41	10.37	H
	3110	-59.98	-13	-46.98	-74.54	-67.51	1.55	11.23	H
	1555	-64.84	-13	-51.84	-73.5	-69.91	1.19	8.41	V
	2332	-61.30	-13	-48.30	-74.56	-68.10	1.41	10.37	V
	3110	-60.51	-13	-47.51	-74.63	-68.04	1.55	11.23	V

Remark: Spurious emissions within 30-1000MHz were found more than 20dB below limit line.

LTE Band 17 / 10MHz / QPSK									
Channel	Frequency ( MHz )	ERP ( dBm )	Limit ( dBm )	Over Limit ( dB )	SPA Reading (dBm)	S.G. Power ( dBm )	TX Cable loss ( dB )	TX Antenna Gain (dBi)	Polarization (H/V)
Middle	1412	-69.60	-13	-56.60	-70.76	-71.58	1.00	5.12	H
	2116	-58.00	-13	-45.00	-66.52	-61.23	1.24	6.62	H
	2822.36	-67.58	-13	-54.58	-77.18	-71.47	1.42	7.46	H
	1412	-70.16	-13	-57.16	-74.40	-72.14	1.00	5.12	V
	2116	-59.79	-13	-46.79	-69.06	-63.02	1.24	6.62	V
	2822	-65.72	-13	-52.72	-77.04	-69.61	1.42	7.46	V

Remark: Spurious emissions within 30-1000MHz were found more than 20dB below limit line.



LTE Band 25 / 20MHz / QPSK									
Channel	Frequency ( MHz )	EIRP ( dBm )	Limit ( dBm )	Over Limit ( dB )	SPA Reading (dBm)	S.G. Power ( dBm )	TX Cable loss ( dB )	TX Antenna Gain (dBi)	Polarization (H/V)
Middle	3741	-64.36	-13	-51.36	-78.60	-66.07	5.08	6.80	H
	5613	-61.90	-13	-48.90	-78.70	-63.57	8.03	9.70	H
	7485	-58.04	-13	-45.04	-79.34	-60.42	9.43	11.81	H
	3741	-66.16	-13	-53.16	-78.59	-67.87	5.08	6.80	V
	5613	-62.88	-13	-49.88	-79.97	-64.55	8.03	9.70	V
	7485	-58.21	-13	-45.21	-79.35	-60.59	9.43	11.81	V

Remark: Spurious emissions within 30-1000MHz were found more than 20dB below limit line.

LTE Band 26 / 15MHz / QPSK									
Channel	Frequency ( MHz )	ERP ( dBm )	Limit ( dBm )	Over Limit ( dB )	SPA Reading (dBm)	S.G. Power ( dBm )	TX Cable loss ( dB )	TX Antenna Gain (dBi)	Polarization (H/V)
Middle	1660	-70.06	-13	-57.06	-75.15	-71.97	1.14	5.20	H
	2490	-65.45	-13	-52.45	-76.56	-68.08	1.12	5.90	H
	3318	-67.36	-13	-54.36	-77.33	-70.57	1.34	6.70	H
	1660	-69.17	-13	-56.17	-74.50	-71.08	1.14	5.20	V
	2490	-67.00	-13	-54.00	-76.66	-69.63	1.12	5.90	V
	3318	-66.63	-13	-53.63	-76.76	-69.84	1.34	6.70	V

Remark: Spurious emissions within 30-1000MHz were found more than 20dB below limit line.



LTE Band 38 / 20MHz / QPSK									
Channel	Frequency ( MHz )	EIRP ( dBm )	Limit ( dBm )	Over Limit ( dB )	SPA Reading (dBm)	S.G. Power ( dBm )	TX Cable loss ( dB )	TX Antenna Gain (dBi)	Polarization (H/V)
Middle	5238	-55.52	-25	-30.52	-72.93	-65.41	2.26	12.15	H
	7856	-51.23	-25	-26.23	-72.8	-60.40	2.11	11.28	H
	10476	-48.91	-25	-23.91	-74.95	-58.35	2.55	11.99	H
	5238	-57.67	-25	-32.67	-75.28	-67.56	2.26	12.15	V
	7856	-51.93	-25	-26.93	-73.73	-61.10	2.11	11.28	V
	10476	-48.53	-25	-23.53	-74.87	-57.97	2.55	11.99	V

Remark: Spurious emissions within 30-1000MHz were found more than 20dB below limit line.

LTE Band 41 / 15MHz / QPSK									
Channel	Frequency ( MHz )	EIRP ( dBm )	Limit ( dBm )	Over Limit ( dB )	SPA Reading (dBm)	S.G. Power ( dBm )	TX Cable loss ( dB )	TX Antenna Gain (dBi)	Polarization (H/V)
Middle	5184	-57.85	-25	-32.85	-75.22	-67.70	2.28	12.14	H
	7776	-44.73	-25	-19.73	-65.77	-53.61	2.11	10.99	H
	10368	-48.59	-25	-23.59	-74.69	-58.16	2.38	11.95	H
	5184	-57.72	-25	-32.72	-75.33	-67.57	2.28	12.14	V
	7776	-52.59	-25	-27.59	-73.86	-61.47	2.11	10.99	V
	10368	-48.62	-25	-23.62	-74.79	-58.19	2.38	11.95	V

Remark: Spurious emissions within 30-1000MHz were found more than 20dB below limit line.



LTE Band 41 CA / 20M+20M / QPSK									
Channel	Frequency ( MHz )	EIRP ( dBm )	Limit ( dBm )	Over Limit ( dB )	SPA Reading (dBm)	S.G. Power ( dBm )	TX Cable loss ( dB )	TX Antenna Gain (dBi)	Polarization (H/V)
Middle	5186.00	-57.48	-25	-32.48	-80.81	-65.24	4.94	12.70	H
	7779.00	-51.58	-25	-26.58	-81.19	-56.72	6.56	11.70	H
	10372.00	-53.60	-25	-28.60	-82.83	-58.04	7.66	12.10	H
	5186.00	-58.89	-25	-33.89	-80.93	-66.65	4.94	12.70	V
	7779.00	-52.35	-25	-27.35	-81.29	-57.49	6.56	11.70	V
	10372.00	-55.95	-25	-30.95	-83.01	-60.39	7.66	12.10	V

Remark: Spurious emissions within 30-1000MHz were found more than 20dB below limit line.

LTE Band 41 CA / 20M+15M / QPSK									
Channel	Frequency ( MHz )	EIRP ( dBm )	Limit ( dBm )	Over Limit ( dB )	SPA Reading (dBm)	S.G. Power ( dBm )	TX Cable loss ( dB )	TX Antenna Gain (dBi)	Polarization (H/V)
Middle	5188.30	-57.76	-25	-32.76	-81.09	-65.52	4.94	12.70	H
	7782.45	-51.60	-25	-26.60	-81.21	-56.74	6.56	11.70	H
	10376.60	-54.06	-25	-29.06	-83.29	-58.50	7.66	12.10	H
	5188.30	-59.25	-25	-34.25	-81.29	-67.01	4.94	12.70	V
	7782.45	-52.28	-25	-27.28	-81.22	-57.42	6.56	11.70	V
	10376.60	-56.39	-25	-31.39	-83.45	-60.83	7.66	12.10	V

Remark: Spurious emissions within 30-1000MHz were found more than 20dB below limit line.



LTE Band 41 CA / 15M+20M / QPSK									
Channel	Frequency ( MHz )	EIRP ( dBm )	Limit ( dBm )	Over Limit ( dB )	SPA Reading (dBm)	S.G. Power ( dBm )	TX Cable loss ( dB )	TX Antenna Gain (dBi)	Polarization (H/V)
Middle	5183.70	-57.80	-25	-32.80	-81.13	-65.56	4.94	12.70	H
	7775.55	-51.85	-25	-26.85	-81.46	-56.99	6.56	11.70	H
	10367.40	-54.09	-25	-29.09	-83.32	-58.53	7.66	12.10	H
	5183.70	-59.03	-25	-34.03	-81.07	-66.79	4.94	12.70	V
	7775.55	-52.11	-25	-27.11	-81.05	-57.25	6.56	11.70	V
	10367.40	-59.11	-25	-34.11	-86.17	-63.55	7.66	12.10	V

Remark: Spurious emissions within 30-1000MHz were found more than 20dB below limit line.

LTE Band 41 CA / 15M+15M / QPSK									
Channel	Frequency ( MHz )	EIRP ( dBm )	Limit ( dBm )	Over Limit ( dB )	SPA Reading (dBm)	S.G. Power ( dBm )	TX Cable loss ( dB )	TX Antenna Gain (dBi)	Polarization (H/V)
Middle	5186.00	-57.84	-25	-32.84	-81.17	-65.60	4.94	12.70	H
	7779.00	-51.70	-25	-26.70	-81.31	-56.84	6.56	11.70	H
	10372.00	-54.00	-25	-29.00	-83.23	-58.44	7.66	12.10	H
	5186.00	-59.20	-25	-34.20	-81.24	-66.96	4.94	12.70	V
	7779.00	-52.53	-25	-27.53	-81.47	-57.67	6.56	11.70	V
	10372.00	-56.19	-25	-31.19	-83.25	-60.63	7.66	12.10	V

Remark: Spurious emissions within 30-1000MHz were found more than 20dB below limit line.



LTE Band 41 CA / 20M+10M / QPSK									
Channel	Frequency ( MHz )	EIRP ( dBm )	Limit ( dBm )	Over Limit ( dB )	SPA Reading (dBm)	S.G. Power ( dBm )	TX Cable loss ( dB )	TX Antenna Gain (dBi)	Polarization (H/V)
Middle	5190.60	-57.90	-25	-32.90	-81.23	-65.66	4.94	12.70	H
	7785.90	-51.63	-25	-26.63	-81.24	-56.77	6.56	11.70	H
	10381.20	-54.29	-25	-29.29	-83.52	-58.73	7.66	12.10	H
	5190.60	-59.21	-25	-34.21	-81.25	-66.97	4.94	12.70	V
	7785.90	-52.28	-25	-27.28	-81.22	-57.42	6.56	11.70	V
	10381.20	-56.25	-25	-31.25	-83.31	-60.69	7.66	12.10	V

Remark: Spurious emissions within 30-1000MHz were found more than 20dB below limit line.

LTE Band 41 CA / 10M+20M / QPSK									
Channel	Frequency ( MHz )	EIRP ( dBm )	Limit ( dBm )	Over Limit ( dB )	SPA Reading (dBm)	S.G. Power ( dBm )	TX Cable loss ( dB )	TX Antenna Gain (dBi)	Polarization (H/V)
Middle	5181.60	-57.48	-25	-32.48	-80.81	-65.24	4.94	12.70	H
	7764.00	-51.38	-25	-26.38	-80.99	-56.52	6.56	11.70	H
	10350.00	-53.67	-25	-28.67	-82.90	-58.11	7.66	12.10	H
	5181.60	-58.89	-25	-33.89	-80.93	-66.65	4.94	12.70	V
	7764.00	-52.25	-25	-27.25	-81.19	-57.39	6.56	11.70	V
	10350.00	-55.88	-25	-30.88	-82.94	-60.32	7.66	12.10	V

Remark: Spurious emissions within 30-1000MHz were found more than 20dB below limit line.



LTE Band 41 CA / 20M+5M / QPSK									
Channel	Frequency ( MHz )	EIRP ( dBm )	Limit ( dBm )	Over Limit ( dB )	SPA Reading (dBm)	S.G. Power ( dBm )	TX Cable loss ( dB )	TX Antenna Gain (dBi)	Polarization (H/V)
Middle	5192.70	-57.76	-25	-32.76	-81.09	-65.52	4.94	12.70	H
	7789.05	-51.62	-25	-26.62	-81.23	-56.76	6.56	11.70	H
	10385.40	-53.90	-25	-28.90	-83.13	-58.34	7.66	12.10	H
	5192.70	-59.25	-25	-34.25	-81.29	-67.01	4.94	12.70	V
	7789.05	-52.28	-25	-27.28	-81.22	-57.42	6.56	11.70	V
	10385.40	-56.11	-25	-31.11	-83.17	-60.55	7.66	12.10	V

Remark: Spurious emissions within 30-1000MHz were found more than 20dB below limit line.

LTE Band 41 CA / 5M+20M / QPSK									
Channel	Frequency ( MHz )	EIRP ( dBm )	Limit ( dBm )	Over Limit ( dB )	SPA Reading (dBm)	S.G. Power ( dBm )	TX Cable loss ( dB )	TX Antenna Gain (dBi)	Polarization (H/V)
Middle	5179.30	-57.89	-25	-32.89	-81.22	-65.65	4.94	12.70	H
	7768.95	-51.68	-25	-26.68	-81.29	-56.82	6.56	11.70	H
	10358.60	-53.98	-25	-28.98	-83.21	-58.42	7.66	12.10	H
	5179.30	-59.04	-25	-34.04	-81.08	-66.80	4.94	12.70	V
	7768.95	-52.30	-25	-27.30	-81.24	-57.44	6.56	11.70	V
	10358.60	-59.20	-25	-34.20	-86.26	-63.64	7.66	12.10	V

Remark: Spurious emissions within 30-1000MHz were found more than 20dB below limit line.



LTE Band 66 / 20MHz / QPSK									
Channel	Frequency ( MHz )	EIRP ( dBm )	Limit ( dBm )	Over Limit ( dB )	SPA Reading (dBm)	S.G. Power ( dBm )	TX Cable loss ( dB )	TX Antenna Gain (dBi)	Polarization (H/V)
Middle	3511	-59.23	-13	-46.23	-74.84	-69.75	1.88	12.39	H
	5261	-58.79	-13	-45.79	-76.28	-68.69	2.25	12.15	H
	7018	-56.06	-13	-43.06	-75.23	-64.52	2.41	10.87	H
	3511	-59.65	-13	-46.65	-74.94	-70.17	1.88	12.39	V
	5261	-57.59	-13	-44.59	-75.24	-67.49	2.25	12.15	V
	7018	-55.39	-13	-42.39	-75.55	-63.85	2.41	10.87	V

Remark: Spurious emissions within 30-1000MHz were found more than 20dB below limit line.