



FCC RF Test Report

APPLICANT : Motorola Mobility LLC
EQUIPMENT : Mobile Cellular Phone
BRAND NAME : Motorola
MODEL NAME : XT1926-5
FCC ID : IHDT56WL3
STANDARD : FCC Part 15 Subpart E §15.407
CLASSIFICATION : (NII) Unlicensed National Information Infrastructure

The product was received on Dec. 28, 2017 and testing was completed on Feb. 13, 2018. We, SPORTON INTERNATIONAL INC., would like to declare that the tested sample has been evaluated in accordance with the test procedures and has been in compliance with the applicable technical standards.

The test results in this report apply exclusively to the tested model / sample. Without written approval of SPORTON INTERNATIONAL INC., the test report shall not be reproduced except in full.

Reviewed by: Joseph Lin / Supervisor

Approved by: Jones Tsai / Manager



SPORTON INTERNATIONAL INC.

No. 52, Hwa Ya 1st Rd., Hwa Ya Technology Park, Kwei-Shan District, Tao Yuan City, Taiwan, R.O.C.



TABLE OF CONTENTS

1 GENERAL DESCRIPTION 5

1.1 Applicant 5

1.2 Manufacturer 5

1.3 Product Feature of Equipment Under Test 5

1.4 Product Specification of Equipment Under Test 6

1.5 Re-use of Measured Data 7

1.6 Specification of Accessory 8

1.7 Modification of EUT 9

1.8 Testing Location 9

1.9 Applicable Standards 9

2 TEST CONFIGURATION OF EQUIPMENT UNDER TEST 10

2.1 Carrier Frequency Channel 10

2.2 Test Mode 12

2.3 Connection Diagram of Test System 14

3 TEST RESULT 15

3.1 Unwanted Radiated Emission Measurement 15

4 LIST OF MEASURING EQUIPMENTS 21

5 UNCERTAINTY OF EVALUATION 22

APPENDIX A. RADIATED SPURIOUS EMISSION

APPENDIX B. DUTY CYCLE PLOTS

APPENDIX C. SETUP PHOTOGRAPHS

APPENDIX D. REFERENCE REPORT



SUMMARY OF TEST RESULT

Report Section	FCC Rule	Description	Limit	Result	Remark
3.1	15.407(b)	Unwanted Emissions	15.407(b) 15.209(a)	Pass	Under limit 4.93 dB at 5149.760 MHz



1 General Description

1.1 Applicant

Motorola Mobility LLC
222 W, Merchandise Mart Plaza, Chicago IL 60654 USA

1.2 Manufacturer

Motorola Mobility LLC
222 W, Merchandise Mart Plaza, Chicago IL 60654 USA

1.3 Product Feature of Equipment Under Test

Product Feature	
Equipment	Mobile Cellular Phone
Brand Name	Motorola
Model Name	XT1926-5
FCC ID	IHDT56WL3
EUT supports Radios application	GSM/GPRS/EGPRS/WCDMA/HSPA/DC-HSDPA/ HSPA+(16QAM uplink is not supported)/LTE/NFC WLAN 2.4GHz 802.11b/g/n HT20 WLAN 5GHz 802.11a/n HT20/HT40 WLAN 5GHz 802.11ac VHT20/VHT40/VHT80 Bluetooth v3.0+EDR/ Bluetooth v4.0 LE/ Bluetooth v4.1 LE/ Bluetooth v4.2 LE/ Bluetooth v5.0 LE
IMEI Code	Radiation: 351855090018252/351855090018260
HW Version	DVT1B
SW Version	evert_n-userdebug 8.0.0 OPW27.88 1825 intcfg,test-keys
EUT Stage	Identical Prototype

Remark: The above EUT's information was declared by manufacturer. Please refer to the specifications or user's manual for more detailed description.



1.4 Product Specification of Equipment Under Test

Standards-related Product Specification	
Tx/Rx Frequency Range	5180 MHz ~ 5240 MHz 5260 MHz ~ 5320 MHz 5500 MHz ~ 5700 MHz
Antenna Gain / Gain	<5180 MHz ~ 5240 MHz> PIFA Antenna with gain -1.70 dBi <5260 MHz ~ 5320 MHz> PIFA Antenna with gain -1.90 dBi <5500 MHz ~ 5700 MHz> PIFA Antenna with gain -1.20 dBi
Type of Modulation	802.11a/n : OFDM (BPSK / QPSK / 16QAM / 64QAM) 802.11ac : OFDM (BPSK / QPSK / 16QAM / 64QAM / 256QAM)



1.5 Re-use of Measured Data

1.5.1 Introduction Section

This application re-uses data collected on a similar device. The subject device of this application (Model: XT1926-5, FCC ID: IHDT56WL3) is electrically identical to the reference device (Model: XT1926-6, XT1926-7, FCC ID: IHDT56WL4) for the portions of the circuitry corresponding to the data being re-used, as treated by KDB Publication 178919 D01.

1.5.2 Difference Section

For details concerning the similarity with respect to component placement, mechanical/electrical design etc., please refer to the Product Equality Declaration.

The re-used RF data includes the following bands provided in Appendix D (Sporton RF Report No. FR7D2702E for the reference device Model: XT1926-6, XT1926-7, FCC ID: IHDT56WL4):

1.5.3 Spot Check Verification Data Section

In order to confirm hardware similarity of the subject device with the reference device, spot check measurements were performed on the subject device for conducted power, the test result were consistent with FCC ID: IHDT56WL4.

Assertions concerning the similarity of these devices are based on representations by the applicant. The applicant accepts full responsibility for the validity of the similarity claim, and for the determination that verification test data are sufficient to support it.

1.5.4 Reference detail Section:

Equipment Class	Reference FCC ID	Folder Test	Report Title/Section
U-NII (B1~3)	IHDT56WL4	Part15E(FR7D2702E)	All sections (except RSE) applicable
U-NII (B4)	IHDT56WL4	Part15E(FR7D2702F)	All sections (except RSE) applicable
U-NII (DFS)	IHDT56WL4	Part15E(FZ7D2702)	All sections applicable



1.6 Specification of Accessory

Specification of Accessory			
AC Adapter 1(US)	Brand Name	Motorola (Salom)	Model Name SC-22
	Power Rating	I/P: 100-240 Vac, 500mA, O/P: 5Vdc,3000mA or 9Vdc,1600mA or 12Vdc,1200mA	
AC Adapter 1(EU)	Brand Name	Motorola (Salom)	Model Name SC-23
	Power Rating	I/P: 100-240 Vac, 500mA, O/P: 5Vdc,3000mA or 9Vdc,1600mA or 12Vdc,1200mA	
AC Adapter 1(UK)	Brand Name	Motorola (Salom)	Model Name SC-24
	Power Rating	I/P: 100-240 Vac, 500mA, O/P: 5Vdc,3000mA or 9Vdc,1600mA or 12Vdc,1200mA	
AC Adapter 1(IN)	Brand Name	Motorola (Salom)	Model Name SC-25
	Power Rating	I/P: 100-240 Vac, 500mA, O/P: 5Vdc,3000mA or 9Vdc,1600mA or 12Vdc,1200mA	
AC Adapter 1(AU)	Brand Name	Motorola (Salom)	Model Name SC-26
	Power Rating	I/P: 100-240 Vac, 500mA, O/P: 5Vdc,3000mA or 9Vdc,1600mA or 12Vdc,1200mA	
AC Adapter 1 (Indonesia)	Brand Name	Motorola (Salom)	Model Name SC-23
	Power Rating	I/P: 100-240 Vac, 500mA, O/P: 5Vdc,3000mA or 9Vdc,1600mA or 12Vdc,1200mA	
AC Adapter 2(US)	Brand Name	Motorola (Chenyang)	Model Name SC-22
	Power Rating	I/P: 100-240 Vac, 500mA, O/P: 5Vdc,3000mA or 9Vdc,1600mA or 12Vdc,1200mA	
AC Adapter 2(EU)	Brand Name	Motorola (Chenyang)	Model Name SC-23
	Power Rating	I/P: 100-240 Vac, 500mA, O/P: 5Vdc,3000mA or 9Vdc,1600mA or 12Vdc,1200mA	
AC Adapter 2(UK)	Brand Name	Motorola (Chenyang)	Model Name SC-24
	Power Rating	I/P: 100-240 Vac, 500mA, O/P: 5Vdc,3000mA or 9Vdc,1600mA or 12Vdc,1200mA	
AC Adapter 2(IN)	Brand Name	Motorola (Chenyang)	Model Name SC-25
	Power Rating	I/P: 100-240 Vac, 500mA, O/P: 5Vdc,3000mA or 9Vdc,1600mA or 12Vdc,1200mA	
AC Adapter 2(AU)	Brand Name	Motorola (Chenyang)	Model Name SC-26
	Power Rating	I/P: 100-240 Vac, 500mA, O/P: 5Vdc,3000mA or 9Vdc,1600mA or 12Vdc,1200mA	
Battery	Brand Name	Motorola (ATL)	Model Name JT40
	Power Rating	3.8Vdc,3200mAh	Type Li-ion Polymer
Earphone 1	Brand Name	Motorola (Jiahe)	Model Name LS-118M-12
	Signal Line Type	1.2 meter, non-shielded cable, without ferrite core	
Earphone 2	Brand Name	Motorola (Lianyun)	Model Name TS910A-38AMS01WHR-M
	Signal Line Type	1.2 meter, non-shielded cable, without ferrite core	
USB Cable	Brand Name	Motorola (Liqi)	Model Name L32B-053000100-ALL
	Signal Line Type	1.0 meter, shielded cable, without ferrite core	



1.7 Modification of EUT

No modifications are made to the EUT during all test items.

1.8 Testing Location

SPORTON INTERNATIONAL INC. is accredited to ISO 17025 by Taiwan Accreditation Foundation (TAF code : 1190) and the FCC designation No. TW1007 under the FCC-recognized accredited testing laboratories by Mutual Recognition Agreement (MRA) in FCC Test.

Test Site	SPORTON INTERNATIONAL INC.	
Test Site Location	No.58, Aly. 75, Ln. 564 Wenha 3rd Rd. Guishan Dist. Taoyuan City Taiwan TEL: +886-3-327-3456 FAX: +886-3-328-4978	
Test Site No.	Sporton Site No.	FCC Test Firm Registration No.
	03CH12-HY	214511

Note: The test site complies with ANSI C63.4 2014 requirement.

1.9 Applicable Standards

According to the specifications of the manufacturer, the EUT must comply with the requirements of the following standards:

- FCC Part 15 Subpart E
- FCC KDB 789033 D02 General UNII Test Procedures New Rules v02r01
- ANSI C63.10-2013

Remark:

1. All test items were verified and recorded according to the standards and without any deviation during the test.
2. This EUT has also been tested and complied with the requirements of FCC Part 15, Subpart B, recorded in a separate test report.



2 Test Configuration of Equipment Under Test

The EUT has been associated with peripherals and configuration operated in a manner tended to maximize its emission characteristics in a typical application. Frequency range investigated: radiated emission (9 kHz to the 10th harmonic of the highest fundamental frequency or to 40 GHz, whichever is lower). For radiated measurement, pre-scanned in three orthogonal panels, X, Y, Z. The worst cases were recorded in this report.

2.1 Carrier Frequency Channel

Frequency Band	Channel	Freq. (MHz)	Channel	Freq. (MHz)
5180-5240 MHz Band 1 (U-NII-1)	36	5180	44	5220
	38*	5190	46*	5230
	40	5200	48	5240
	42#	5210	-	-

Frequency Band	Channel	Freq. (MHz)	Channel	Freq. (MHz)
5260-5320 MHz Band 2 (U-NII-2A)	52	5260	60	5300
	54*	5270	62*	5310
	56	5280	64	5320
	58#	5290		

Frequency Band	Channel	Freq. (MHz)	Channel	Freq. (MHz)
5500-5700 MHz Band 3 (U-NII-2C)	100	5500	112	5560
	102*	5510	116	5580
	104	5520	132	5660
	106#	5530	134*	5670
	108	5540	136	5680
	110*	5550	140	5700



Frequency Band	Channel	Freq. (MHz)	Channel	Freq. (MHz)
TDWR Channel	118*	5590	124	5620
	120	5600	126*	5630
	122#	5610	128	5640

Note:

1. The above Frequency and Channel in "*" were 802.11n HT40 and 802.11ac VHT40.
2. The above Frequency and Channel in "#" were 802.11ac VHT80.



2.2 Test Mode

Final test mode of conducted test items and radiated spurious emissions are considering the modulation and worse data rates as below table.

Modulation	Data Rate
802.11a	6 Mbps
802.11n HT20	MCS0
802.11n HT40	MCS0
802.11ac VHT80	MCS0



Ch. #		Band I : 5180-5240 MHz	Band II : 5260-5320 MHz	Band III : 5500-5700MHz
		802.11a	802.11a	802.11a
L	Low	36	52	100
M	Middle	44	60	116
H	High	48	64	140

Ch. #		Band I : 5180-5240 MHz	Band II : 5260-5320 MHz	Band III : 5500-5700MHz
		802.11n HT20	802.11n HT20	802.11n HT20
L	Low	36	52	100
M	Middle	44	60	116
H	High	48	64	140

Ch. #		Band I : 5180-5240 MHz	Band II : 5260-5320 MHz	Band III : 5500-5700MHz
		802.11n HT40	802.11n HT40	802.11n HT40
L	Low	38	54	102
M	Middle	-	-	110
H	High	46	62	134

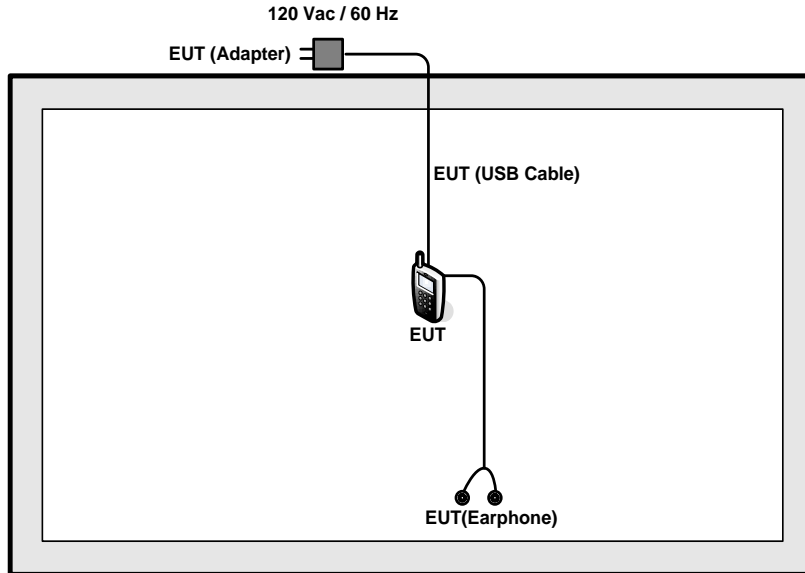
Ch. #		Band I : 5180-5240 MHz	Band II : 5260-5320 MHz	Band III : 5500-5700MHz
		802.11ac VHT20	802.11ac VHT20	802.11ac VHT20
L	Low	36	52	100
M	Middle	44	60	116
H	High	48	64	140

Ch. #		Band I : 5180-5240 MHz	Band II : 5260-5320 MHz	Band III : 5500-5700MHz
		802.11ac VHT40	802.11ac VHT40	802.11ac VHT40
L	Low	38	54	102
M	Middle	-	-	110
H	High	46	62	134

Ch. #		Band I : 5180-5240 MHz	Band II : 5260-5320 MHz	Band III : 5500-5700MHz
		802.11ac VHT80	802.11ac VHT80	802.11ac VHT80
L	Low	-	-	106
M	Middle	42	58	-
H	High	-	-	122

2.3 Connection Diagram of Test System

< Radiated Emission Mode >





3 Test Result

3.1 Unwanted Radiated Emission Measurement

This section is to measure unwanted emissions through radiated measurement for band edge spurious emissions and out of band emissions measurement.

3.1.1 Limit of Unwanted Emissions

- (1) For transmitters operating in the 5150-5250 MHz band: all emissions outside of the 5150-5350 MHz band shall not exceed an EIRP of -27dBm/MHz.

For transmitters operating in the 5250-5350 MHz band: all emissions outside of the 5150-5350 MHz band shall not exceed an EIRP of -27 dBm/MHz. Devices operating in the 5250-5350 MHz band that generate emissions in the 5150-5250 MHz band must meet all applicable technical requirements for operation in the 5150-5250 MHz band (including indoor use) or alternatively meet an out-of-band emission EIRP limit of -27 dBm/MHz in the 5150-5250 MHz band.

For transmitters operating in the 5470-5725MHz band: all emissions outside of the 5470-5725MHz band shall not exceed an EIRP of -27 dBm/MHz.

- (2) Unwanted spurious emissions fallen in restricted bands shall comply with the general field strength limits as below table,

Frequency (MHz)	Field Strength (microvolts/meter)	Measurement Distance (meters)
0.009 – 0.490	2400/F(kHz)	300
0.490 – 1.705	24000/F(kHz)	30
1.705 – 30.0	30	30
30 – 88	100	3
88 – 216	150	3
216 - 960	200	3
Above 960	500	3

Note: The following formula is used to convert the EIRP to field strength.

$$E = \frac{1000000\sqrt{30P}}{3} \mu V/m, \text{ where } P \text{ is the eirp (Watts)}$$



EIRP (dBm)	Field Strength at 3m (dBµV/m)
- 27	68.2

(3) KDB789033 D01 v02r01 G)2)c)

- (i) Section 15.407(b)(1) to (b)(3) specify the unwanted emission limits for the U-NII-1 and U-NII-2 bands. As specified, emissions above 1000 MHz that are outside of the restricted bands are subject to a peak emission limit of -27 dBm/MHz.³
- (ii) Section 15.407(b)(4) specifies the unwanted emission limit for the U-NII-3 band. A band emissions mask is specified in Section 15.407(b)(4)(i). The emission limits are in terms of a Peak detector. An alternative to the band emissions mask is specified in Section 15.407(b)(4)(ii). The alternative limits are based on the highest antenna gain specified in the filing. There are also marketing and importation restrictions for the devices using the alternative limit.⁴

Note 3: An out-of-band emission that complies with both the average and peak limits of Section 15.209 is not required to satisfy the -27 dBm/MHz peak emission limit.

Note 4: Only devices with antenna gains of 10 dBi or less may be approved using the emission limits specified in Section 15.247(d) till March 2, 2018; all other devices operating in this band must use the mask specified in Section 15.407(b)(4)(i).



3.1.2 Measuring Instruments

The measuring equipment is listed in the section 4 of this test report.

3.1.3 Test Procedures

1. The testing follows FCC KDB 789033 D02 General UNII Test Procedures New Rules v02r01. Section G) Unwanted emissions measurement.

(1) Procedure for Unwanted Emissions Measurements Below 1000MHz

- RBW = 120 kHz
- VBW = 300 kHz
- Detector = Peak
- Trace mode = max hold

(2) Procedure for Peak Unwanted Emissions Measurements Above 1000 MHz

- RBW = 1 MHz
- VBW \geq 3 MHz
- Detector = Peak
- Sweep time = auto
- Trace mode = max hold

(3) Procedures for Average Unwanted Emissions Measurements Above 1000MHz

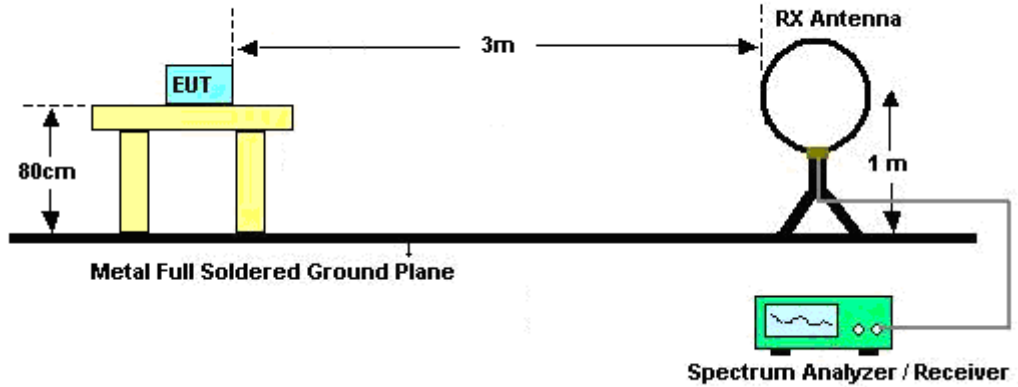
- RBW = 1 MHz
- VBW = 10 Hz, when duty cycle is no less than 98 percent.
- VBW \geq 1/T, when duty cycle is less than 98 percent where T is the minimum transmission duration over which the transmitter is on and is transmitting at its maximum power control level for the tested mode of operation.



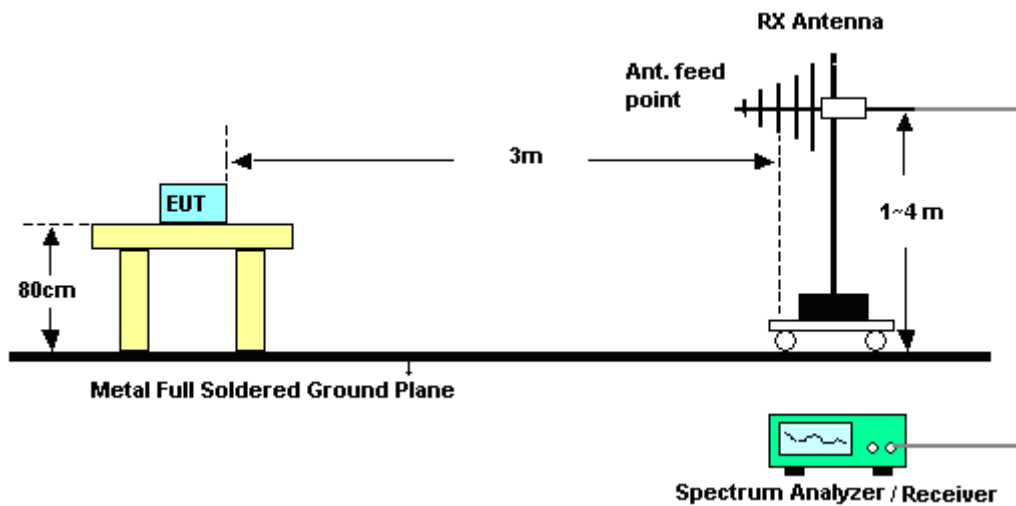
2. The EUT was placed on a turntable with 0.8 meter for frequency below 1GHz and 1.5 meter for frequency above 1GHz respectively above ground.
3. The EUT was set 3 meters from the interference receiving antenna which was mounted on the top of a variable height antenna tower.
4. The antenna is a broadband antenna and its height is adjusted between one meter and four meters above ground to find the maximum value of the field strength for both horizontal polarization and vertical polarization of the antenna.
5. For each suspected emission, the EUT was arranged to its worst case and then adjust the antenna tower (from 1 m to 4 m) and turntable (from 0 degree to 360 degrees) to find the maximum reading.
6. For testing below 1GHz, if the emission level of the EUT in peak mode was 3 dB lower than the limit specified, then peak values of EUT will be reported, otherwise, the emissions will be repeated one by one using the CISPR quasi-peak method and reported.
7. For testing above 1GHz, the emission level of the EUT in peak mode was 20dB lower than average limit (that means the emission level in average mode also complies with the limit in average mode), then peak values of EUT will be reported, otherwise, the emissions will be measured in average mode again and reported.

3.1.4 Test Setup

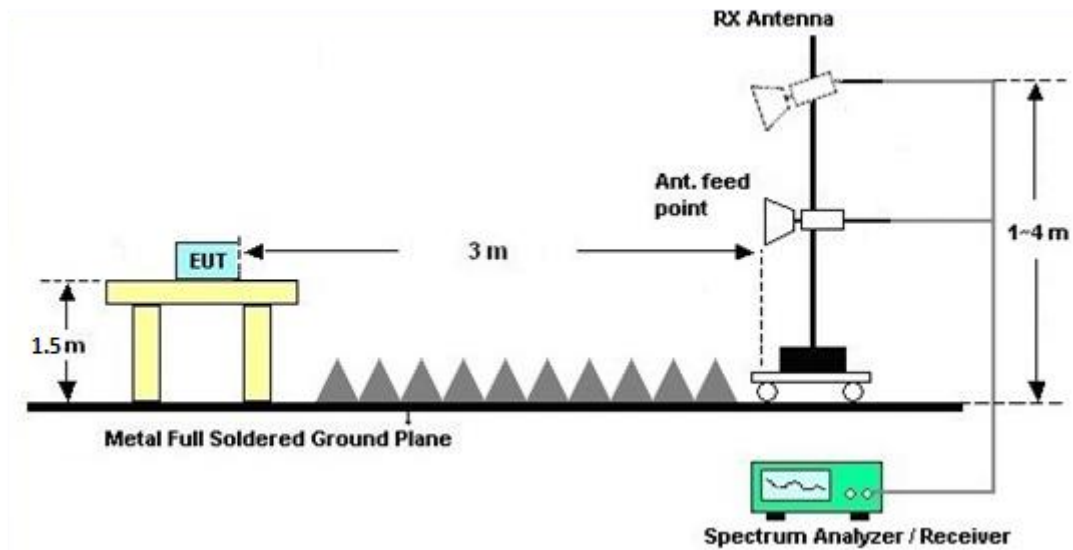
For radiated emissions below 30MHz



For radiated emissions from 30MHz to 1GHz



For radiated emissions above 1GHz



3.1.5 Test Results of Radiated Spurious Emissions (9 kHz ~ 30 MHz)

The low frequency, which started from 9 kHz to 30MHz, was pre-scanned and the result which was 20dB lower than the limit line was not reported.

3.1.6 Test Result of Radiated Spurious at Band Edges

Please refer to Appendix A.

3.1.7 Duty Cycle

Please refer to Appendix B.

3.1.8 Test Result of Radiated Spurious Emission (30MHz ~ 10th Harmonic)

Please refer to Appendix A.



4 List of Measuring Equipments

Instrument	Manufacturer	Model No.	Serial No.	Characteristics	Calibration Date	Test Date	Due Date	Remark
Amplifier	MITEQ	TTA1840-35-H G	1871923	18GHz~40GHz, VSWR : 2.5:1 max	Jul. 18, 2017	Feb. 09, 2018~ Feb. 13, 2018	Jul. 17, 2018	Radiation (03CH12-HY)
Bilog Antenna	TESEQ	CBL 6111D&N-6-06	35414&AT-N 0602	30MHz~1GHz	Oct. 14, 2017	Feb. 09, 2018~ Feb. 13, 2018	Oct. 13, 2018	Radiation (03CH12-HY)
Loop Antenna	Rohde & Schwarz	HFH2-Z2	100488	9 kHz~30 MHz	Nov. 23, 2017	Feb. 09, 2018~ Feb. 13, 2018	Nov. 22, 2018	Radiation (03CH12-HY)
EMI Test Receiver	Rohde & Schwarz	ESU26	100390	20Hz~26.5GHz	Dec. 25, 2017	Feb. 09, 2018~ Feb. 13, 2018	Dec. 24, 2018	Radiation (03CH12-HY)
Horn Antenna	SCHWARZBE CK	BBHA 9120D	9120D-1328	1GHz ~ 18GHz	Oct. 20, 2017	Feb. 09, 2018~ Feb. 13, 2018	Oct. 19, 2018	Radiation (03CH12-HY)
Hygrometer	TECPEL	DTM-303B	TP140349	N/A	Oct. 12, 2017	Feb. 09, 2018~ Feb. 13, 2018	Oct. 11, 2018	Radiation (03CH12-HY)
Preamplifier	COM-POWER	PA-103	161075	10MHz~1GHz	Mar. 23, 2017	Feb. 09, 2018~ Feb. 13, 2018	Mar. 22, 2018	Radiation (03CH12-HY)
Preamplifier	Keysight	83017A	MY53270148	1GHz~26.5GHz	Jan. 15, 2018	Feb. 09, 2018~ Feb. 13, 2018	Jan. 14, 2019	Radiation (03CH12-HY)
Filter	Wainwright	WLKS1200-12 SS	SN2	1.2G Low Pass	Mar. 24, 2017	Feb. 09, 2018~ Feb. 13, 2018	Mar. 23, 2018	Radiation (03CH12-HY)
Controller	EMEC	EM1000	N/A	Control Turn table & Ant Mast	NCR	Feb. 09, 2018~ Feb. 13, 2018	NCR	Radiation (03CH12-HY)
Antenna Mast	EMEC	AM-BS-4500-B	N/A	1m~4m	NCR	Feb. 09, 2018~ Feb. 13, 2018	NCR	Radiation (03CH12-HY)
Turn Table	EMEC	TT2000	N/A	0~360 Degree	NCR	Feb. 09, 2018~ Feb. 13, 2018	NCR	Radiation (03CH12-HY)
SHF-EHF Horn Antenna	SCHWARZBE CK	BBHA 9170	BBHA917057 6	18GHz ~ 40GHz	Apr. 27, 2017	Feb. 09, 2018~ Feb. 13, 2018	Apr. 26, 2018	Radiation (03CH12-HY)
Spectrum Analyzer	Keysight	N9010A	MY55370526	10Hz~44GHz	Mar. 15, 2017	Feb. 09, 2018~ Feb. 13, 2018	Mar. 14, 2018	Radiation (03CH12-HY)

NCR: No Calibration Required



5 Uncertainty of Evaluation

Uncertainty of Radiated Emission Measurement (30 MHz ~ 1000 MHz)

Measuring Uncertainty for a Level of Confidence of 95% ($U = 2Uc(y)$)	5.1dB
---	-------

Uncertainty of Radiated Emission Measurement (1000 MHz ~ 18000 MHz)

Measuring Uncertainty for a Level of Confidence of 95% ($U = 2Uc(y)$)	5.2dB
---	-------

Uncertainty of Radiated Emission Measurement (18000 MHz ~ 40000 MHz)

Measuring Uncertainty for a Level of Confidence of 95% ($U = 2Uc(y)$)	4.7dB
---	-------



Appendix A. Radiated Spurious Emission

Band 1 - 5150~5250MHz WIFI 802.11a (Band Edge @ 3m)

WIFI Ant.	Note	Frequency	Level	Over Limit	Limit Line	Read Level	Antenna Factor	Path Loss	Preamp Factor	Ant Pos	Table Pos	Peak Avg.	Pol.
1		(MHz)	(dBμV/m)	(dB)	(dBμV/m)	(dBμV)	(dB/m)	(dB)	(dB)	(cm)	(deg)	(P/A)	(H/V)
802.11a CH 36 5180MHz		5147.42	58.84	-15.16	74	52.2	31.79	5.99	31.14	109	235	P	H
		5148.98	46.54	-7.46	54	39.9	31.79	5.99	31.14	109	235	A	H
	*	5180	110.09	-	-	103.4	31.81	6.02	31.14	109	235	P	H
	*	5180	99.57	-	-	92.88	31.81	6.02	31.14	109	235	A	H
		5149.76	58.93	-15.07	74	52.29	31.79	5.99	31.14	295	84	P	V
		5149.5	45.3	-8.7	54	38.66	31.79	5.99	31.14	295	84	A	V
	*	5180	108.76	-	-	102.07	31.81	6.02	31.14	295	84	P	V
	*	5180	98.37	-	-	91.68	31.81	6.02	31.14	295	84	A	V
802.11a CH 44 5220MHz		5148.46	50.91	-23.09	74	44.27	31.79	5.99	31.14	107	221	P	H
		5150	40.78	-13.22	54	34.14	31.79	5.99	31.14	107	221	A	H
	*	5220	110.94	-	-	104.21	31.83	6.04	31.14	107	221	P	H
	*	5220	100.5	-	-	93.77	31.83	6.04	31.14	107	221	A	H
		5377.4	48.94	-25.06	74	42.02	31.92	6.15	31.15	107	221	P	H
		5450.76	37.9	-16.1	54	30.87	31.97	6.21	31.15	107	221	A	H
		5148.98	51.01	-22.99	74	44.37	31.79	5.99	31.14	293	82	P	V
		5149.76	40.01	-13.99	54	33.37	31.79	5.99	31.14	293	82	A	V
	*	5220	109.28	-	-	102.55	31.83	6.04	31.14	293	82	P	V
	*	5220	98.84	-	-	92.11	31.83	6.04	31.14	293	82	A	V
		5357.24	48.78	-25.22	74	41.9	31.91	6.12	31.15	293	82	P	V
	5431.16	37.75	-16.25	54	30.75	31.96	6.19	31.15	293	82	A	V	



802.11a CH 48 5240MHz		5144.56	49.17	-24.83	74	42.53	31.79	5.99	31.14	104	222	P	H
		5149.76	38.99	-15.01	54	32.35	31.79	5.99	31.14	104	222	A	H
	*	5240	110.46	-	-	103.71	31.84	6.05	31.14	104	222	P	H
	*	5240	100.01	-	-	93.26	31.84	6.05	31.14	104	222	A	H
		5408.48	48.74	-25.26	74	41.79	31.94	6.16	31.15	104	222	P	H
		5363.68	37.76	-16.24	54	30.85	31.92	6.14	31.15	104	222	A	H
		5135.2	50	-24	74	43.38	31.78	5.98	31.14	289	80	P	V
		5147.16	38.46	-15.54	54	31.82	31.79	5.99	31.14	289	80	A	V
	*	5240	108.5	-	-	101.75	31.84	6.05	31.14	289	80	P	V
	*	5240	98.07	-	-	91.32	31.84	6.05	31.14	289	80	A	V
		5393.08	48.91	-25.09	74	41.98	31.93	6.15	31.15	289	80	P	V
		5386.36	37.75	-16.25	54	30.82	31.93	6.15	31.15	289	80	A	V
Remark	1. No other spurious found. 2. All results are PASS against Peak and Average limit line.												



Band 1 5150~5250MHz

WIFI 802.11a (Harmonic @ 3m)

WIFI Ant. 1	Note	Frequency (MHz)	Level (dBμV/m)	Over Limit (dB)	Limit Line (dBμV/m)	Read Level (dBμV)	Antenna Factor (dB/m)	Path Loss (dB)	Preamp Factor (dB)	Ant Pos (cm)	Table Pos (deg)	Peak Avg. (P/A)	Pol. (H/V)
802.11a CH 36 5180MHz		10360	51.38	-16.82	68.2	66.93	39.86	9.79	65.2	100	0	P	H
		15540	48.93	-25.07	74	62.15	38.53	12.23	63.98	100	0	P	H
		10360	52.53	-15.67	68.2	68.08	39.86	9.79	65.2	100	0	P	V
		15540	47.34	-26.66	74	60.56	38.53	12.23	63.98	100	0	P	V
802.11a CH 44 5220MHz		10440	55.06	-13.14	68.2	70.46	39.98	9.82	65.2	100	0	P	H
		15660	49.23	-24.77	74	62.9	38.29	12.28	64.24	100	0	P	H
		10440	56.88	-11.32	68.2	72.28	39.98	9.82	65.2	100	0	P	V
		15660	48.77	-25.23	74	62.44	38.29	12.28	64.24	100	0	P	V
802.11a CH 48 5240MHz		10480	52.6	-15.6	68.2	67.88	40.07	9.85	65.2	100	0	P	H
		15720	48.74	-25.26	74	62.68	38.15	12.3	64.39	100	0	P	H
		10480	55.8	-12.4	68.2	71.08	40.07	9.85	65.2	100	0	P	V
		15720	47.93	-26.07	74	61.87	38.15	12.3	64.39	100	0	P	V
Remark	1. No other spurious found. 2. All results are PASS against Peak and Average limit line.												



Band 1 5150~5250MHz
WIFI 802.11n HT20 (Band Edge @ 3m)

WIFI Ant. 1	Note	Frequency (MHz)	Level (dBμV/m)	Over Limit (dB)	Limit Line (dBμV/m)	Read Level (dBμV)	Antenna Factor (dB/m)	Path Loss (dB)	Preamp Factor (dB)	Ant Pos (cm)	Table Pos (deg)	Peak Avg. (P/A)	Pol. (H/V)
802.11n HT20 CH 36 5180MHz		5148.46	58.58	-15.42	74	51.94	31.79	5.99	31.14	107	226	P	H
		5150	47.12	-6.88	54	40.48	31.79	5.99	31.14	107	226	A	H
	*	5180	110.04	-	-	103.35	31.81	6.02	31.14	107	226	P	H
	*	5180	99.19	-	-	92.5	31.81	6.02	31.14	107	226	A	H
		5149.24	56.37	-17.63	74	49.73	31.79	5.99	31.14	292	80	P	V
		5150	45.99	-8.01	54	39.35	31.79	5.99	31.14	292	80	A	V
	*	5180	108.47	-	-	101.78	31.81	6.02	31.14	292	80	P	V
	*	5180	97.45	-	-	90.76	31.81	6.02	31.14	292	80	A	V
802.11n HT20 CH 44 5220MHz		5149.76	50.62	-23.38	74	43.98	31.79	5.99	31.14	107	220	P	H
		5149.76	40.79	-13.21	54	34.15	31.79	5.99	31.14	107	220	A	H
	*	5220	110.37	-	-	103.64	31.83	6.04	31.14	107	220	P	H
	*	5220	99.59	-	-	92.86	31.83	6.04	31.14	107	220	A	H
		5374.6	49.25	-24.75	74	42.34	31.92	6.14	31.15	107	220	P	H
		5355.56	37.75	-16.25	54	30.87	31.91	6.12	31.15	107	220	A	H
		5148.72	50.15	-23.85	74	43.51	31.79	5.99	31.14	304	80	P	V
		5146.9	39.75	-14.25	54	33.11	31.79	5.99	31.14	304	80	A	V
	*	5220	108.73	-	-	102	31.83	6.04	31.14	304	80	P	V
	*	5220	97.45	-	-	90.72	31.83	6.04	31.14	304	80	A	V
		5402.88	48.48	-25.52	74	41.53	31.94	6.16	31.15	304	80	P	V
	5439.56	37.67	-16.33	54	30.67	31.96	6.19	31.15	304	80	A	V	



802.11n HT20 CH 48 5240MHz		5148.46	49.6	-24.4	74	42.96	31.79	5.99	31.14	100	218	P	H
		5150	39	-15	54	32.36	31.79	5.99	31.14	100	218	A	H
	*	5240	109.89	-	-	103.14	31.84	6.05	31.14	100	218	P	H
	*	5240	98.99	-	-	92.24	31.84	6.05	31.14	100	218	A	H
		5361.16	49.06	-24.94	74	42.15	31.92	6.14	31.15	100	218	P	H
		5350.24	37.84	-16.16	54	30.96	31.91	6.12	31.15	100	218	A	H
		5136.76	48.76	-25.24	74	42.14	31.78	5.98	31.14	287	81	P	V
		5148.98	38.28	-15.72	54	31.64	31.79	5.99	31.14	287	81	A	V
	*	5240	107.69	-	-	100.94	31.84	6.05	31.14	287	81	P	V
	*	5240	96.96	-	-	90.21	31.84	6.05	31.14	287	81	A	V
		5356.4	48.81	-25.19	74	41.93	31.91	6.12	31.15	287	81	P	V
		5392.8	37.57	-16.43	54	30.64	31.93	6.15	31.15	287	81	A	V
Remark	<ol style="list-style-type: none"> No other spurious found. All results are PASS against Peak and Average limit line. 												



Band 1 5150~5250MHz
WIFI 802.11n HT20 (Harmonic @ 3m)

WIFI Ant. 1	Note	Frequency (MHz)	Level (dBμV/m)	Over Limit (dB)	Limit Line (dBμV/m)	Read Level (dBμV)	Antenna Factor (dB/m)	Path Loss (dB)	Preamp Factor (dB)	Ant Pos (cm)	Table Pos (deg)	Peak Avg. (P/A)	Pol. (H/V)
802.11n HT20 CH 36		10360	50.23	-17.97	68.2	65.78	39.86	9.79	65.2	100	0	P	H
		15540	47.68	-26.32	74	60.9	38.53	12.23	63.98	100	0	P	H
5180MHz		10360	51.59	-16.61	68.2	67.14	39.86	9.79	65.2	100	0	P	V
		15540	46.82	-27.18	74	60.04	38.53	12.23	63.98	100	0	P	V
802.11n HT20 CH 44		10440	53.73	-14.47	68.2	69.13	39.98	9.82	65.2	100	0	P	H
		15660	54.95	-19.05	74	68.62	38.29	12.28	64.24	116	356	P	H
		15660	38.92	-15.08	54	52.59	38.29	12.28	64.24	116	356	A	H
5220MHz		10440	56.52	-11.68	68.2	71.92	39.98	9.82	65.2	100	0	P	V
		15660	49.62	-24.38	74	63.29	38.29	12.28	64.24	100	0	P	V
802.11n HT20 CH 48		10480	54.32	-13.88	68.2	69.6	40.07	9.85	65.2	100	0	P	H
		15720	48.3	-25.7	74	62.24	38.15	12.3	64.39	100	0	P	H
		10480	56.08	-12.12	68.2	71.36	40.07	9.85	65.2	100	0	P	V
		15720	47.76	-26.24	74	61.7	38.15	12.3	64.39	100	0	P	V
Remark	1. No other spurious found. 2. All results are PASS against Peak and Average limit line.												



**Band 1 5150~5250MHz
WIFI 802.11n HT40 (Band Edge @ 3m)**

WIFI Ant. 1	Note	Frequency (MHz)	Level (dBμV/m)	Over Limit (dB)	Limit Line (dBμV/m)	Read Level (dBμV)	Antenna Factor (dB/m)	Path Loss (dB)	Preamp Factor (dB)	Ant Pos (cm)	Table Pos (deg)	Peak Avg. (P/A)	Pol. (H/V)
802.11n HT40 CH 38 5190MHz		5147.94	58.59	-15.41	74	51.95	31.79	5.99	31.14	100	212	P	H
		5149.76	49.07	-4.93	54	42.43	31.79	5.99	31.14	100	212	A	H
	*	5190	105.12	-	-	98.43	31.81	6.02	31.14	100	212	P	H
	*	5190	94.5	-	-	87.81	31.81	6.02	31.14	100	212	A	H
		5396.16	49.75	-24.25	74	42.8	31.94	6.16	31.15	100	212	P	H
		5432.28	38.84	-15.16	54	31.84	31.96	6.19	31.15	100	212	A	H
		5149.24	56.18	-17.82	74	49.54	31.79	5.99	31.14	306	82	P	V
		5150	47.04	-6.96	54	40.4	31.79	5.99	31.14	306	82	A	V
	*	5190	103.16	-	-	96.47	31.81	6.02	31.14	306	82	P	V
	*	5190	92.61	-	-	85.92	31.81	6.02	31.14	306	82	A	V
		5361.16	48.89	-25.11	74	41.98	31.92	6.14	31.15	306	82	P	V
		5424.44	38.59	-15.41	54	31.61	31.95	6.18	31.15	306	82	A	V
802.11n HT40 CH 46 5230MHz		5148.46	52.83	-21.17	74	46.19	31.79	5.99	31.14	100	234	P	H
		5150	42.78	-11.22	54	36.14	31.79	5.99	31.14	100	234	A	H
	*	5230	105.18	-	-	98.44	31.84	6.04	31.14	100	234	P	H
	*	5230	94.69	-	-	87.95	31.84	6.04	31.14	100	234	A	H
		5432	49.84	-24.16	74	42.84	31.96	6.19	31.15	100	234	P	H
		5351.64	38.66	-15.34	54	31.78	31.91	6.12	31.15	100	234	A	H
		5144.82	51.34	-22.66	74	44.7	31.79	5.99	31.14	302	82	P	V
		5149.76	41.27	-12.73	54	34.63	31.79	5.99	31.14	302	82	A	V
	*	5230	103.1	-	-	96.36	31.84	6.04	31.14	302	82	P	V
	*	5230	92.61	-	-	85.87	31.84	6.04	31.14	302	82	A	V
	5431.16	49.83	-24.17	74	42.83	31.96	6.19	31.15	302	82	P	V	
	5353.04	38.58	-15.42	54	31.7	31.91	6.12	31.15	302	82	A	V	
Remark	1. No other spurious found. 2. All results are PASS against Peak and Average limit line.												



Band 1 5150~5250MHz
WIFI 802.11n HT40 (Harmonic @ 3m)

WIFI Ant. 1	Note	Frequency (MHz)	Level (dBμV/m)	Over Limit (dB)	Limit Line (dBμV/m)	Read Level (dBμV)	Antenna Factor (dB/m)	Path Loss (dB)	Preamp Factor (dB)	Ant Pos (cm)	Table Pos (deg)	Peak Avg. (P/A)	Pol. (H/V)
802.11n HT40 CH 38		10380	46.08	-22.12	68.2	61.59	39.89	9.8	65.2	100	0	P	H
		15570	46.68	-27.32	74	60.03	38.46	12.24	64.05	100	0	P	H
5190MHz		10380	46.84	-21.36	68.2	62.35	39.89	9.8	65.2	100	0	P	V
		15570	45.71	-28.29	74	59.06	38.46	12.24	64.05	100	0	P	V
802.11n HT40 CH 46		10460	49.57	-18.63	68.2	64.93	40.01	9.83	65.2	100	0	P	H
		15690	46.2	-27.8	74	60.02	38.22	12.28	64.32	100	0	P	H
5230MHz		10460	49.79	-18.41	68.2	65.15	40.01	9.83	65.2	100	0	P	V
		15690	46.6	-27.4	74	60.42	38.22	12.28	64.32	100	0	P	V
Remark	1. No other spurious found. 2. All results are PASS against Peak and Average limit line.												



Band 1 5150~5250MHz
WIFI 802.11ac VHT80 (Band Edge @ 3m)

Table with 14 columns: WIFI Ant. 1, Note, Frequency (MHz), Level (dBµV/m), Over Limit (dB), Limit Line (dBµV/m), Read Level (dBµV), Antenna Factor (dB/m), Path Loss (dB), Preamp Factor (dB), Ant Pos (cm), Table Pos (deg), Peak Avg. (P/A), Pol. (H/V). Rows include test results for 802.11ac VHT80 CH 42 5210MHz and a Remark section.



Band 1 5150~5250MHz

WIFI 802.11ac VHT80 (Harmonic @ 3m)

WIFI Ant. 1	Note	Frequency (MHz)	Level (dBμV/m)	Over Limit (dB)	Limit Line (dBμV/m)	Read Level (dBμV)	Antenna Factor (dB/m)	Path Loss (dB)	Preamp Factor (dB)	Ant Pos (cm)	Table Pos (deg)	Peak Avg. (P/A)	Pol. (H/V)
802.11ac		10420	48.37	-19.83	68.2	63.81	39.95	9.81	65.2	100	0	P	H
VHT80		15630	46.9	-27.1	74	60.52	38.32	12.26	64.2	100	0	P	H
CH 42		10420	47.99	-20.21	68.2	63.43	39.95	9.81	65.2	100	0	P	V
5210MHz		15630	48.01	-25.99	74	61.63	38.32	12.26	64.2	100	0	P	V
Remark	1. No other spurious found. 2. All results are PASS against Peak and Average limit line.												



Band 2 - 5250~5350MHz
WIFI 802.11a (Band Edge @ 3m)

WIFI	Note	Frequency	Level	Over	Limit	Read	Antenna	Path	Preamp	Ant	Table	Peak	Pol.
Ant.				Limit	Line	Level	Factor	Loss	Factor	Pos	Pos	Avg.	
1		(MHz)	(dBμV/m)	(dB)	(dBμV/m)	(dBμV)	(dB/m)	(dB)	(dB)	(cm)	(deg)	(P/A)	(H/V)
802.11a CH 52 5260MHz		5119.68	50.23	-23.77	74	43.63	31.77	5.97	31.14	104	225	P	H
		5149.6	38.98	-15.02	54	32.34	31.79	5.99	31.14	104	225	A	H
	*	5260	109.9	-	-	103.12	31.86	6.07	31.15	104	225	P	H
	*	5260	99.39	-	-	92.61	31.86	6.07	31.15	104	225	A	H
		5354.4	50.18	-23.82	74	43.3	31.91	6.12	31.15	104	225	P	H
		5350.08	38.95	-15.05	54	32.07	31.91	6.12	31.15	104	225	A	H
		5142.46	48.69	-25.31	74	42.06	31.79	5.98	31.14	307	79	P	V
		5144.5	38.48	-15.52	54	31.84	31.79	5.99	31.14	307	79	A	V
	*	5260	108.62	-	-	101.84	31.86	6.07	31.15	307	79	P	V
	*	5260	98.01	-	-	91.23	31.86	6.07	31.15	307	79	A	V
		5441.28	49.26	-24.74	74	42.26	31.96	6.19	31.15	307	79	P	V
		5350.32	38.21	-15.79	54	31.33	31.91	6.12	31.15	307	79	A	V
802.11a CH 60 5300MHz		5148.24	49.3	-24.7	74	42.66	31.79	5.99	31.14	102	219	P	H
		5148.58	37.8	-16.2	54	31.16	31.79	5.99	31.14	102	219	A	H
	*	5300	109.31	-	-	102.49	31.88	6.09	31.15	102	219	P	H
	*	5300	99.27	-	-	92.45	31.88	6.09	31.15	102	219	A	H
		5352.96	52.49	-21.51	74	45.61	31.91	6.12	31.15	102	219	P	H
		5350.08	42.09	-11.91	54	35.21	31.91	6.12	31.15	102	219	A	H
		5049.98	48.94	-25.06	74	42.43	31.73	5.92	31.14	300	81	P	V
		5143.48	37.85	-16.15	54	31.21	31.79	5.99	31.14	300	81	A	V
	*	5300	108.5	-	-	101.68	31.88	6.09	31.15	300	81	P	V
	*	5300	97.64	-	-	90.82	31.88	6.09	31.15	300	81	A	V
		5354.88	50.17	-23.83	74	43.29	31.91	6.12	31.15	300	81	P	V
		5351.28	40.65	-13.35	54	33.77	31.91	6.12	31.15	300	81	A	V



802.11a CH 64 5320MHz	*	5320	109.82	-	-	102.98	31.89	6.1	31.15	108	220	P	H
	*	5320	99.02	-	-	92.18	31.89	6.1	31.15	108	220	A	H
		5350.72	57.02	-16.98	74	50.14	31.91	6.12	31.15	108	220	P	H
		5350.72	46.4	-7.6	54	39.52	31.91	6.12	31.15	108	220	A	H
	*	5320	107.78	-	-	100.94	31.89	6.1	31.15	299	81	P	V
	*	5320	96.99	-	-	90.15	31.89	6.1	31.15	299	81	A	V
		5350.88	54.35	-19.65	74	47.47	31.91	6.12	31.15	299	81	P	V
		5350.56	44.28	-9.72	54	37.4	31.91	6.12	31.15	299	81	A	V
Remark	1. No other spurious found. 2. All results are PASS against Peak and Average limit line.												



Band 2 5250~5350MHz

WIFI 802.11a (Harmonic @ 3m)

WIFI Ant. 1	Note	Frequency (MHz)	Level (dBμV/m)	Over Limit (dB)	Limit Line (dBμV/m)	Read Level (dBμV)	Antenna Factor (dB/m)	Path Loss (dB)	Preamp Factor (dB)	Ant Pos (cm)	Table Pos (deg)	Peak Avg. (P/A)	Pol. (H/V)
802.11a CH 52 5260MHz		10520	50.65	-17.55	68.2	65.87	40.11	9.87	65.2	100	0	P	H
		15780	50.43	-23.57	74	64.57	38.05	12.32	64.51	100	0	P	H
		10520	52.31	-15.89	68.2	67.53	40.11	9.87	65.2	100	0	P	V
		15780	48.53	-25.47	74	62.67	38.05	12.32	64.51	100	0	P	V
802.11a CH 60 5300MHz		10600	56.66	-17.34	74	71.76	40.18	9.9	65.18	106	338	P	H
		10600	41.93	-12.07	54	57.03	40.18	9.9	65.18	106	338	A	H
		15900	46.82	-27.18	74	61.41	37.81	12.37	64.77	100	0	P	H
		10600	59.31	-14.69	74	74.41	40.18	9.9	65.18	130	105	P	V
		10600	44.83	-9.17	54	59.93	40.18	9.9	65.18	130	105	A	V
		15900	45.3	-28.7	74	59.89	37.81	12.37	64.77	100	0	P	V
802.11a CH 64 5320MHz		10640	56.5	-17.5	74	71.55	40.21	9.91	65.17	100	340	P	H
		10640	42.04	-11.96	54	57.09	40.21	9.91	65.17	100	340	A	H
		15960	48.09	-25.91	74	62.96	37.67	12.38	64.92	100	0	P	H
		10640	60.22	-13.78	74	75.27	40.21	9.91	65.17	118	105	P	V
		10640	45.46	-8.54	54	60.51	40.21	9.91	65.17	118	105	A	V
		15960	47.22	-26.78	74	62.09	37.67	12.38	64.92	100	0	P	V
Remark	1. No other spurious found. 2. All results are PASS against Peak and Average limit line.												



Band 2 5250~5350MHz
WIFI 802.11n HT20 (Band Edge @ 3m)

WIFI Ant. 1	Note	Frequency (MHz)	Level (dBμV/m)	Over Limit (dB)	Limit Line (dBμV/m)	Read Level (dBμV)	Antenna Factor (dB/m)	Path Loss (dB)	Preamp Factor (dB)	Ant Pos (cm)	Table Pos (deg)	Peak Avg. (P/A)	Pol. (H/V)
802.11n HT20 CH 52 5260MHz		5143.48	49.51	-24.49	74	42.87	31.79	5.99	31.14	118	221	P	H
		5148.58	38.78	-15.22	54	32.14	31.79	5.99	31.14	118	221	A	H
	*	5260	109.98	-	-	103.2	31.86	6.07	31.15	118	221	P	H
	*	5260	99.12	-	-	92.34	31.86	6.07	31.15	118	221	A	H
		5354.16	50.76	-23.24	74	43.88	31.91	6.12	31.15	118	221	P	H
		5353.44	38.9	-15.1	54	32.02	31.91	6.12	31.15	118	221	A	H
		5142.12	49.24	-24.76	74	42.61	31.79	5.98	31.14	301	81	P	V
		5147.56	38.44	-15.56	54	31.8	31.79	5.99	31.14	301	81	A	V
	*	5260	107.68	-	-	100.9	31.86	6.07	31.15	301	81	P	V
	*	5260	96.72	-	-	89.94	31.86	6.07	31.15	301	81	A	V
		5417.28	49.35	-24.65	74	42.37	31.95	6.18	31.15	301	81	P	V
		5355.36	38.21	-15.79	54	31.33	31.91	6.12	31.15	301	81	A	V
802.11n HT20 CH 60 5300MHz		5108.12	49.04	-24.96	74	42.44	31.77	5.97	31.14	112	221	P	H
		5144.5	37.75	-16.25	54	31.11	31.79	5.99	31.14	112	221	A	H
	*	5300	109.93	-	-	103.11	31.88	6.09	31.15	112	221	P	H
	*	5300	98.99	-	-	92.17	31.88	6.09	31.15	112	221	A	H
		5356.56	52.14	-21.86	74	45.26	31.91	6.12	31.15	112	221	P	H
		5352.24	41.63	-12.37	54	34.75	31.91	6.12	31.15	112	221	A	H
		5127.5	48.92	-25.08	74	42.3	31.78	5.98	31.14	283	78	P	V
		5144.84	37.55	-16.45	54	30.91	31.79	5.99	31.14	283	78	A	V
	*	5300	106.8	-	-	99.98	31.88	6.09	31.15	283	78	P	V
	*	5300	96.09	-	-	89.27	31.88	6.09	31.15	283	78	A	V
	5365.2	50.9	-23.1	74	43.99	31.92	6.14	31.15	283	78	P	V	
	5350.08	39.93	-14.07	54	33.05	31.91	6.12	31.15	283	78	A	V	



802.11n HT20 CH 64 5320MHz	*	5320	109.74	-	-	102.9	31.89	6.1	31.15	115	220	P	H
	*	5320	98.46	-	-	91.62	31.89	6.1	31.15	115	220	A	H
		5351.68	60.09	-13.91	74	53.21	31.91	6.12	31.15	115	220	P	H
		5350.88	48.05	-5.95	54	41.17	31.91	6.12	31.15	115	220	A	H
	*	5320	107	-	-	100.16	31.89	6.1	31.15	311	79	P	V
	*	5320	96.3	-	-	89.46	31.89	6.1	31.15	311	79	A	V
		5352.32	55.55	-18.45	74	48.67	31.91	6.12	31.15	311	79	P	V
		5350.72	45.09	-8.91	54	38.21	31.91	6.12	31.15	311	79	A	V
Remark	<ol style="list-style-type: none"> No other spurious found. All results are PASS against Peak and Average limit line. 												



Band 2 5250~5350MHz
WIFI 802.11n HT20 (Harmonic @ 3m)

WIFI Ant. 1	Note	Frequency (MHz)	Level (dBμV/m)	Over Limit (dB)	Limit Line (dBμV/m)	Read Level (dBμV)	Antenna Factor (dB/m)	Path Loss (dB)	Preamp Factor (dB)	Ant Pos (cm)	Table Pos (deg)	Peak Avg. (P/A)	Pol. (H/V)
802.11n HT20		10520	52.22	-15.98	68.2	67.44	40.11	9.87	65.2	100	0	P	H
		15780	49.5	-24.5	74	63.64	38.05	12.32	64.51	100	0	P	H
5260MHz CH 52		10520	53.49	-14.71	68.2	68.71	40.11	9.87	65.2	100	0	P	V
		15780	48.53	-25.47	74	62.67	38.05	12.32	64.51	100	0	P	V
802.11n HT20 CH 60		10600	57.4	-16.6	74	72.5	40.18	9.9	65.18	100	337	P	H
		10600	40.84	-13.16	54	55.94	40.18	9.9	65.18	100	337	A	H
		15900	48.31	-25.69	74	62.9	37.81	12.37	64.77	100	0	P	H
		10600	61.1	-12.9	74	76.2	40.18	9.9	65.18	119	105	P	V
5300MHz CH 60		10600	44.65	-9.35	54	59.75	40.18	9.9	65.18	119	105	A	V
		15900	46.42	-27.58	74	61.01	37.81	12.37	64.77	100	0	P	V
802.11n HT20 CH 64		10640	58.17	-15.83	74	73.22	40.21	9.91	65.17	100	340	P	H
		10640	41.49	-12.51	54	56.54	40.21	9.91	65.17	100	340	A	H
		15960	49.52	-24.48	74	64.39	37.67	12.38	64.92	100	0	P	H
		10640	62.08	-11.92	74	77.13	40.21	9.91	65.17	124	104	P	V
		10640	45.17	-8.83	54	60.22	40.21	9.91	65.17	124	104	A	V
5320MHz CH 64		15960	46.41	-27.59	74	61.28	37.67	12.38	64.92	100	0	P	V
Remark	1. No other spurious found. 2. All results are PASS against Peak and Average limit line.												



Band 2 5250~5350MHz
WIFI 802.11n HT40 (Band Edge @ 3m)

WIFI Ant. 1	Note	Frequency (MHz)	Level (dBμV/m)	Over Limit (dB)	Limit Line (dBμV/m)	Read Level (dBμV)	Antenna Factor (dB/m)	Path Loss (dB)	Preamp Factor (dB)	Ant Pos (cm)	Table Pos (deg)	Peak Avg. (P/A)	Pol. (H/V)
802.11n HT40 CH 54 5270MHz		5138.04	48.9	-25.1	74	42.28	31.78	5.98	31.14	117	223	P	H
		5147.9	38.97	-15.03	54	32.33	31.79	5.99	31.14	117	223	A	H
	*	5270	104.62	-	-	97.83	31.86	6.08	31.15	117	223	P	H
	*	5270	94.46	-	-	87.67	31.86	6.08	31.15	117	223	A	H
		5352	51.63	-22.37	74	44.75	31.91	6.12	31.15	117	223	P	H
		5351.28	41.18	-12.82	54	34.3	31.91	6.12	31.15	117	223	A	H
		5147.22	49.64	-24.36	74	43	31.79	5.99	31.14	317	80	P	V
		5147.56	39.16	-14.84	54	32.52	31.79	5.99	31.14	317	80	A	V
	*	5270	102.2	-	-	95.41	31.86	6.08	31.15	317	80	P	V
	*	5270	91.9	-	-	85.11	31.86	6.08	31.15	317	80	A	V
		5357.52	49.4	-24.6	74	42.52	31.91	6.12	31.15	317	80	P	V
		5350.8	39.37	-14.63	54	32.49	31.91	6.12	31.15	317	80	A	V
802.11n HT40 CH 62 5310MHz		5142.46	49.73	-24.27	74	43.1	31.79	5.98	31.14	111	224	P	H
		5144.16	38.63	-15.37	54	31.99	31.79	5.99	31.14	111	224	A	H
	*	5310	104.19	-	-	97.35	31.89	6.1	31.15	111	224	P	H
	*	5310	93.75	-	-	86.91	31.89	6.1	31.15	111	224	A	H
		5352.48	56.66	-17.34	74	49.78	31.91	6.12	31.15	111	224	P	H
		5351.52	47.16	-6.84	54	40.28	31.91	6.12	31.15	111	224	A	H
		5110.16	48.62	-25.38	74	42.02	31.77	5.97	31.14	296	81	P	V
		5146.88	38.57	-15.43	54	31.93	31.79	5.99	31.14	296	81	A	V
	*	5310	102.05	-	-	95.21	31.89	6.1	31.15	296	81	P	V
	*	5310	91.63	-	-	84.79	31.89	6.1	31.15	296	81	A	V
	5352.48	54.59	-19.41	74	47.71	31.91	6.12	31.15	296	81	P	V	
	5351.28	44.43	-9.57	54	37.55	31.91	6.12	31.15	296	81	A	V	
Remark	1. No other spurious found. 2. All results are PASS against Peak and Average limit line.												



Band 2 5250~5350MHz
WIFI 802.11n HT40 (Harmonic @ 3m)

Table with 14 columns: WIFI Ant. 1, Note, Frequency (MHz), Level (dBµV/m), Over Limit (dB), Limit Line (dBµV/m), Read Level (dBµV), Antenna Factor (dB/m), Path Loss (dB), Preamp Factor (dB), Ant Pos (cm), Table Pos (deg), Peak Avg. (P/A), Pol. (H/V). Rows include 802.11n HT40 CH 54 at 10540 and 15810 MHz, and 5310MHz HT40 CH 62 at 10620 and 15930 MHz.



Band 2 5250~5350MHz
WIFI 802.11ac VHT80 (Band Edge @ 3m)

Table with 14 columns: WIFI Ant. 1, Note, Frequency (MHz), Level (dBµV/m), Over Limit (dB), Limit Line (dBµV/m), Read Level (dBµV), Antenna Factor (dB/m), Path Loss (dB), Preamp Factor (dB), Ant Pos (cm), Table Pos (deg), Peak Avg. (P/A), Pol. (H/V). Rows include test results for 802.11ac VHT80 CH 58 5290MHz and a Remark section.



Band 2 5250~5350MHz

WIFI 802.11ac VHT80 (Harmonic @ 3m)

WIFI Ant. 1	Note	Frequency (MHz)	Level (dBμV/m)	Over Limit (dB)	Limit Line (dBμV/m)	Read Level (dBμV)	Antenna Factor (dB/m)	Path Loss (dB)	Preamp Factor (dB)	Ant Pos (cm)	Table Pos (deg)	Peak Avg. (P/A)	Pol. (H/V)
802.11ac		10580	47.78	-26.22	74	62.89	40.17	9.9	65.18	100	0	P	H
VHT80		15870	44.79	-29.21	74	59.33	37.84	12.35	64.73	100	0	P	H
CH 58		10580	46.31	-27.69	74	61.42	40.17	9.9	65.18	100	0	P	V
5290MHz		15870	44.74	-29.26	74	59.28	37.84	12.35	64.73	100	0	P	V
Remark	1. No other spurious found. 2. All results are PASS against Peak and Average limit line.												



Band 3 - 5470~5725MHz
WIFI 802.11a (Band Edge @ 3m)

WIFI	Note	Frequency	Level	Over	Limit	Read	Antenna	Path	Preamp	Ant	Table	Peak	Pol.
Ant.				Limit	Line	Level	Factor	Loss	Factor	Pos	Pos	Avg.	
1		(MHz)	(dBμV/m)	(dB)	(dBμV/m)	(dBμV)	(dB/m)	(dB)	(dB)	(cm)	(deg)	(P/A)	(H/V)
802.11a CH 100 5500MHz		5459.6	56.63	-17.37	74	49.6	31.97	6.21	31.15	107	225	P	H
		5466.16	57.5	-10.7	68.2	50.44	31.98	6.23	31.15	107	225	P	H
		5459.92	42.77	-11.23	54	35.74	31.97	6.21	31.15	107	225	A	H
	*	5500	108.21	-	-	101.12	32	6.24	31.15	107	225	P	H
	*	5500	97.63	-	-	90.54	32	6.24	31.15	107	225	A	H
		5454	51.57	-22.43	74	44.54	31.97	6.21	31.15	298	79	P	V
		5460.72	52.72	-15.48	68.2	45.69	31.97	6.21	31.15	298	79	P	V
		5457.04	40.2	-13.8	54	33.17	31.97	6.21	31.15	298	79	A	V
	*	5500	104.85	-	-	97.76	32	6.24	31.15	298	79	P	V
	*	5500	94.07	-	-	86.98	32	6.24	31.15	298	79	A	V
802.11a CH 116 5580MHz		5438.8	50.44	-23.56	74	43.44	31.96	6.19	31.15	114	225	P	H
		5461.84	48.97	-19.23	68.2	41.94	31.97	6.21	31.15	114	225	P	H
		5459.44	38.19	-15.81	54	31.16	31.97	6.21	31.15	114	225	A	H
	*	5580	108.81	-	-	101.59	32.1	6.32	31.2	114	225	P	H
	*	5580	98.27	-	-	91.05	32.1	6.32	31.2	114	225	A	H
		5728.775	50.19	-18.01	68.2	42.77	32.31	6.37	31.26	114	225	P	H
		5413.6	48.97	-25.03	74	41.99	31.95	6.18	31.15	275	82	P	V
		5466.64	48.71	-19.49	68.2	41.65	31.98	6.23	31.15	275	82	P	V
		5398.96	37.9	-16.1	54	30.95	31.94	6.16	31.15	275	82	A	V
	*	5580	106.35	-	-	99.13	32.1	6.32	31.2	275	82	P	V
	*	5580	95.56	-	-	88.34	32.1	6.32	31.2	275	82	A	V
	5755.55	48.9	-19.3	68.2	41.44	32.36	6.37	31.27	275	82	P	V	



802.11a CH 140 5700MHz	*	5700	109.04	-	-	101.66	32.27	6.36	31.25	117	228	P	H
	*	5700	98.66	-	-	91.28	32.27	6.36	31.25	117	228	A	H
		5730.36	59.76	-8.44	68.2	52.35	32.31	6.37	31.27	117	228	P	H
	*	5700	106.74	-	-	99.36	32.27	6.36	31.25	280	81	P	V
	*	5700	95.94	-	-	88.56	32.27	6.36	31.25	280	81	A	V
		5725.72	56.65	-11.55	68.2	49.23	32.31	6.37	31.26	280	81	P	V
Remark	1. No other spurious found. 2. All results are PASS against Peak and Average limit line.												



Band 3 - 5470~5725MHz
WIFI 802.11a (Harmonic @ 3m)

WIFI Ant. 1	Note	Frequency (MHz)	Level (dBμV/m)	Over Limit (dB)	Limit Line (dBμV/m)	Read Level (dBμV)	Antenna Factor (dB/m)	Path Loss (dB)	Preamp Factor (dB)	Ant Pos (cm)	Table Pos (deg)	Peak Avg. (P/A)	Pol. (H/V)
802.11a CH 100 5500MHz		11000	54.7	-19.3	74	69.22	40.5	10.08	65.1	116	332	P	H
		11000	40.23	-13.77	54	54.75	40.5	10.08	65.1	116	332	A	H
		16500	46.64	-21.56	68.2	59.65	39.6	12.49	65.1	100	0	P	H
		11000	61.16	-12.84	74	75.68	40.5	10.08	65.1	100	354	P	V
		11000	46.86	-7.14	54	61.38	40.5	10.08	65.1	100	354	A	V
		16500	46.47	-21.73	68.2	59.48	39.6	12.49	65.1	100	0	P	V
802.11a CH 116 5580MHz		11160	49.44	-24.56	74	64.11	40.37	10.16	65.2	100	0	P	H
		16740	45.64	-22.56	68.2	57.85	40.13	12.52	64.86	100	0	P	H
		11160	59.27	-14.73	74	73.94	40.37	10.16	65.2	100	0	P	V
		11160	45.14	-8.86	54	59.81	40.37	10.16	65.2	100	0	A	V
		16740	46.58	-21.62	68.2	58.79	40.13	12.52	64.86	100	0	P	V
802.11a CH 140 5700MHz		11400	46.56	-27.44	74	61.43	40.18	10.29	65.34	100	0	P	H
		17100	46.25	-21.95	68.2	57.01	41.06	12.64	64.46	100	0	P	H
		11400	57.79	-16.21	74	72.66	40.18	10.29	65.34	110	0	P	V
		11400	43.13	-10.87	54	58	40.18	10.29	65.34	110	0	A	V
		17100	48.08	-20.12	68.2	58.84	41.06	12.64	64.46	100	0	P	V
Remark	1. No other spurious found. 2. All results are PASS against Peak and Average limit line.												



Band 3 - 5470~5725MHz
WIFI 802.11n HT20 (Band Edge @ 3m)

Table with 14 columns: WIFI Ant. 1, Note, Frequency (MHz), Level (dBµV/m), Over Limit (dB), Limit Line (dBµV/m), Read Level (dBµV), Antenna Factor (dB/m), Path Loss (dB), Preamp Factor (dB), Ant Pos (cm), Table Pos (deg), Peak Avg. (P/A), Pol. (H/V). Rows include data for 802.11n HT20 CH 100 (5500MHz) and 802.11n HT20 CH 116 (5580MHz).



802.11n	*	5700	108.58	-	-	101.2	32.27	6.36	31.25	109	218	P	H
	*	5700	97.62	-	-	90.24	32.27	6.36	31.25	109	218	A	H
HT20		5727.88	60.44	-7.76	68.2	53.02	32.31	6.37	31.26	109	218	P	H
CH 140	*	5700	105.72	-	-	98.34	32.27	6.36	31.25	271	83	P	V
5700MHz	*	5700	94.53	-	-	87.15	32.27	6.36	31.25	271	83	A	V
		5725.48	56.63	-11.57	68.2	49.21	32.31	6.37	31.26	271	83	P	V
Remark	1. No other spurious found. 2. All results are PASS against Peak and Average limit line.												



Band 3 - 5470~5725MHz
WIFI 802.11n HT20 (Harmonic @ 3m)

WIFI Ant. 1	Note	Frequency (MHz)	Level (dBμV/m)	Over Limit (dB)	Limit Line (dBμV/m)	Read Level (dBμV)	Antenna Factor (dB/m)	Path Loss (dB)	Preamp Factor (dB)	Ant Pos (cm)	Table Pos (deg)	Peak Avg. (P/A)	Pol. (H/V)
802.11n HT20 CH 100 5500MHz		11000	54.07	-19.93	74	68.59	40.5	10.08	65.1	100	330	P	H
		11000	38.6	-15.4	54	53.12	40.5	10.08	65.1	100	330	A	H
		16500	45.23	-22.97	68.2	58.24	39.6	12.49	65.1	100	0	P	H
		11000	58.63	-15.37	74	73.15	40.5	10.08	65.1	100	354	P	V
		11000	42.3	-11.7	54	56.82	40.5	10.08	65.1	100	354	A	V
		16500	44.51	-23.69	68.2	57.52	39.6	12.49	65.1	100	0	P	V
802.11n HT20 CH 116 5580MHz		11160	49.92	-24.08	74	64.59	40.37	10.16	65.2	100	0	P	H
		16740	45.99	-22.21	68.2	58.2	40.13	12.52	64.86	100	0	P	H
		11160	60.65	-13.35	74	75.32	40.37	10.16	65.2	100	0	P	V
		11160	44.68	-9.32	54	59.35	40.37	10.16	65.2	100	0	A	V
		16740	46.24	-21.96	68.2	58.45	40.13	12.52	64.86	100	0	P	V
802.11n HT20 CH 140 5700MHz		11400	46.69	-27.31	74	61.56	40.18	10.29	65.34	100	0	P	H
		17100	46.17	-22.03	68.2	56.93	41.06	12.64	64.46	100	0	P	H
		11400	58.21	-15.79	74	73.08	40.18	10.29	65.34	100	0	P	V
		11400	42.2	-11.8	54	57.07	40.18	10.29	65.34	100	0	A	V
		17100	46.57	-21.63	68.2	57.33	41.06	12.64	64.46	100	0	P	V
Remark	1. No other spurious found. 2. All results are PASS against Peak and Average limit line.												



Band 3 - 5470~5725MHz
WIFI 802.11n HT40 (Band Edge @ 3m)

WIFI Ant. 1	Note	Frequency (MHz)	Level (dBμV/m)	Over Limit (dB)	Limit Line (dBμV/m)	Read Level (dBμV)	Antenna Factor (dB/m)	Path Loss (dB)	Preamp Factor (dB)	Ant Pos (cm)	Table Pos (deg)	Peak Avg. (P/A)	Pol. (H/V)
802.11n HT40 CH 102 5510MHz		5450.32	55.72	-18.28	74	48.69	31.97	6.21	31.15	115	224	P	H
		5467.6	59.02	-9.18	68.2	51.96	31.98	6.23	31.15	115	224	P	H
		5459.68	44.55	-9.45	54	37.52	31.97	6.21	31.15	115	224	A	H
	*	5510	103	-	-	95.9	32	6.26	31.16	115	224	P	H
	*	5510	92.4	-	-	85.3	32	6.26	31.16	115	224	A	H
		5752.4	49.03	-19.17	68.2	41.57	32.36	6.37	31.27	115	224	P	H
		5459.92	52.45	-21.55	74	45.42	31.97	6.21	31.15	276	81	P	V
		5467.84	57.7	-10.5	68.2	50.64	31.98	6.23	31.15	276	81	P	V
		5459.92	42.71	-11.29	54	35.68	31.97	6.21	31.15	276	81	A	V
	*	5510	100.13	-	-	93.03	32	6.26	31.16	276	81	P	V
	*	5510	89.58	-	-	82.48	32	6.26	31.16	276	81	A	V
	5733.185	49.17	-19.03	68.2	41.76	32.31	6.37	31.27	276	81	P	V	
802.11n HT40 CH 110 5550MHz		5454.16	51.07	-22.93	74	44.04	31.97	6.21	31.15	100	225	P	H
		5460.88	52.12	-16.08	68.2	45.09	31.97	6.21	31.15	100	225	P	H
		5459.92	40.7	-13.3	54	33.67	31.97	6.21	31.15	100	225	A	H
	*	5550	103.2	-	-	96.01	32.07	6.29	31.17	100	225	P	H
	*	5550	92.49	-	-	85.3	32.07	6.29	31.17	100	225	A	H
		5742.32	50.46	-17.74	68.2	43.02	32.34	6.37	31.27	100	225	P	H
		5455.6	49.94	-24.06	74	42.91	31.97	6.21	31.15	285	81	P	V
		5467.12	49.7	-18.5	68.2	42.64	31.98	6.23	31.15	285	81	P	V
		5458.96	39.55	-14.45	54	32.52	31.97	6.21	31.15	285	81	A	V
	*	5550	100.03	-	-	92.84	32.07	6.29	31.17	285	81	P	V
	*	5550	89.19	-	-	82	32.07	6.29	31.17	285	81	A	V
	5743.265	49.34	-18.86	68.2	41.9	32.34	6.37	31.27	285	81	P	V	



802.11n HT40 CH 134 5670MHz		5357	48.84	-25.16	74	41.96	31.91	6.12	31.15	100	213	P	H
		5461.3	47.66	-20.54	68.2	40.63	31.97	6.21	31.15	100	213	P	H
		5451.15	38.6	-15.4	54	31.57	31.97	6.21	31.15	100	213	A	H
	*	5670	103.63	-	-	96.27	32.24	6.35	31.23	100	213	P	H
	*	5670	93.07	-	-	85.71	32.24	6.35	31.23	100	213	A	H
		5726.675	54.73	-13.47	68.2	47.31	32.31	6.37	31.26	100	213	P	H
		5450.45	48.77	-25.23	74	41.74	31.97	6.21	31.15	277	80	P	V
		5467.95	49.11	-19.09	68.2	42.05	31.98	6.23	31.15	277	80	P	V
		5459.2	38.44	-15.56	54	31.41	31.97	6.21	31.15	277	80	A	V
	*	5670	101.02	-	-	93.66	32.24	6.35	31.23	277	80	P	V
	*	5670	90.47	-	-	83.11	32.24	6.35	31.23	277	80	A	V
		5731.225	52.11	-16.09	68.2	44.7	32.31	6.37	31.27	277	80	P	V
Remark	1. No other spurious found. 2. All results are PASS against Peak and Average limit line.												



Band 3 - 5470~5725MHz
WIFI 802.11n HT40 (Harmonic @ 3m)

WIFI Ant. 1	Note	Frequency (MHz)	Level (dBμV/m)	Over Limit (dB)	Limit Line (dBμV/m)	Read Level (dBμV)	Antenna Factor (dB/m)	Path Loss (dB)	Preamp Factor (dB)	Ant Pos (cm)	Table Pos (deg)	Peak Avg. (P/A)	Pol. (H/V)
802.11n		11020	47.35	-26.65	74	61.87	40.49	10.1	65.11	100	0	P	H
HT40		16530	44.22	-23.98	68.2	57.12	39.68	12.49	65.07	100	0	P	H
CH 102		11020	48.03	-25.97	74	62.55	40.49	10.1	65.11	100	0	P	V
5510MHz		16530	43.73	-24.47	68.2	56.63	39.68	12.49	65.07	100	0	P	V
802.11n		11100	48.43	-25.57	74	63.03	40.42	10.14	65.16	100	0	P	H
HT40		16650	46.68	-21.52	68.2	59.17	39.94	12.51	64.94	100	0	P	H
CH 110		11100	46.98	-27.02	74	61.58	40.42	10.14	65.16	100	0	P	V
5550MHz		16650	46.43	-21.77	68.2	58.92	39.94	12.51	64.94	100	0	P	V
802.11n		11345	47.27	-26.73	74	62.09	40.22	10.27	65.31	100	0	P	H
HT40		17010	47.32	-20.88	68.2	58.58	40.76	12.56	64.58	100	0	P	H
CH 134		11345	49.25	-24.75	74	64.07	40.22	10.27	65.31	100	0	P	V
5670MHz		17010	47.67	-20.53	68.2	58.93	40.76	12.56	64.58	100	0	P	V
Remark	1. No other spurious found. 2. All results are PASS against Peak and Average limit line.												



Band 3 - 5470~5725MHz
WIFI 802.11ac VHT80 (Band Edge @ 3m)

WIFI Ant. 1	Note	Frequency (MHz)	Level (dBμV/m)	Over Limit (dB)	Limit Line (dBμV/m)	Read Level (dBμV)	Antenna Factor (dB/m)	Path Loss (dB)	Preamp Factor (dB)	Ant Pos (cm)	Table Pos (deg)	Peak Avg. (P/A)	Pol. (H/V)
802.11ac VHT80 CH 106 5530MHz		5459.68	52.32	-21.68	74	45.29	31.97	6.21	31.15	103	225	P	H
		5468.08	52.73	-15.47	68.2	45.67	31.98	6.23	31.15	103	225	P	H
		5458.24	41.61	-12.39	54	34.58	31.97	6.21	31.15	103	225	A	H
	*	5530	95.7	-	-	88.58	32.02	6.27	31.17	103	225	P	H
	*	5530	85.58	-	-	78.46	32.02	6.27	31.17	103	225	A	H
		5738.54	49.29	-18.91	68.2	41.85	32.34	6.37	31.27	103	225	P	H
		5449.84	50.96	-23.04	74	43.93	31.97	6.21	31.15	287	80	P	V
		5465.92	50.71	-17.49	68.2	43.67	31.98	6.21	31.15	287	80	P	V
		5458.48	40.03	-13.97	54	33	31.97	6.21	31.15	287	80	A	V
	*	5530	92.18	-	-	85.06	32.02	6.27	31.17	287	80	P	V
	*	5530	81.99	-	-	74.87	32.02	6.27	31.17	287	80	A	V
		5741.375	49.16	-19.04	68.2	41.72	32.34	6.37	31.27	287	80	P	V
802.11ac VHT80 CH 122 5610MHz		5394.64	49.09	-24.91	74	42.14	31.94	6.16	31.15	101	225	P	H
		5464.24	48.11	-20.09	68.2	41.07	31.98	6.21	31.15	101	225	P	H
		5419.6	38.74	-15.26	54	31.76	31.95	6.18	31.15	101	225	A	H
	*	5610	99.9	-	-	92.63	32.14	6.34	31.21	101	225	P	H
	*	5610	89.59	-	-	82.32	32.14	6.34	31.21	101	225	A	H
		5725	50.72	-17.48	68.2	43.3	32.31	6.37	31.26	101	225	P	H
		5380.24	48.92	-25.08	74	41.99	31.93	6.15	31.15	270	81	P	V
		5465.92	48.3	-19.9	68.2	41.26	31.98	6.21	31.15	270	81	P	V
		5414.56	38.42	-15.58	54	31.44	31.95	6.18	31.15	270	81	A	V
	*	5610	96.95	-	-	89.68	32.14	6.34	31.21	270	81	P	V
	*	5610	86.41	-	-	79.14	32.14	6.34	31.21	270	81	A	V
		5745.155	49.17	-19.03	68.2	41.73	32.34	6.37	31.27	270	81	P	V
Remark	1. No other spurious found. 2. All results are PASS against Peak and Average limit line.												



Band 3 5470~5725MHz

WIFI 802.11ac VHT80 (Harmonic @ 3m)

WIFI Ant. 1	Note	Frequency (MHz)	Level (dBμV/m)	Over Limit (dB)	Limit Line (dBμV/m)	Read Level (dBμV)	Antenna Factor (dB/m)	Path Loss (dB)	Preamp Factor (dB)	Ant Pos (cm)	Table Pos (deg)	Peak Avg. (P/A)	Pol. (H/V)
802.11ac		11060	45.88	-28.12	74	60.45	40.45	10.12	65.14	100	0	P	H
VHT80		16590	45.5	-22.7	68.2	58.22	39.79	12.5	65.01	100	0	P	H
CH 106		11060	45.14	-28.86	74	59.71	40.45	10.12	65.14	100	0	P	V
5530MHz		16590	44.59	-23.61	68.2	57.31	39.79	12.5	65.01	100	0	P	V
802.11ac		11220	45.27	-28.73	74	59.97	40.33	10.2	65.23	100	0	P	H
VHT80		16830	47.38	-20.82	68.2	59.29	40.32	12.54	64.77	100	0	P	H
CH 122		11220	44.84	-29.16	74	59.54	40.33	10.2	65.23	100	0	P	V
5610MHz		16830	47.47	-20.73	68.2	59.38	40.32	12.54	64.77	100	0	P	V
Remark	1. No other spurious found. 2. All results are PASS against Peak and Average limit line.												



Emission below 1GHz
WIFI 802.11n HT40 (LF @ 3m)

WIFI	Note	Frequency	Level	Over	Limit	Read	Antenna	Path	Preamp	Ant	Table	Peak	Pol.
Ant.				Limit	Line	Level	Factor	Loss	Factor	Pos	Pos	Avg.	
1		(MHz)	(dBμV/m)	(dB)	(dBμV/m)	(dBμV)	(dB/m)	(dB)	(dB)	(cm)	(deg)	(P/A)	(H/V)
802.11n HT40 LF		45.93	17.95	-22.05	40	31.6	16.14	0.61	30.4	-	-	P	H
		177.96	25.55	-17.95	43.5	39.76	14.83	1.26	30.3	-	-	P	H
		298.65	22.72	-23.28	46	32.31	19.06	1.49	30.14	-	-	P	H
		440.7	25.8	-20.2	46	31.15	22.79	1.76	29.9	-	-	P	H
		753.6	30.92	-15.08	46	30.19	27.85	2.31	29.43	100	0	P	H
		960.1	35.25	-18.75	54	30.42	31.12	2.75	29.04	-	-	P	H
		34.05	32.26	-7.74	40	39.73	22.31	0.45	30.23	100	0	P	V
		180.93	21.13	-22.37	43.5	35.44	14.72	1.26	30.29	-	-	P	V
		270.57	21.32	-24.68	46	30.85	19.19	1.46	30.18	-	-	P	V
		446.3	26.68	-19.32	46	31.91	22.9	1.76	29.89	-	-	P	V
		895	34.7	-11.3	46	32.28	29	2.59	29.17	-	-	P	V
	979.7	34.16	-19.84	54	29.3	31.1	2.76	29	-	-	P	V	
Remark	1. No other spurious found. 2. All results are PASS against limit line.												



Note symbol

*	Fundamental Frequency which can be ignored. However, the level of any unwanted emissions shall not exceed the level of the fundamental frequency.
!	Test result is over limit line.
P/A	Peak or Average
H/V	Horizontal or Vertical



A calculation example for radiated spurious emission is shown as below:

WIFI	Note	Frequency	Level	Over	Limit	Read	Antenna	Path	Preamp	Ant	Table	Peak	Pol.
Ant.				Limit	Line	Level	Factor	Loss	Factor	Pos	Pos	Avg.	
1		(MHz)	(dBμV/m)	(dB)	(dBμV/m)	(dBμV)	(dB/m)	(dB)	(dB)	(cm)	(deg)	(P/A)	(H/V)
802.11b		2390	55.45	-18.55	74	54.51	32.22	4.58	35.86	103	308	P	H
CH 01													
2412MHz		2390	43.54	-10.46	54	42.6	32.22	4.58	35.86	103	308	A	H

1. Path Loss(dB) = Cable loss(dB) + Filter loss(dB) + Attenuator loss(dB)
2. Level(dBμV/m) = Antenna Factor(dB/m) + Path Loss(dB) + Read Level(dBμV) - Preamp Factor(dB)
3. Over Limit(dB) = Level(dBμV/m) – Limit Line(dBμV/m)

For Peak Limit @ 2390MHz:

1. Level(dBμV/m)
= Antenna Factor(dB/m) + Path Loss(dB) + Read Level(dBμV) - Preamp Factor(dB)
= 32.22(dB/m) + 4.58(dB) + 54.51(dBμV) – 35.86 (dB)
= 55.45 (dBμV/m)
2. Over Limit(dB)
= Level(dBμV/m) – Limit Line(dBμV/m)
= 55.45(dBμV/m) – 74(dBμV/m)
= -18.55(dB)

For Average Limit @ 2390MHz:

1. Level(dBμV/m)
= Antenna Factor(dB/m) + Path Loss(dB) + Read Level(dBμV) - Preamp Factor(dB)
= 32.22(dB/m) + 4.58(dB) + 42.6(dBμV) – 35.86 (dB)
= 43.54 (dBμV/m)
2. Over Limit(dB) = Level(dBμV/m) – Limit Line(dBμV/m)
= 43.54(dBμV/m) – 54(dBμV/m)
= -10.46(dB)

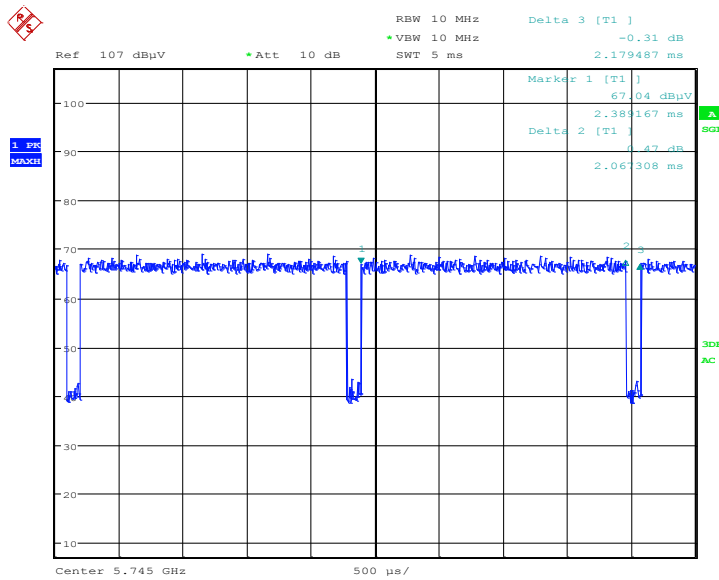
Both peak and average measured complies with the limit line, so test result is “PASS”.



Appendix B. Duty Cycle Plots

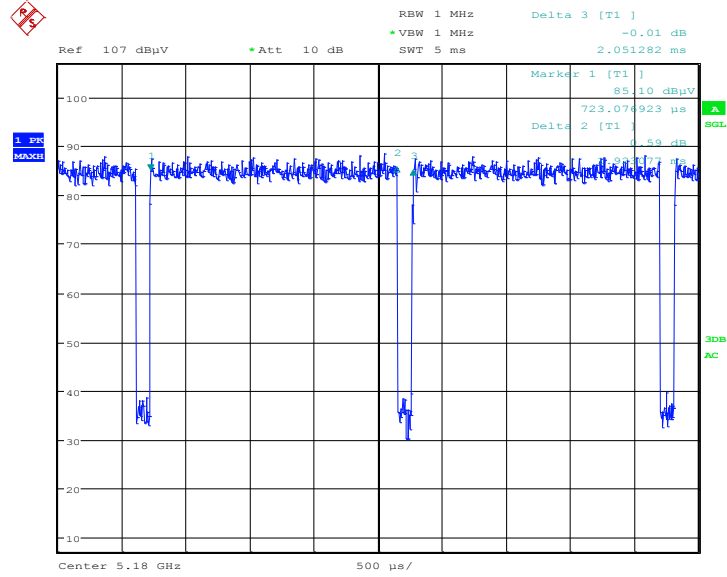
Band	Duty Cycle(%)	T(ms)	1/T(kHz)	VBW Setting
802.11a	94.85	2.067	0.484	1 kHz
802.11n HT20	93.75	1.923	0.520	1 kHz
802.11n HT40	89.59	0.952	1.051	3 kHz
802.11ac VHT80	83.81	0.465	2.152	3 kHz

802.11a

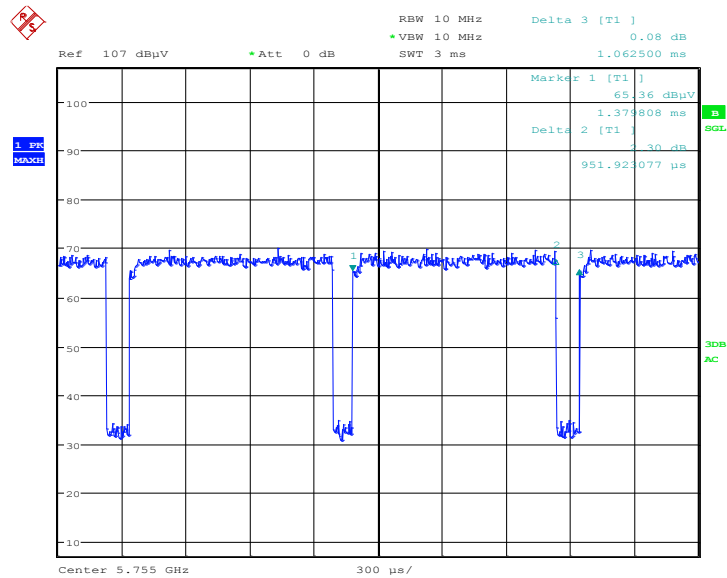




802.11n HT20



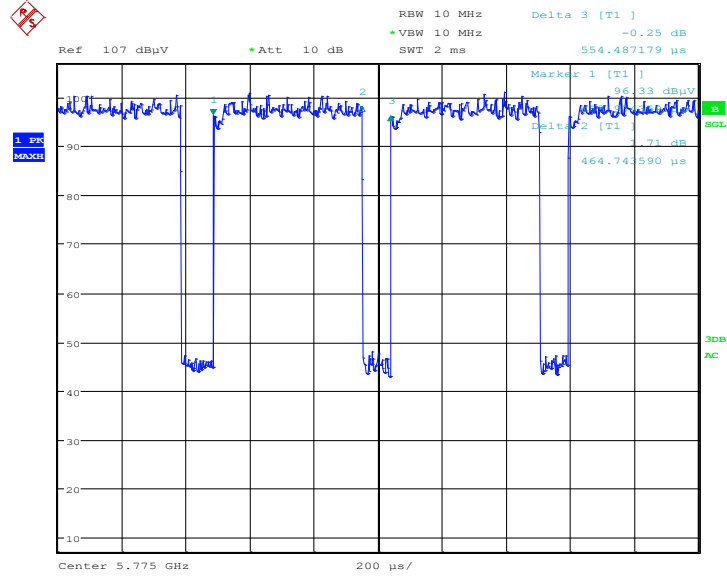
802.11n HT40



Date: 10.FEB.2018 16:51:37



802.11ac VHT80



Date: 10.FEB.2018 17:54:34



Appendix D. Reference Report

Please refer to Sporton report number FR7D2702E which is issued separately.