

## Appendix C. Setup Photographs

### <Conducted Emission>


#### Mode 1




<Radiated Emission>

X Plane for 802.11b

LF




HF




Z Plane for 802.11g

LF




HF



Z Plane for 802.11n HT20

LF



HF

