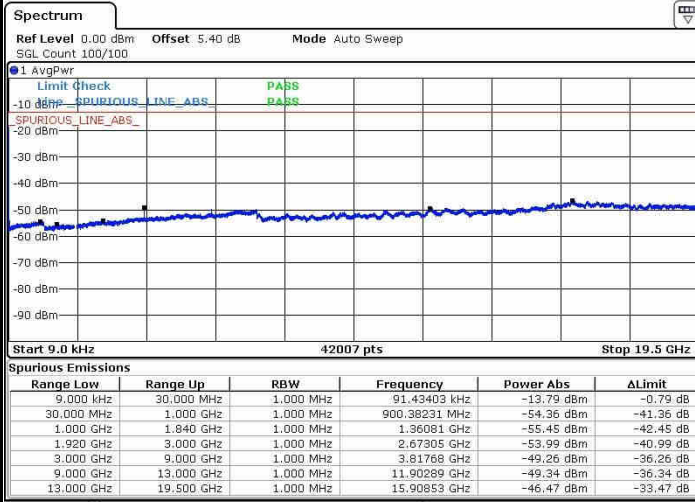




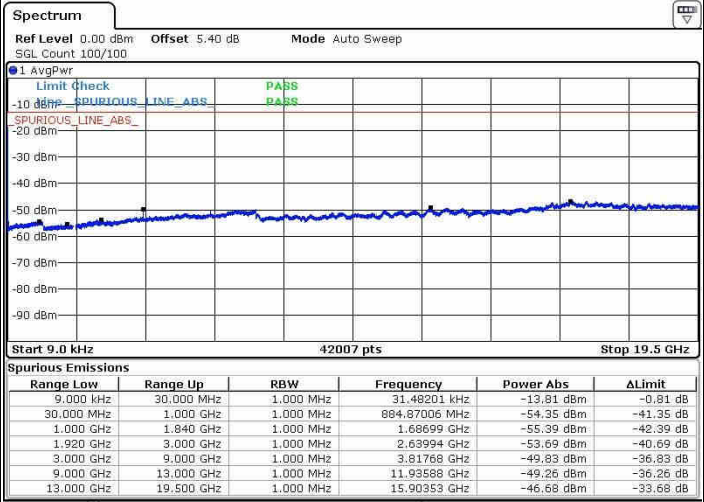
LTE Band 2 / 1.4MHz

Highest Channel / QPSK



Date: 15.MAR.2017 00:51:11

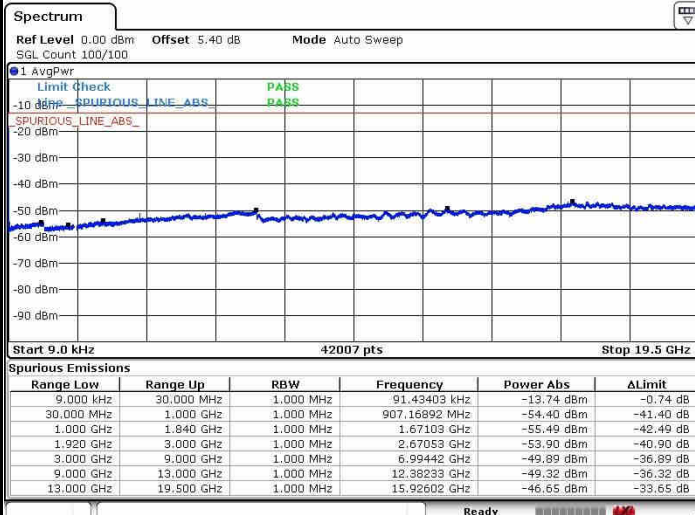
Highest Channel / 16QAM



Date: 15.MAR.2017 00:51:54

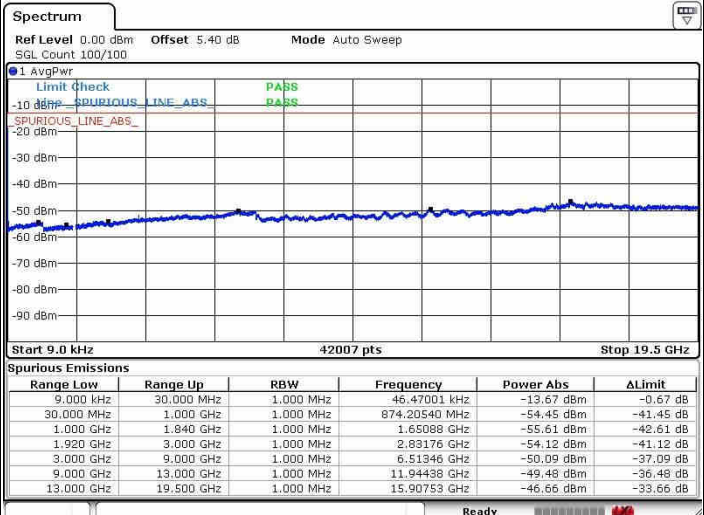
LTE Band 2 / 3MHz

Lowest Channel / QPSK



Date: 15.MAR.2017 00:54:31

Lowest Channel / 16QAM



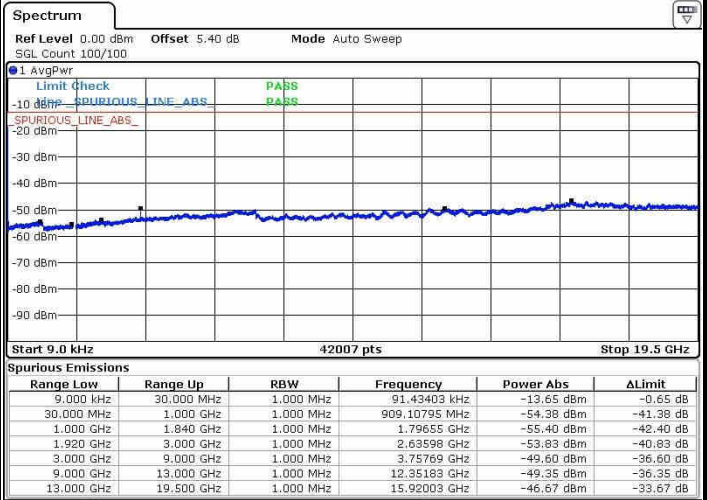
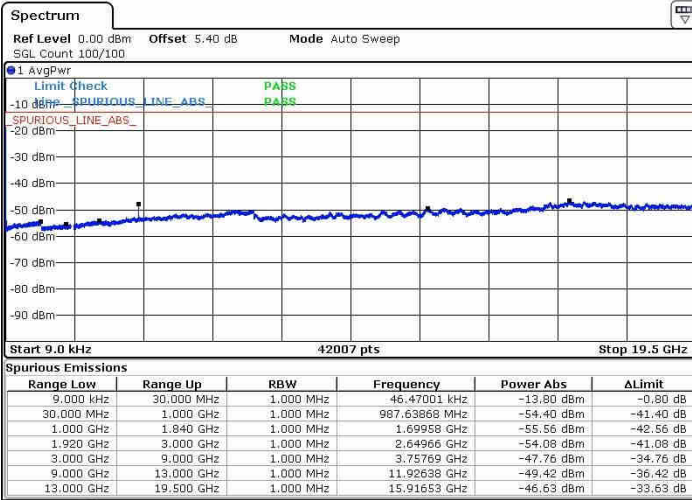
Date: 15.MAR.2017 00:55:17



LTE Band 2 / 3MHz

Middle Channel / QPSK

Middle Channel / 16QAM

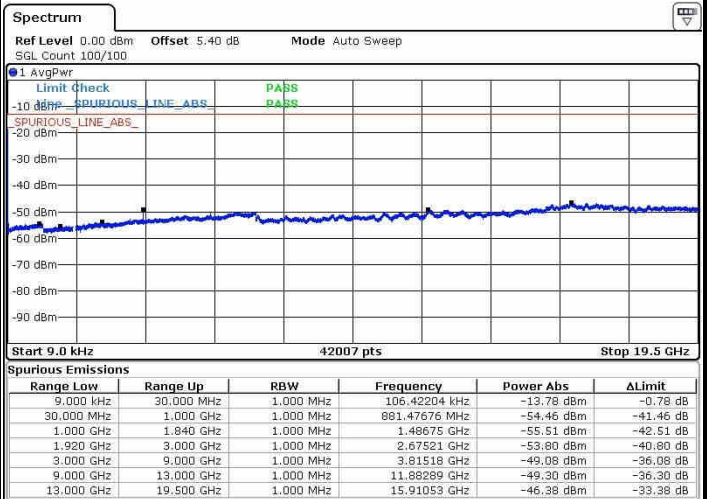
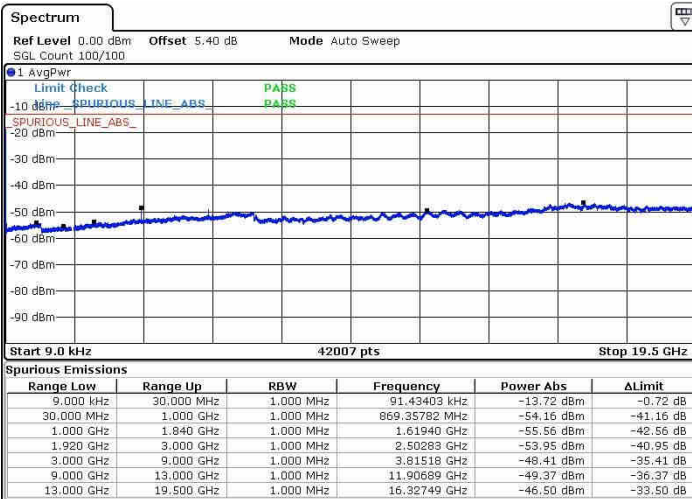


Date: 15 MAR 2017 00:57:06

Date: 15 MAR 2017 00:56:03

Highest Channel / QPSK

Highest Channel / 16QAM



Date: 15 MAR 2017 00:58:09

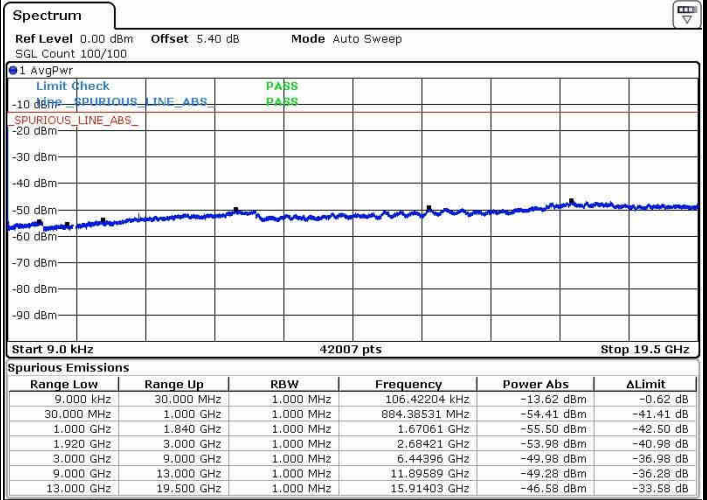
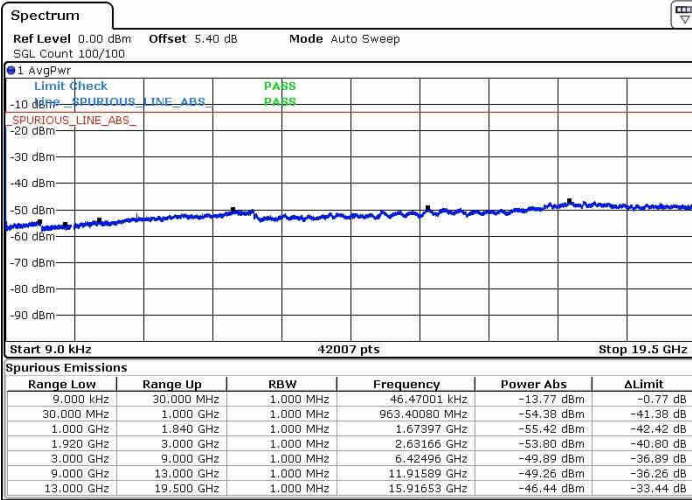
Date: 15 MAR 2017 00:58:52



LTE Band 2 / 5MHz

Lowest Channel / QPSK

Lowest Channel / 16QAM

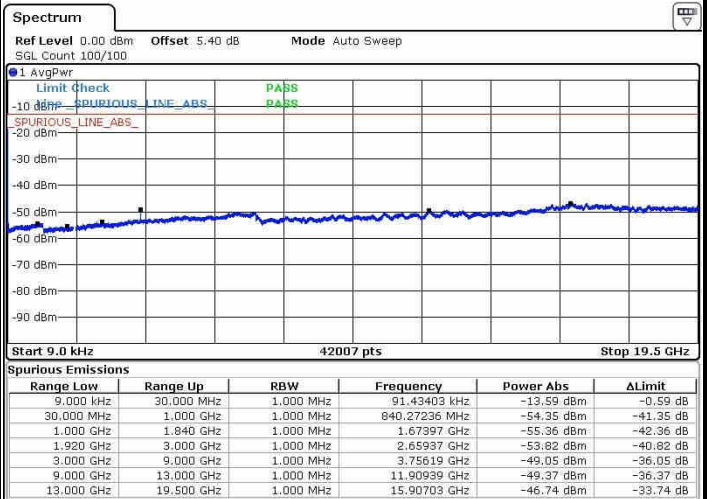
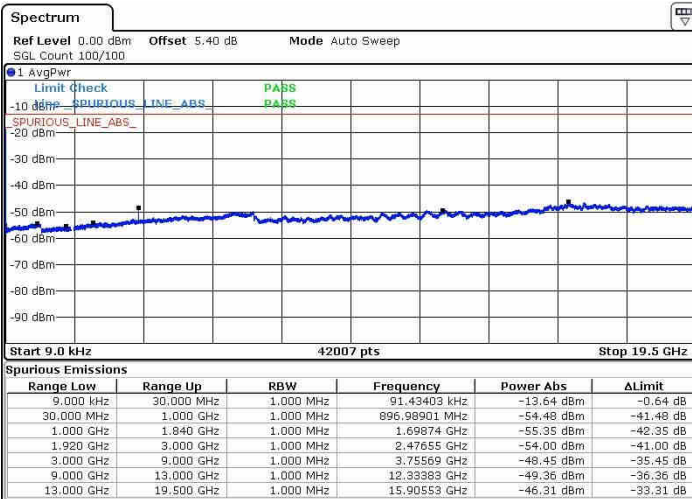


Date: 15 MAR 2017 01:00:06

Date: 15 MAR 2017 01:00:56

Middle Channel / QPSK

Middle Channel / 16QAM



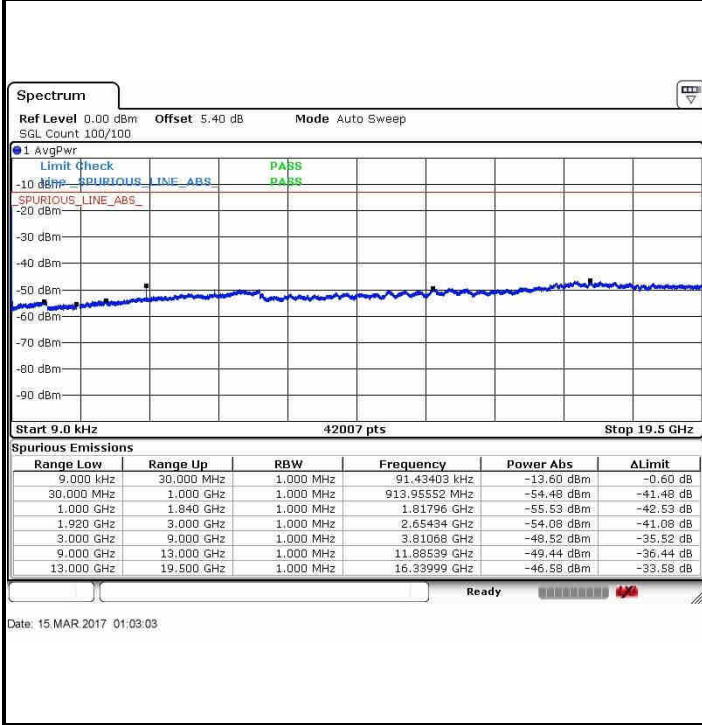
Date: 15 MAR 2017 01:02:20

Date: 15 MAR 2017 01:01:38



LTE Band 2 / 5MHz

Highest Channel / QPSK

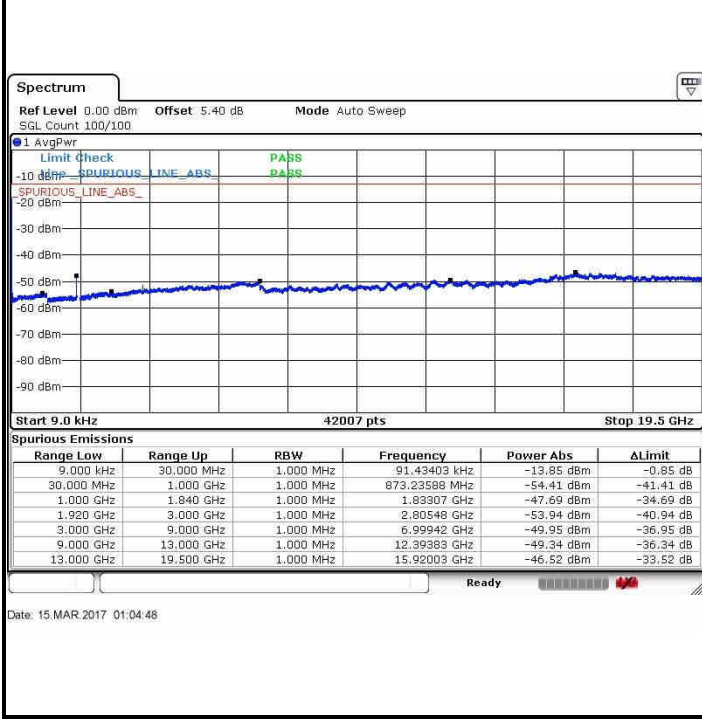


Highest Channel / 16QAM



LTE Band 2 / 10MHz

Lowest Channel / QPSK



Lowest Channel / 16QAM

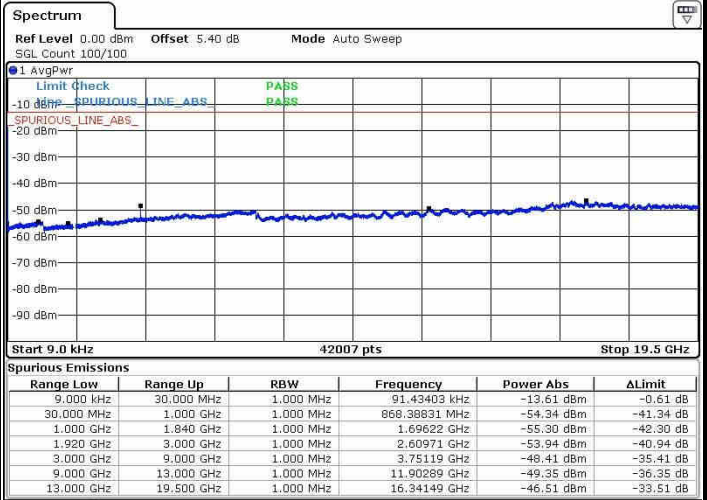
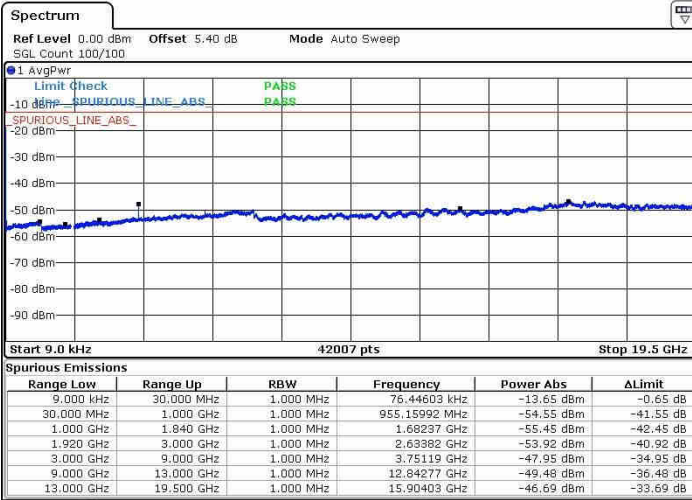




LTE Band 2 / 10MHz

Middle Channel / QPSK

Middle Channel / 16QAM

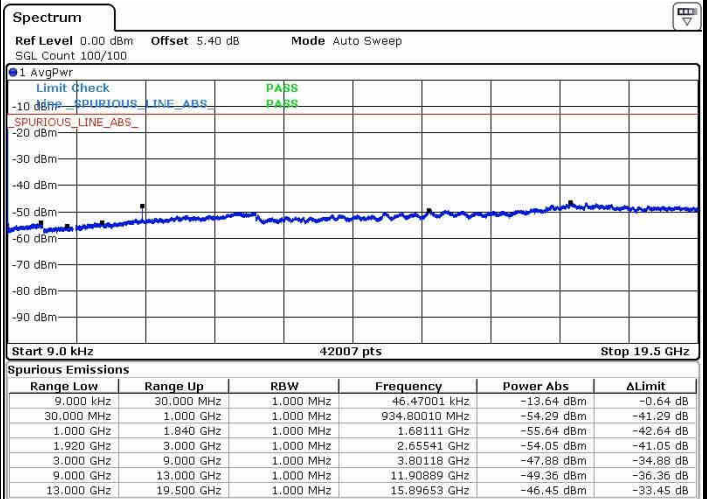
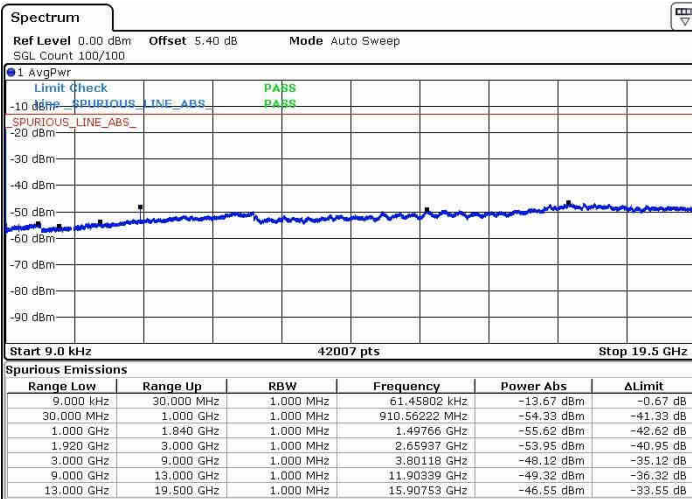


Date: 15.MAR.2017 01:07:31

Date: 15.MAR.2017 01:06:48

Highest Channel / QPSK

Highest Channel / 16QAM



Date: 15.MAR.2017 01:08:16

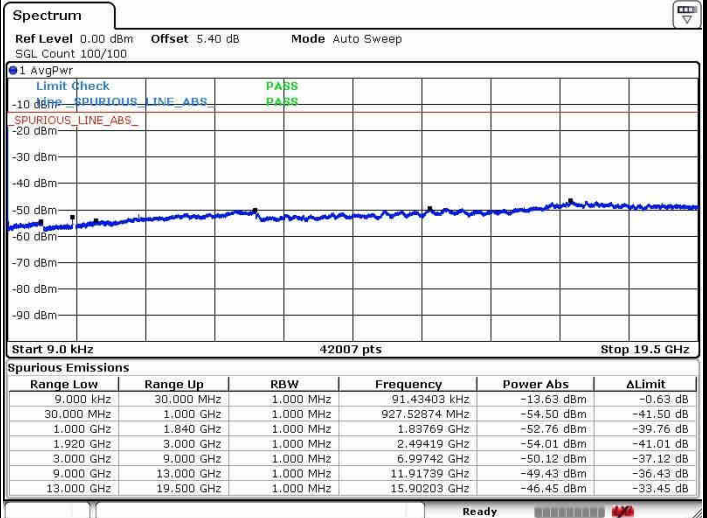
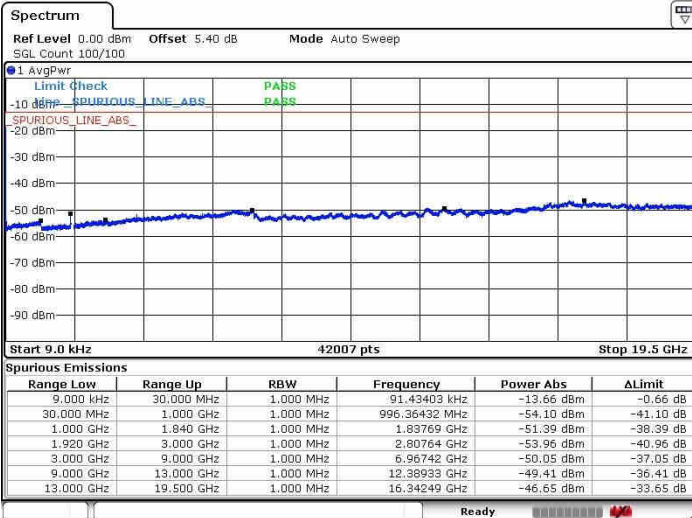
Date: 15.MAR.2017 01:09:00



LTE Band 2 / 15MHz

Lowest Channel / QPSK

Lowest Channel / 16QAM

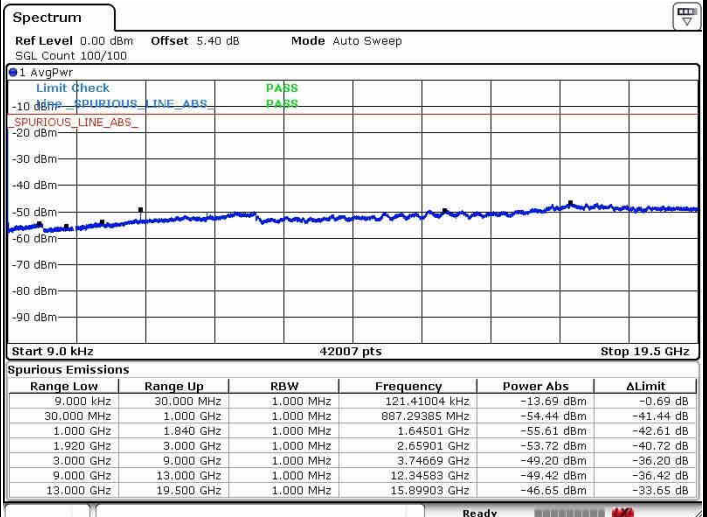
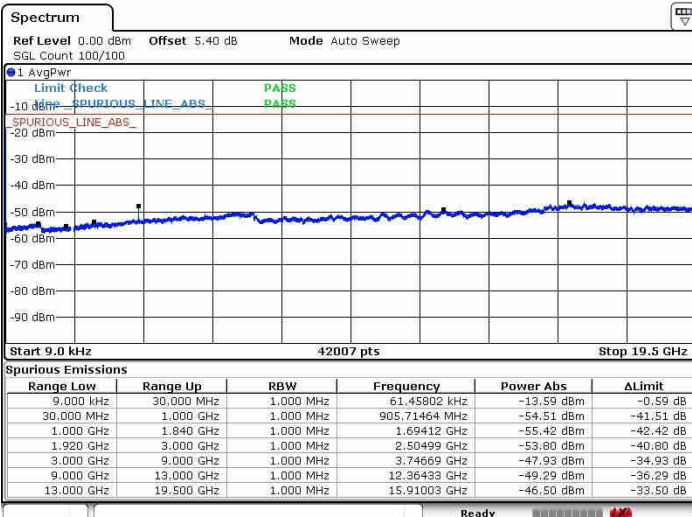


Date: 15 MAR 2017 01:10:32

Date: 15 MAR 2017 01:11:13

Middle Channel / QPSK

Middle Channel / 16QAM



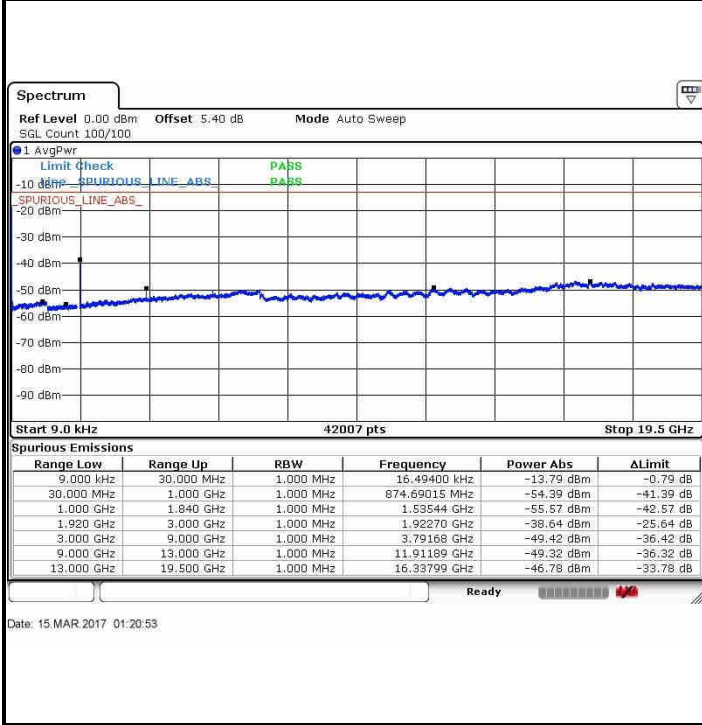
Date: 15 MAR 2017 01:12:42

Date: 15 MAR 2017 01:11:59



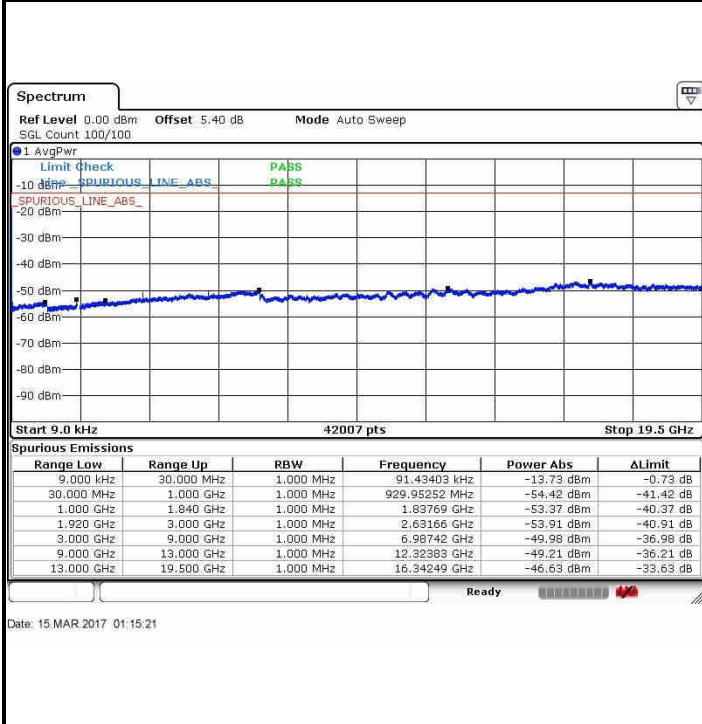
LTE Band 2 / 15MHz

Highest Channel / QPSK

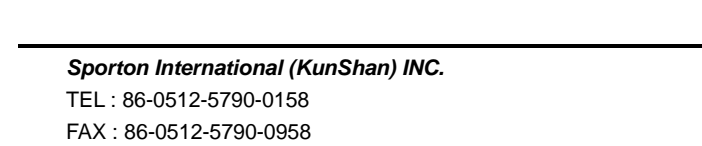


LTE Band 2 / 20MHz

Lowest Channel / QPSK



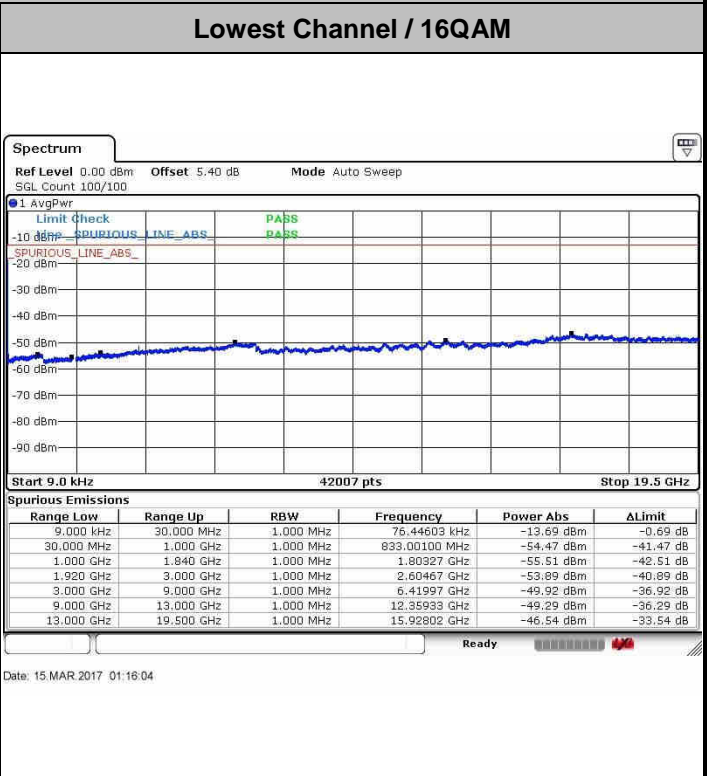
Lowest Channel / 16QAM



Highest Channel / 16QAM



Lowest Channel / 16QAM



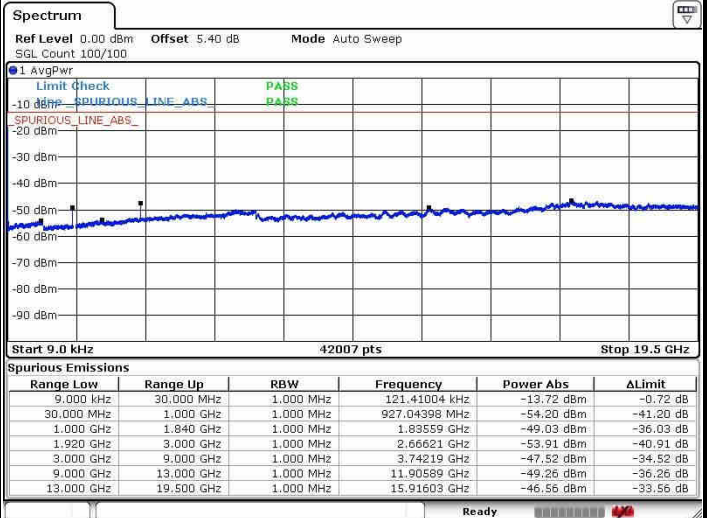
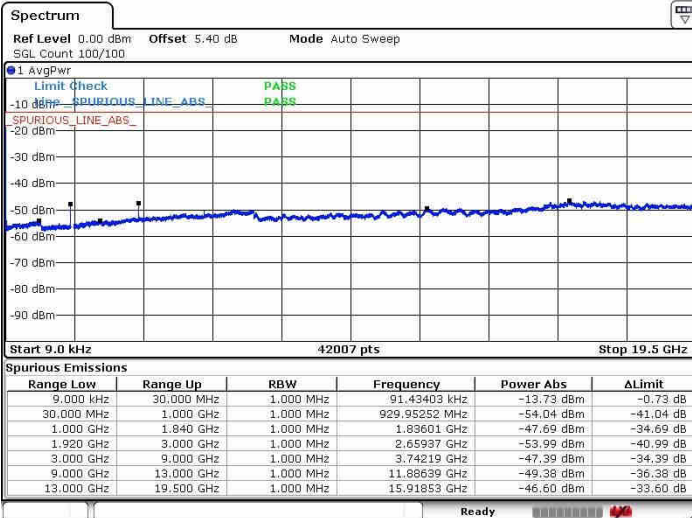
Lowest Channel / 16QAM



LTE Band 2 / 20MHz

Middle Channel / QPSK

Middle Channel / 16QAM

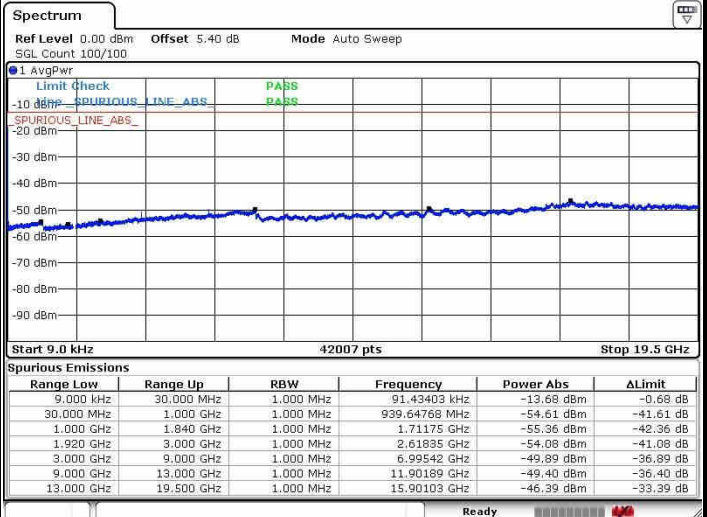
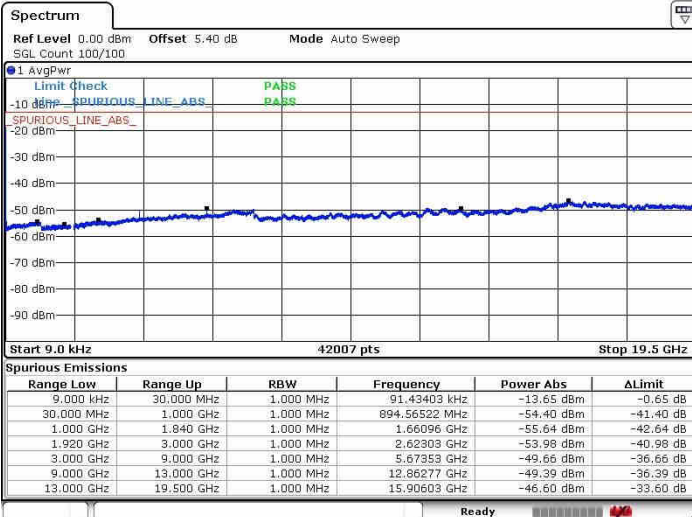


Date: 15.MAR.2017 01:17:33

Date: 15.MAR.2017 01:16:48

Highest Channel / QPSK

Highest Channel / 16QAM



Date: 15.MAR.2017 01:18:18

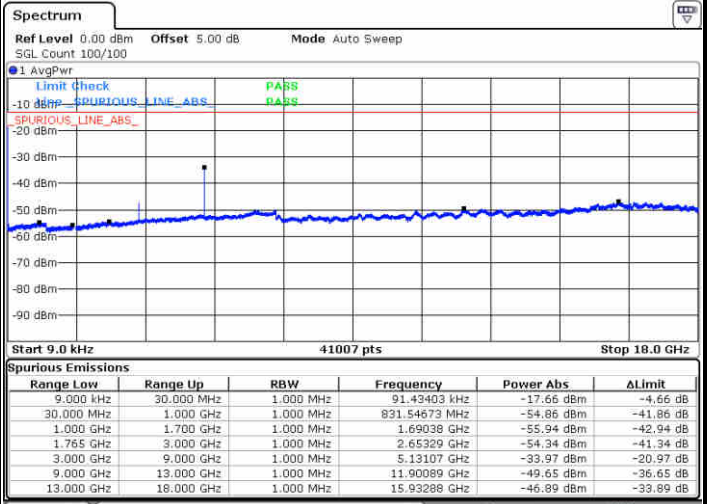
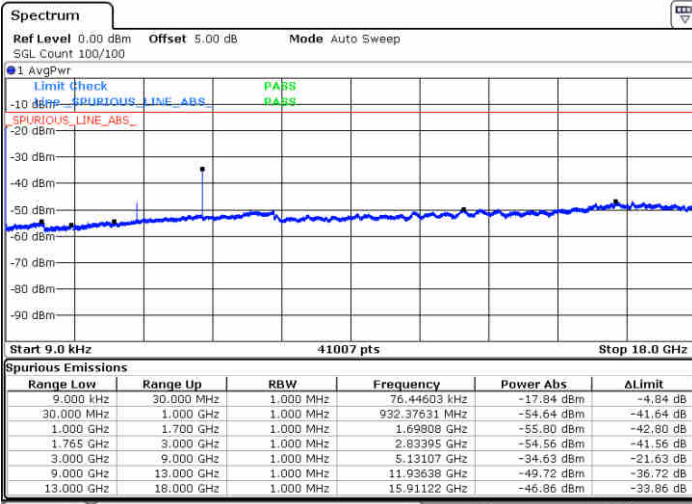
Date: 15.MAR.2017 01:18:59



LTE Band 4 / 1.4MHz

Lowest Channel / QPSK

Lowest Channel / 16QAM

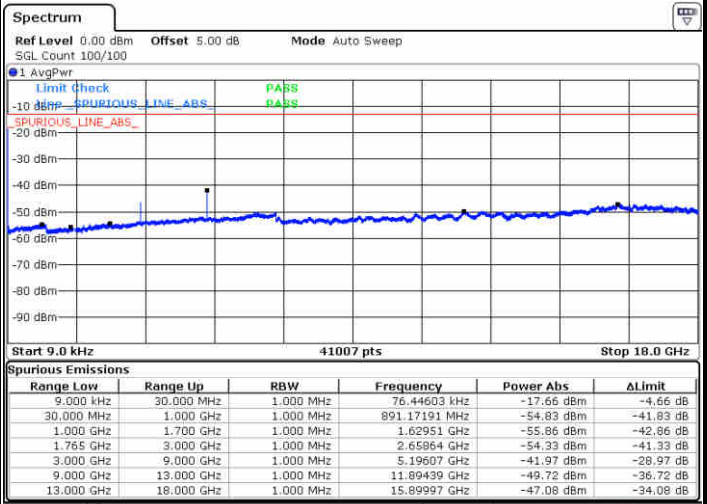
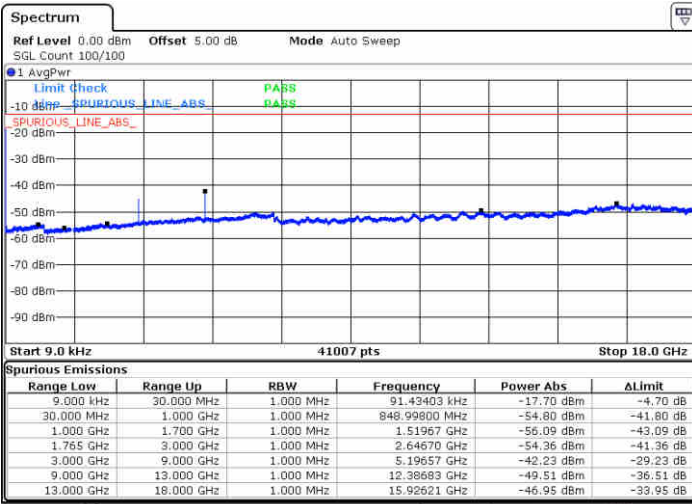


Date: 14.MAR.2017 14:04:22

Date: 14.MAR.2017 14:05:19

Middle Channel / QPSK

Middle Channel / 16QAM



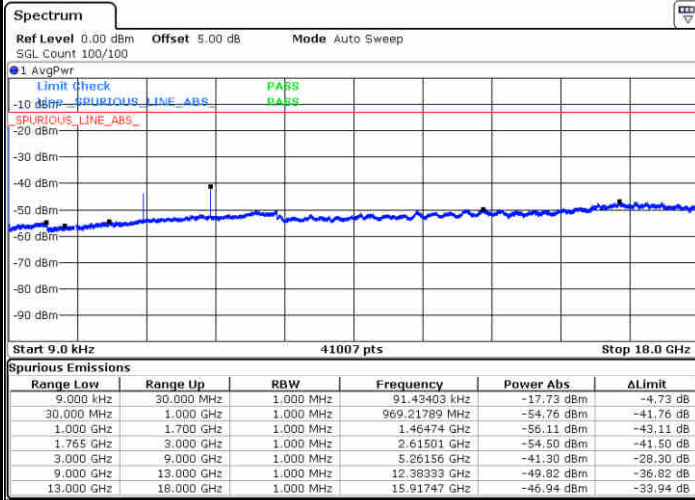
Date: 14.MAR.2017 14:06:18

Date: 14.MAR.2017 14:07:05



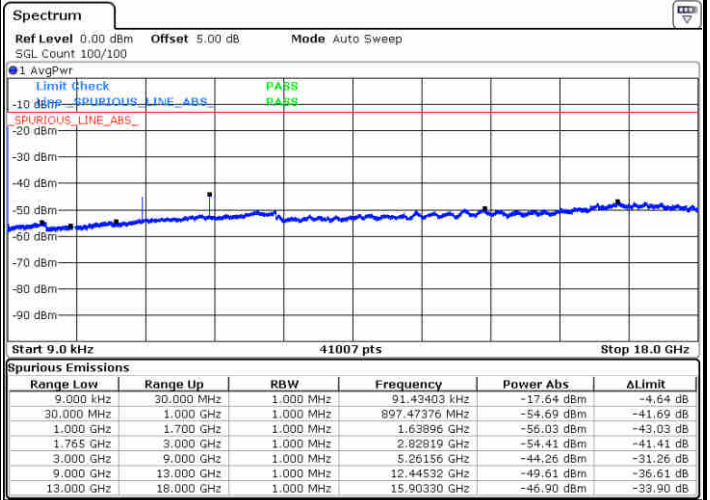
LTE Band 4 / 1.4MHz

Highest Channel / QPSK



Date: 14.MAR.2017 14:08:06

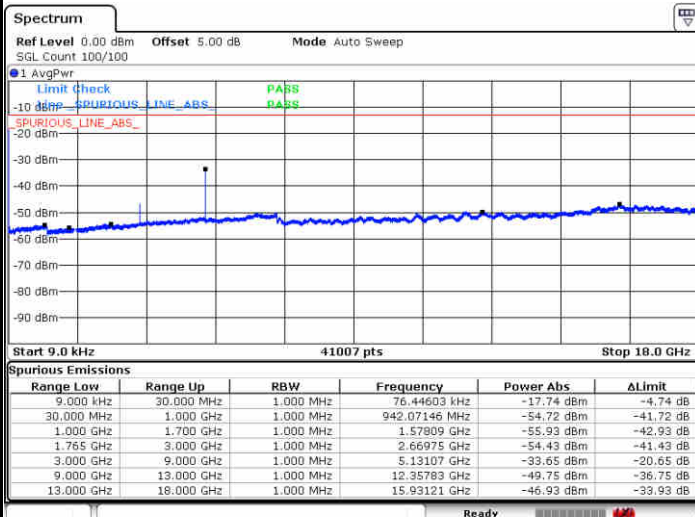
Highest Channel / 16QAM



Date: 14.MAR.2017 14:08:52

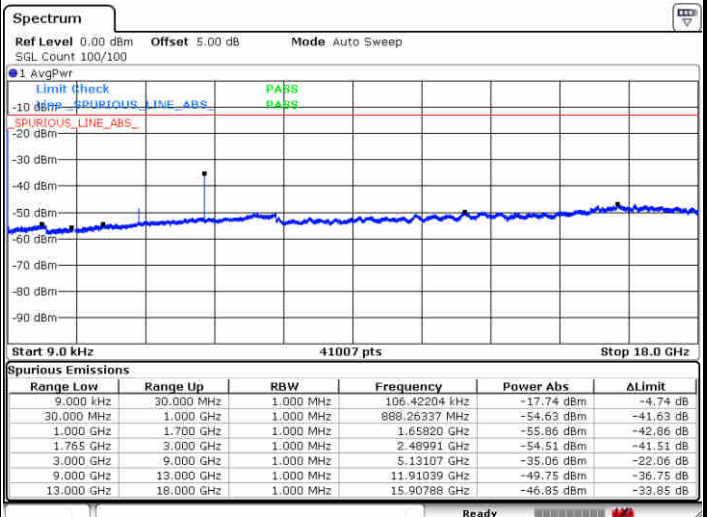
LTE Band 4 / 3MHz

Lowest Channel / QPSK



Date: 14.MAR.2017 14:10:12

Lowest Channel / 16QAM



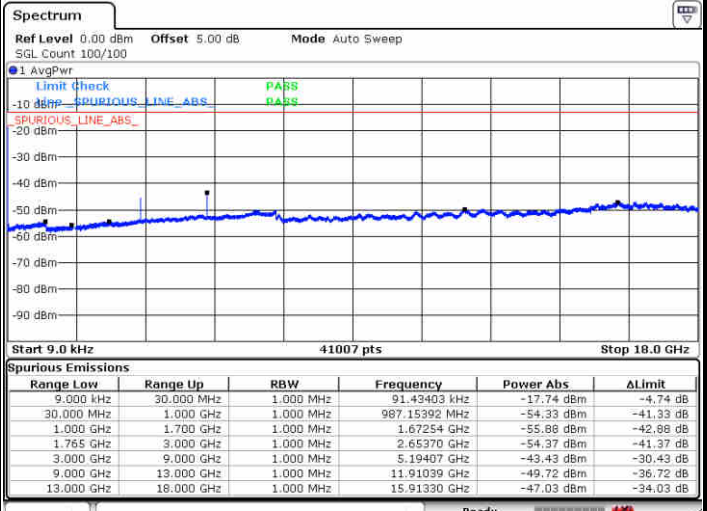
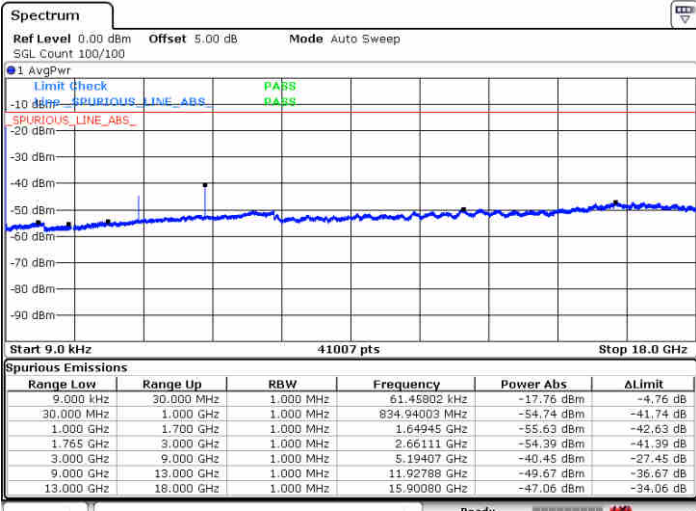
Date: 14.MAR.2017 14:11:05



LTE Band 4 / 3MHz

Middle Channel / QPSK

Middle Channel / 16QAM

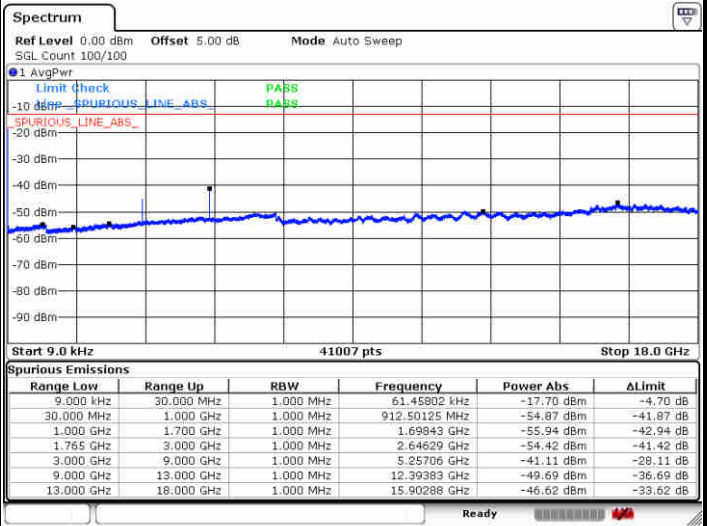
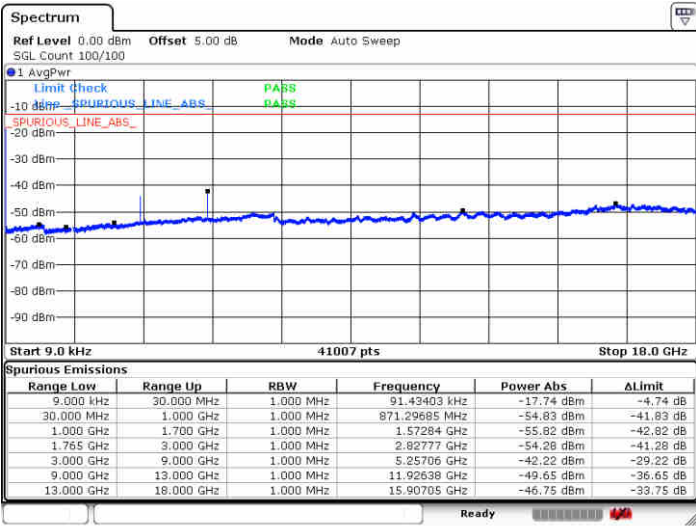


Date: 14.MAR.2017 14:12:02

Date: 14.MAR.2017 14:12:51

Highest Channel / QPSK

Highest Channel / 16QAM



Date: 14.MAR.2017 14:13:54

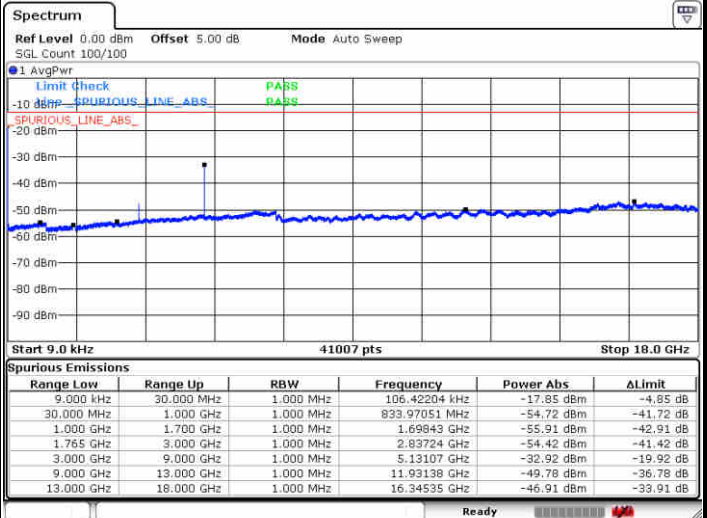
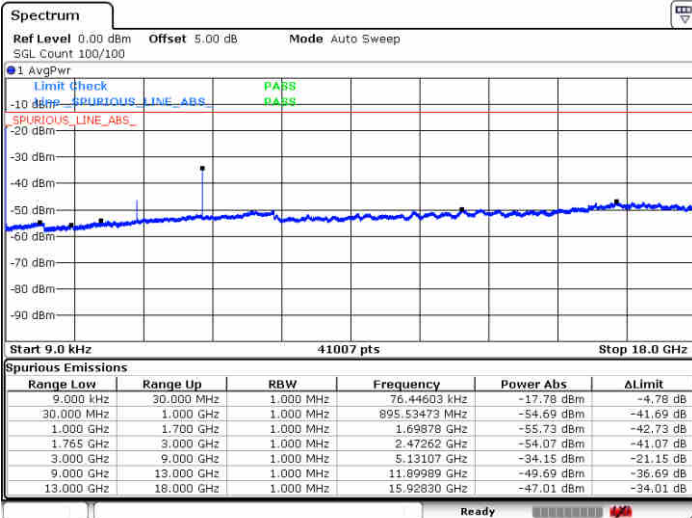
Date: 14.MAR.2017 14:14:41



LTE Band 4 / 5MHz

Lowest Channel / QPSK

Lowest Channel / 16QAM

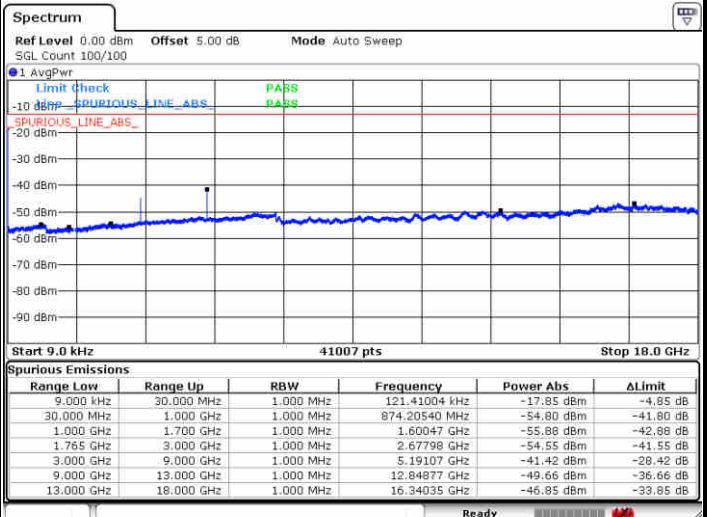
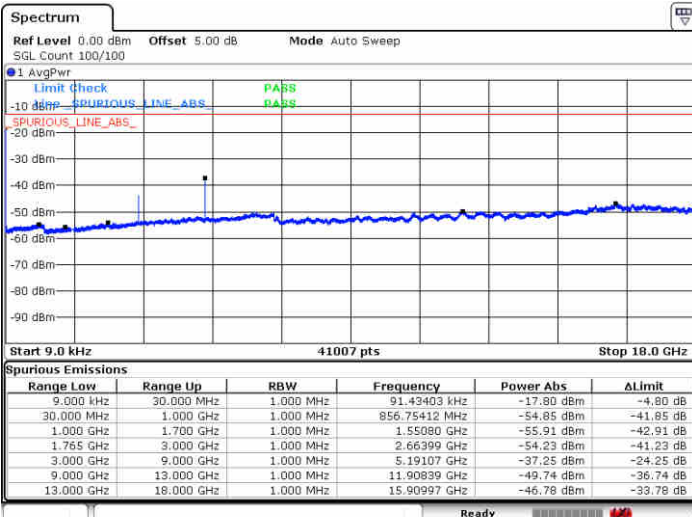


Date: 14.MAR.2017 14:15:54

Date: 14.MAR.2017 14:16:41

Middle Channel / QPSK

Middle Channel / 16QAM



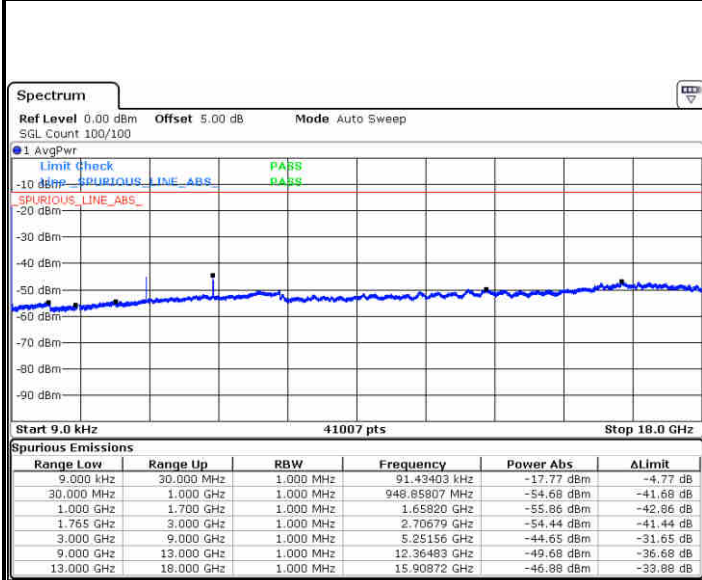
Date: 14.MAR.2017 14:17:35

Date: 14.MAR.2017 14:18:23



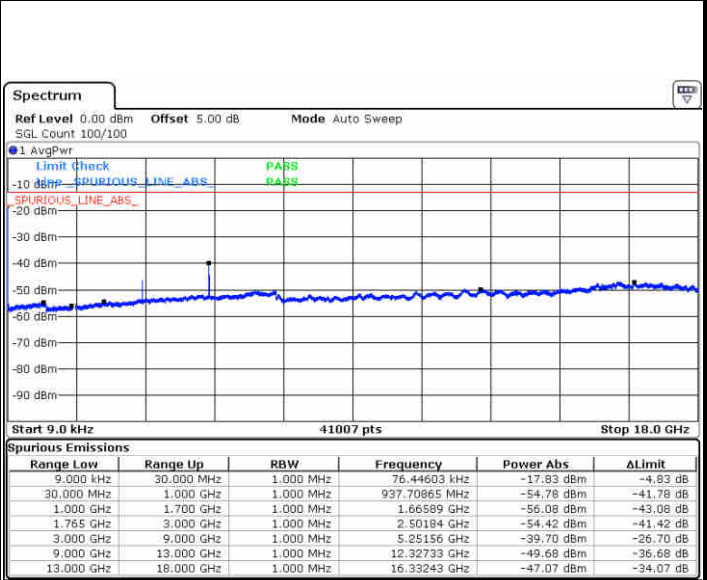
LTE Band 4 / 5MHz

Highest Channel / QPSK



Date: 14.MAR.2017 14:19:23

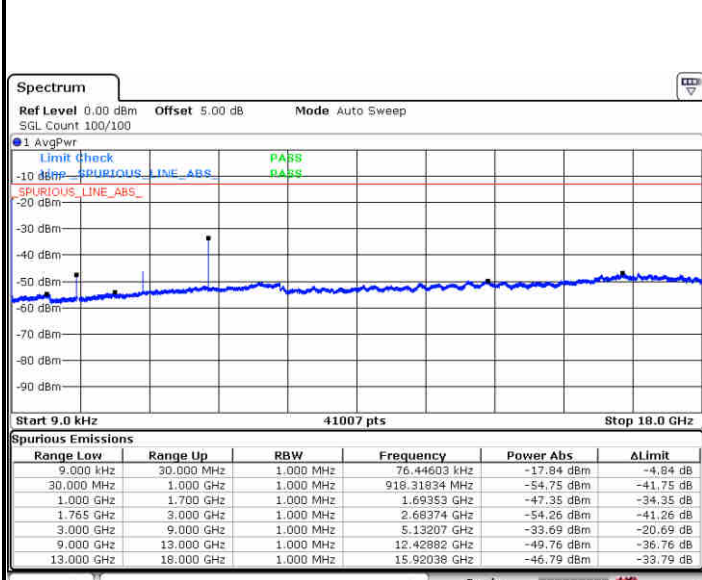
Highest Channel / 16QAM



Date: 14.MAR.2017 14:21:09

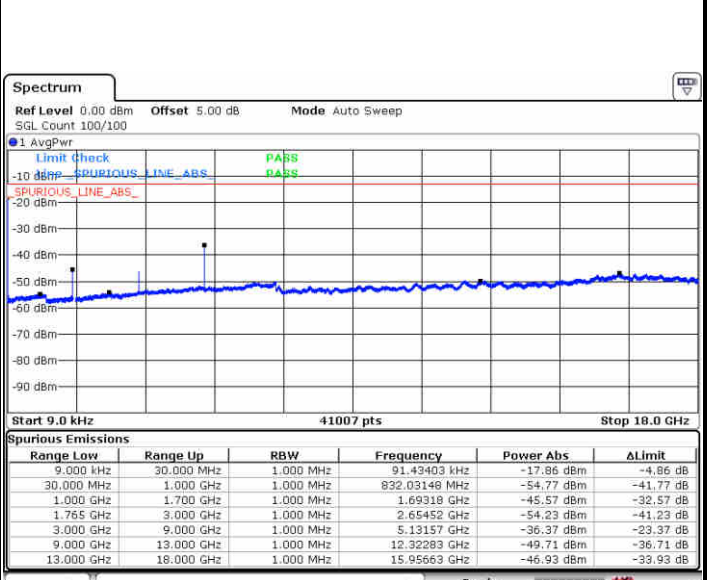
LTE Band 4 / 10MHz

Lowest Channel / QPSK



Date: 14.MAR.2017 14:22:16

Lowest Channel / 16QAM



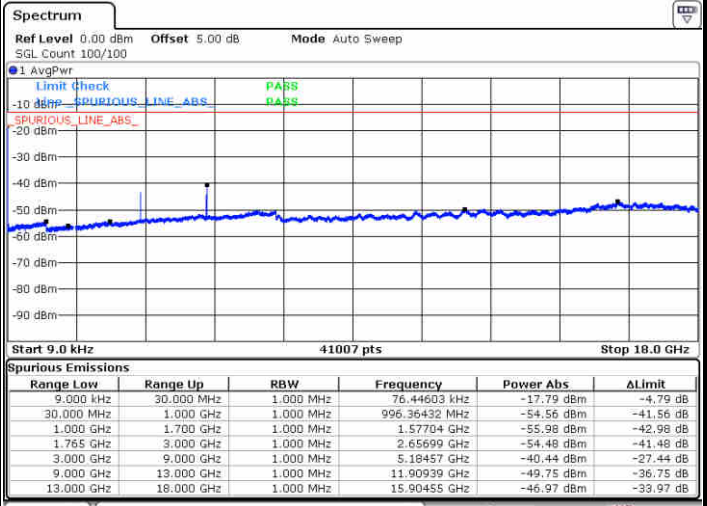
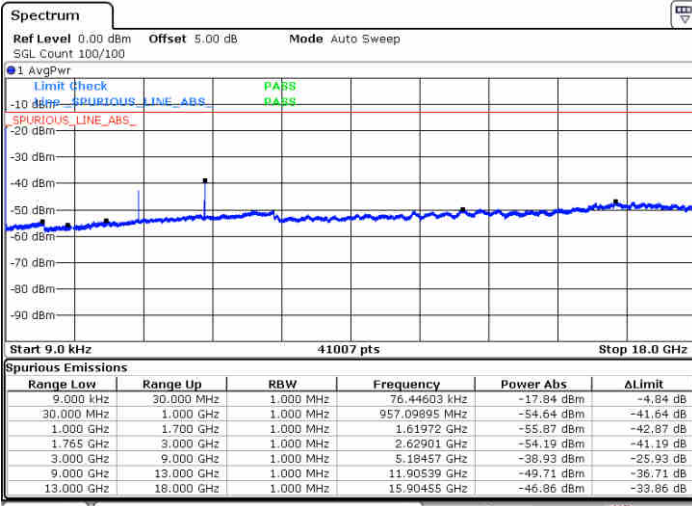
Date: 14.MAR.2017 14:23:04



LTE Band 4 / 10MHz

Middle Channel / QPSK

Middle Channel / 16QAM

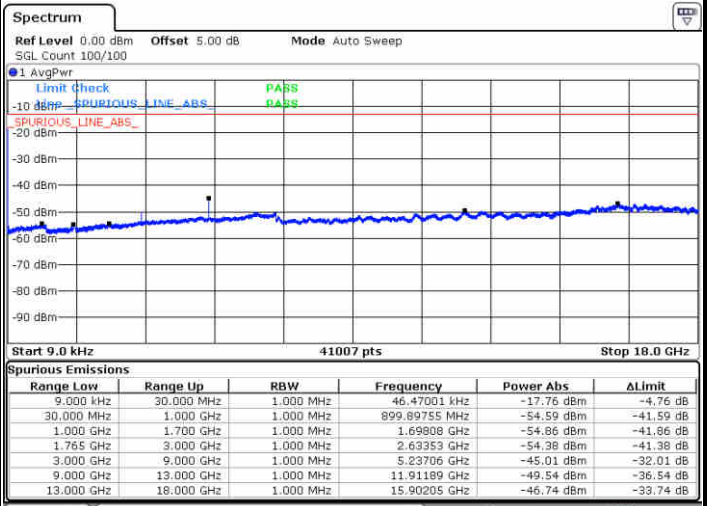
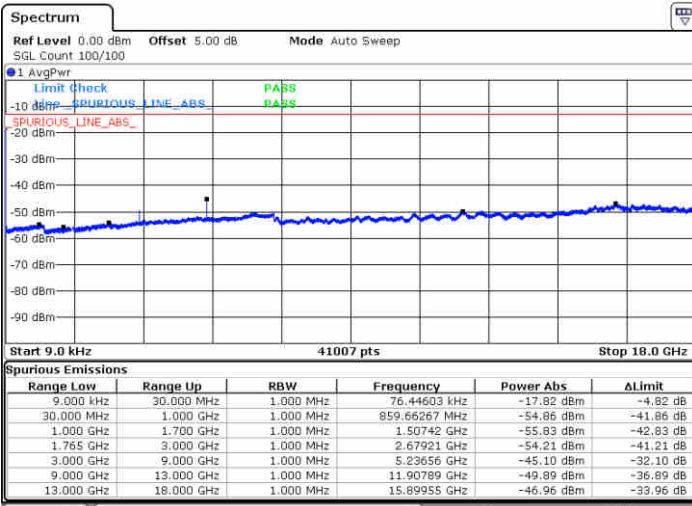


Date: 14.MAR.2017 14:24:03

Date: 14.MAR.2017 14:24:50

Highest Channel / QPSK

Highest Channel / 16QAM



Date: 14.MAR.2017 14:25:48

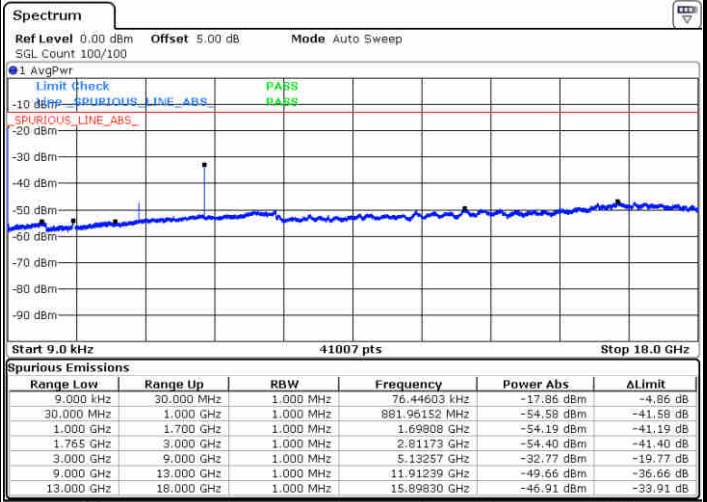
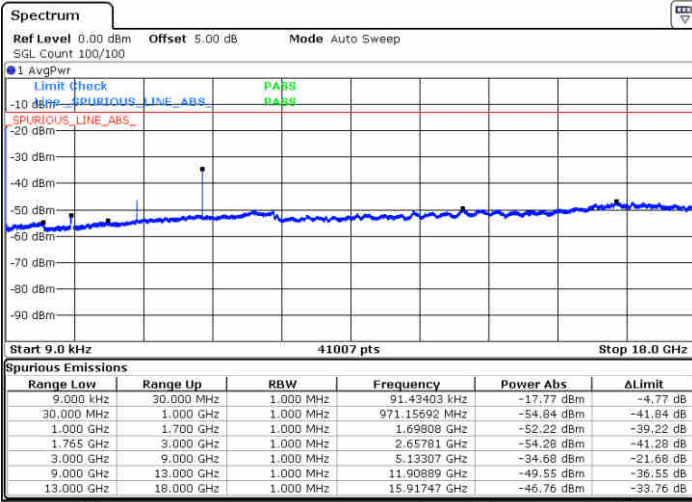
Date: 14.MAR.2017 14:26:38



LTE Band 4 / 15MHz

Lowest Channel / QPSK

Lowest Channel / 16QAM

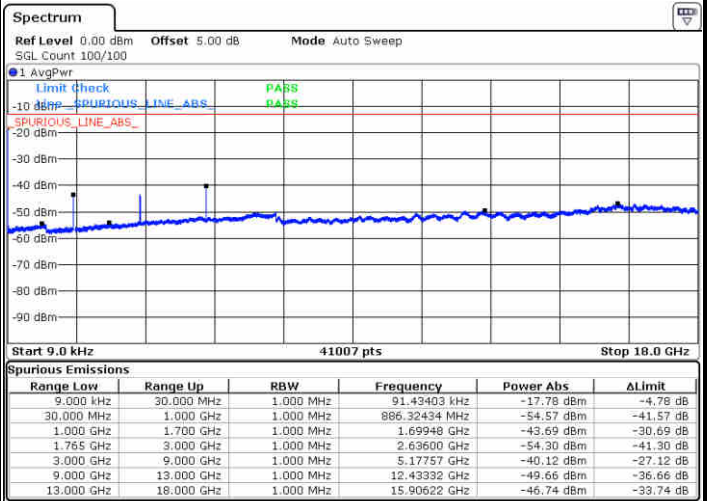
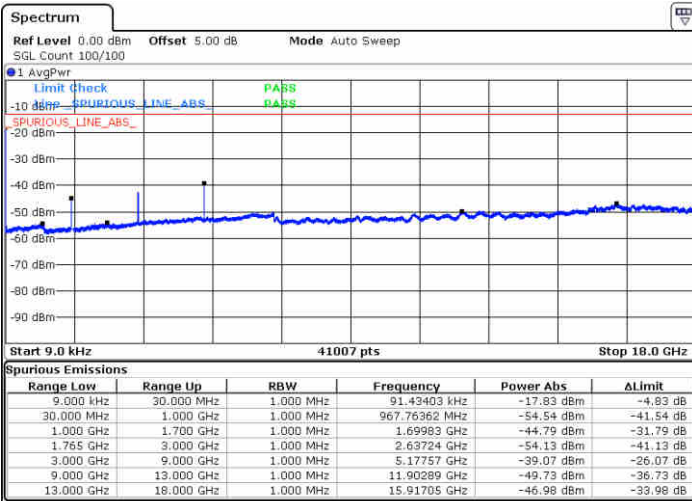


Date: 14.MAR.2017 14:27:48

Date: 14.MAR.2017 14:28:37

Middle Channel / QPSK

Middle Channel / 16QAM



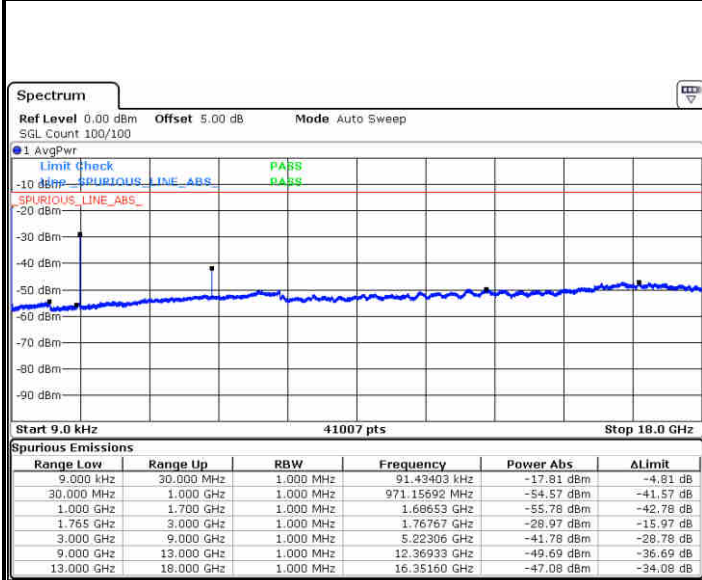
Date: 14.MAR.2017 14:30:38

Date: 14.MAR.2017 14:31:24



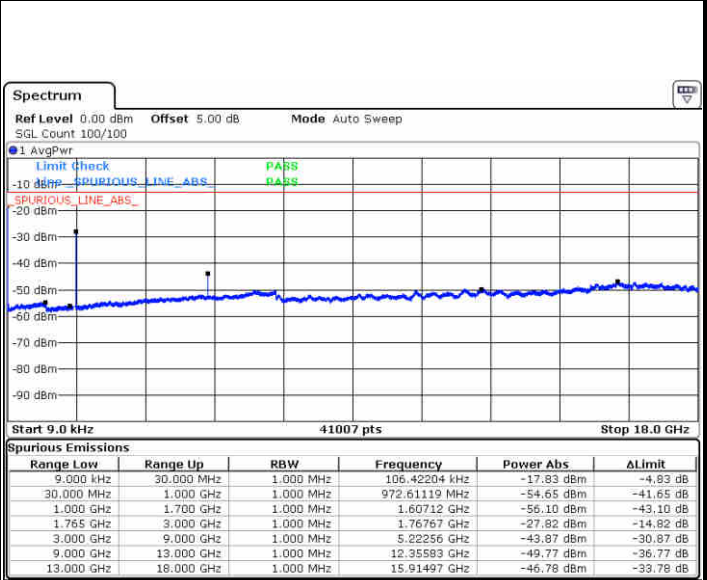
LTE Band 4 / 15MHz

Highest Channel / QPSK



Date: 14.MAR.2017 14:32:42

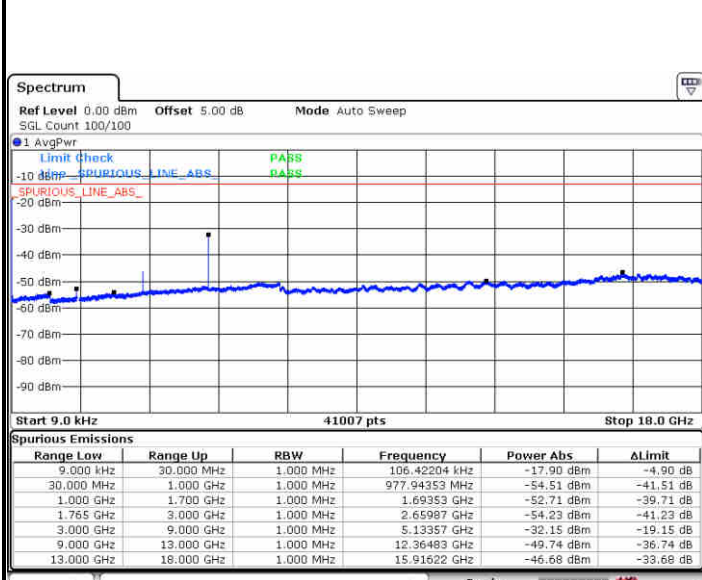
Highest Channel / 16QAM



Date: 14.MAR.2017 14:33:32

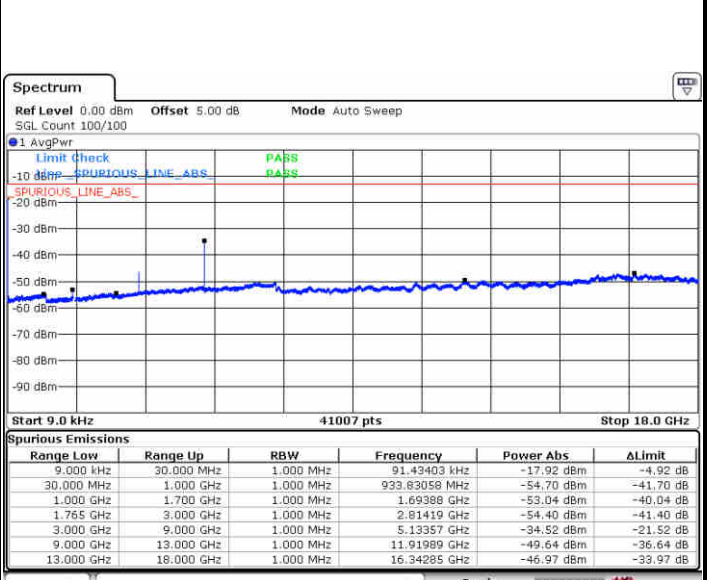
LTE Band 4 / 20MHz

Lowest Channel / QPSK



Date: 14.MAR.2017 14:34:41

Lowest Channel / 16QAM



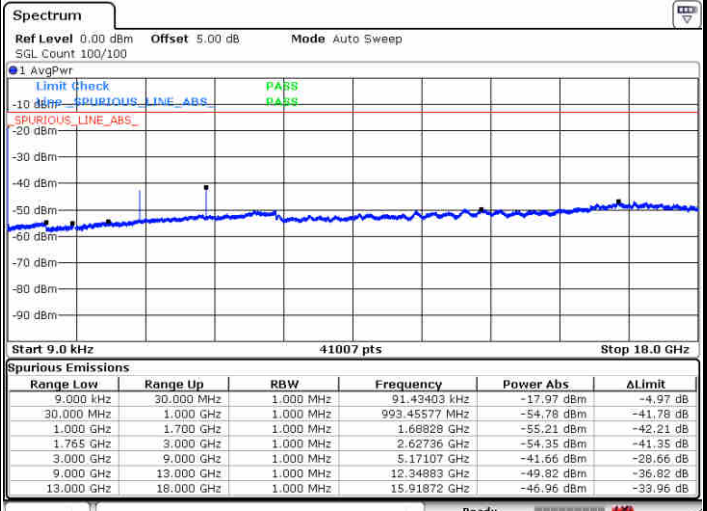
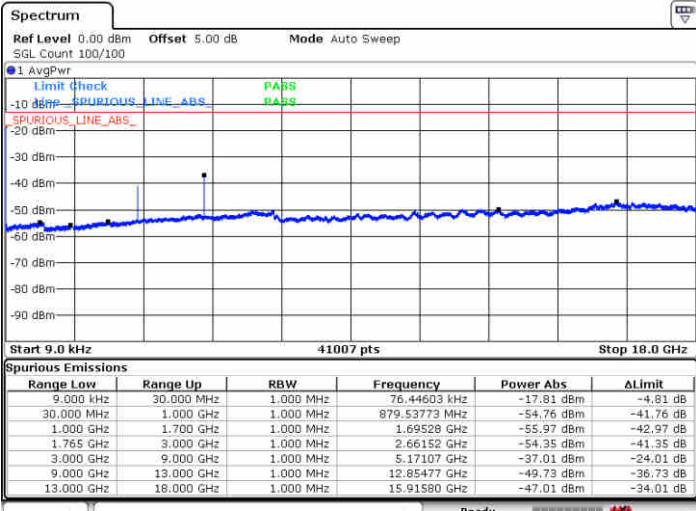
Date: 14.MAR.2017 14:35:29



LTE Band 4 / 20MHz

Middle Channel / QPSK

Middle Channel / 16QAM

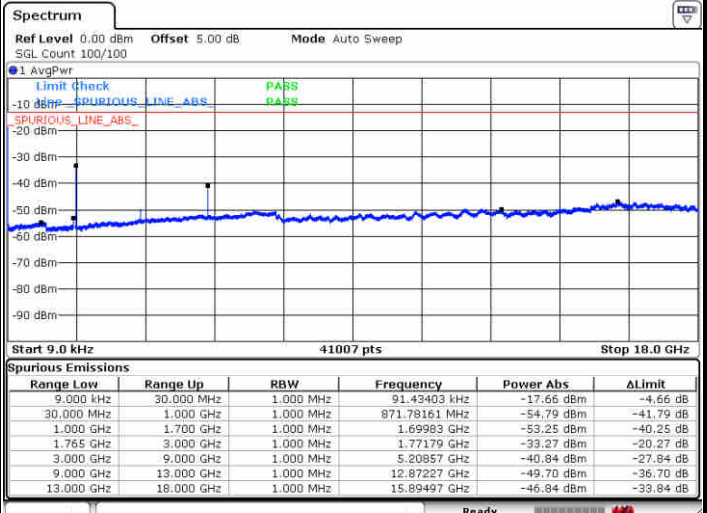
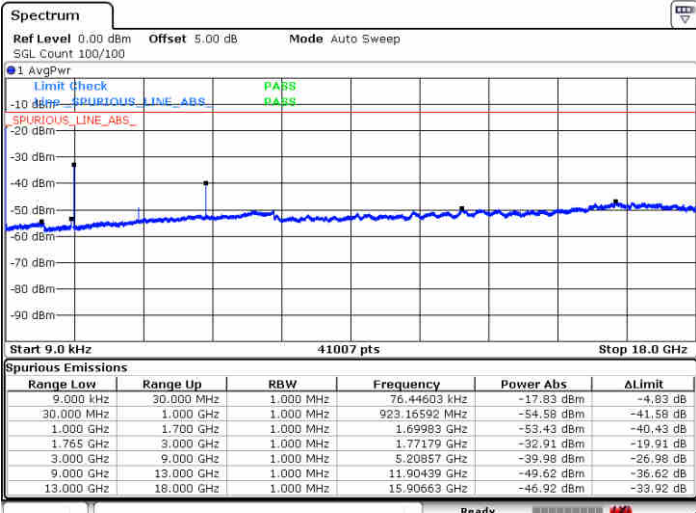


Date: 14.MAR.2017 14:36:50

Date: 14.MAR.2017 14:37:38

Highest Channel / QPSK

Highest Channel / 16QAM



Date: 14.MAR.2017 14:39:13

Date: 14.MAR.2017 14:40:58



Frequency Stability

Test Conditions		LTE Band 2 (QPSK) / Middle Channel	Limit
Temperature (°C)	Voltage (Volt)	BW 10MHz	Note 2.
		Deviation (ppm)	Result
50	Normal Voltage	0.0027	PASS
40	Normal Voltage	0.0033	
30	Normal Voltage	0.0036	
20(Ref.)	Normal Voltage	0.0000	
10	Normal Voltage	0.0080	
0	Normal Voltage	0.0044	
-10	Normal Voltage	0.0051	
-20	Normal Voltage	0.0052	
-30	Normal Voltage	0.0022	
20	Maximum Voltage	0.0056	
20	Normal Voltage	0.0081	
20	Battery End Point	0.0056	

Note:

1. Normal Voltage =3.82 V. ; Battery End Point (BEP) =3.65 V. ; Maximum Voltage =4.4 V.
2. Note: The frequency fundamental emissions stay within the authorized frequency block.



Test Conditions		LTE Band 4 (QPSK) / Middle Channel	Limit
Temperature (°C)	Voltage (Volt)	BW 10MHz	Note 2.
		Deviation (ppm)	Result
50	Normal Voltage	0.0023	PASS
40	Normal Voltage	0.0009	
30	Normal Voltage	0.0013	
20(Ref.)	Normal Voltage	0.0000	
10	Normal Voltage	0.0017	
0	Normal Voltage	0.0013	
-10	Normal Voltage	0.0021	
-20	Normal Voltage	0.0003	
-30	Normal Voltage	0.0009	
20	Maximum Voltage	0.0005	
20	Normal Voltage	0.0013	
20	Battery End Point	0.0010	

Note:

1. Normal Voltage =3.82 V. ; Battery End Point (BEP) =3.65 V. ; Maximum Voltage =4.4 V.
2. Note: The frequency fundamental emissions stay within the authorized frequency block.



Appendix B. Test Results of Radiated Test

Radiated Spurious Emission

LTE Band 2 / 1.4MHz / QPSK / RB Size 1 Offset 0									
Channel	Frequency (MHz)	EIRP (dBm)	Limit (dBm)	Over Limit (dB)	SPA Reading (dBm)	S.G. Power (dBm)	TX Cable loss (dB)	TX Antenna Gain (dBi)	Polarization (H/V)
Middle	3756	-66.42	-13	-53.42	-69.93	-71.41	1.88	6.87	H
	5640	-56.03	-13	-43.03	-64.22	-63.33	2.38	9.68	H
	7518	-55.89	-13	-42.89	-67.92	-64.96	2.74	11.81	H
	3756	-68.82	-13	-55.82	-72.61	-73.81	1.88	6.87	V
	5640	-59.36	-13	-46.36	-67.93	-66.66	2.38	9.68	V
	7518	-57.38	-13	-44.38	-68.09	-66.45	2.74	11.81	V

Remark: Spurious emissions within 30-1000MHz were found more than 20dB below limit line.

LTE Band 2 / 3MHz / QPSK / RB Size 1 Offset 0									
Channel	Frequency (MHz)	EIRP (dBm)	Limit (dBm)	Over Limit (dB)	SPA Reading (dBm)	S.G. Power (dBm)	TX Cable loss (dB)	TX Antenna Gain (dBi)	Polarization (H/V)
Middle	3756	-66.17	-13	-53.17	-69.68	-71.16	1.88	6.87	H
	5634	-57.68	-13	-44.68	-65.87	-64.98	2.38	9.68	H
	7512	-55.81	-13	-42.81	-67.84	-64.88	2.74	11.81	H
	3756	-68.28	-13	-55.28	-72.07	-73.27	1.88	6.87	V
	5634	-56.53	-13	-43.53	-65.1	-63.83	2.38	9.68	V
	7512	-58.02	-13	-45.02	-68.73	-67.09	2.74	11.81	V

Remark: Spurious emissions within 30-1000MHz were found more than 20dB below limit line.



LTE Band 2 / 5MHz / QPSK / RB Size 1 Offset 0									
Channel	Frequency (MHz)	EIRP (dBm)	Limit (dBm)	Over Limit (dB)	SPA Reading (dBm)	S.G. Power (dBm)	TX Cable loss (dB)	TX Antenna Gain (dBi)	Polarization (H/V)
Middle	3756	-65.95	-13	-52.95	-69.46	-70.94	1.88	6.87	H
	5634	-56.78	-13	-43.78	-64.97	-64.08	2.38	9.68	H
	7512	-54.37	-13	-41.37	-66.40	-63.44	2.74	11.81	H
	3756	-67.84	-13	-54.84	-71.63	-72.83	1.88	6.87	V
	5634	-59.44	-13	-46.44	-68.01	-66.74	2.38	9.68	V
	7512	-56.48	-13	-43.48	-67.19	-65.55	2.74	11.81	V

Remark: Spurious emissions within 30-1000MHz were found more than 20dB below limit line.

LTE Band 2 / 10MHz / QPSK / RB Size 1 Offset 0									
Channel	Frequency (MHz)	EIRP (dBm)	Limit (dBm)	Over Limit (dB)	SPA Reading (dBm)	S.G. Power (dBm)	TX Cable loss (dB)	TX Antenna Gain (dBi)	Polarization (H/V)
Middle	3750	-65.89	-13	-52.89	-69.40	-70.88	1.88	6.87	H
	5628	-50.59	-13	-37.59	-59.77	-57.89	2.38	9.68	H
	7500	-52.94	-13	-39.94	-64.97	-62.01	2.74	11.81	H
	3750	-67.53	-13	-54.53	-71.32	-72.52	1.88	6.87	V
	5628	-55.86	-13	-42.86	-64.43	-63.16	2.38	9.68	V
	7500	-60.38	-13	-47.38	-71.09	-69.45	2.74	11.81	V

Remark: Spurious emissions within 30-1000MHz were found more than 20dB below limit line.



LTE Band 2 / 15MHz / QPSK / RB Size 1 Offset 0									
Channel	Frequency (MHz)	EIRP (dBm)	Limit (dBm)	Over Limit (dB)	SPA Reading (dBm)	S.G. Power (dBm)	TX Cable loss (dB)	TX Antenna Gain (dBi)	Polarization (H/V)
Middle	3746	-65.66	-13	-52.66	-69.17	-70.65	1.88	6.87	H
	5620	-55.89	-13	-42.89	-64.08	-63.19	2.38	9.68	H
	7494	-55.07	-13	-42.07	-67.10	-64.14	2.74	11.81	H
	3746	-67.80	-13	-54.80	-71.59	-72.79	1.88	6.87	V
	5620	-57.54	-13	-44.54	-66.11	-64.84	2.38	9.68	V
	7494	-57.57	-13	-44.57	-68.28	-66.64	2.74	11.81	V

Remark: Spurious emissions within 30-1000MHz were found more than 20dB below limit line.

LTE Band 2 / 20MHz / QPSK / RB Size 1 Offset 0									
Channel	Frequency (MHz)	EIRP (dBm)	Limit (dBm)	Over Limit (dB)	SPA Reading (dBm)	S.G. Power (dBm)	TX Cable loss (dB)	TX Antenna Gain (dBi)	Polarization (H/V)
Middle	3742	-64.12	-13	-51.12	-67.63	-69.11	1.88	6.87	H
	5613	-57.93	-13	-44.93	-66.12	-65.23	2.38	9.68	H
	7484	-56.54	-13	-43.54	-68.57	-65.61	2.74	11.81	H
	3742	-67.43	-13	-54.43	-71.22	-72.42	1.88	6.87	V
	5613	-58.05	-13	-45.05	-66.62	-65.35	2.38	9.68	V
	7484	-58.70	-13	-45.70	-69.41	-67.77	2.74	11.81	V

Remark: Spurious emissions within 30-1000MHz were found more than 20dB below limit line.



LTE Band 4 / 1.4MHz / QPSK / RB Size 1 Offset 0									
Channel	Frequency (MHz)	EIRP (dBm)	Limit (dBm)	Over Limit (dB)	SPA Reading (dBm)	S.G. Power (dBm)	TX Cable loss (dB)	TX Antenna Gain (dBi)	Polarization (H/V)
Middle	3465	-56.70	-13	-43.70	-63.49	-61.59	1.81	6.70	H
	5196	-51.60	-13	-38.60	-64.28	-58.50	2.23	9.13	H
	6927	-56.93	-13	-43.93	-72.11	-64.99	2.60	10.66	H
	3465	-58.28	-13	-45.28	-63.48	-63.17	1.81	6.70	V
	5196	-47.23	-13	-34.23	-60.78	-54.13	2.23	9.13	V
	6927	-59.03	-13	-46.03	-74.08	-67.09	2.6	10.66	V

Remark: Spurious emissions within 30-1000MHz were found more than 20dB below limit line.

LTE Band 4 / 3MHz / QPSK / RB Size 1 Offset 0									
Channel	Frequency (MHz)	EIRP (dBm)	Limit (dBm)	Over Limit (dB)	SPA Reading (dBm)	S.G. Power (dBm)	TX Cable loss (dB)	TX Antenna Gain (dBi)	Polarization (H/V)
Middle	3465	-59.66	-13	-46.66	-66.45	-64.55	1.81	6.70	H
	5193	-60.87	-13	-47.87	-73.55	-67.77	2.23	9.13	H
	6924	-59.84	-13	-46.84	-75.02	-67.90	2.60	10.66	H
	3465	-60.12	-13	-47.12	-65.32	-65.01	1.81	6.70	V
	5193	-59.52	-13	-46.52	-73.07	-66.42	2.23	9.13	V
	6924	-59.06	-13	-46.06	-74.11	-67.12	2.6	10.66	V

Remark: Spurious emissions within 30-1000MHz were found more than 20dB below limit line.



LTE Band 4 / 5MHz / QPSK / RB Size 1 Offset 0									
Channel	Frequency (MHz)	EIRP (dBm)	Limit (dBm)	Over Limit (dB)	SPA Reading (dBm)	S.G. Power (dBm)	TX Cable loss (dB)	TX Antenna Gain (dBi)	Polarization (H/V)
Middle	3459	-58.15	-13	-45.15	-64.94	-63.04	1.81	6.70	H
	5190	-48.15	-13	-35.15	-60.83	-55.05	2.23	9.13	H
	6921	-54.46	-13	-41.46	-69.64	-62.52	2.60	10.66	H
	3459	-57.53	-13	-44.53	-62.73	-62.42	1.81	6.70	V
	5190	-53.36	-13	-40.36	-66.91	-60.26	2.23	9.13	V
	6921	-55.74	-13	-42.74	-70.79	-63.80	2.6	10.66	V

Remark: Spurious emissions within 30-1000MHz were found more than 20dB below limit line.

LTE Band 4 / 10MHz / QPSK / RB Size 1 Offset 0									
Channel	Frequency (MHz)	EIRP (dBm)	Limit (dBm)	Over Limit (dB)	SPA Reading (dBm)	S.G. Power (dBm)	TX Cable loss (dB)	TX Antenna Gain (dBi)	Polarization (H/V)
Middle	3456	-54.83	-13	-41.83	-61.62	-59.72	1.81	6.70	H
	5184	-46.44	-13	-33.44	-59.12	-53.34	2.23	9.13	H
	6912	-55.69	-13	-42.69	-70.87	-63.75	2.60	10.66	H
	3456	-56.95	-13	-43.95	-62.15	-61.84	1.81	6.70	V
	5184	-49.74	-13	-36.74	-63.29	-56.64	2.23	9.13	V
	6912	-54.90	-13	-41.90	-69.95	-62.96	2.6	10.66	V

Remark: Spurious emissions within 30-1000MHz were found more than 20dB below limit line.



LTE Band 4 / 15MHz / QPSK / RB Size 1 Offset 0									
Channel	Frequency (MHz)	EIRP (dBm)	Limit (dBm)	Over Limit (dB)	SPA Reading (dBm)	S.G. Power (dBm)	TX Cable loss (dB)	TX Antenna Gain (dBi)	Polarization (H/V)
Middle	3450	-56.14	-13	-43.14	-62.93	-61.03	1.81	6.70	H
	5178	-47.63	-13	-34.63	-60.31	-54.53	2.23	9.13	H
	6903	-48.90	-13	-35.90	-64.08	-56.96	2.60	10.66	H
	3450	-57.94	-13	-44.94	-63.14	-62.83	1.81	6.70	V
	5178	-53.27	-13	-40.27	-66.82	-60.17	2.23	9.13	V
	6903	-57.82	-13	-44.82	-72.87	-65.88	2.6	10.66	V

Remark: Spurious emissions within 30-1000MHz were found more than 20dB below limit line.

LTE Band 4 / 20MHz / QPSK / RB Size 1 Offset 0									
Channel	Frequency (MHz)	EIRP (dBm)	Limit (dBm)	Over Limit (dB)	SPA Reading (dBm)	S.G. Power (dBm)	TX Cable loss (dB)	TX Antenna Gain (dBi)	Polarization (H/V)
Middle	3447	-57.19	-13	-44.19	-63.98	-62.08	1.81	6.70	H
	5169	-51.17	-13	-38.17	-63.85	-58.07	2.23	9.13	H
	6894	-50.65	-13	-37.65	-65.83	-58.71	2.60	10.66	H
	3447	-56.89	-13	-43.89	-62.09	-61.78	1.81	6.70	V
	5169	-54.06	-13	-41.06	-67.61	-60.96	2.23	9.13	V
	6894	-54.26	-13	-41.26	-69.31	-62.32	2.6	10.66	V

Remark: Spurious emissions within 30-1000MHz were found more than 20dB below limit line.



Appendix D. Reference Report

Please refer to Sporton report number FG721309B which is issued separately.