


## Appendix C. Setup Photographs


<Radiated Emission>

X Plane for Part 22H (GSM/WCDMA)

LF




HF




## Y Plane for Part 22H (CDMA)

LF




HF




**Z Plane for Part 24E/27L (GSM/WCDMA)**

LF




HF



## Y Plane for Part 24E(CDMA)

LF



HF

