

# FCC SAR Test Report

APPLICANT : Motorola Mobility LLC  
EQUIPMENT : Mobile Cellular Phone  
BRAND NAME : Motorola  
MODEL NAME : 10813  
FCC ID : IHDT56WC3  
STANDARD : FCC 47 CFR Part 2 (2.1093)  
ANSI/IEEE C95.1-1992  
IEEE 1528-2013

We, Sporton International (KunShan) INC., would like to declare that the tested sample has been evaluated in accordance with the procedures and had been in compliance with the applicable technical standards.

The test results in this report apply exclusively to the tested model / sample. Without written approval of Sporton International (KunShan) INC., the test report shall not be reproduced except in full.



Prepared by: Mark Qu / Manager



Approved by: Jones Tsai / Manager

**Sporton International (KunShan) INC.**  
**No.3-2, Pingxiang Road, Kunshan Development Zone, Jiangsu, China**



**Table of Contents**

**1. Statement of Compliance ..... 4**

**2. Administration Data ..... 5**

**3. Guidance Applied..... 5**

**4. Equipment Under Test (EUT) Information ..... 6**

    4.1 General Information ..... 6

    4.2 General LTE SAR Test and Reporting Considerations ..... 8

**5. Re-use of Measured Data .....13**

    5.1 Introduction Section .....13

    5.2 Difference Section.....13

    5.3 Spot Check Verification Data Section.....14

    5.4 Reference detail Section .....14

**6. Simultaneous Transmission Analysis.....15**

    6.1 Head Exposure Conditions Head Exposure Conditions .....16

    6.2 Hotspot Exposure Conditions.....20

    6.3 Body-Worn Accessory Exposure Conditions .....22

    6.4 SPLSR Evaluation and Analysis .....24

**Appendix A. Reference Report**





**1. Statement of Compliance**

The maximum results of Specific Absorption Rate (SAR) found during testing for **Motorola Mobility LLC, Mobile Cellular Phone, 10813** are as follows.

Equipment Class	Frequency Band		Highest SAR Summary			Highest Simultaneous Transmission 1g SAR (W/kg)
			Head (Separation 0mm)	Body-worn (Separation 10mm)	Hotspot (Separation 10mm)	
			1g SAR (W/kg)			
Licensed	GSM	GSM850	0.62	1.07	1.07	1.59
		GSM1900	0.42	0.60	0.60	
	WCDMA	Band V	0.62	1.17	1.18	
		Band IV	1.17	0.86	0.86	
		Band II	1.14	0.62	0.62	
	CDMA	CDMA2000 BC10	0.63	1.15	1.09	
		CDMA2000 BC0	0.66	1.19	1.18	
		CDMA2000 BC1	1.01	0.60	0.61	
	LTE	Band 12/Band 17	0.39	0.78	0.78	
		Band 13	0.40	0.79	0.79	
		Band 26/Band 5	0.42	1.08	1.11	
		Band 66/Band 4	1.13	0.80	0.80	
		Band 25/Band 2	0.93	0.64	0.64	
		Band 7	1.10	1.07	1.07	
		Band 41/Band 38	0.34	0.93	0.93	
DTS	WLAN	2.4GHz WLAN	0.65	0.21	0.21	1.58
NII		5GHz WLAN	1.03	0.55	0.55	1.59
DSS	2.4GHz Band	Bluetooth				1.47
Date of Testing:			2017/3/1 ~ 2017/3/12			

This device is in compliance with Specific Absorption Rate (SAR) for general population/uncontrolled exposure limits (1.6 W/kg) specified in FCC 47 CFR part 2 (2.1093) and ANSI/IEEE C95.1-1992, and had been tested in accordance with the measurement methods and procedures specified in IEEE 1528-2013 and FCC KDB publications.



## 2. Administration Data

Testing Site	
Test Site	Sporton International (KunShan) INC.
Test Site Location	No.3-2, Pingxiang Road, Kunshan Development Zone, Jiangsu, China TEL: +86-0512-5790-0158 FAX: +86-0512-5790-0958

Applicant	
Company Name	Motorola Mobility LLC
Address	222 W, Merchandise Mart Plaza, Chicago IL 60654 USA

Manufacturer	
Company Name	Motorola Mobility LLC
Address	222 W, Merchandise Mart Plaza, Chicago IL 60654 USA

## 3. Guidance Applied

The Specific Absorption Rate (SAR) testing specification, method, and procedure for this device is in accordance with the following standards:

- FCC 47 CFR Part 2 (2.1093)
- ANSI/IEEE C95.1-1992
- IEEE 1528-2013
- FCC KDB 865664 D01 SAR Measurement 100 MHz to 6 GHz v01r04
- FCC KDB 865664 D02 SAR Reporting v01r02
- FCC KDB 447498 D01 General RF Exposure Guidance v06
- FCC KDB 648474 D04 SAR Evaluation Considerations for Wireless Handsets v01r03
- FCC KDB 248227 D01 802.11 Wi-Fi SAR v02r02
- FCC KDB 941225 D01 3G SAR Procedures v03r01
- FCC KDB 941225 D05 SAR for LTE Devices v02r05
- FCC KDB 941225 D05A Rel.10 LTE SAR Test Guidance v01r02
- FCC KDB 941225 D06 Hotspot Mode SAR v02r01



## 4. Equipment Under Test (EUT) Information

### 4.1 General Information

Product Feature & Specification	
Equipment Name	Mobile Cellular Phone
Brand Name	Motorola
Model Name	10813
FCC ID	IHDT56WC3
IMEI Code	353308080013195
Wireless Technology and Frequency Range	GSM850: 824.2 MHz ~ 848.8 MHz GSM1900: 1850.2 MHz ~ 1909.8 MHz WCDMA Band II: 1852.4 MHz ~ 1907.6 MHz WCDMA Band IV: 1712.4 MHz ~ 1752.6 MHz WCDMA Band V: 826.4 MHz ~ 846.6 MHz CDMA2000 BC0: 824.7 MHz ~ 848.31 MHz CDMA 2000 BC1: 1851.25 MHz ~ 1908.75 MHz CDMA 2000 BC10: 817.9 MHz ~ 823.1 MHz LTE Band 2: 1850.7 MHz ~ 1909.3 MHz LTE Band 4: 1710.7 MHz ~ 1754.3 MHz LTE Band 5: 824.7 MHz ~ 848.3 MHz LTE Band 7: 2502.5 MHz ~ 2567.5 MHz LTE Band 12: 699.7 MHz ~ 715.3 MHz LTE Band 13: 779.5 MHz ~ 784.5 MHz LTE Band 17: 706.5 MHz ~ 713.5 MHz LTE Band 25: 1850.7 MHz ~ 1914.3 MHz LTE Band 26: 814.7 MHz ~ 848.3 MHz LTE Band 38: 2572.5 MHz ~ 2617.5 MHz LTE Band 41: 2498.5 MHz ~ 2687.5 MHz LTE Band 66: 1710.7 MHz ~ 1779.3 MHz WLAN 2.4GHz Band: 2412 MHz ~ 2462 MHz WLAN 5.2GHz Band: 5180 MHz ~ 5240 MHz WLAN 5.3GHz Band: 5260 MHz ~ 5320 MHz WLAN 5.5GHz Band: 5500 MHz ~ 5720 MHz WLAN 5.8GHz Band: 5745 MHz ~ 5825 MHz Bluetooth: 2402 MHz ~ 2480 MHz
Mode	<ul style="list-style-type: none"> <li>· GSM/GPRS/EGPRS</li> <li>· RMC/AMR 12.2Kbps</li> <li>· HSDPA</li> <li>· HSUPA</li> <li>· DC-HSDPA</li> <li>· HSPA+ (16QAM uplink is not supported)</li> <li>· CDMA2000 : 1xRTT/1xEv-Do(Rev.0)/1xEv-Do(Rev.A)</li> <li>· LTE: QPSK, 16QAM</li> <li>· 802.11b/g/n HT20</li> <li>· 802.11a/n HT20/HT40</li> <li>· Bluetooth v3.0 + EDR, Bluetooth v4.0 LE, Bluetooth v4.1 LE Bluetooth v4.2 LE</li> </ul>
HW Version	DVT2
SW Version	fastboot_sperry_sprint_oem_sprint_userdebug_7.1.1_NCQ26.50_679_intcfg-test-keys_sprint.tar
GSM / (E)GPRS Transfer mode	Class B – EUT cannot support Packet Switched and Circuit Switched Network simultaneously but can automatically switch between Packet and Circuit Switched Network.
EUT Stage	Identical Prototype
Remark:	<p>Remark:</p> <ol style="list-style-type: none"> <li>1. 802.11n-HT40 is not supported in 2.4GHz WLAN.</li> <li>2. This device supports VoIP in GPRS, EGPRS, CDMA, WCDMA and LTE (e.g. for 3rd-party VoIP), LTE supports VoLTE operation.</li> <li>3. This device 2.4GHz WLAN/5.2GHz WLAN/5.8GHz WLAN support hotspot operation, and 5.2GHz WLAN/5.8GHz WLAN supports WiFi Direct (GC/GO), and 5.3GHz / 5.5GHz supports WiFi Direct (GC only).</li> </ol>



4. This device does not support DTM operation.
5. This device supports GRPS/EGRPS mode up to multi-slot class 12.
6. When the phone is in talking mode, receiver worked, all WWAN power are full power.
7. When the phone is in talking mode and receiver worked, then power reduction will be implemented immediately in WLAN 5.5/5.8GHz.
8. The device employs proximity sensors that detect the presence of the user's body at the front or back faces of the device. When front or back body worn condition is detected, WCDMA band II/IV, CDMA2000 BC1 and LTE band 2/4/7/25/66 reduced power will be active. (P-sensor can't work at detecting presence of the user's body at the four edges of the device.)
9. When WLAN hotspot worked, WCDMA band II/IV, CDMA2000 BC1 and LTE band 2/4/7/25/66 reduced power will be active.
10. This device hotspot reduced power and P-sensor reduced power level are the same. So only show one reduced power level for hotspot reduced power and P-sensor reduced power for this application.



**4.2 General LTE SAR Test and Reporting Considerations**

Summarized necessary items addressed in KDB 941225 D05 v02r05																																							
FCC ID	IHDT56WC3																																						
Equipment Name	Mobile Cellular Phone																																						
Operating Frequency Range of each LTE transmission band	LTE Band 2: 1850.7 MHz ~ 1909.3 MHz LTE Band 4: 1710.7 MHz ~ 1754.3 MHz LTE Band 5: 824.7 MHz ~ 848.3 MHz LTE Band 7: 2502.5 MHz ~ 2567.5 MHz LTE Band 12: 699.7 MHz ~ 715.3 MHz LTE Band 13: 779.5 MHz ~ 784.5 MHz LTE Band 17: 706.5 MHz ~ 713.5 MHz LTE Band 25: 1850.7 MHz ~ 1914.3 MHz LTE Band 26: 814.7 MHz ~ 848.3 MHz LTE Band 38: 2572.5 MHz ~ 2617.5 MHz LTE Band 41: 2498.5 MHz ~ 2687.5 MHz LTE Band 66: 1710.7 MHz ~ 1779.3 MHz																																						
Channel Bandwidth	LTE Band 2: 1.4MHz, 3MHz, 5MHz, 10MHz, 15MHz, 20MHz LTE Band 4: 1.4MHz, 3MHz, 5MHz, 10MHz, 15MHz, 20MHz LTE Band 5: 1.4MHz, 3MHz, 5MHz, 10MHz LTE Band 7: 5MHz, 10MHz, 15MHz, 20MHz LTE Band 12: 1.4MHz, 3MHz, 5MHz, 10MHz LTE Band 13: 5MHz, 10MHz LTE Band 17: 5MHz, 10MHz LTE Band 25: 1.4MHz, 3MHz, 5MHz, 10MHz, 15MHz, 20MHz LTE Band 26: 1.4MHz, 3MHz, 5MHz, 10MHz, 15MHz LTE Band 38: 5MHz, 10MHz, 15MHz, 20MHz LTE Band 41: 5MHz, 10MHz, 15MHz, 20MHz LTE Band 66: 1.4MHz, 3MHz, 5MHz, 10MHz, 15MHz, 20MHz																																						
Uplink Modulations Used	QPSK, and 16QAM																																						
LTE Voice / Data requirements	Voice and Data																																						
LTE MPR Permanently Built-in by Design	<p align="center"><b>Table 6.2.3-1: Maximum Power Reduction (MPR) for Power Class 3</b></p> <table border="1"> <thead> <tr> <th rowspan="2">Modulation</th> <th colspan="6">Channel bandwidth / Transmission bandwidth (RB)</th> <th rowspan="2">MPR (dB)</th> </tr> <tr> <th>1.4 MHz</th> <th>3.0 MHz</th> <th>5 MHz</th> <th>10 MHz</th> <th>15 MHz</th> <th>20 MHz</th> </tr> </thead> <tbody> <tr> <td>QPSK</td> <td>&gt; 5</td> <td>&gt; 4</td> <td>&gt; 8</td> <td>&gt; 12</td> <td>&gt; 16</td> <td>&gt; 18</td> <td>≤ 1</td> </tr> <tr> <td>16 QAM</td> <td>≤ 5</td> <td>≤ 4</td> <td>≤ 8</td> <td>≤ 12</td> <td>≤ 16</td> <td>≤ 18</td> <td>≤ 1</td> </tr> <tr> <td>16 QAM</td> <td>&gt; 5</td> <td>&gt; 4</td> <td>&gt; 8</td> <td>&gt; 12</td> <td>&gt; 16</td> <td>&gt; 18</td> <td>≤ 2</td> </tr> </tbody> </table>	Modulation	Channel bandwidth / Transmission bandwidth (RB)						MPR (dB)	1.4 MHz	3.0 MHz	5 MHz	10 MHz	15 MHz	20 MHz	QPSK	> 5	> 4	> 8	> 12	> 16	> 18	≤ 1	16 QAM	≤ 5	≤ 4	≤ 8	≤ 12	≤ 16	≤ 18	≤ 1	16 QAM	> 5	> 4	> 8	> 12	> 16	> 18	≤ 2
Modulation	Channel bandwidth / Transmission bandwidth (RB)						MPR (dB)																																
	1.4 MHz	3.0 MHz	5 MHz	10 MHz	15 MHz	20 MHz																																	
QPSK	> 5	> 4	> 8	> 12	> 16	> 18	≤ 1																																
16 QAM	≤ 5	≤ 4	≤ 8	≤ 12	≤ 16	≤ 18	≤ 1																																
16 QAM	> 5	> 4	> 8	> 12	> 16	> 18	≤ 2																																
LTE A-MPR	In the base station simulator configuration, Network Setting value is set to NS_01 to disable A-MPR during SAR testing and the LTE SAR tests was transmitting on all TTI frames (Maximum TTI)																																						
Spectrum Plots for RB Configuration	A properly configured base station simulator was used for the SAR and power measurement; therefore, spectrum plots for each RB allocation and offset configuration are not included in the SAR report.																																						
Power reduction applied to satisfy SAR compliance	Yes, 1. When operating in hotspot mode, WWAN WCDMA band II/IV, CDMA2000 BC1, LTE Band 2/4/7/25/66 power reduction applied to satisfy SAR compliance. 2. When front or back body worn condition is detected, WCDMA band II/IV, CDMA2000 BC1 and LTE band 2/4/7/25/66 reduced power will be active. (P-sensor can't work at detecting presence of the user's body at the four edges of the device.) 3. When the phone is in talking mode and receiver worked, then power reduction will be implemented immediately in WLAN 5.5/5.8GHz.																																						
LTE Release Version	R10, Cat 4																																						
CA Support	Yes, Downlink only																																						



Transmission (H, M, L) channel numbers and frequencies in each LTE band																
LTE Band 2																
	Bandwidth 1.4 MHz		Bandwidth 3 MHz		Bandwidth 5 MHz		Bandwidth 10 MHz		Bandwidth 15 MHz		Bandwidth 20 MHz					
	Ch. #	Freq. (MHz)	Ch. #	Freq. (MHz)	Ch. #	Freq. (MHz)	Ch. #	Freq. (MHz)	Ch. #	Freq. (MHz)	Ch. #	Freq. (MHz)				
L	18607	1850.7	18615	1851.5	18625	1852.5	18650	1855	18675	1857.5	18700	1860				
M	18900	1880	18900	1880	18900	1880	18900	1880	18900	1880	18900	1880				
H	19193	1909.3	19185	1908.5	19175	1907.5	19150	1905	19125	1902.5	19100	1900				
LTE Band 4																
	Bandwidth 1.4 MHz		Bandwidth 3 MHz		Bandwidth 5 MHz		Bandwidth 10 MHz		Bandwidth 15 MHz		Bandwidth 20 MHz					
	Ch. #	Freq. (MHz)	Ch. #	Freq. (MHz)	Ch. #	Freq. (MHz)	Ch. #	Freq. (MHz)	Ch. #	Freq. (MHz)	Ch. #	Freq. (MHz)				
L	19957	1710.7	19965	1711.5	19975	1712.5	20000	1715	20025	1717.5	20050	1720				
M	20175	1732.5	20175	1732.5	20175	1732.5	20175	1732.5	20175	1732.5	20175	1732.5				
H	20393	1754.3	20385	1753.5	20375	1752.5	20350	1750	20325	1747.5	20300	1745				
LTE Band 5																
	Bandwidth 1.4 MHz		Bandwidth 3 MHz		Bandwidth 5 MHz		Bandwidth 10 MHz		Bandwidth 15 MHz		Bandwidth 20 MHz					
	Ch. #	Freq. (MHz)	Ch. #	Freq. (MHz)	Ch. #	Freq. (MHz)	Ch. #	Freq. (MHz)	Ch. #	Freq. (MHz)	Ch. #	Freq. (MHz)				
L	20407	824.7	20415	825.5	20425	826.5	20450	829	20450	829	20450	829				
M	20525	836.5	20525	836.5	20525	836.5	20525	836.5	20525	836.5	20525	836.5				
H	20643	848.3	20635	847.5	20625	846.5	20600	844	20600	844	20600	844				
LTE Band 7																
	Bandwidth 5 MHz		Bandwidth 10 MHz		Bandwidth 15 MHz		Bandwidth 20 MHz		Bandwidth 15 MHz		Bandwidth 20 MHz					
	Ch. #	Freq. (MHz)	Ch. #	Freq. (MHz)	Ch. #	Freq. (MHz)	Ch. #	Freq. (MHz)	Ch. #	Freq. (MHz)	Ch. #	Freq. (MHz)				
L	20775	2502.5	20800	2505	20825	2507.5	20850	2510	20850	2510	20850	2510				
M	21100	2535	21100	2535	21100	2535	21100	2535	21100	2535	21100	2535				
H	21425	2567.5	21400	2565	21375	2562.5	21350	2560	21350	2560	21350	2560				
LTE Band 12																
	Bandwidth 1.4 MHz		Bandwidth 3 MHz		Bandwidth 5 MHz		Bandwidth 10 MHz		Bandwidth 15 MHz		Bandwidth 20 MHz					
	Ch. #	Freq. (MHz)	Ch. #	Freq. (MHz)	Ch. #	Freq. (MHz)	Ch. #	Freq. (MHz)	Ch. #	Freq. (MHz)	Ch. #	Freq. (MHz)				
L	23017	699.7	23025	700.5	23035	701.5	23060	704	23060	704	23060	704				
M	23095	707.5	23095	707.5	23095	707.5	23095	707.5	23095	707.5	23095	707.5				
H	23173	715.3	23165	714.5	23155	713.5	23130	711	23130	711	23130	711				
LTE Band 13																
	Bandwidth 5 MHz				Bandwidth 10 MHz				Bandwidth 15 MHz				Bandwidth 20 MHz			
	Channel #		Freq.(MHz)		Channel #		Freq.(MHz)		Channel #		Freq.(MHz)		Channel #		Freq.(MHz)	
L	23205		779.5		23230		782		23255		784.5		23280		787	
M	23230		782		23255		784.5		23280		787		23305		789.5	
H	23255		784.5		23280		787		23305		789.5		23330		792	
LTE Band 17																
	Bandwidth 5 MHz				Bandwidth 10 MHz				Bandwidth 15 MHz				Bandwidth 20 MHz			
	Channel #		Freq.(MHz)		Channel #		Freq.(MHz)		Channel #		Freq.(MHz)		Channel #		Freq.(MHz)	
L	23755		706.5		23780		709		23805		712		23830		715	
M	23790		710		23815		713		23840		716		23865		719	
H	23825		713.5		23850		716.5		23875		719.5		23900		722	
LTE Band 25																
	Bandwidth 1.4 MHz		Bandwidth 3 MHz		Bandwidth 5 MHz		Bandwidth 10 MHz		Bandwidth 15 MHz		Bandwidth 20 MHz					
	Ch. #	Freq. (MHz)	Ch. #	Freq. (MHz)	Ch. #	Freq. (MHz)	Ch. #	Freq. (MHz)	Ch. #	Freq. (MHz)	Ch. #	Freq. (MHz)				
L	26047	1850.7	26055	1851.5	26065	1852.5	26090	1855	26115	1857.5	26140	1860				
M	26340	1880	26340	1880	26340	1880	26340	1880	26340	1880	26340	1880				
H	26683	1914.3	26675	1913.5	26665	1912.5	26640	1910	26615	1907.5	26590	1905				



LTE Band 26												
	Bandwidth 1.4 MHz		Bandwidth 3 MHz		Bandwidth 5 MHz		Bandwidth 10 MHz		Bandwidth 15 MHz			
	Ch. #	Freq. (MHz)	Ch. #	Freq. (MHz)	Ch. #	Freq. (MHz)	Ch. #	Freq. (MHz)	Ch. #	Freq. (MHz)		
L	26697	814.7	26705	815.5	26715	816.5	26740	819	26765	821.5		
M	26865	831.5	26865	831.5	26865	831.5	26865	831.5	26865	831.5		
H	27033	848.3	27025	847.5	27015	846.5	26990	844	26965	841.5		
LTE Band 38												
	Bandwidth 5 MHz		Bandwidth 10 MHz		Bandwidth 15 MHz		Bandwidth 20 MHz					
	Ch. #	Freq. (MHz)	Ch. #	Freq. (MHz)	Ch. #	Freq. (MHz)	Ch. #	Freq. (MHz)	Ch. #	Freq. (MHz)		
L	37775	2572.5	37800	2575	37825	2577.5	37850	2580				
M	38000	2595	38000	2595	38000	2595	38000	2595				
H	38225	2617.5	38200	2615	38175	2612.5	38150	2610				
LTE Band 41												
	Bandwidth 5 MHz		Bandwidth 10 MHz		Bandwidth 15 MHz		Bandwidth 20 MHz					
	Ch. #	Freq. (MHz)	Ch. #	Freq. (MHz)	Ch. #	Freq. (MHz)	Ch. #	Freq. (MHz)	Ch. #	Freq. (MHz)		
L	39675	2498.5	39700	2501	39725	2503.5	39750	2506				
L	40148	2545.8	40160	2547	40173	2548.3	40185	2549.5				
M	40620	2593	40620	2593	40620	2593	40620	2593				
H	41093	2640.3	41080	2639	41068	2637.8	41055	2636.5				
H	41565	2687.5	41540	2685	41515	2682.5	41490	2680				
LTE Band 66												
	Bandwidth 1.4 MHz		Bandwidth 3 MHz		Bandwidth 5 MHz		Bandwidth 10 MHz		Bandwidth 15 MHz		Bandwidth 20 MHz	
	Ch. #	Freq. (MHz)	Ch. #	Freq. (MHz)	Ch. #	Freq. (MHz)	Ch. #	Freq. (MHz)	Ch. #	Freq. (MHz)	Ch. #	Freq. (MHz)
L	131979	1710.7	131987	1711.5	131997	1712.5	132022	1715	132047	1717.5	132072	1720
M	132322	1745	132322	1745	132322	1745	132322	1745	132322	1745	132322	1745
H	132665	1779.3	132657	1778.5	132647	1777.5	132622	1775	132597	1772.5	132572	1770



Intra-Band Combinations	
contiguous	
(PCC) B41	(SCC) B41
	20M + 20M
	20M + 15M
	20M + 10M
	20M + 5M
	15M + 20M
	15M + 15M
	10M + 20M
	5M + 20M



**LTE Carrier Aggregation Conducted Power**

**General Note:**

- i. According to KDB941225 D05A v01r02, Uplink maximum output power measurement with downlink carrier aggregation active should be measured, using the highest output channel measured without downlink carrier aggregation, to confirm that uplink maximum output power with downlink carrier aggregation active remains within the specified tune-up tolerance limits and not more than ¼ dB higher than the maximum output measured without downlink carrier aggregation active.
- ii. Uplink maximum output power with downlink carrier aggregation active does not show more than ¼ dB higher than the maximum output power without downlink carrier aggregation active, therefore SAR evaluation with downlink carrier aggregation active can be excluded.
- iii. The device supports downlink carrier aggregation only. Uplink carrier aggregation is not supported. For power measurement were control and acknowledge data is sent on uplink channels that operate identical to specifications when downlink carrier aggregation is inactive.
- iv. Selected highest measured power when downlink carrier aggregation is inactive for conducted power comparison with downlink carrier aggregation is active, to confirm that when downlink carrier aggregation is active uplink maximum output power remains within the specified tune-up tolerance limits and not more than ¼ dB higher than the maximum output power measured when downlink carrier aggregation inactive.
- v. For non-contiguous intra-band CA, the SCC selected to provide maximum separation from the PCC and must remain fully within the downlink transmission band. For SCC DL RB size and offset will base on the PCC corresponding RB allocation.
- vi. For inter-band CA, the SCC selected highest bandwidth and near the middle of its transmission band. For SCC DL RB size and offset will base on the PCC corresponding RB allocation.

Configure		PCC					SCC				Measured Power		
		LTE Band	BW (MHz)	Freq. (MHz)	Channel	UL# RB	UL RB Offset	LTE Band	BW (MHz)	Freq. (MHz)	Channel	LTE Rel 10 Tx. Power (dBm)	LTE Rel 8 Tx. Power (dBm)
Intra-Band	Contiguous	Band 41	20M	2506	39750	1	49	Band 41	20M	2526	39950	22.28	22.36
		Band 41	20M	2549.5	40185	1	49	Band 41	20M	2529.5	39985	22.35	22.48
		Band 41	20M	2549.5	40185	1	49	Band 41	20M	2569.5	40385	22.36	22.48
		Band 41	20M	2593	40620	1	49	Band 41	20M	2573	40420	22.95	22.97
		Band 41	20M	2593	40620	1	49	Band 41	20M	2613	40820	22.94	22.97
		Band 41	20M	2636.5	41055	1	49	Band 41	20M	2616.5	40855	22.46	22.51
		Band 41	20M	2636.5	41055	1	49	Band 41	20M	2656.5	41255	22.45	22.51
		Band 41	20M	2680	41490	1	49	Band 41	20M	2660	41290	23.10	23.13



## **5. Re-use of Measured Data**

### **5.1 Introduction Section**

This application re-uses data collected on a similar device. The subject device of this application (Model: 10813, FCC ID: IHDT56WC3) is electrically identical to the reference device (Model: 10643, FCC ID: IHDT56WC1) for the portions of the circuitry corresponding to the data being re-used, as treated by KDB Publication 178919 D01.

### **5.2 Difference Section**

For details concerning the similarity with respect to component placement, mechanical/electrical design etc., please refer to the Product Equality Declaration "PED" file.

The re-used RF data includes the following bands provided in Appendix A (Sporton RF Report No. FA721503 for the reference device Model: 10643, FCC ID: IHDT56WC1):

- GSM850/1900,
- WCDMA Band V/IV/II,
- CDMA2000 BC0/BC1/BC10,
- LTE Band 2/4/5/7/12/13/17/25/26/38/41/66
- 2.4G WLAN
- 5G WLAN
- Bluetooth

LTE CA Downlink power added for LTE band 41.

Spot check for WWAN and WLAN are performed to ensure that SAR measurement for both devices are the same. So, the original SAR value can represent this application.



**5.3 Spot Check Verification Data Section**

Band	BW (MHz)	Modulation	RB Size	RB offset	Mode	Test Position	Gap (mm)	Ch.	Freq. (MHz)	Power Reduction	Original model (FCC ID: IHDT56WC1)				Spot check model (FCC ID: IHDT56WC3)				Deviation
											Average Power (dBm)	Tune-Up Limit (dBm)	Measured 1g SAR (W/kg)	Reported 1g SAR (W/kg)	Average Power (dBm)	Tune-Up Limit (dBm)	Measured 1g SAR (W/kg)	Reported 1g SAR (W/kg)	
WCDMA Band IV	-	-	-	-	RMC 12.2Kbps	Left Cheek	-	1513	1752.6	OFF	22.73	24	0.870	1.166	22.73	24	1.04	1.393	19.47%
WCDMA Band II	-	-	-	-	RMC 12.2Kbps	Left Cheek	-	9262	1852.4	OFF	22.96	24	0.899	1.142	22.96	24	0.828	1.052	-7.88%
CDMA2000 BC1	-	-	-	-	RC3 SO55	Left Cheek	-	25	1851.25	OFF	23.99	25	0.798	1.007	23.99	25	0.795	1.003	-0.40%
LTE Band 66	20M	QPSK	1RB	49offset	-	Left Cheek	-	132572	1770	OFF	22.43	24	0.788	1.131	22.43	24	0.91	1.306	15.47%
LTE Band 25	20M	QPSK	1RB	0offset	-	Left Cheek	-	26140	1860	OFF	22.66	24	0.685	0.933	22.66	24	0.687	0.935	0.21%
LTE Band 7	20M	QPSK	1RB	49offset	-	Left Cheek	-	21100	2535	OFF	22.97	24	0.864	1.095	22.97	24	0.697	0.884	-19.27%
WLAN2.4GHz	-	-	-	-	802.11b 1Mbps	Left Cheek	-	11	2462	OFF	18.14	19	0.518	0.647	18.14	19	0.489	0.611	-5.56%
WLAN5.3GHz	-	-	-	-	802.11a 6Mbps	Left Tilted	-	60	5300	OFF	16.17	17	0.676	0.938	16.17	17	0.723	1.003	6.93%
WLAN5.5GHz	-	-	-	-	802.11a 6Mbps	Left Tilted	-	144	5720	ON	12.33	14	0.609	1.025	12.33	14	0.624	1.05	2.44%
WLAN5.8GHz	-	-	-	-	802.11a 6Mbps	Left Tilted	-	165	5825	ON	12.61	14	0.613	0.967	12.61	14	0.555	0.876	-9.41%
GSM850	-	-	-	-	GPRS(4 Tx slots)	Back	10	189	836.4	OFF	25.84	27.5	0.730	1.070	25.84	27.5	0.631	0.925	-13.55%
GSM1900	-	-	-	-	GPRS(4 Tx slots)	Back	10	810	1909.8	OFF	23.04	24.5	0.429	0.600	23.04	24.5	0.348	0.487	-18.83%
WCDMA Band V	-	-	-	-	RMC 12.2Kbps	Right side	10	4132	826.4	OFF	22.81	24	0.899	1.182	22.81	24	0.726	0.955	-19.20%
LTE Band 12	10M	QPSK	1RB	25offset	-	Back	10	23095	707.5	OFF	22.52	24	0.552	0.776	22.52	24	0.584	0.821	5.80%
LTE Band 13	10M	QPSK	1RB	25offset	-	Right side	10	23230	782	OFF	22.9	24	0.612	0.788	22.9	24	0.565	0.728	-7.61%
LTE Band 26	15M	QPSK	1RB	37offset	-	Left side	10	26865	831.5	OFF	22.9	24	0.865	1.114	22.9	24	0.697	0.898	-19.39%
LTE Band 41	20M	QPSK	1RB	49offset	-	Bottom side	10	41055	2636.5	OFF	22.51	24	0.658	0.933	22.51	24	0.685	0.971	4.07%
CDMA2000 BC10	-	-	-	-	RC3 SO32	Back	10	580	820.5	OFF	23.8	25	0.873	1.151	23.8	25	0.784	1.034	-10.17%
CDMA2000 BC0	-	-	-	-	RC3 SO32	Back	10	777	848.31	OFF	23.54	25	0.852	1.192	23.54	25	0.687	0.962	-19.30%

Note: In the table above, all the deviation of SAR test results are compliant with uncertainty budget.

**5.4 Reference detail Section**

Equipment Class	Reference FCC ID	Folder Test/RF Exposure	Report Title/Section
PCE (2G/3G/4G)	IHDT56WC1	RF Exposure(FA721503)	All sections applicable
DTS (BLE)	IHDT56WC1	RF Exposure(FA721503)	All sections applicable
DSS (BER)	IHDT56WC1	RF Exposure(FA721503)	All sections applicable
DTS (WLAN)	IHDT56WC1	RF Exposure(FA721503)	All sections applicable
NII (WLAN)	IHDT56WC1	RF Exposure(FA721503)	All sections applicable

**6. Simultaneous Transmission Analysis**

No.	Simultaneous Transmission Configurations	Portable Handset			Note
		Head	Body-worn	Hotspot	
1.	GSM Voice + WLAN2.4GHz	Yes	Yes		
2.	GPRS/EDGE + WLAN2.4GHz	Yes	Yes	Yes	Hotspot
3.	WCDMA + WLAN2.4GHz	Yes	Yes	Yes	Hotspot
4.	CDMA + WLAN2.4GHz	Yes	Yes	Yes	Hotspot
5.	LTE + WLAN2.4GHz	Yes	Yes	Yes	Hotspot
6.	GSM Voice + WLAN5.3/5.5GHz	Yes	Yes		
7.	GPRS/EDGE + WLAN5.3/5.5GHz	Yes	Yes		WWAN VoIP
8.	WCDMA + WLAN5.3/5.5GHz	Yes	Yes		WWAN VoIP
9.	CDMA + WLAN5.3/5.5GHz	Yes	Yes		WWAN VoIP
10.	LTE + WLAN5.3/5.5GHz	Yes	Yes		WWAN VoIP
11.	GSM Voice + WLAN5.2/5.8GHz	Yes	Yes	Yes	
12.	GPRS/EDGE + WLAN5.2/5.8GHz	Yes	Yes	Yes	WWAN VoIP
13.	WCDMA + WLAN5.2/5.8GHz	Yes	Yes	Yes	WWAN VoIP
14.	CDMA + WLAN5.2/5.8GHz	Yes	Yes	Yes	WWAN VoIP
15.	LTE + WLAN5.2/5.8GHz	Yes	Yes	Yes	WWAN VoIP
16.	GSM Voice + Bluetooth		Yes		
17.	GPRS/EDGE + Bluetooth		Yes		WWAN VoIP
18.	WCDMA + Bluetooth		Yes		WWAN VoIP
19.	CDMA + Bluetooth		Yes		WWAN VoIP
20.	LTE + Bluetooth		Yes		WWAN VoIP



**6.1 Head Exposure Conditions Head Exposure Conditions**

WWAN Band		Exposure Position	1	2	3	1+2 Summed 1g SAR (W/kg)	1+3 Summed 1g SAR (W/kg)	1+2 SPLSR	1+2 Case No	1+3 SPLSR	1+3 Case No
			WWAN	2.4GHz WLAN	5.3GHz WLAN						
			1g SAR (W/kg)	1g SAR (W/kg)	1g SAR (W/kg)						
GSM	GSM850	Right Cheek	0.618	0.647	0.613	1.27	1.23				
		Right Tilted	0.454	0.647	0.688	1.10	1.14				
		Left Cheek	0.595	0.647	0.776	1.24	1.37				
		Left Tilted	0.468	0.510	0.938	0.98	1.41				
	GSM1900	Right Cheek	0.325	0.647	0.613	0.97	0.94				
		Right Tilted	0.146	0.647	0.688	0.79	0.83				
		Left Cheek	0.418	0.647	0.776	1.07	1.19				
		Left Tilted	0.141	0.510	0.938	0.65	1.08				
WCDMA	Band II	Right Cheek	0.870	0.647	0.613	1.52	1.48				
		Right Tilted	0.493	0.647	0.688	1.14	1.18				
		Left Cheek	1.142	0.647	0.776	<b>1.79</b>	<b>1.92</b>	<b>0.03</b>	<b>1</b>	<b>0.03</b>	<b>2</b>
		Left Tilted	0.487	0.510	0.938	1.00	1.43				
	Band IV	Right Cheek	0.685	0.647	0.613	1.33	1.30				
		Right Tilted	0.460	0.647	0.688	1.11	1.15				
		Left Cheek	1.166	0.647	0.776	<b>1.81</b>	<b>1.94</b>	<b>0.03</b>	<b>3</b>	<b>0.03</b>	<b>4</b>
		Left Tilted	0.420	0.510	0.938	0.93	1.36				
	Band V	Right Cheek	0.621	0.647	0.613	1.27	1.23				
		Right Tilted	0.466	0.647	0.688	1.11	1.15				
		Left Cheek	0.567	0.647	0.776	1.21	1.34				
		Left Tilted	0.463	0.510	0.938	0.97	1.40				
CDMA	BC0	Right Cheek	0.662	0.647	0.613	1.31	1.28				
		Right Tilted	0.499	0.647	0.688	1.15	1.19				
		Left Cheek	0.625	0.647	0.776	1.27	1.40				
		Left Tilted	0.540	0.510	0.938	1.05	1.48				
	BC1	Right Cheek	0.811	0.647	0.613	1.46	1.42				
		Right Tilted	0.447	0.647	0.688	1.09	1.14				
		Left Cheek	1.007	0.647	0.776	<b>1.65</b>	<b>1.78</b>	<b>0.02</b>	<b>5</b>	<b>0.03</b>	<b>6</b>
		Left Tilted	0.429	0.510	0.938	0.94	1.37				
	BC10	Right Cheek	0.627	0.647	0.613	1.27	1.24				
		Right Tilted	0.462	0.647	0.688	1.11	1.15				
		Left Cheek	0.593	0.647	0.776	1.24	1.37				
		Left Tilted	0.496	0.510	0.938	1.01	1.43				



WWAN Band	Exposure Position	1	2	3	1+2 Summed 1g SAR (W/kg)	1+3 Summed 1g SAR (W/kg)	1+2 SPLSR	1+2 Case No	1+3 SPLSR	1+3 Case No	
		WWAN	2.4GHz WLAN	5.3GHz WLAN							
		1g SAR (W/kg)	1g SAR (W/kg)	1g SAR (W/kg)							
LTE	Band 12	Right Cheek	0.388	0.647	0.613	1.04	1.00				
		Right Tilted	0.249	0.647	0.688	0.90	0.94				
		Left Cheek	0.381	0.647	0.776	1.03	1.16				
		Left Tilted	0.264	0.510	0.938	0.77	1.20				
	Band 13	Right Cheek	0.402	0.647	0.613	1.05	1.02				
		Right Tilted	0.329	0.647	0.688	0.98	1.02				
		Left Cheek	0.374	0.647	0.776	1.02	1.15				
		Left Tilted	0.317	0.510	0.938	0.83	1.26				
	Band 26	Right Cheek	0.423	0.647	0.613	1.07	1.04				
		Right Tilted	0.319	0.647	0.688	0.97	1.01				
		Left Cheek	0.406	0.647	0.776	1.05	1.18				
		Left Tilted	0.332	0.510	0.938	0.84	1.27				
	Band 25	Right Cheek	0.724	0.647	0.613	1.37	1.34				
		Right Tilted	0.368	0.647	0.688	1.02	1.06				
		Left Cheek	0.933	0.647	0.776	1.58	1.71			0.02	7
		Left Tilted	0.391	0.510	0.938	0.90	1.33				
	Band 7	Right Cheek	0.528	0.647	0.613	1.18	1.14				
		Right Tilted	0.428	0.647	0.688	1.08	1.12				
		Left Cheek	1.095	0.647	0.776	1.74	1.87	0.03	8	0.03	9
		Left Tilted	0.356	0.510	0.938	0.87	1.29				
	Band 41	Right Cheek	0.161	0.647	0.613	0.81	0.77				
		Right Tilted	0.170	0.647	0.688	0.82	0.86				
		Left Cheek	0.338	0.647	0.776	0.99	1.11				
		Left Tilted	0.123	0.510	0.938	0.63	1.06				
	Band 66	Right Cheek	0.722	0.647	0.613	1.37	1.34				
		Right Tilted	0.503	0.647	0.688	1.15	1.19				
		Left Cheek	1.131	0.647	0.776	1.78	1.91	0.03	10	0.03	11
		Left Tilted	0.446	0.510	0.938	0.96	1.38				



WWAN Band	Exposure Position	1	4	5	1+4 Summed 1g SAR (W/kg)	1+5 Summed 1g SAR (W/kg)	1+4 SPLSR	1+4 Case No	1+5 SPLSR	1+5 Case No	
		WWAN	5.5GHz WLAN	5.8GHz WLAN							
		1g SAR (W/kg)	1g SAR (W/kg)	1g SAR (W/kg)							
GSM	GSM850	Right Cheek	0.618	0.330	0.604	0.95	1.22				
		Right Tilted	0.454	0.376	0.669	0.83	1.12				
		Left Cheek	0.595	0.413	0.784	1.01	1.38				
		Left Tilted	0.468	1.025	0.967	1.49	1.44				
	GSM1900	Right Cheek	0.325	0.330	0.604	0.66	0.93				
		Right Tilted	0.146	0.376	0.669	0.52	0.82				
		Left Cheek	0.418	0.413	0.784	0.83	1.20				
		Left Tilted	0.141	1.025	0.967	1.17	1.11				
WCDMA	Band II	Right Cheek	0.870	0.330	0.604	1.20	1.47				
		Right Tilted	0.493	0.376	0.669	0.87	1.16				
		Left Cheek	1.142	0.413	0.784	1.56	1.93			0.03	12
		Left Tilted	0.487	1.025	0.967	1.51	1.45				
	Band IV	Right Cheek	0.685	0.330	0.604	1.02	1.29				
		Right Tilted	0.460	0.376	0.669	0.84	1.13				
		Left Cheek	1.166	0.413	0.784	1.58	1.95			0.03	13
		Left Tilted	0.420	1.025	0.967	1.45	1.39				
	Band V	Right Cheek	0.621	0.330	0.604	0.95	1.23				
		Right Tilted	0.466	0.376	0.669	0.84	1.14				
		Left Cheek	0.567	0.413	0.784	0.98	1.35				
		Left Tilted	0.463	1.025	0.967	1.49	1.43				
CDMA	BC0	Right Cheek	0.662	0.330	0.604	0.99	1.27				
		Right Tilted	0.499	0.376	0.669	0.88	1.17				
		Left Cheek	0.625	0.413	0.784	1.04	1.41				
		Left Tilted	0.540	1.025	0.967	1.57	1.51				
	BC1	Right Cheek	0.811	0.330	0.604	1.14	1.42				
		Right Tilted	0.447	0.376	0.669	0.82	1.12				
		Left Cheek	1.007	0.413	0.784	1.42	1.79			0.03	14
		Left Tilted	0.429	1.025	0.967	1.45	1.40				
	BC10	Right Cheek	0.627	0.330	0.604	0.96	1.23				
		Right Tilted	0.462	0.376	0.669	0.84	1.13				
		Left Cheek	0.593	0.413	0.784	1.01	1.38				
		Left Tilted	0.496	1.025	0.967	1.52	1.46				



WWAN Band	Exposure Position	1	4	5	1+4 Summed 1g SAR (W/kg)	1+5 Summed 1g SAR (W/kg)	1+4 SPLSR	1+4 Case No	1+5 SPLSR	1+5 Case No	
		WWAN	5.5GHz WLAN	5.8GHz WLAN							
		1g SAR (W/kg)	1g SAR (W/kg)	1g SAR (W/kg)							
LTE	Band 12	Right Cheek	0.388	0.330	0.604	0.72	0.99				
		Right Tilted	0.249	0.376	0.669	0.63	0.92				
		Left Cheek	0.381	0.413	0.784	0.79	1.17				
		Left Tilted	0.264	1.025	0.967	1.29	1.23				
	Band 13	Right Cheek	0.402	0.330	0.604	0.73	1.01				
		Right Tilted	0.329	0.376	0.669	0.71	1.00				
		Left Cheek	0.374	0.413	0.784	0.79	1.16				
		Left Tilted	0.317	1.025	0.967	1.34	1.28				
	Band 26	Right Cheek	0.423	0.330	0.604	0.75	1.03				
		Right Tilted	0.319	0.376	0.669	0.70	0.99				
		Left Cheek	0.406	0.413	0.784	0.82	1.19				
		Left Tilted	0.332	1.025	0.967	1.36	1.30				
	Band 25	Right Cheek	0.724	0.330	0.604	1.05	1.33				
		Right Tilted	0.368	0.376	0.669	0.74	1.04				
		Left Cheek	0.933	0.413	0.784	1.35	1.72			0.02	15
		Left Tilted	0.391	1.025	0.967	1.42	1.36				
	Band 7	Right Cheek	0.528	0.330	0.604	0.86	1.13				
		Right Tilted	0.428	0.376	0.669	0.80	1.10				
		Left Cheek	1.095	0.413	0.784	1.51	1.88			0.03	16
		Left Tilted	0.356	1.025	0.967	1.38	1.32				
	Band 41	Right Cheek	0.161	0.330	0.604	0.49	0.77				
		Right Tilted	0.170	0.376	0.669	0.55	0.84				
		Left Cheek	0.338	0.413	0.784	0.75	1.12				
		Left Tilted	0.123	1.025	0.967	1.15	1.09				
	Band 66	Right Cheek	0.722	0.330	0.604	1.05	1.33				
		Right Tilted	0.503	0.376	0.669	0.88	1.17				
		Left Cheek	1.131	0.413	0.784	1.54	1.92			0.03	17
		Left Tilted	0.446	1.025	0.967	1.47	1.41				



6.2 Hotspot Exposure Conditions

WWAN Band	Exposure Position	1	2	3	4	1+2 Summed 1g SAR (W/kg)	1+3 Summed 1g SAR (W/kg)	1+4 Summed 1g SAR (W/kg)	1+3 SPLSR	1+3 Case No	1+4 SPLSR	1+4 Case No		
		WWAN 1g SAR (W/kg)	2.4GHz WLAN 1g SAR (W/kg)	5.2GHz WLAN 1g SAR (W/kg)	5.8GHz WLAN 1g SAR (W/kg)									
GSM	GSM850	Front	0.775	0.209	0.216	0.231	0.98	0.99	1.01					
		Back	1.070	0.209	0.436	0.516	1.28	1.51	1.59					
		Left side	0.960				0.96	0.96	0.96					
		Right side	1.060	0.209	0.045	0.085	1.27	1.11	1.15					
		Top side		0.209	0.538	0.554	0.21	0.54	0.55					
		Bottom side	0.091				0.09	0.09	0.09					
	GSM1900	Front	0.536	0.209	0.216	0.231	0.75	0.75	0.77					
		Back	0.600	0.209	0.436	0.516	0.81	1.04	1.12					
		Left side	0.344				0.34	0.34	0.34					
		Right side	0.210	0.209	0.045	0.085	0.42	0.26	0.30					
		Top side		0.209	0.538	0.554	0.21	0.54	0.55					
		Bottom side	0.262				0.26	0.26	0.26					
	WCDMA	Band II	Front	0.553	0.209	0.216	0.231	0.76	0.77	0.78				
			Back	0.621	0.209	0.436	0.516	0.83	1.06	1.14				
Left side			0.364				0.36	0.36	0.36					
Right side			0.227	0.209	0.045	0.085	0.44	0.27	0.31					
Top side				0.209	0.538	0.554	0.21	0.54	0.55					
Bottom side			0.254				0.25	0.25	0.25					
Band IV		Front	0.693	0.209	0.216	0.231	0.90	0.91	0.92					
		Back	0.861	0.209	0.436	0.516	1.07	1.30	1.38					
		Left side	0.357				0.36	0.36	0.36					
		Right side	0.180	0.209	0.045	0.085	0.39	0.23	0.27					
		Top side		0.209	0.538	0.554	0.21	0.54	0.55					
		Bottom side	0.284				0.28	0.28	0.28					
Band V		Front	0.780	0.209	0.216	0.231	0.99	1.00	1.01					
		Back	1.172	0.209	0.436	0.516	1.38	<b>1.61</b>	<b>1.69</b>	<b>0.03</b>	<b>18</b>	<b>0.03</b>	<b>19</b>	
		Left side	1.150				1.15	1.15	1.15					
		Right side	1.182	0.209	0.045	0.085	1.39	1.23	1.27					
		Top side		0.209	0.538	0.554	0.21	0.54	0.55					
		Bottom side	0.091				0.09	0.09	0.09					
CDMA	BC0	Front	0.754	0.209	0.216	0.231	0.96	0.97	0.99					
		Back	1.124	0.209	0.436	0.516	1.33	1.56	<b>1.64</b>			<b>0.03</b>	<b>20</b>	
		Left side	1.181				1.18	1.18	1.18					
		Right side	1.157	0.209	0.045	0.085	1.37	1.20	1.24					
		Top side		0.209	0.538	0.554	0.21	0.54	0.55					
		Bottom side	0.077				0.08	0.08	0.08					
	BC1	Front	0.536	0.209	0.216	0.231	0.75	0.75	0.77					
		Back	0.608	0.209	0.436	0.516	0.82	1.04	1.12					
		Left side	0.336				0.34	0.34	0.34					
		Right side	0.201	0.209	0.045	0.085	0.41	0.25	0.29					
		Top side		0.209	0.538	0.554	0.21	0.54	0.55					
		Bottom side	0.251				0.25	0.25	0.25					
	BC10	Front	0.749	0.209	0.216	0.231	0.96	0.97	0.98					
		Back	1.081	0.209	0.436	0.516	1.29	1.52	<b>1.60</b>			<b>0.03</b>	<b>21</b>	
		Left side	1.085				1.09	1.09	1.09					
		Right side	1.082	0.209	0.045	0.085	1.29	1.13	1.17					
		Top side		0.209	0.538	0.554	0.21	0.54	0.55					
		Bottom side	0.061				0.06	0.06	0.06					



WWAN Band	Exposure Position	1	2	3	4	1+2 Summed 1g SAR (W/kg)	1+3 Summed 1g SAR (W/kg)	1+4 Summed 1g SAR (W/kg)	1+3 SPLSR	1+3 Case No	1+4 SPLSR	1+4 Case No	
		WWAN	2.4GHz WLAN	5.2GHz WLAN	5.8GHz WLAN								
		1g SAR (W/kg)	1g SAR (W/kg)	1g SAR (W/kg)	1g SAR (W/kg)								
LTE	Band 12	Front	0.520	0.209	0.216	0.231	0.73	0.74	0.75				
		Back	0.776	0.209	0.436	0.516	0.99	1.21	1.29				
		Left side	0.482				0.48	0.48	0.48				
		Right side	0.422	0.209	0.045	0.085	0.63	0.47	0.51				
		Top side		0.209	0.538	0.554	0.21	0.54	0.55				
		Bottom side	0.094				0.09	0.09	0.09				
	Band 13	Front	0.622	0.209	0.216	0.231	0.83	0.84	0.85				
		Back	0.786	0.209	0.436	0.516	1.00	1.22	1.30				
		Left side	0.783				0.78	0.78	0.78				
		Right side	0.788	0.209	0.045	0.085	1.00	0.83	0.87				
		Top side		0.209	0.538	0.554	0.21	0.54	0.55				
		Bottom side	0.062				0.06	0.06	0.06				
	Band 26	Front	0.739	0.209	0.216	0.231	0.95	0.96	0.97				
		Back	1.081	0.209	0.436	0.516	1.29	1.52	1.60			0.03	22
		Left side	1.114				1.11	1.11	1.11				
		Right side	1.038	0.209	0.045	0.085	1.25	1.08	1.12				
		Top side		0.209	0.538	0.554	0.21	0.54	0.55				
		Bottom side	0.081				0.08	0.08	0.08				
	Band 25	Front	0.584	0.209	0.216	0.231	0.79	0.80	0.82				
		Back	0.638	0.209	0.436	0.516	0.85	1.07	1.15				
		Left side	0.363				0.36	0.36	0.36				
		Right side	0.216	0.209	0.045	0.085	0.43	0.26	0.30				
		Top side		0.209	0.538	0.554	0.21	0.54	0.55				
		Bottom side	0.251				0.25	0.25	0.25				
	Band 7	Front	0.621	0.209	0.216	0.231	0.83	0.84	0.85				
		Back	1.073	0.209	0.436	0.516	1.28	1.51	1.59				
		Left side	0.279				0.28	0.28	0.28				
		Right side	0.067	0.209	0.045	0.085	0.28	0.11	0.15				
		Top side		0.209	0.538	0.554	0.21	0.54	0.55				
		Bottom side	1.053				1.05	1.05	1.05				
Band 41	Front	0.449	0.209	0.216	0.231	0.66	0.67	0.68					
	Back	0.929	0.209	0.436	0.516	1.14	1.37	1.45					
	Left side	0.215				0.22	0.22	0.22					
	Right side	0.026	0.209	0.045	0.085	0.24	0.07	0.11					
	Top side		0.209	0.538	0.554	0.21	0.54	0.55					
	Bottom side	0.933				0.93	0.93	0.93					
Band 66	Front	0.673	0.209	0.216	0.231	0.88	0.89	0.90					
	Back	0.797	0.209	0.436	0.516	1.01	1.23	1.31					
	Left side	0.345				0.35	0.35	0.35					
	Right side	0.174	0.209	0.045	0.085	0.38	0.22	0.26					
	Top side		0.209	0.538	0.554	0.21	0.54	0.55					
	Bottom side	0.260				0.26	0.26	0.26					



**6.3 Body-Worn Accessory Exposure Conditions**

WWAN Band	Exposure Position	1	2	3	4	1+2 Summed 1g SAR (W/kg)	1+3 Summed 1g SAR (W/kg)	1+4 Summed 1g SAR (W/kg)	1+3 SPLSR	1+3 Case No	1+4 SPLSR	1+4 Case No	
		WWAN 1g SAR (W/kg)	2.4GHz WLAN 1g SAR (W/kg)	5.3GHz WLAN 1g SAR (W/kg)	5.5GHz WLAN 1g SAR (W/kg)								
GSM	GSM850	Front	0.775	0.209	0.200	0.151	0.98	0.98	0.93				
		Back	1.070	0.209	0.412	0.553	1.28	1.48	1.62			0.03	23
	GSM1900	Front	0.536	0.209	0.200	0.151	0.75	0.74	0.69				
		Back	0.600	0.209	0.412	0.553	0.81	1.01	1.15				
WCDMA	Band II	Front	0.553	0.209	0.200	0.151	0.76	0.75	0.70				
		Back	0.621	0.209	0.412	0.553	0.83	1.03	1.17				
	Band IV	Front	0.693	0.209	0.200	0.151	0.90	0.89	0.84				
		Back	0.861	0.209	0.412	0.553	1.07	1.27	1.41				
	Band V	Front	0.780	0.209	0.200	0.151	0.99	0.98	0.93				
		Back	1.172	0.209	0.412	0.553	1.38	1.58	1.73			0.03	24
CDMA	BC0	Front	0.859	0.209	0.200	0.151	1.07	1.06	1.01				
		Back	1.192	0.209	0.412	0.553	1.40	1.60	1.75	0.03	25	0.03	26
	BC1	Front	0.550	0.209	0.200	0.151	0.76	0.75	0.70				
		Back	0.604	0.209	0.412	0.553	0.81	1.02	1.16				
	BC10	Front	0.811	0.209	0.200	0.151	1.02	1.01	0.96				
		Back	1.151	0.209	0.412	0.553	1.36	1.56	1.70			0.03	27
LTE	Band 12	Front	0.520	0.209	0.200	0.151	0.73	0.72	0.67				
		Back	0.776	0.209	0.412	0.553	0.99	1.19	1.33				
	Band 13	Front	0.622	0.209	0.200	0.151	0.83	0.82	0.77				
		Back	0.786	0.209	0.412	0.553	1.00	1.20	1.34				
	Band 26	Front	0.739	0.209	0.200	0.151	0.95	0.94	0.89				
		Back	1.081	0.209	0.412	0.553	1.29	1.49	1.63			0.03	28
	Band 25	Front	0.584	0.209	0.200	0.151	0.79	0.78	0.74				
		Back	0.638	0.209	0.412	0.553	0.85	1.05	1.19				
	Band 7	Front	0.621	0.209	0.200	0.151	0.83	0.82	0.77				
		Back	1.073	0.209	0.412	0.553	1.28	1.49	1.63			0.02	29
	Band 41	Front	0.449	0.209	0.200	0.151	0.66	0.65	0.60				
		Back	0.929	0.209	0.412	0.553	1.14	1.34	1.48				
Band 66	Front	0.673	0.209	0.200	0.151	0.88	0.87	0.82					
	Back	0.797	0.209	0.412	0.553	1.01	1.21	1.35					



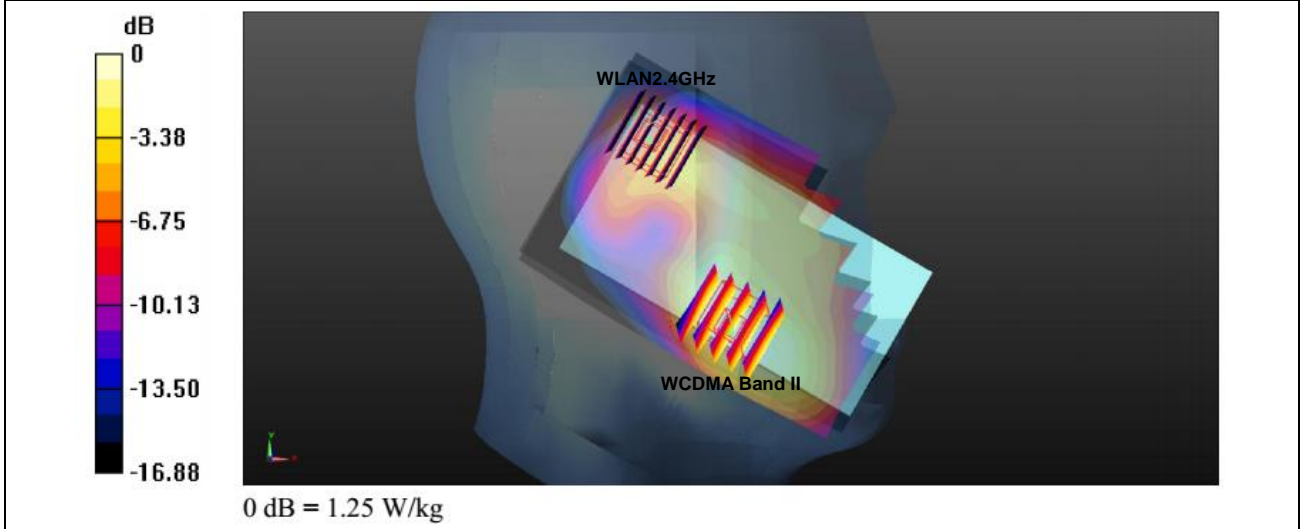
WWAN Band		Exposure Position	1	5	6	1+5 Summed 1g SAR (W/kg)	1+6 Summed 1g SAR (W/kg)	1+5 SPLSR	1+5 Case No	1+6 SPLSR	1+6 Case No
			WWAN	5.8GHz WLAN	Bluetooth						
			1g SAR (W/kg)	1g SAR (W/kg)	Estimated 1g SAR (W/kg)						
GSM	GSM850	Front	0.775	0.231	0.273	1.01	1.05				
		Back	1.070	0.516	0.273	1.59	1.34				
	GSM1900	Front	0.536	0.231	0.273	0.77	0.81				
		Back	0.600	0.516	0.273	1.12	0.87				
WCDMA	Band II	Front	0.553	0.231	0.273	0.78	0.83				
		Back	0.621	0.516	0.273	1.14	0.89				
	Band IV	Front	0.693	0.231	0.273	0.92	0.97				
		Back	0.861	0.516	0.273	1.38	1.13				
	Band V	Front	0.780	0.231	0.273	1.01	1.05				
		Back	1.172	0.516	0.273	1.69	1.45	0.03	30		
CDMA	BC0	Front	0.859	0.231	0.273	1.09	1.13				
		Back	1.192	0.516	0.273	1.71	1.47	0.03	31		
	BC1	Front	0.550	0.231	0.273	0.78	0.82				
		Back	0.604	0.516	0.273	1.12	0.88				
	BC10	Front	0.811	0.231	0.273	1.04	1.08				
		Back	1.151	0.516	0.273	1.67	1.42	0.03	32		
LTE	Band 12	Front	0.520	0.231	0.273	0.75	0.79				
		Back	0.776	0.516	0.273	1.29	1.05				
	Band 13	Front	0.622	0.231	0.273	0.85	0.90				
		Back	0.786	0.516	0.273	1.30	1.06				
	Band 26	Front	0.739	0.231	0.273	0.97	1.01				
		Back	1.081	0.516	0.273	1.60	1.35	0.03	22		
	Band 25	Front	0.584	0.231	0.273	0.82	0.86				
		Back	0.638	0.516	0.273	1.15	0.91				
	Band 7	Front	0.621	0.231	0.273	0.85	0.89				
		Back	1.073	0.516	0.273	1.59	1.35				
	Band 41	Front	0.449	0.231	0.273	0.68	0.72				
		Back	0.929	0.516	0.273	1.45	1.20				
Band 66	Front	0.673	0.231	0.273	0.90	0.95					
	Back	0.797	0.516	0.273	1.31	1.07					

**6.4 SPLSR Evaluation and Analysis**

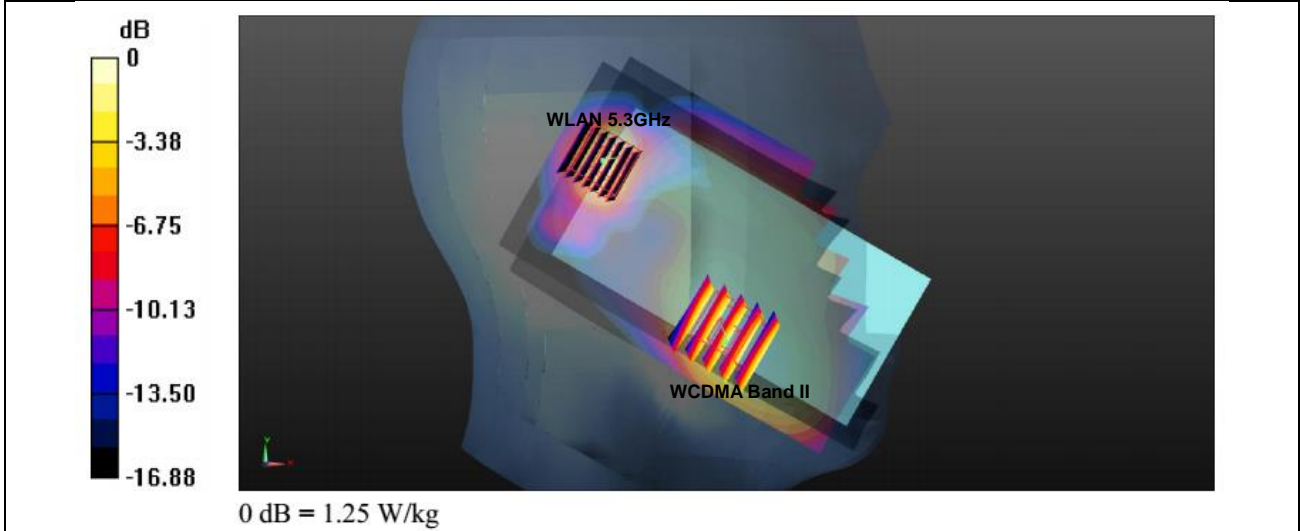
**General Note:**

$SPLSR = (SAR_1 + SAR_2)^{1.5} / (min. \text{ separation distance, mm})$ . If  $SPLSR \leq 0.04$ , simultaneously transmission SAR measurement is not necessary

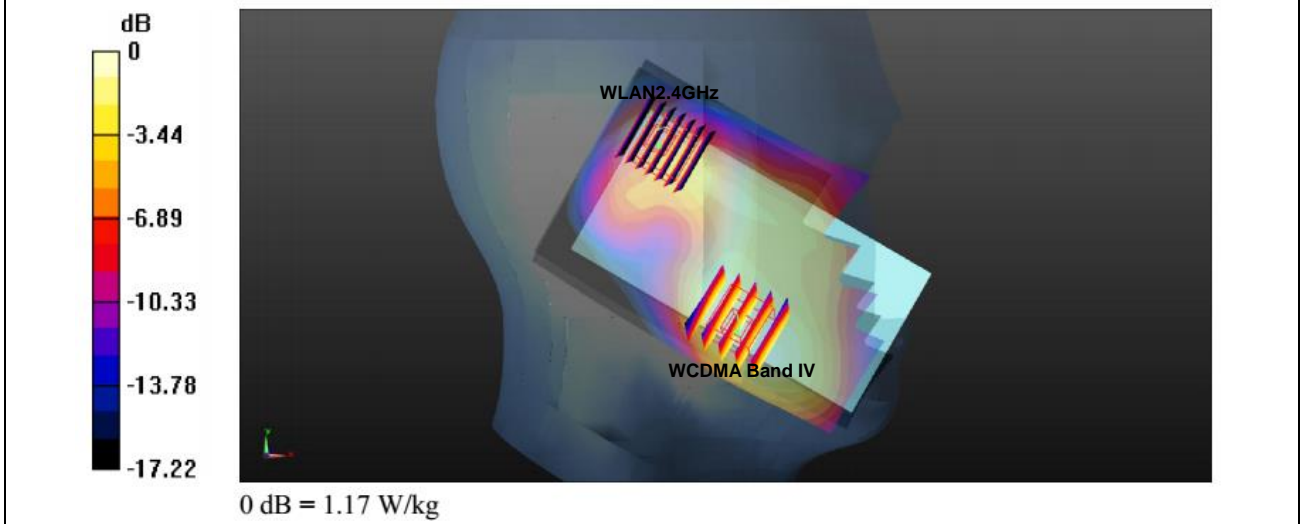
Case 1	Band	Position	SAR (W/kg)	Gap (mm)	SAR peak location (cm)			3D distance (mm)	Summed SAR (W/kg)	SPLSR Results	Simultaneous SAR
					X	Y	Z				
	WCDMA Band II	Left Cheek	1.142	0	5.11	-6.49	-0.05	94.40	1.79	0.03	Not required
	WLAN2.4GHz		0.647	0	1.38	2.18	-0.25				



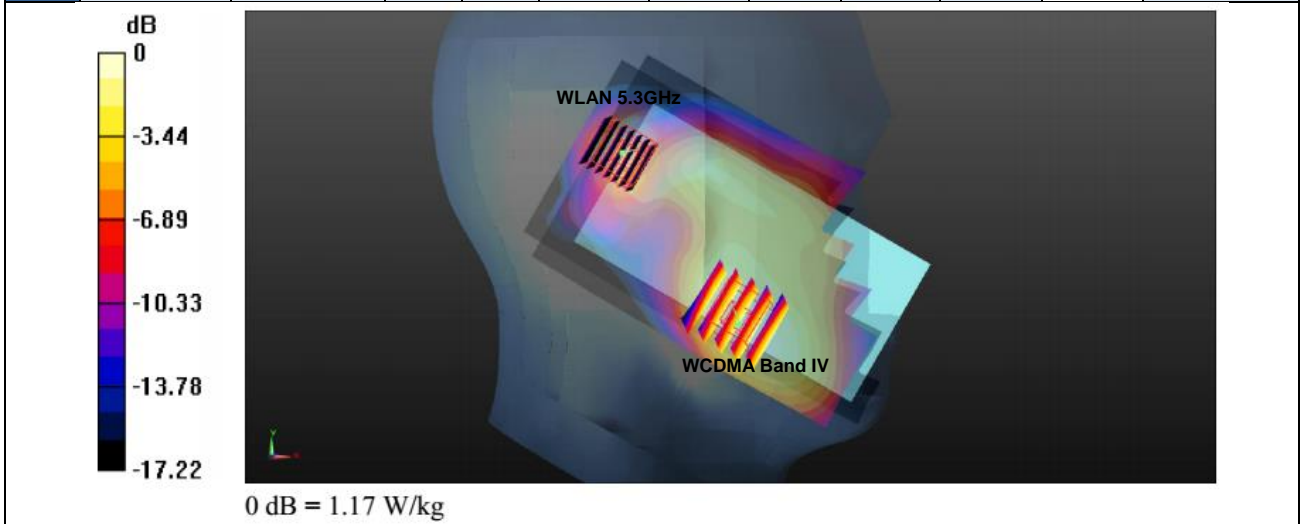
Case 2	Band	Position	SAR (W/kg)	Gap (mm)	SAR peak location (cm)			3D distance (mm)	Summed SAR (W/kg)	SPLSR Results	Simultaneous SAR
					X	Y	Z				
	WCDMA Band II	Left Cheek	1.142	0	5.11	-6.49	-0.05	90.44	1.92	0.03	Not required
	WLAN 5.3GHz		0.776	0	0.07	1.02	-0.03				



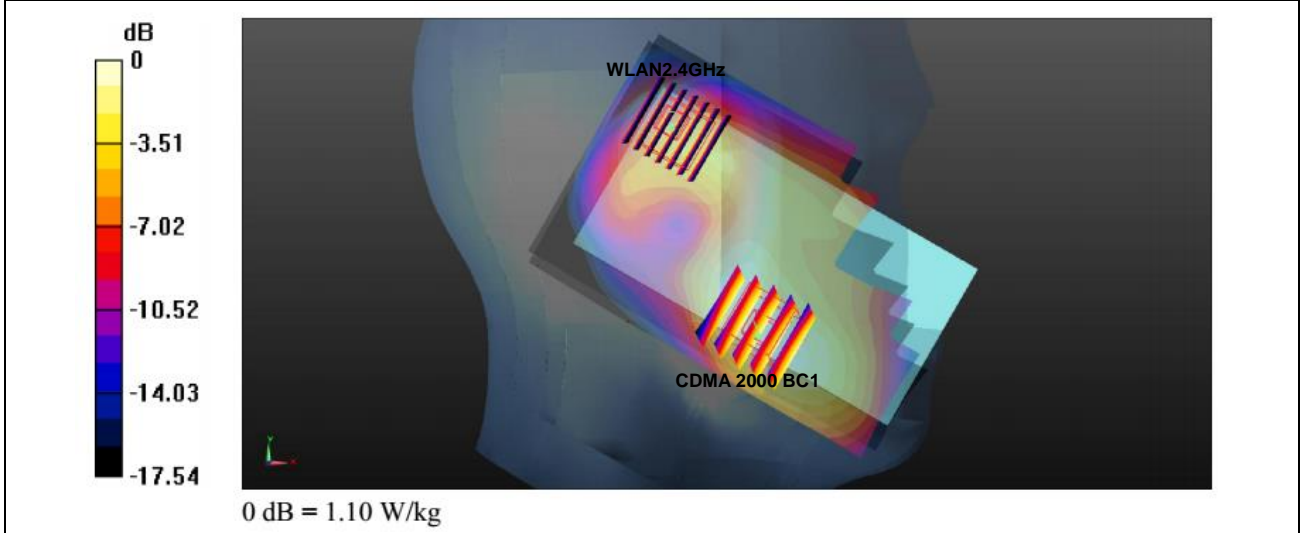
Case 3	Band	Position	SAR (W/kg)	Gap (mm)	SAR peak location (cm)			3D distance (mm)	Summed SAR (W/kg)	SPLSR Results	Simultaneous SAR
					X	Y	Z				
	WCDMA Band IV	Left Cheek	1.166	0	4.71	-6.26	-0.24	90.73	1.81	0.03	Not required
	WLAN2.4GHz		0.647	0	1.38	2.18	-0.25				



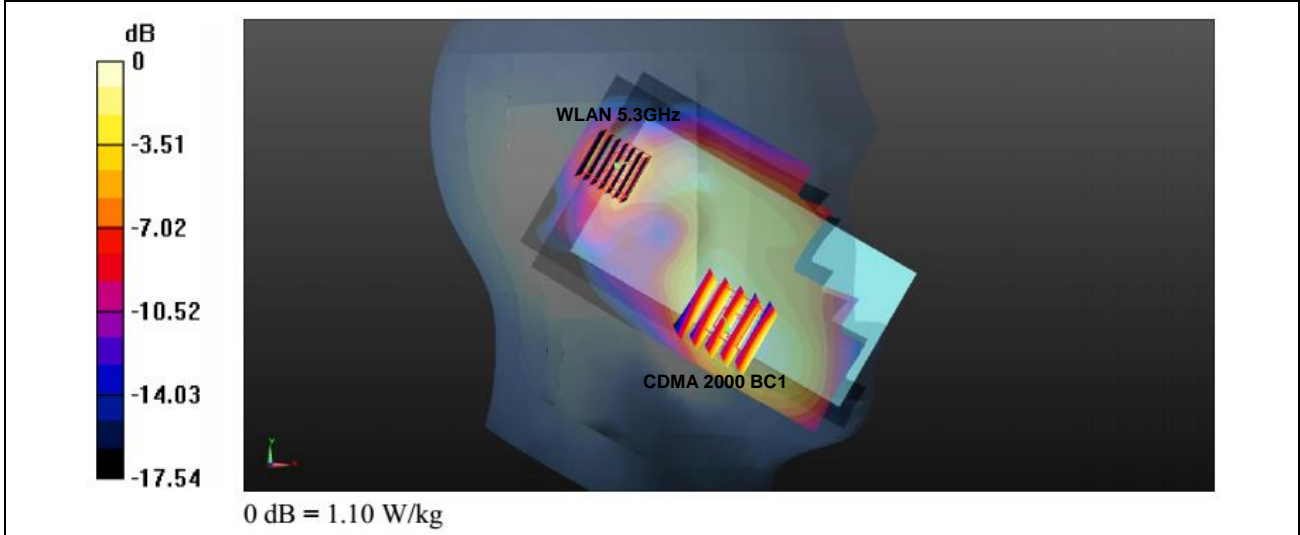
Case 4	Band	Position	SAR (W/kg)	Gap (mm)	SAR peak location (cm)			3D distance (mm)	Summed SAR (W/kg)	SPLSR Results	Simultaneous SAR
					X	Y	Z				
	WCDMA Band IV	Left Cheek	1.166	0	4.71	-6.26	-0.24	86.36	1.94	0.03	Not required
	WLAN 5.3GHz		0.776	0	0.07	1.02	-0.03				



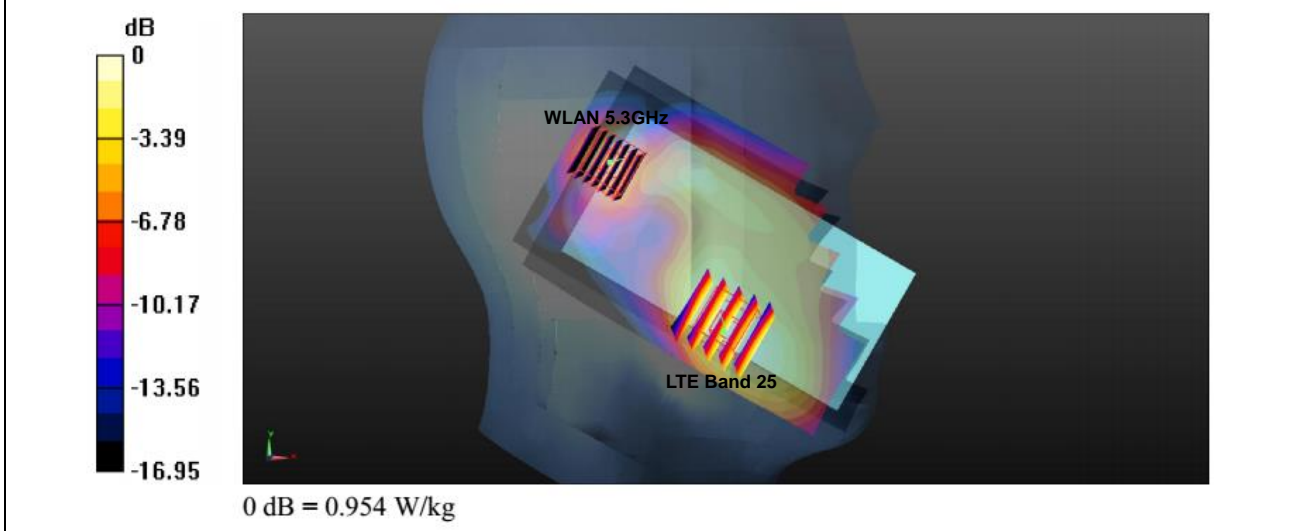
Case 5	Band	Position	SAR (W/kg)	Gap (mm)	SAR peak location (cm)			3D distance (mm)	Summed SAR (W/kg)	SPLSR Results	Simultaneous SAR
					X	Y	Z				
	CDMA 2000 BC1	Left Cheek	1.007	0	5.07	-6.46	-0.06	93.97	1.65	0.02	Not required
	WLAN2.4GHz		0.647	0	1.38	2.18	-0.25				



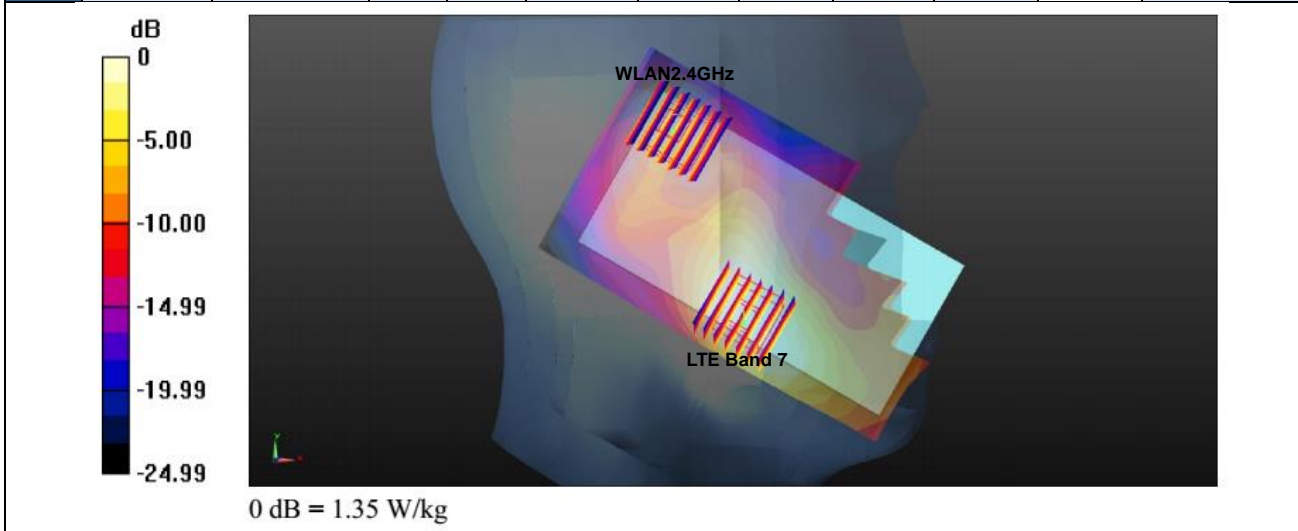
Case 6	Band	Position	SAR (W/kg)	Gap (mm)	SAR peak location (cm)			3D distance (mm)	Summed SAR (W/kg)	SPLSR Results	Simultaneous SAR
					X	Y	Z				
	CDMA 2000 BC1	Left Cheek	1.007	0	5.07	-6.46	-0.06	89.97	1.78	0.03	Not required
	WLAN 5.3GHz		0.776	0	0.07	1.02	-0.03				



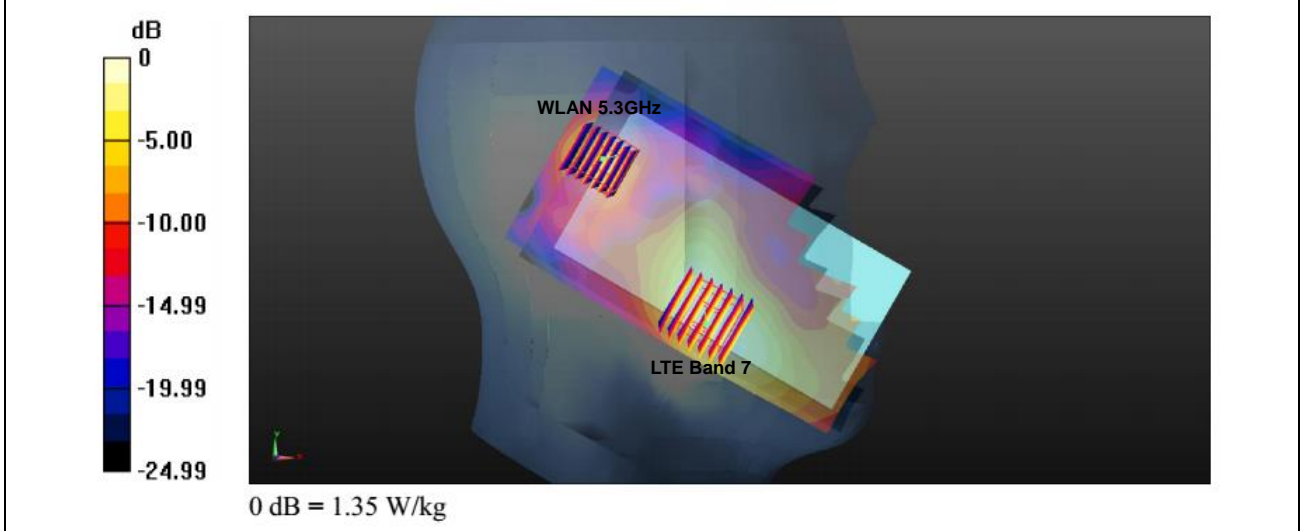
Case 7	Band	Position	SAR (W/kg)	Gap (mm)	SAR peak location (cm)			3D distance (mm)	Summed SAR (W/kg)	SPLSR Results	Simultaneous SAR
					X	Y	Z				
	LTE Band 25	Left Cheek	0.933	0	5.11	-6.49	-0.05	90.44	1.71	0.02	Not required
	WLAN 5.3GHz		0.776	0	0.07	1.02	-0.03				



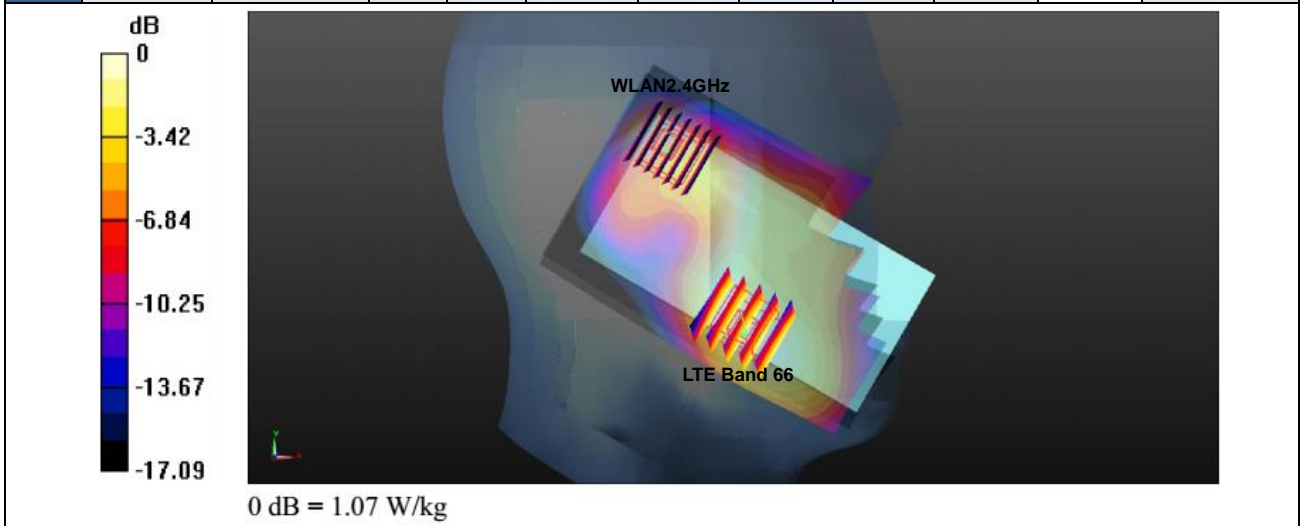
Case 8	Band	Position	SAR (W/kg)	Gap (mm)	SAR peak location (cm)			3D distance (mm)	Summed SAR (W/kg)	SPLSR Results	Simultaneous SAR
					X	Y	Z				
	LTE Band 7	Left Cheek	1.095	0	4.57	-6.26	-0.28	90.23	1.74	0.03	Not required
	WLAN 2.4GHz		0.647	0	1.38	2.18	-0.25				



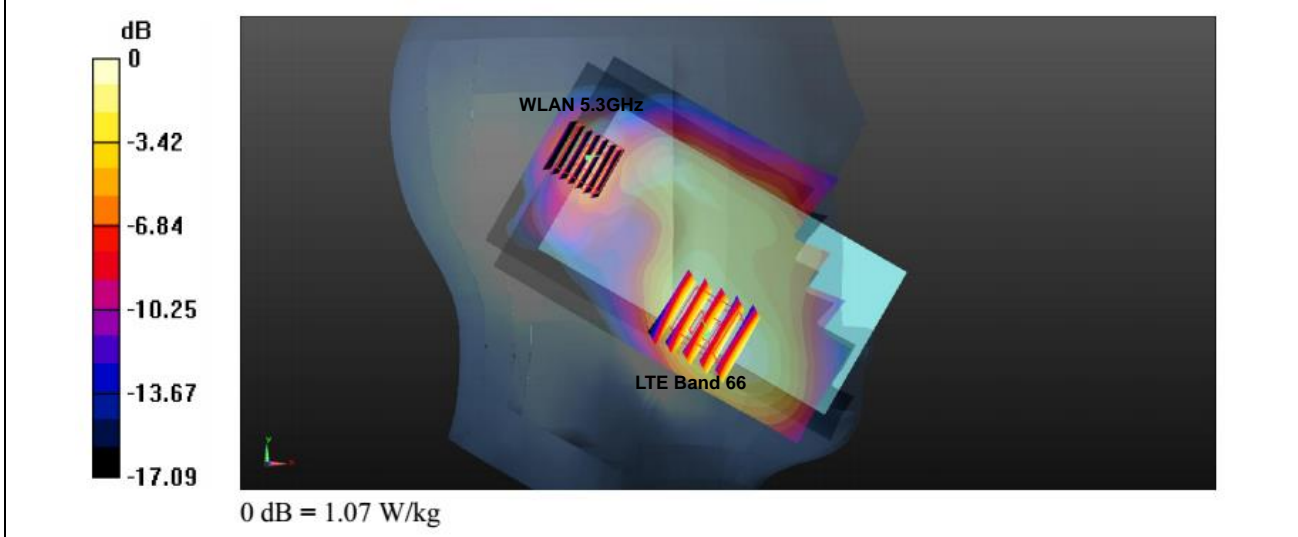
Case 9	Band	Position	SAR (W/kg)	Gap (mm)	SAR peak location (cm)			3D distance (mm)	Summed SAR (W/kg)	SPLSR Results	Simultaneous SAR
					X	Y	Z				
	LTE Band 7	Left Cheek	1.095	0	4.57	-6.26	-0.28	85.62	1.87	0.03	Not required
	WLAN 5.3GHz		0.776	0	0.07	1.02	-0.03				



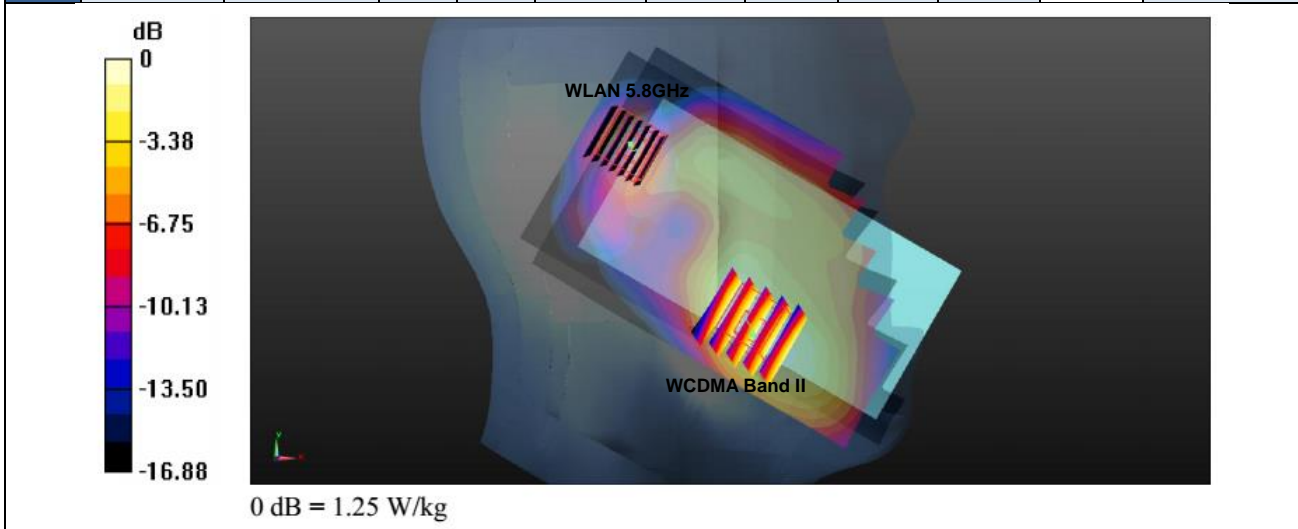
Case 10	Band	Position	SAR (W/kg)	Gap (mm)	SAR peak location (cm)			3D distance (mm)	Summed SAR (W/kg)	SPLSR Results	Simultaneous SAR
					X	Y	Z				
	LTE Band 66	Left Cheek	1.131	0	4.71	-6.27	-0.25	90.82	1.78	0.03	Not required
	WLAN2.4GHz		0.647	0	1.38	2.18	-0.25				



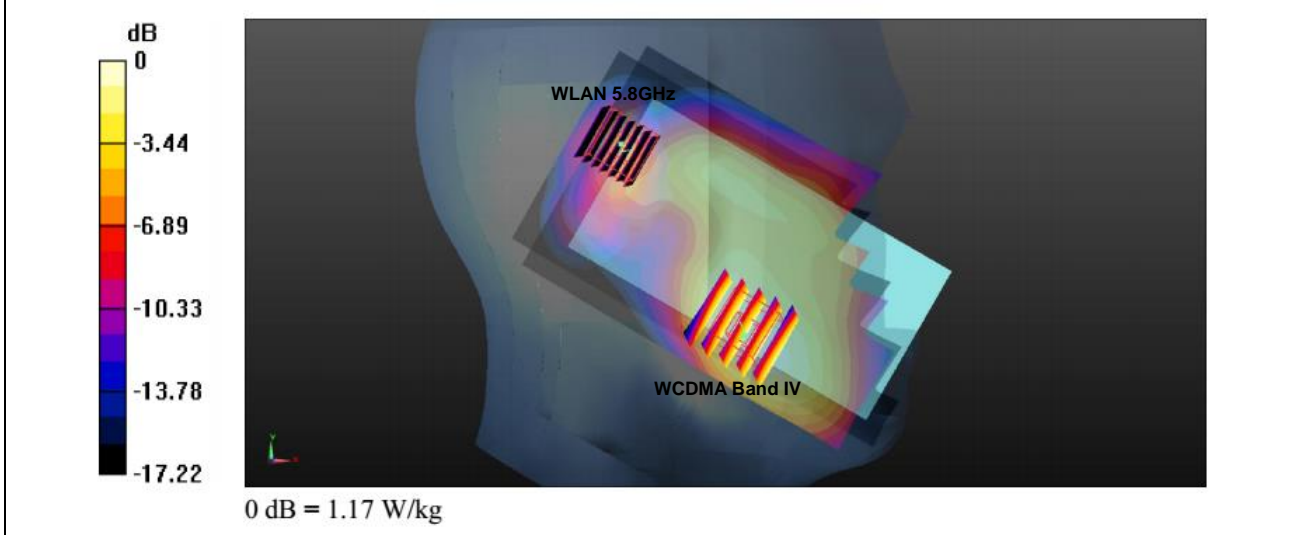
Case	Band	Position	SAR (W/kg)	Gap (mm)	SAR peak location (cm)			3D distance (mm)	Summed SAR (W/kg)	SPLSR Results	Simultaneous SAR
					X	Y	Z				
11	LTE Band 66	Left Cheek	1.131	0	4.71	-6.27	-0.25	86.44	1.91	0.03	Not required
	WLAN 5.3GHz		0.776	0	0.07	1.02	-0.03				



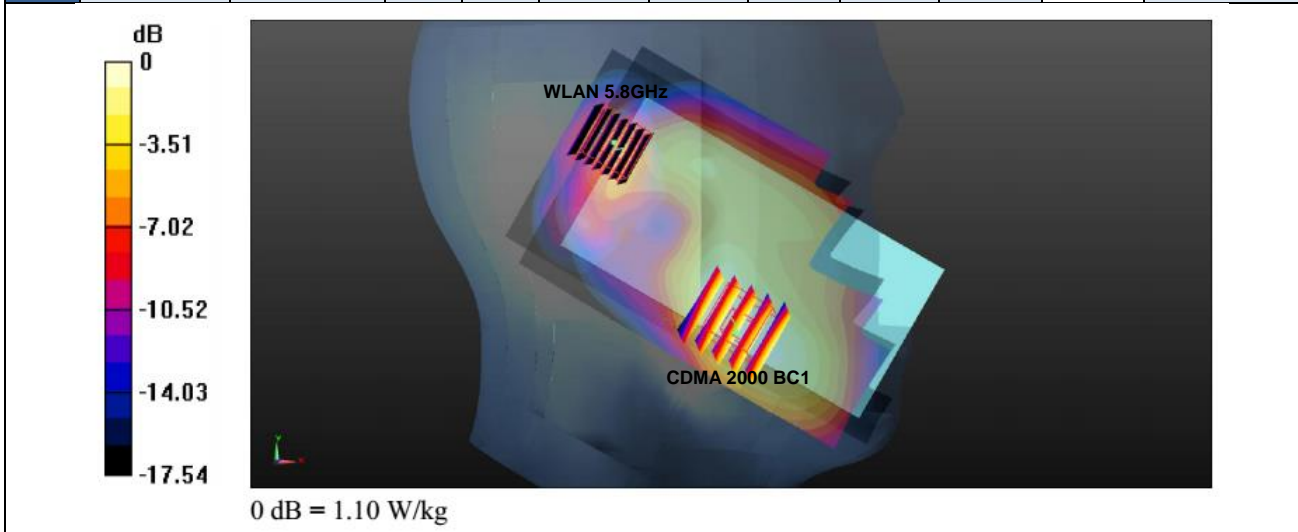
Case	Band	Position	SAR (W/kg)	Gap (mm)	SAR peak location (cm)			3D distance (mm)	Summed SAR (W/kg)	SPLSR Results	Simultaneous SAR
					X	Y	Z				
12	WCDMA Band II	Left Cheek	1.142	0	5.11	-6.49	-0.05	91.31	1.93	0.03	Not required
	WLAN 5.8GHz		0.784	0	0.11	1.15	-0.16				



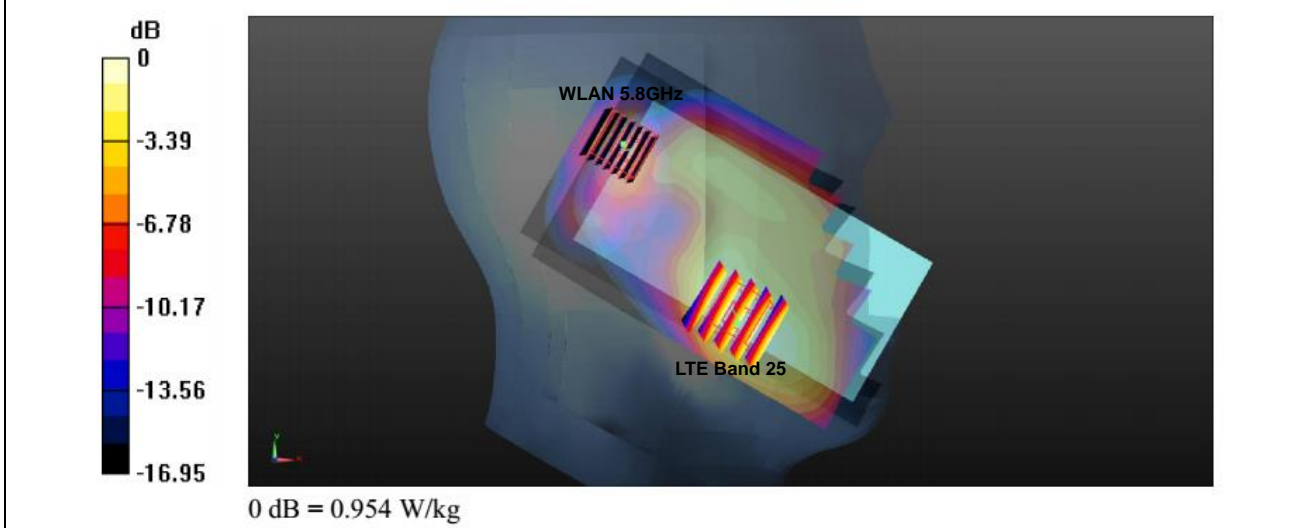
Case	Band	Position	SAR (W/kg)	Gap (mm)	SAR peak location (cm)			3D distance (mm)	Summed SAR (W/kg)	SPLSR Results	Simultaneous SAR
					X	Y	Z				
13	WCDMA Band IV	Left Cheek	1.166	0	4.71	-6.26	-0.24	87.22	1.95	0.03	Not required
	WLAN 5.8GHz		0.784	0	0.11	1.15	-0.16				



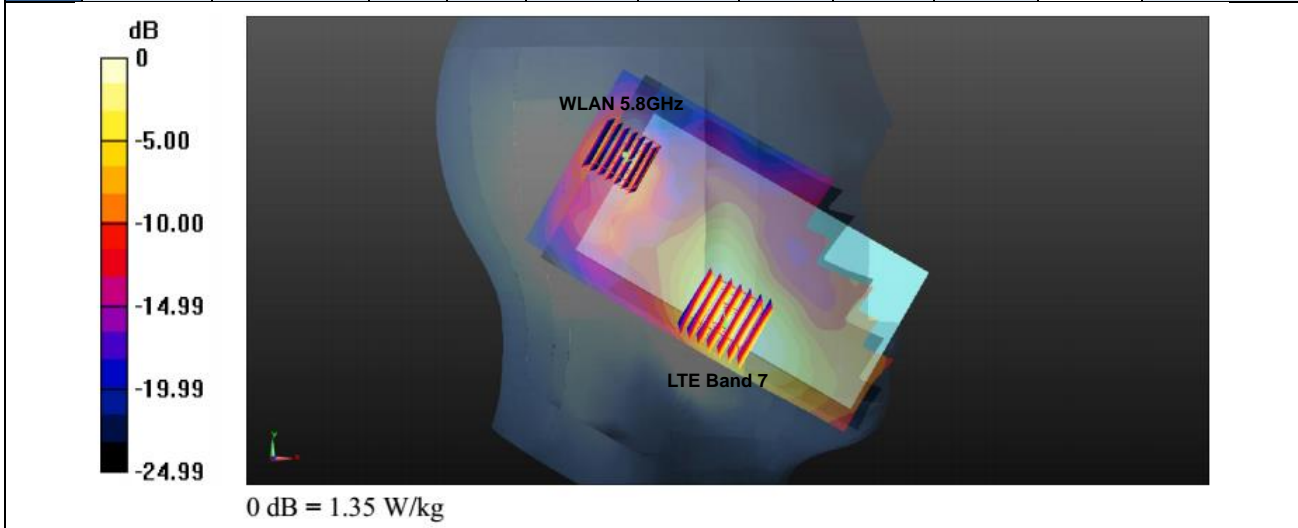
Case	Band	Position	SAR (W/kg)	Gap (mm)	SAR peak location (cm)			3D distance (mm)	Summed SAR (W/kg)	SPLSR Results	Simultaneous SAR
					X	Y	Z				
14	CDMA 2000 BC1	Left Cheek	1.007	0	5.07	-6.46	-0.06	90.84	1.79	0.03	Not required
	WLAN 5.8GHz		0.784	0	0.11	1.15	-0.16				



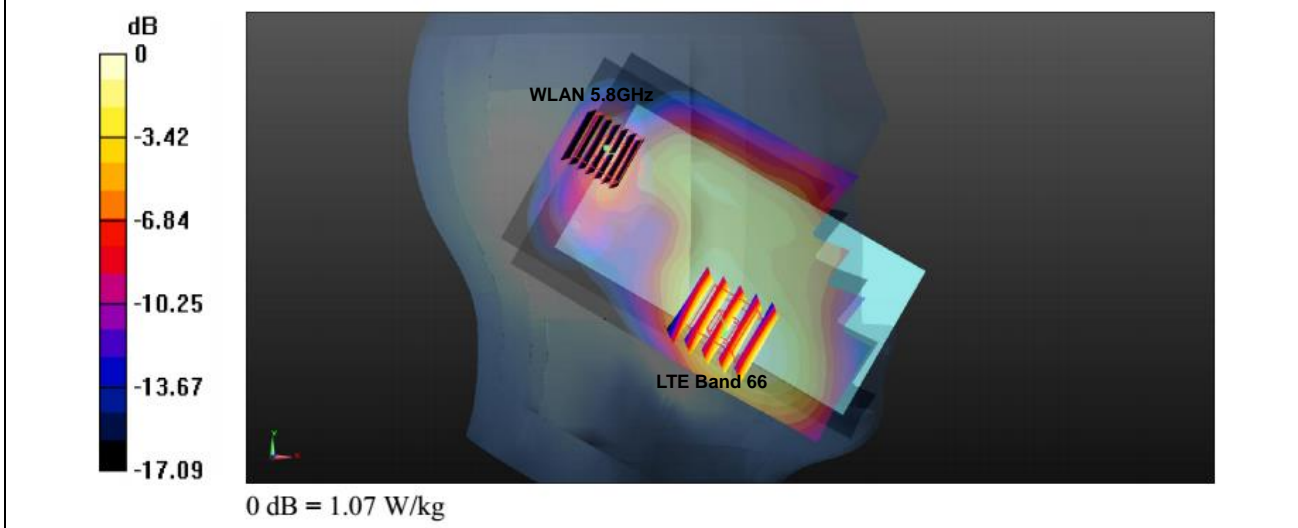
Case	Band	Position	SAR (W/kg)	Gap (mm)	SAR peak location (cm)			3D distance (mm)	Summed SAR (W/kg)	SPLSR Results	Simultaneous SAR
					X	Y	Z				
15	LTE Band 25	Left Cheek	0.933	0	5.11	-6.49	-0.05	91.31	1.72	0.02	Not required
	WLAN 5.8GHz		0.784	0	0.11	1.15	-0.16				



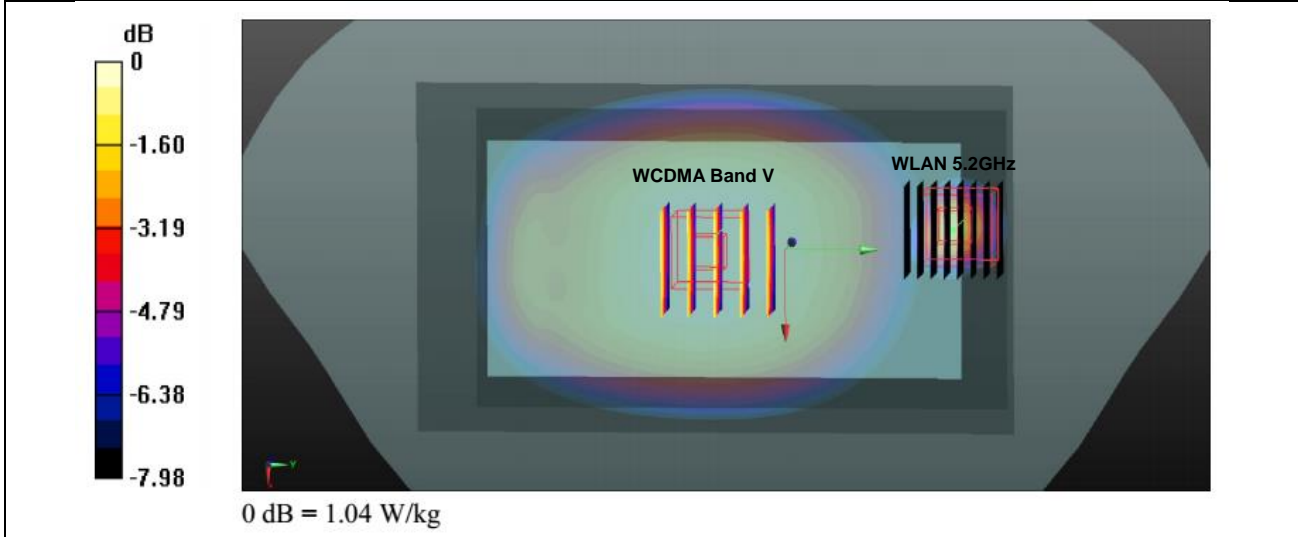
Case	Band	Position	SAR (W/kg)	Gap (mm)	SAR peak location (cm)			3D distance (mm)	Summed SAR (W/kg)	SPLSR Results	Simultaneous SAR
					X	Y	Z				
16	LTE Band 7	Left Cheek	1.095	0	4.57	-6.26	-0.28	86.50	1.88	0.03	Not required
	WLAN 5.8GHz		0.784	0	0.11	1.15	-0.16				



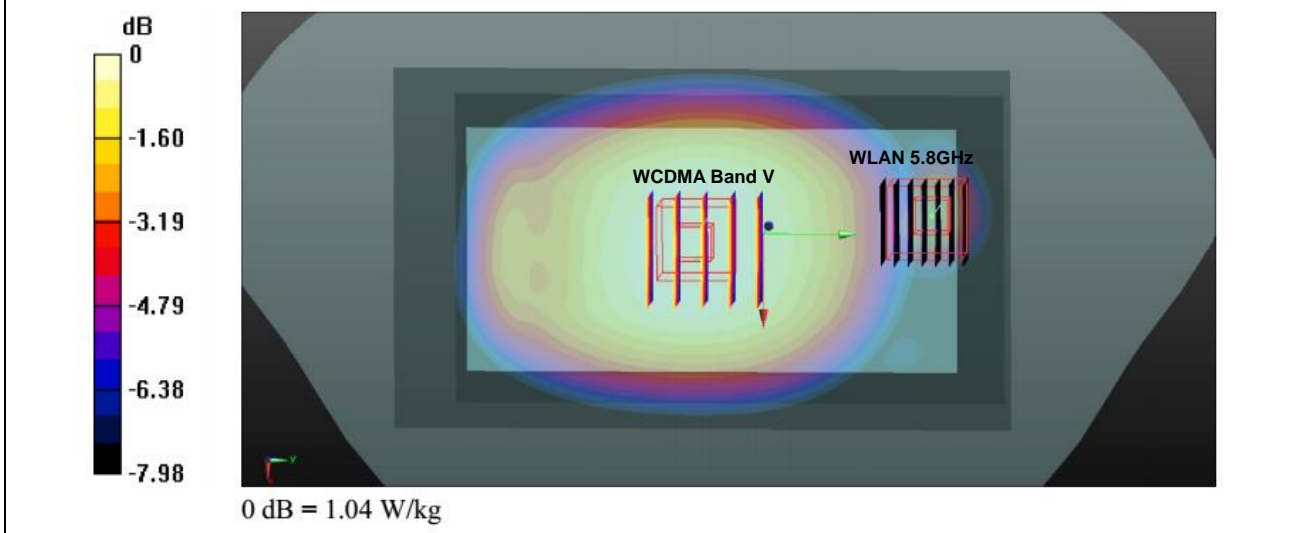
Case	Band	Position	SAR (W/kg)	Gap (mm)	SAR peak location (cm)			3D distance (mm)	Summed SAR (W/kg)	SPLSR Results	Simultaneous SAR
					X	Y	Z				
17	LTE Band 66	Left Cheek	1.131	0	4.71	-6.27	-0.25	87.31	1.92	0.03	Not required
	WLAN 5.8GHz		0.784	0	0.11	1.15	-0.16				



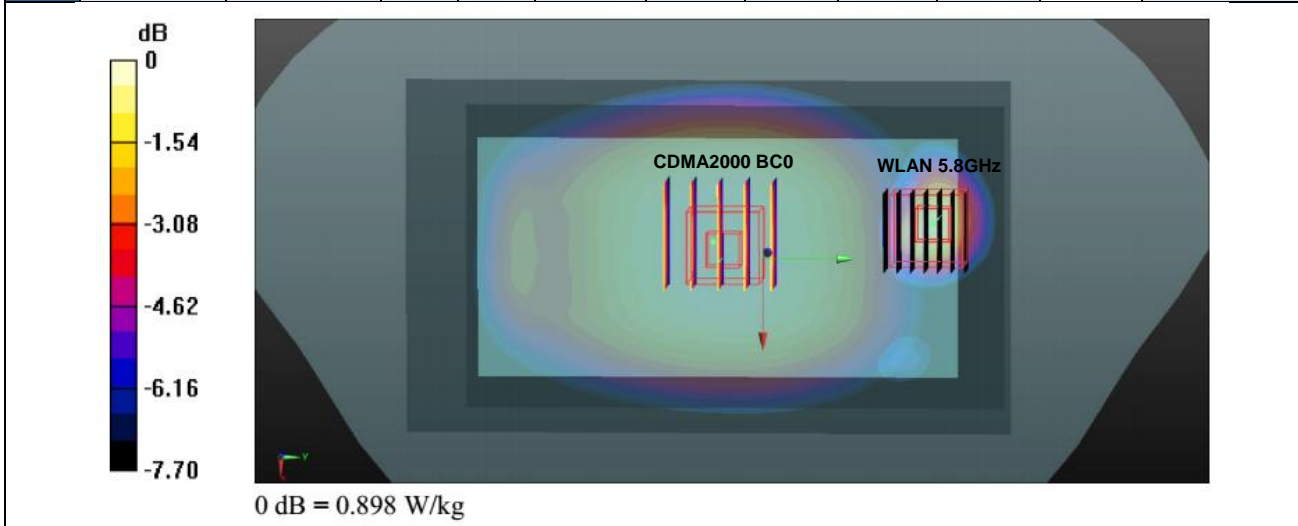
Case	Band	Position	SAR (W/kg)	Gap (mm)	SAR peak location (cm)			3D distance (mm)	Summed SAR (W/kg)	SPLSR Results	Simultaneous SAR
					X	Y	Z				
18	WCDMA Band V	Back	1.172	10	-0.44	-0.51	-0.3	73.72	1.61	0.03	Not required
	WLAN 5.2GHz		0.436	10	-1	6.84	-0.24				



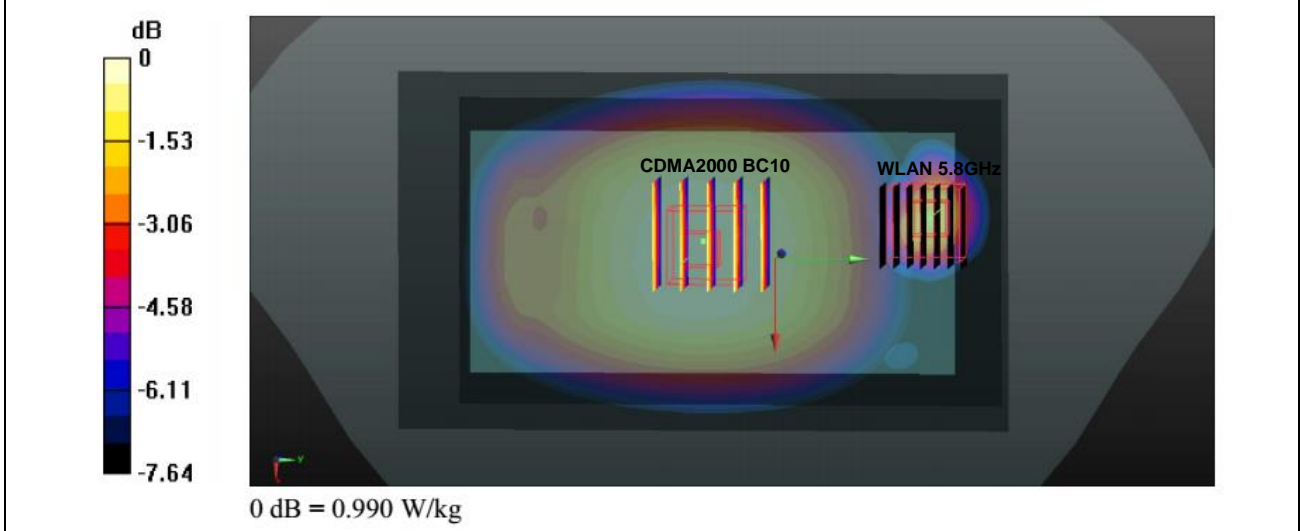
Case	Band	Position	SAR (W/kg)	Gap (mm)	SAR peak location (cm)			3D distance (mm)	Summed SAR (W/kg)	SPLSR Results	Simultaneous SAR
					X	Y	Z				
19	WCDMA Band V	Back	1.172	10	-0.44	-0.51	-0.3	69.54	1.69	0.03	Not required
	WLAN 5.8GHz		0.516	10	-1.02	6.42	-0.25				



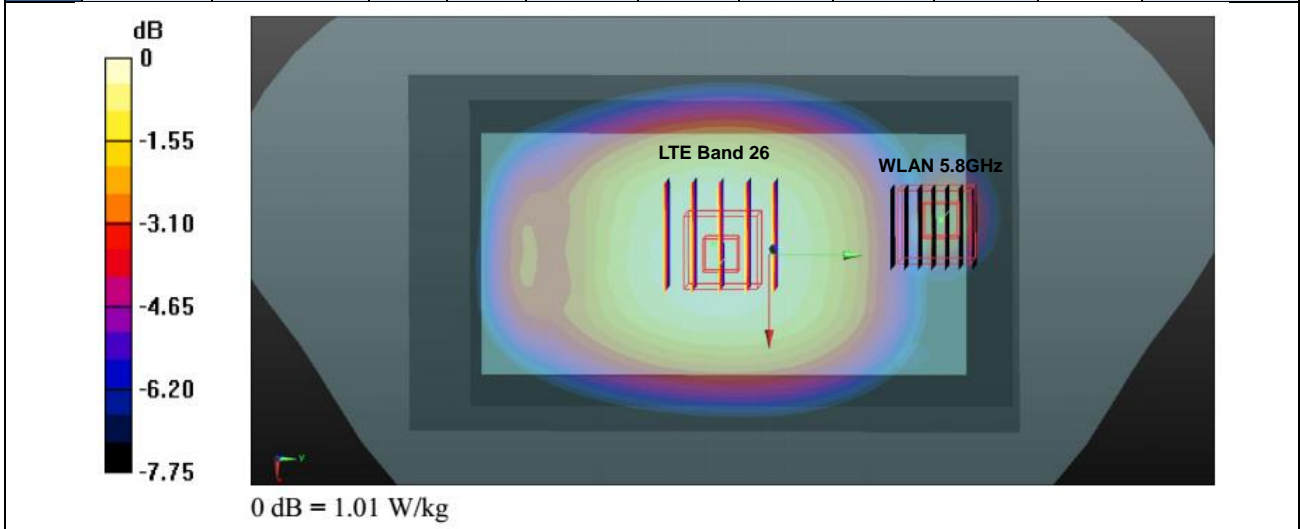
Case	Band	Position	SAR (W/kg)	Gap (mm)	SAR peak location (cm)			3D distance (mm)	Summed SAR (W/kg)	SPLSR Results	Simultaneous SAR
					X	Y	Z				
20	CDMA2000 BC0	Back	1.124	10	0.09	-0.05	-0.3	65.65	1.64	0.03	Not required
	WLAN 5.8GHz		0.516	10	-1.02	6.42	-0.25				



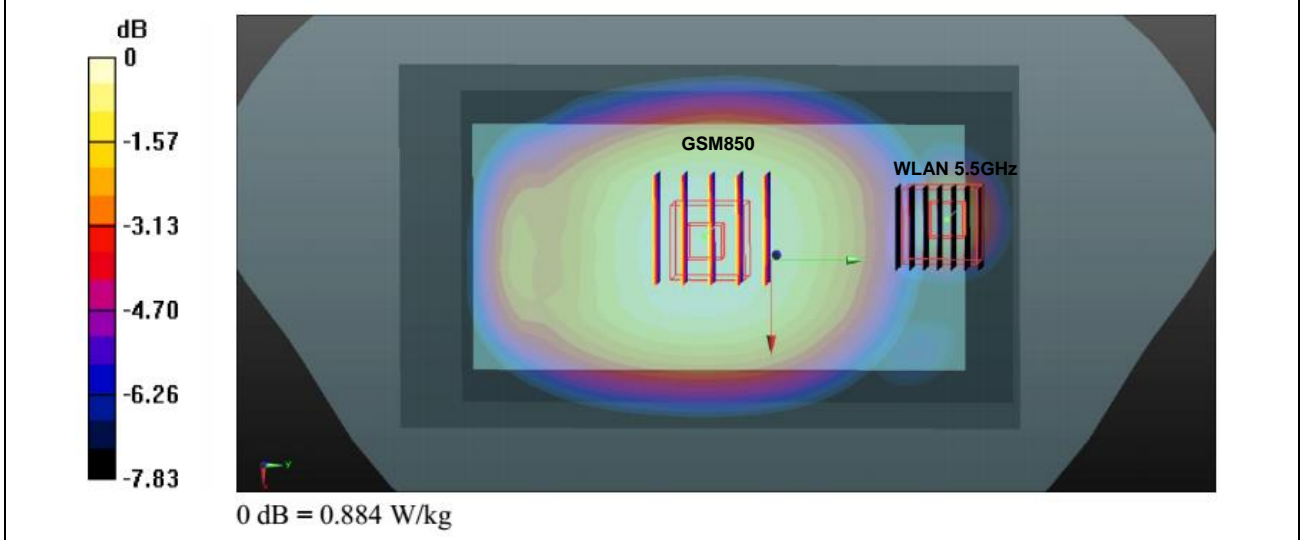
Case	Band	Position	SAR (W/kg)	Gap (mm)	SAR peak location (cm)			3D distance (mm)	Summed SAR (W/kg)	SPLSR Results	Simultaneous SAR
					X	Y	Z				
21	CDMA2000 BC10	Back	1.081	10	0.4	-0.84	-0.29	73.98	1.60	0.03	Not required
	WLAN 5.8GHz		0.516	10	-1.02	6.42	-0.25				



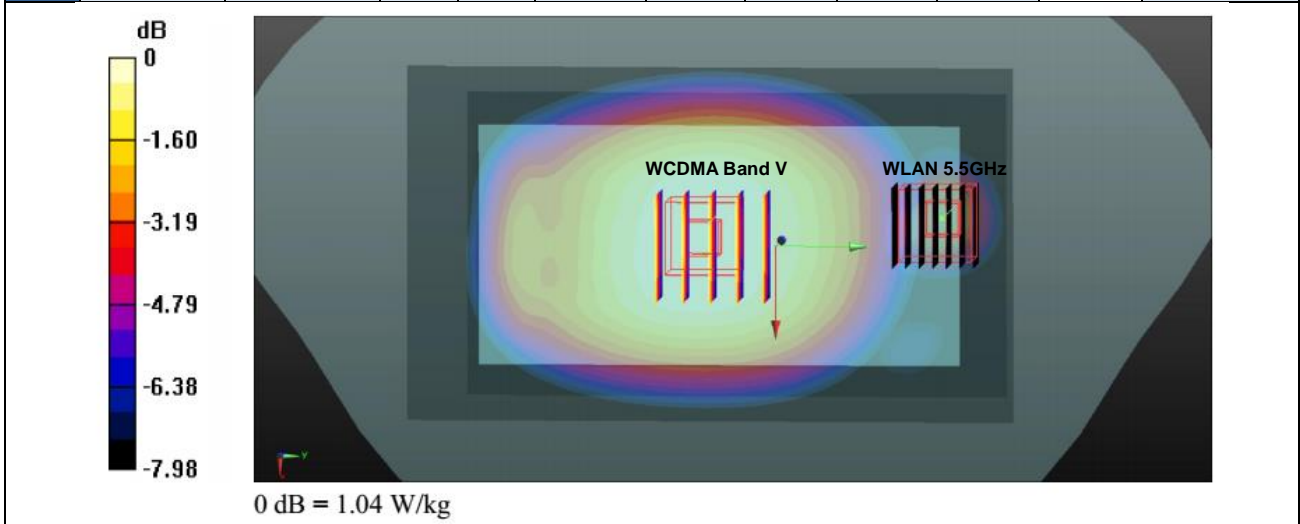
Case	Band	Position	SAR (W/kg)	Gap (mm)	SAR peak location (cm)			3D distance (mm)	Summed SAR (W/kg)	SPLSR Results	Simultaneous SAR
					X	Y	Z				
22	LTE Band 26	Back	1.081	10	0.24	-0.2	-0.3	67.39	1.60	0.03	Not required
	WLAN 5.8GHz		0.516	10	-1.02	6.42	-0.25				



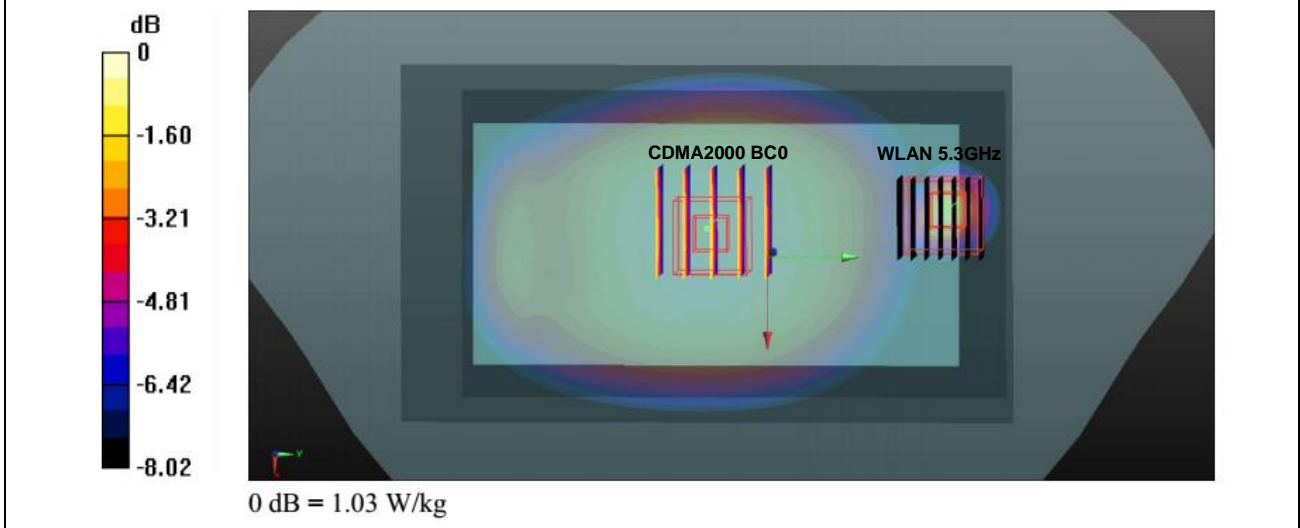
Case	Band	Position	SAR (W/kg)	Gap (mm)	SAR peak location (cm)			3D distance (mm)	Summed SAR (W/kg)	SPLSR Results	Simultaneous SAR
					X	Y	Z				
23	GSM850	Back	1.07	10	-0.4	-0.35	-0.3	68.19	1.62	0.03	Not required
	WLAN 5.5GHz		0.553	10	-0.74	6.46	-0.25				



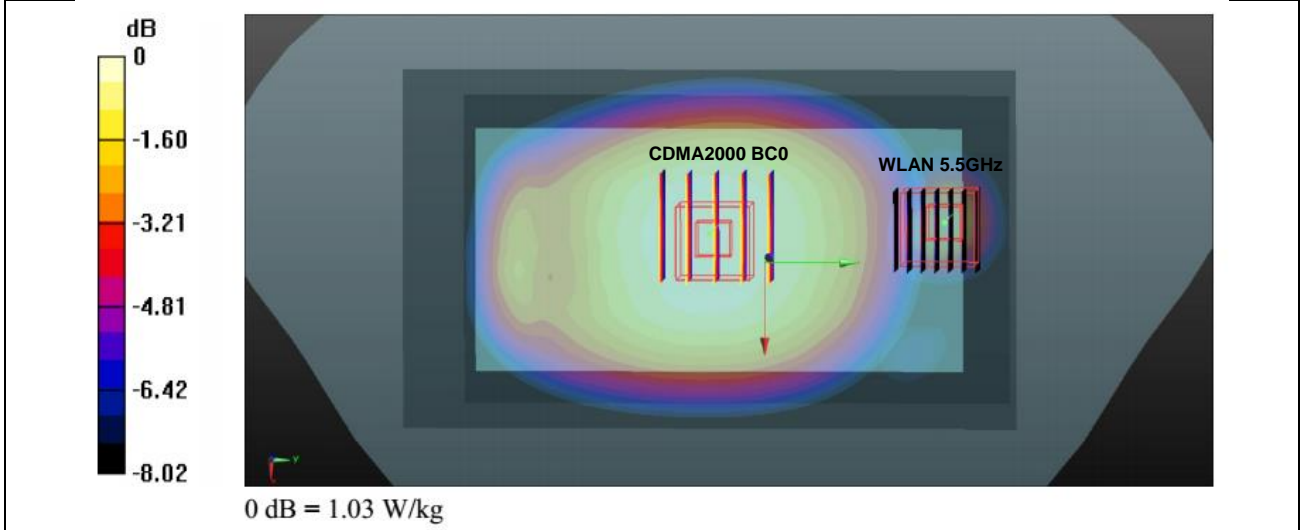
Case	Band	Position	SAR (W/kg)	Gap (mm)	SAR peak location (cm)			3D distance (mm)	Summed SAR (W/kg)	SPLSR Results	Simultaneous SAR
					X	Y	Z				
24	WCDMA Band V	Back	1.172	10	-0.44	-0.51	-0.3	69.77	1.73	0.03	Not required
	WLAN 5.5GHz		0.553	10	-0.74	6.46	-0.25				



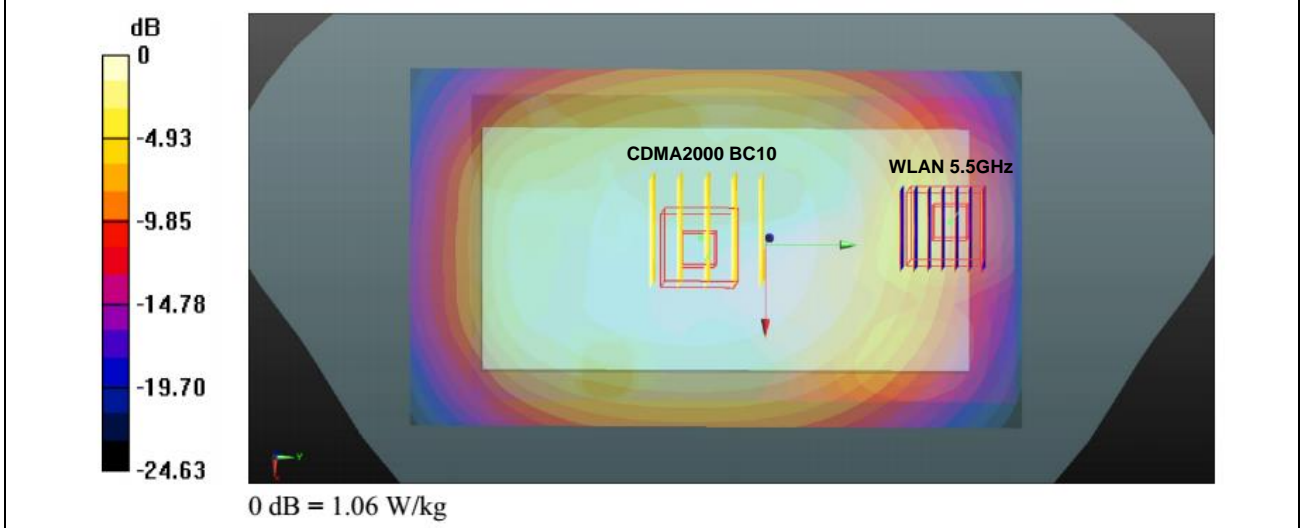
Case	Band	Position	SAR (W/kg)	Gap (mm)	SAR peak location (cm)			3D distance (mm)	Summed SAR (W/kg)	SPLSR Results	Simultaneous SAR
					X	Y	Z				
25	CDMA2000 BC0	Back	1.192	10	-0.55	-0.2	-0.31	69.56	1.60	0.03	Not required
	WLAN 5.3GHz		0.412	10	-1.02	6.74	-0.24				



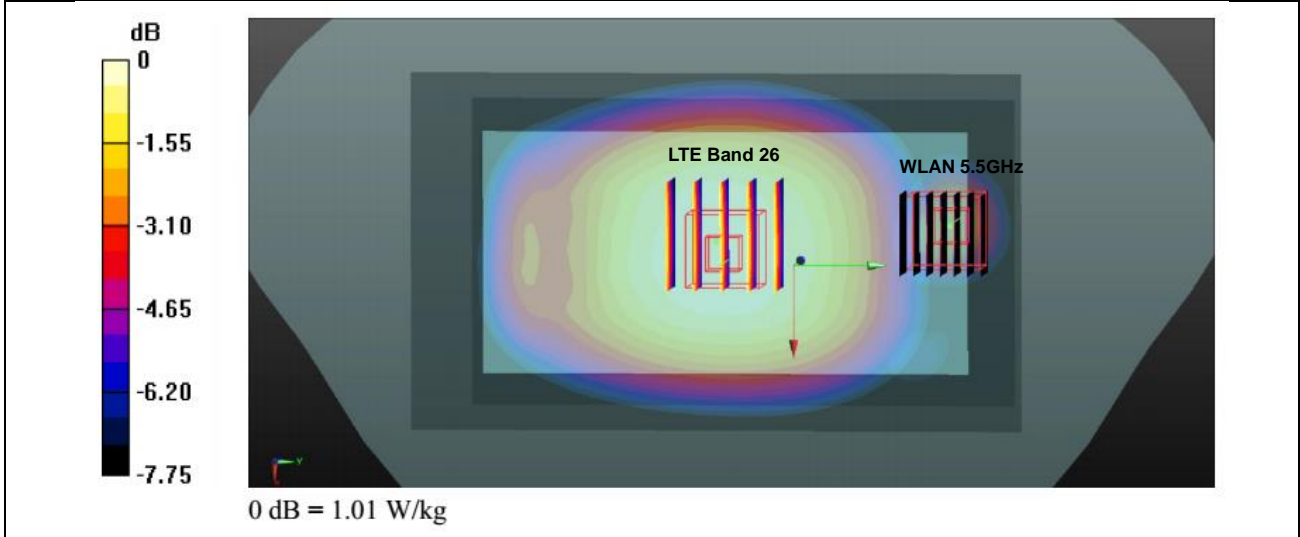
Case	Band	Position	SAR (W/kg)	Gap (mm)	SAR peak location (cm)			3D distance (mm)	Summed SAR (W/kg)	SPLSR Results	Simultaneous SAR
					X	Y	Z				
26	CDMA2000 BC0	Back	1.192	10	-0.55	-0.2	-0.31	66.63	1.75	0.03	Not required
	WLAN 5.5GHz		0.553	10	-0.74	6.46	-0.25				



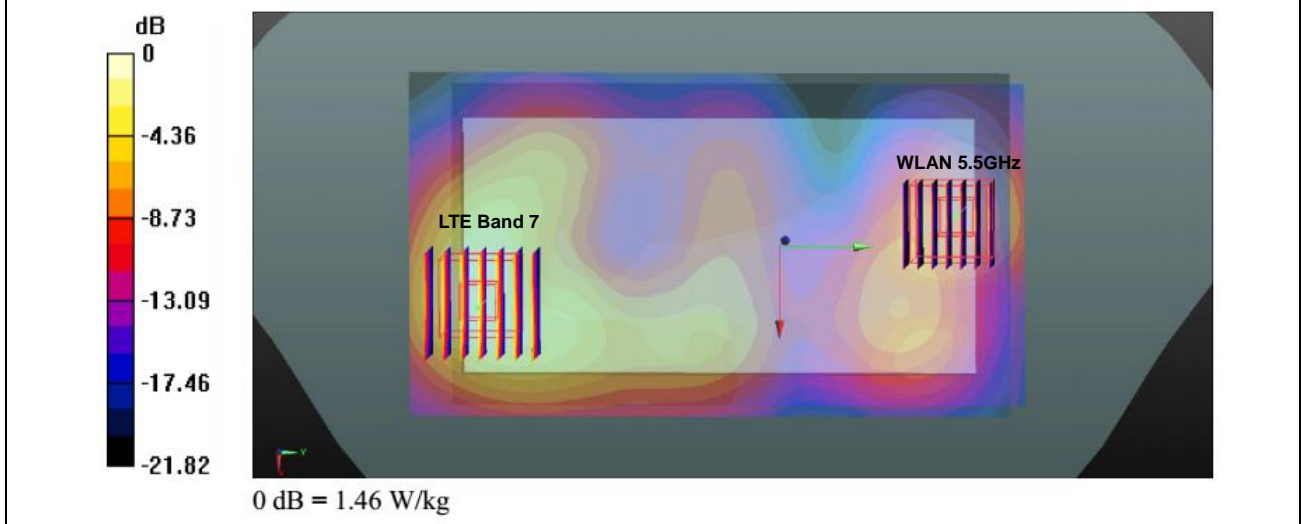
Case 27	Band	Position	SAR (W/kg)	Gap (mm)	SAR peak location (cm)			3D distance (mm)	Summed SAR (W/kg)	SPLSR Results	Simultaneous SAR
					X	Y	Z				
	CDMA2000 BC10	Back	1.151	10	0.24	-0.81	-0.29	73.36	1.70	0.03	Not required
	WLAN 5.5GHz		0.553	10	-0.74	6.46	-0.25				



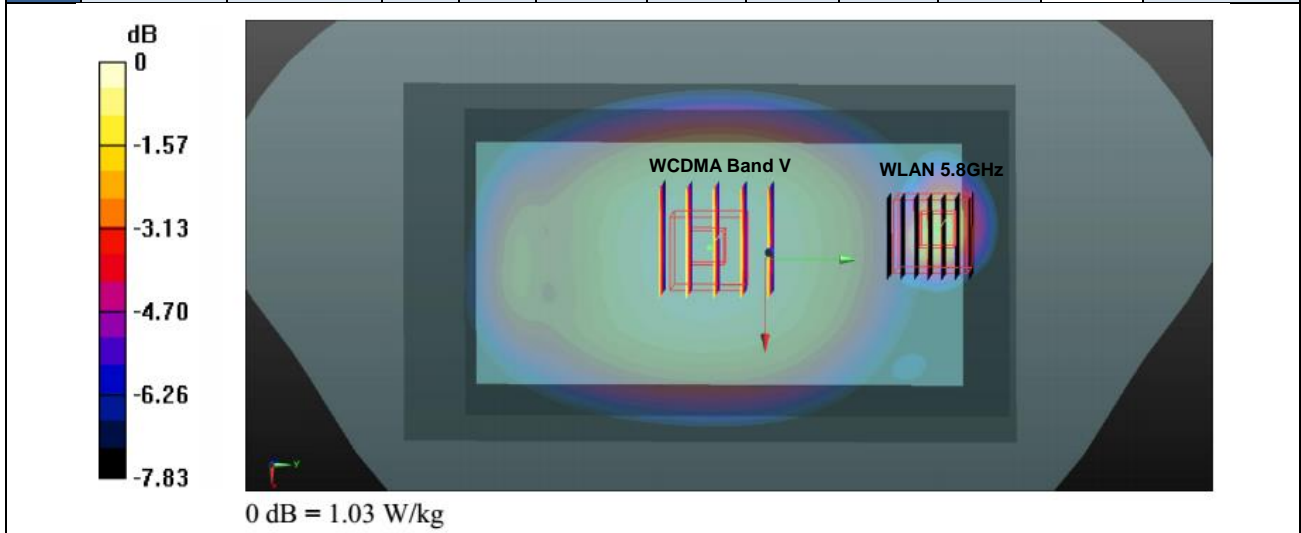
Case 28	Band	Position	SAR (W/kg)	Gap (mm)	SAR peak location (cm)			3D distance (mm)	Summed SAR (W/kg)	SPLSR Results	Simultaneous SAR
					X	Y	Z				
	LTE Band 26	Back	1.081	10	0.24	-0.2	-0.3	67.32	1.63	0.03	Not required
	WLAN 5.5GHz		0.553	10	-0.74	6.46	-0.25				



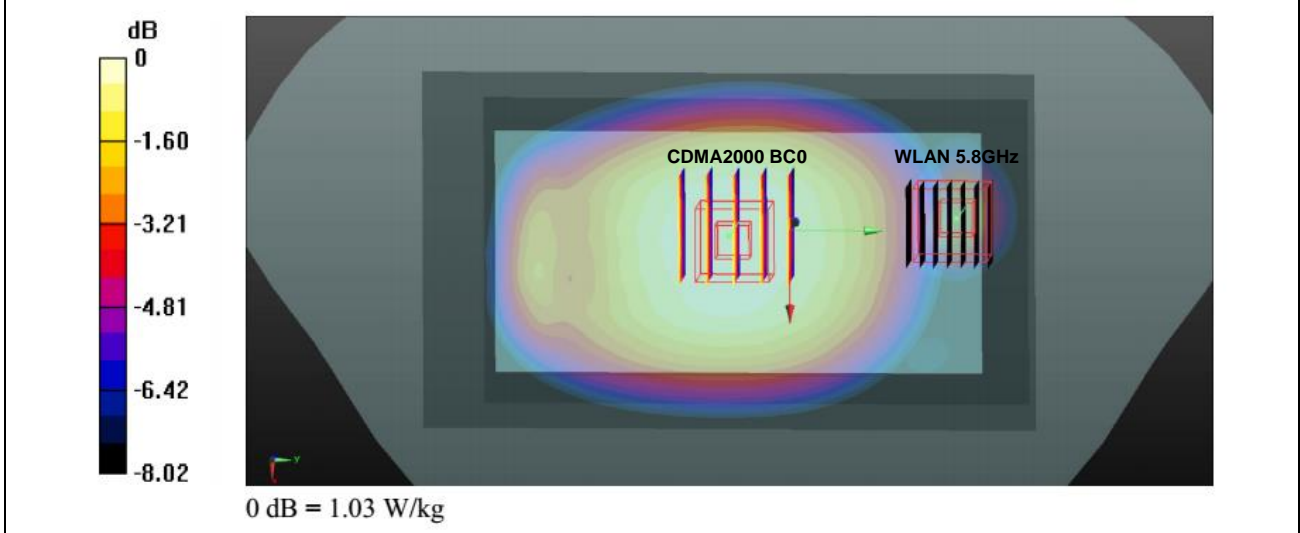
Case	Band	Position	SAR (W/kg)	Gap (mm)	SAR peak location (cm)			3D distance (mm)	Summed SAR (W/kg)	SPLSR Results	Simultaneous SAR
					X	Y	Z				
29	LTE Band 7	Back	1.073	10	1.6	-6.78	-0.19	134.45	1.63	0.02	Not required
	WLAN 5.5GHz		0.553	10	-0.74	6.46	-0.25				



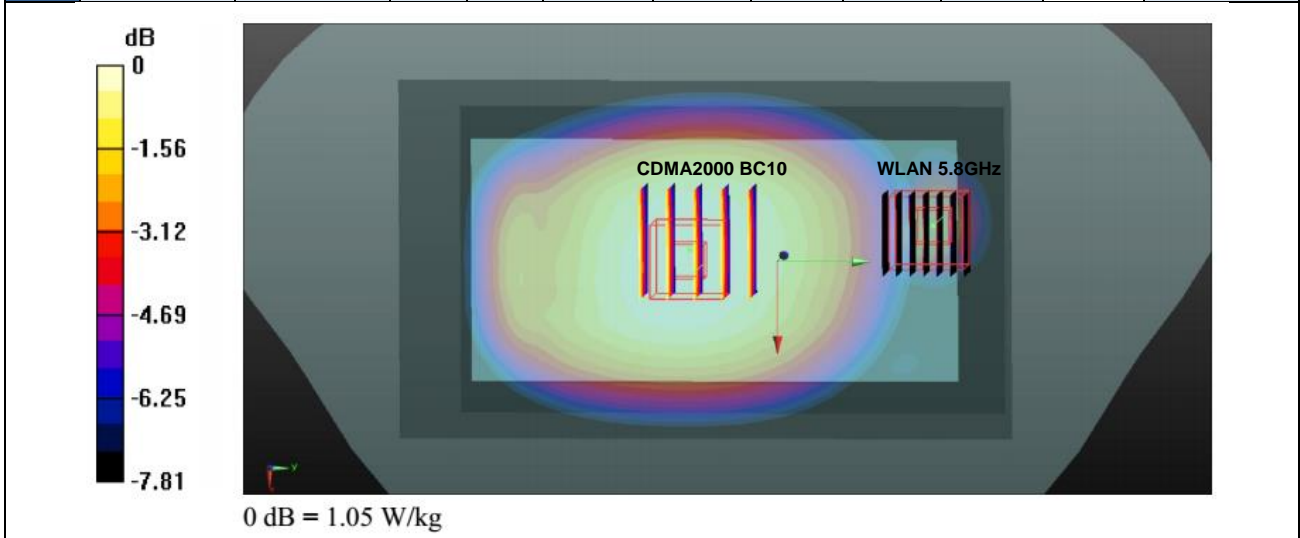
Case	Band	Position	SAR (W/kg)	Gap (mm)	SAR peak location (cm)			3D distance (mm)	Summed SAR (W/kg)	SPLSR Results	Simultaneous SAR
					X	Y	Z				
30	WCDMA Band V	Back	1.172	10	-0.55	-0.36	-0.3	67.96	1.69	0.03	Not required
	WLAN 5.8GHz		0.516	10	-1.02	6.42	-0.25				



Case	Band	Position	SAR (W/kg)	Gap (mm)	SAR peak location (cm)			3D distance (mm)	Summed SAR (W/kg)	SPLSR Results	Simultaneous SAR
					X	Y	Z				
31	CDMA2000 BC0	Back	1.192	10	-0.55	-0.2	-0.31	66.37	1.71	0.03	Not required
	WLAN 5.8GHz		0.516	10	-1.02	6.42	-0.25				



Case	Band	Position	SAR (W/kg)	Gap (mm)	SAR peak location (cm)			3D distance (mm)	Summed SAR (W/kg)	SPLSR Results	Simultaneous SAR
					X	Y	Z				
32	CDMA2000 BC10	Back	1.151	10	0.24	-0.81	-0.29	73.39	1.67	0.03	Not required
	WLAN 5.8GHz		0.516	10	-1.02	6.42	-0.25				



Test Engineer : Nick Hu



## ***Appendix A. Reference Report***

Please refer to Sporton report number FA721503 which is issued separately.