

Appendix D. Setup Photographs

<Conducted Emission>


Mode 2




<Radiated Emission>

X Plane for 802.11b

LF




HF




Y Plane for 802.11g

LF




HF



Z Plane for 802.11n HT20

LF



HF

