

HAC_E_Dipole_835_170412

DUT: HAC-Dipole 835 MHz

Communication System: CW; Frequency: 835 MHz; Duty Cycle: 1:1
 Medium: Air Medium parameters used: $\sigma = 0$ S/m, $\epsilon_r = 1$; $\rho = 0$ kg/m³
 Ambient Temperature : 23.4 °C

DASY5 Configuration

- Probe: ER3DV6 - SN2358; ConvF(1, 1, 1); Calibrated: 2017/1/19;
- Sensor-Surface: (Fix Surface)
- Electronics: DAE4 Sn778; Calibrated: 2016/5/12
- Phantom: HAC Test Arch with AMCC; Type: SD HAC P01 BA;
- Measurement SW: DASY52, Version 52.8 (8); SEMCAD X Version 14.6.10 (7373)

E Scan - measurement distance from the probe sensor center to CD835 = 10mm & 15mm/Hearing Aid Compatibility Test at 15mm distance (41x361x1): Interpolated grid:

dx=0.5000 mm, dy=0.5000 mm

Device Reference Point: 0, 0, -6.3 mm

Reference Value = 117.0 V/m; Power Drift = 0.02 dB

PMR not calibrated. PMF = 1.000 is applied.

E-field emissions = 111.1 V/m

Average value of Total=(111.1+101.7) / 2 = 106.4 V/m

PMF scaled E-field

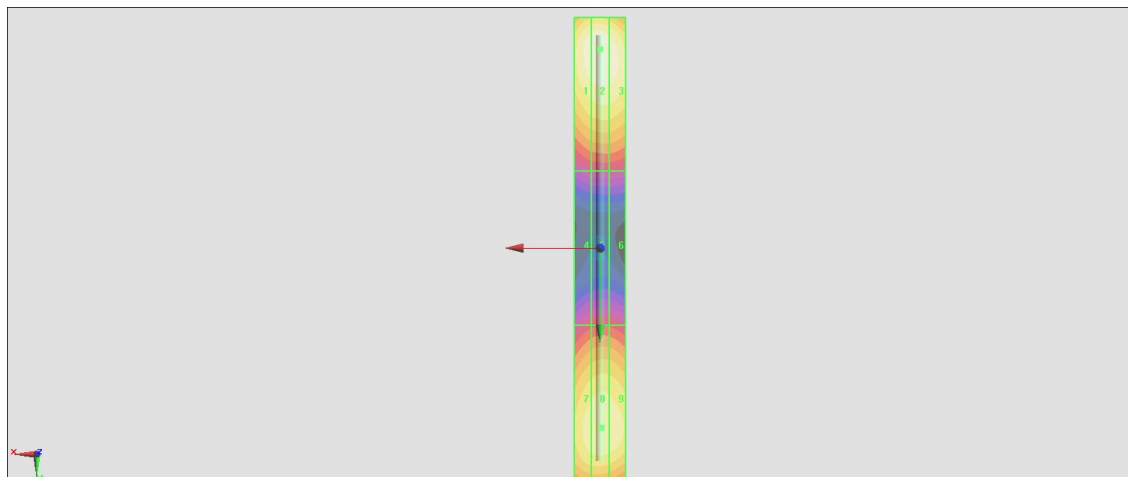
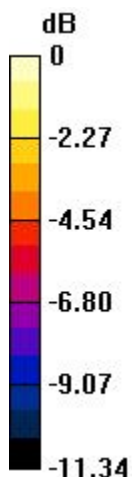
Grid 1 M4 108.8 V/m	Grid 2 M4 111.1 V/m	Grid 3 M4 108.6 V/m
Grid 4 M4 58.86 V/m	Grid 5 M4 60.65 V/m	Grid 6 M4 59.93 V/m
Grid 7 M4 99.16 V/m	Grid 8 M4 101.7 V/m	Grid 9 M4 100.1 V/m

Cursor:

Total = 111.1 V/m

E Category: M4

Location: 0, -77.5, 9.7 mm



0 dB = 111.1 V/m = 40.91 dBV/m

HAC_E_Dipole_1880_170412

DUT: HAC-Dipole 1880 MHz

Communication System: CW; Frequency: 1880 MHz; Duty Cycle: 1:1
 Medium: Air Medium parameters used: $\sigma = 0$ S/m, $\epsilon_r = 1$; $\rho = 0$ kg/m³
 Ambient Temperature : 23.4 °C

DASY5 Configuration

- Probe: ER3DV6 - SN2358; ConvF(1, 1, 1); Calibrated: 2017/1/19;
- Sensor-Surface: (Fix Surface)
- Electronics: DAE4 Sn778; Calibrated: 2016/5/12
- Phantom: HAC Test Arch with AMCC; Type: SD HAC P01 BA;
- Measurement SW: DASY52, Version 52.8 (8); SEMCAD X Version 14.6.10 (7373)

E Scan - measurement distance from the probe sensor center to CD1880 = 10mm & 15mm/Hearing Aid Compatibility Test at 15mm distance (41x181x1): Interpolated grid:
 dx=0.5000 mm, dy=0.5000 mm

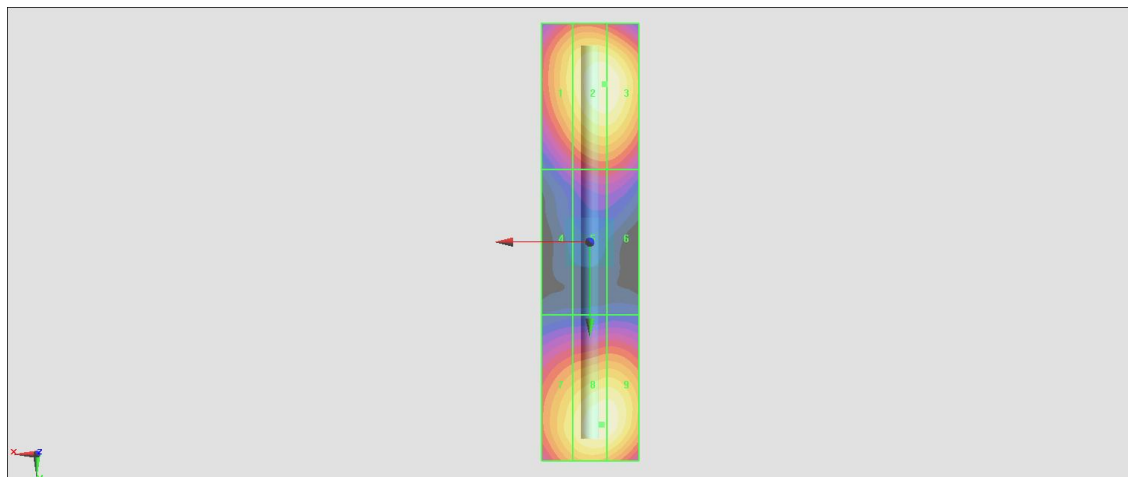
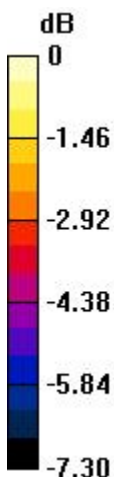
Device Reference Point: 0, 0, -6.3 mm
 Reference Value = 153.6 V/m; Power Drift = 0.00 dB
 PMR not calibrated. PMF = 1.000 is applied.
 E-field emissions = 92.46 V/m
 Average value of Total=(92.46+88.05) / 2 = 90.255 V/m

PMF scaled E-field

Grid 1 M3 91.73 V/m	Grid 2 M3 92.46 V/m	Grid 3 M3 89.84 V/m
Grid 4 M3 72.61 V/m	Grid 5 M3 72.77 V/m	Grid 6 M3 70.70 V/m
Grid 7 M3 86.56 V/m	Grid 8 M3 88.05 V/m	Grid 9 M3 87.04 V/m

Cursor:

Total = 92.46 V/m
 E Category: M3
 Location: 1, -31, 9.7 mm



0 dB = 92.46 V/m = 39.32 dBV/m

HAC_E_Dipole_2600_170412

DUT: HAC-Dipole 2600 MHz

Communication System: CW ; Frequency: 2600 MHz;Duty Cycle: 1:1

Medium: Air Medium parameters used: $\sigma = 0$ S/m, $\epsilon_r = 1$; $\rho = 0$ kg/m³

Ambient Temperature : 23.4 °C

DASY5 Configuration

- Probe: ER3DV6 - SN2358; ConvF(1, 1, 1); Calibrated: 2017/1/19;
- Sensor-Surface: (Fix Surface)
- Electronics: DAE4 Sn778; Calibrated: 2016/5/12
- Phantom: HAC Test Arch with AMCC; Type: SD HAC P01 BA;
- Measurement SW: DASY52, Version 52.8 (8); SEMCAD X Version 14.6.10 (7373)

E Scan - measurement distance from the probe sensor center to CD2600 = 10mm & 15mm/Hearing Aid Compatibility Test at 15mm distance (41x181x1): Interpolated grid:

dx=0.5000 mm, dy=0.5000 mm

Device Reference Point: 0, 0, -6.3 mm

Reference Value = 76.94 V/m; Power Drift = -0.00 dB

PMR not calibrated. PMF = 1.000 is applied.

E-field emissions = 94.28 V/m

Average value of Total=(86.78+94.28) / 2 = 90.53 V/m

PMF scaled E-field

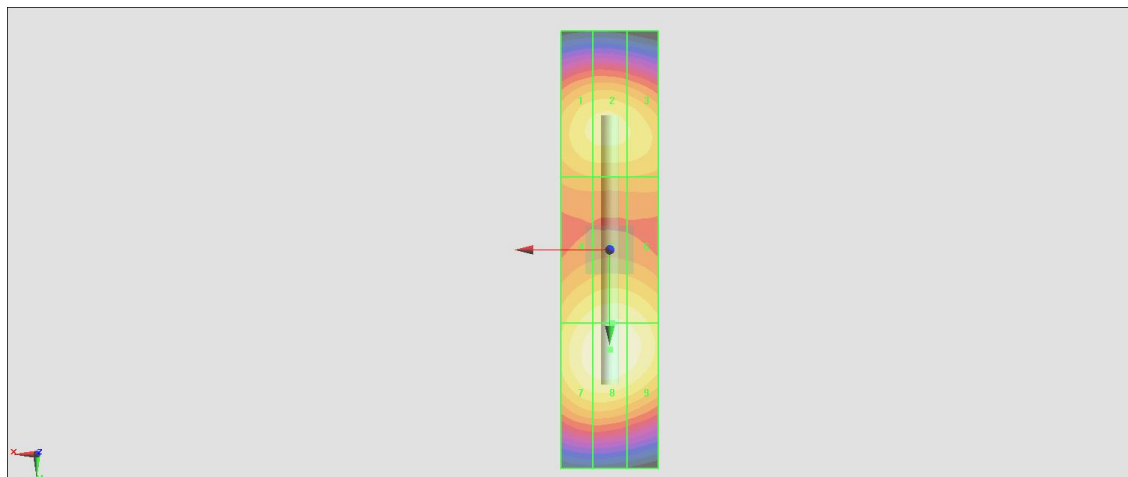
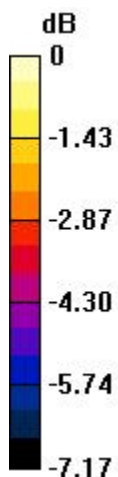
Grid 1 M3 85.81 V/m	Grid 2 M3 86.78 V/m	Grid 3 M3 85.08 V/m
Grid 4 M3 88.03 V/m	Grid 5 M3 90.23 V/m	Grid 6 M3 89.29 V/m
Grid 7 M3 92.26 V/m	Grid 8 M3 94.28 V/m	Grid 9 M3 92.72 V/m

Cursor:

Total = 94.28 V/m

E Category: M3

Location: 0, 20.5, 9.7 mm



0 dB = 94.28 V/m = 39.49 dBV/m