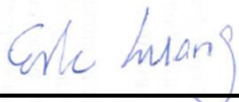


# FCC SAR Test Report

APPLICANT : Motorola Mobility, LLC  
EQUIPMENT : Mobile Cellular Phone  
BRAND NAME : Motorola  
MODEL NAME : 10721, 12822  
FCC ID : IHDT56WB3  
STANDARD : FCC 47 CFR Part 2 (2.1093)  
ANSI/IEEE C95.1-1992  
IEEE 1528-2013

We, SPORTON INTERNATIONAL INC., would like to declare that the tested sample has been evaluated in accordance with the procedures and had been in compliance with the applicable technical standards.

The test results in this report apply exclusively to the tested model / sample. Without written approval of SPORTON INTERNATIONAL INC., the test report shall not be reproduced except in full.



Reviewed by: Eric Huang / Manager



Approved by: Jones Tsai / Manager



## SPORTON INTERNATIONAL INC.

No.52, Hwa Ya 1st Rd., Hwa Ya Technology Park, Kwei-Shan District, Taoyuan City, Taiwan (R.O.C.)



Table of Contents

1. Statement of Compliance ..... 4
2. Administration Data ..... 5
3. Guidance Applied..... 5
4. Equipment Under Test (EUT) Information..... 6
4.1 General Information ..... 6
4.2 General LTE SAR Test and Reporting Considerations ..... 7
5. RF Exposure Limits.....10
5.1 Uncontrolled Environment.....10
5.2 Controlled Environment.....10
6. Specific Absorption Rate (SAR).....11
6.1 Introduction ..... 11
6.2 SAR Definition..... 11
7. System Description and Setup .....12
7.1 E-Field Probe .....13
7.2 Data Acquisition Electronics (DAE) .....13
7.3 Phantom.....14
7.4 Device Holder.....15
8. Measurement Procedures .....16
8.1 Spatial Peak SAR Evaluation .....16
8.2 Power Reference Measurement.....17
8.3 Area Scan .....17
8.4 Zoom Scan.....18
8.5 Volume Scan Procedures.....18
8.6 Power Drift Monitoring.....18
9. Test Equipment List .....19
10. System Verification .....20
10.1 Tissue Simulating Liquids.....20
10.2 Tissue Verification .....21
10.3 System Performance Check Results.....29
11. RF Exposure Positions .....31
11.1 Ear and handset reference point .....31
11.2 Definition of the cheek position.....32
11.3 Definition of the tilt position.....33
11.4 Body Worn Accessory .....33
11.5 Product Specific .....34
11.6 Wireless Router.....34
12. Conducted RF Output Power (Unit: dBm).....35
13. Antenna Location .....127
14. SAR Test Results .....128
14.1 Head SAR .....131
14.2 Hotspot SAR .....135
14.3 Product Specific SAR.....142
14.4 Body Worn Accessory SAR.....143
14.5 Repeated SAR Measurement .....147
15. Simultaneous Transmission Analysis.....148
15.1 Head Exposure Conditions .....149
15.2 Hotspot Exposure Conditions.....151
15.3 Product Specific Conditions .....154
15.4 Body-Worn Accessory Exposure Conditions .....155
16. Spot Check Verification Data Section .....156
17. Supplemental tuner tests results.....157
17.1 Supplemental Head SAR results.....157
17.2 Supplemental Body SAR results .....158
18. Uncertainty Assessment .....159
19. References.....162
Appendix A. Plots of System Performance Check
Appendix B. Plots of High SAR Measurement
Appendix C. DASy Calibration Certificate



### Revision History

REPORT NO.	VERSION	DESCRIPTION	ISSUED DATE
FA733129-06	Rev. 01	Initial issue of report	May 26, 2017



### 1. Statement of Compliance

The maximum results of Specific Absorption Rate (SAR) found during testing for Motorola Mobility, LLC, Mobile Cellular Phone, 10721, 12822 are as follows.

Equipment Class	Frequency Band	Highest SAR Summary				Highest Simultaneous Transmission 1g SAR (W/kg)
		Head (Separation 0mm)	Body-worn (Separation 10mm)	Hotspot (Separation 10mm)	Product Specific (Separation 0mm)	
		1g SAR (W/kg)			10g SAR (W/kg)	
Licensed	GSM850	0.20	0.73	0.73		1.59
	GSM1900	0.20	0.58	0.60		
	WCDMA II	0.37	1.06	1.18	3.77	
	WCDMA IV	0.27	1.12	1.12		
	WCDMA V	0.36	1.02	1.02		
	CDMA BC0	0.45	1.03	1.01		
	CDMA BC1	0.41	1.12	1.11	3.77	
	CDMA BC10	0.44	0.93	0.89		
	LTE Band 2	0.37	0.91	1.05	3.16	
	LTE Band 4	0.37	0.92	0.92		
	LTE Band 5	0.43	1.01	1.01		
	LTE Band 7	0.52	1.18	1.18		
	LTE Band 12	0.30	0.96	0.96		
	LTE Band 17	0.31	1.06	1.06		
	LTE Band 26	0.47	1.03	1.03		
LTE Band 38	0.25	0.97	0.98			
LTE Band 41	0.22	0.73	0.73			
DTS	2.4GHz WLAN	0.64	0.31	0.37		1.59
NII	5GHz WLAN	0.87	0.22	0.23	1.47	1.59
DSS	Bluetooth		0.04			1.58
Date of Testing:		2017/4/16 ~ 2017/5/18				

This device is in compliance with Specific Absorption Rate (SAR) for general population/uncontrolled exposure limits (1.6 W/kg for Partial-Body, 4.0 W/kg for Product Specific) specified in FCC 47 CFR part 2 (2.1093) and ANSI/IEEE C95.1-1992, and had been tested in accordance with the measurement methods and procedures specified in IEEE 1528-2013 and FCC KDB publications



### 2. Administration Data

Testing Laboratory	
Test Site	SPORTON INTERNATIONAL INC.
Test Site Location	No.52, Hwa Ya 1st Rd., Hwa Ya Technology Park, Kwei-Shan District, Taoyuan City, Taiwan (R.O.C.) TEL: +886-3-327-3456 FAX: +886-3-328-4978

Applicant	
Company Name	Motorola Mobility, LLC
Address	222 W Merchandise Mart Plaza, Suite 1800, Chicago, IL 60654, United States

Manufacturer	
Company Name	Motorola Mobility, LLC
Address	222 W Merchandise Mart Plaza, Suite 1800, Chicago, IL 60654, United States

### 3. Guidance Applied

The Specific Absorption Rate (SAR) testing specification, method, and procedure for this device is in accordance with the following standards:

- FCC 47 CFR Part 2 (2.1093)
- ANSI/IEEE C95.1-1992
- IEEE 1528-2013
- FCC KDB 865664 D01 SAR Measurement 100 MHz to 6 GHz v01r04
- FCC KDB 865664 D02 SAR Reporting v01r02
- FCC KDB 447498 D01 General RF Exposure Guidance v06
- FCC KDB 648474 D04 SAR Evaluation Considerations for Wireless Handsets v01r03
- FCC KDB 248227 D01 802.11 Wi-Fi SAR v02r02
- FCC KDB 941225 D01 3G SAR Procedures v03r01
- FCC KDB 941225 D05 SAR for LTE Devices v02r05
- FCC KDB 941225 D05A Rel.10 LTE SAR Test Guidance v01r02
- FCC KDB 941225 D06 Hotspot Mode SAR v02r01



## 4. Equipment Under Test (EUT) Information

### 4.1 General Information

Product Feature & Specification	
Equipment Name	Mobile Cellular Phone
Brand Name	Motorola
Model Name	10721, 12822
FCC ID	IHDT56WB3
IMEI Code	353311080000171
Wireless Technology and Frequency Range	GSM850: 824.2 MHz ~ 848.8 MHz GSM1900: 1850.2 MHz ~ 1909.8 MHz WCDMA Band II: 1852.4 MHz ~ 1907.6 MHz WCDMA Band IV: 1712.4 MHz ~ 1752.6 MHz WCDMA Band V: 826.4 MHz ~ 846.6 MHz CDMA2000 BC0: 824.7 MHz ~ 848.31 MHz CDMA 2000 BC1: 1851.25 MHz ~ 1908.75 MHz CDMA 2000 BC10: 817.9 MHz ~ 823.1 MHz LTE Band 2: 1850.7 MHz ~ 1909.3 MHz LTE Band 4: 1710.7 MHz ~ 1754.3 MHz LTE Band 5: 824.7 MHz ~ 848.3 MHz LTE Band 7: 2502.5 MHz ~ 2567.5 MHz LTE Band 12: 699.7 MHz ~ 715.3 MHz LTE Band 17: 706.5 MHz ~ 713.5 MHz LTE Band 26: 814.7 MHz ~ 848.3 MHz LTE Band 38: 2572.5 MHz ~ 2617.5 MHz LTE Band 41: 2547.5 MHz ~ 2652.5 MHz WLAN 2.4GHz Band: 2412 MHz ~ 2462 MHz WLAN 5.2GHz Band: 5180 MHz ~ 5240 MHz WLAN 5.3GHz Band: 5260 MHz ~ 5320 MHz WLAN 5.5GHz Band: 5500 MHz ~ 5720 MHz WLAN 5.8GHz Band: 5745 MHz ~ 5825 MHz Bluetooth: 2402 MHz ~ 2480 MHz NFC : 13.56 MHz
Mode	GSM/GPRS/EGPRS RMC/AMR 12.2Kbps HSDPA HSUPA DC-HSDPA CDMA2000 : 1xRTT/1xEv-Do(Rev.0)/1xEv-Do(Rev.A) LTE: QPSK, 16QAM, 64QAM WLAN 2.4GHz : 802.11b/g/n/ac HT20/VHT20 WLAN 5GHz : 802.11a/n/ac HT20/HT40/VHT20/VHT40/VHT80 Bluetooth BR/EDR/LE NFC:ASK
HW Version	DVT2
GSM / (E)GPRS Transfer mode	Class B – EUT cannot support Packet Switched and Circuit Switched Network simultaneously but can automatically switch between Packet and Circuit Switched Network.
EUT Stage	Identical Prototype
Remark:	<ol style="list-style-type: none"> <li>In the operational description, the IHDT56WB3 has the identical design as IHDT56WB4 in 2.4GHz WLAN / Bluetooth and 5GHz WLAN, and for those frequency bands the SAR test results are leveraged from the test report of IHDT54WB4. To justify the leverage additional verification on the worst configurations was performed and reported in the section 16 of this test report</li> <li>This device 2.4GHz / 5.2GHz / 5.8GHz WLAN supports Hotspot operation.</li> <li>While operating in "Product Specific" configuration by end user, the device will limit different maximum output powers on the WCDMA B2 and LTE B2 transmitter and detail descriptions of the power reduction mechanism are included in the operational description.</li> <li>While operating in "Front" and "Back" configuration by end user, the device will limit different maximum output powers on the WCDMA B2 / B4 / B5, CDMA BC0 / BC1 / BC10 and LTE B2 / B4 / B5 / B12 / B17 / B26 transmitter and detail descriptions of the power reduction mechanism are included in the operational description.</li> <li>While operating in body-adjacent exposure configuration during a mobile hotspot session, the device will reduced output powers on the WCDMA B2 / B4 / B5, CDMA BC0 / BC1 / BC10 and LTE B2 / B4 / B5 / B12 / B17 / B26 transmitter and detail descriptions of the power reduction mechanism are included in the operational description.</li> <li>The device utilizes independent power reduction mechanisms for SAR compliance for the WLAN transmitter for held-to-ear exposure conditions and detail descriptions of the power reduction mechanism are included in the operational description.</li> <li>This device implements antenna tuning techniques for several WWAN (cellular) operating modes for the purpose of improving antenna efficiency over a broad range of frequencies. Specifically, these techniques are employed in several frequency bands. In this report SAR was measured according to the normally required SAR configurations with the tuner active and worst tune state (auto tune) was used for SAR testing. The detail descriptions of the antenna tuner are included in the operational description and supplemental data for additional information on section17.</li> <li>LTE TDD B41 in this device is not a 3GPP compliant band. Regarding LTE TDD B41, the device capability is limited in a narrower frequency range (2545MHz~2655MHz) than is specified in 3GPP 34.121. The detailed implementation is illustrated in the operational description.</li> </ol>



**4.2 General LTE SAR Test and Reporting Considerations**

Summarized necessary items addressed in KDB 941225 D05 v02r05																																																																					
FCC ID	IHDT56WB3																																																																				
Equipment Name	Mobile Cellular Phone																																																																				
Operating Frequency Range of each LTE transmission band	LTE Band 2: 1850.7 MHz ~ 1909.3 MHz LTE Band 4: 1710.7 MHz ~ 1754.3 MHz LTE Band 5: 824.7 MHz ~ 848.3 MHz LTE Band 7: 2502.5 MHz ~ 2567.5 MHz LTE Band 12: 699.7 MHz ~ 715.3 MHz LTE Band 17: 706.5 MHz ~ 713.5 MHz LTE Band 26: 814.7 MHz ~ 848.3 MHz LTE Band 38: 2572.5 MHz ~ 2617.5 MHz LTE Band 41: 2547.5 MHz ~ 2652.5 MHz																																																																				
Channel Bandwidth	LTE Band 02: 1.4MHz, 3MHz, 5MHz, 10MHz, 15MHz, 20MHz LTE Band 04: 1.4MHz, 3MHz, 5MHz, 10MHz, 15MHz, 20MHz LTE Band 05: 1.4MHz, 3MHz, 5MHz, 10MHz LTE Band 07: 5MHz, 10MHz, 15MHz, 20MHz LTE Band 12: 1.4MHz, 3MHz, 5MHz, 10MHz LTE Band 17: 5MHz, 10MHz LTE Band 26: 1.4MHz, 3MHz, 5MHz, 10MHz, 15MHz LTE Band 38: 5MHz, 10MHz, 15MHz, 20MHz LTE Band 41: 5MHz, 10MHz, 15MHz, 20MHz																																																																				
uplink modulations used	QPSK, 16QAM, 64QAM																																																																				
LTE Voice / Data requirements	Voice and Data																																																																				
LTE MPR permanently built-in by design	<p align="center"><b>Table 6.2.3-1: Maximum Power Reduction (MPR) for Power Class 3</b></p> <table border="1"> <thead> <tr> <th rowspan="2">Modulation</th> <th colspan="6">Channel bandwidth / Transmission bandwidth (RB)</th> <th rowspan="2">MPR (dB)</th> </tr> <tr> <th>1.4 MHz</th> <th>3.0 MHz</th> <th>5 MHz</th> <th>10 MHz</th> <th>15 MHz</th> <th>20 MHz</th> </tr> </thead> <tbody> <tr> <td>QPSK</td> <td>&gt; 5</td> <td>&gt; 4</td> <td>&gt; 8</td> <td>&gt; 12</td> <td>&gt; 16</td> <td>&gt; 18</td> <td>≤ 1</td> </tr> <tr> <td>16 QAM</td> <td>≤ 5</td> <td>≤ 4</td> <td>≤ 8</td> <td>≤ 12</td> <td>≤ 16</td> <td>≤ 18</td> <td>≤ 1</td> </tr> <tr> <td>16 QAM</td> <td>&gt; 5</td> <td>&gt; 4</td> <td>&gt; 8</td> <td>&gt; 12</td> <td>&gt; 16</td> <td>&gt; 18</td> <td>≤ 2</td> </tr> </tbody> </table> <p align="center"><b>Table 6.2.3_3.3-1: Maximum Power Reduction (MPR) for Power Class 3</b></p> <table border="1"> <thead> <tr> <th rowspan="2">Modulation</th> <th colspan="6">Channel bandwidth / Transmission bandwidth configuration [RB]</th> <th rowspan="2">MPR (dB)</th> </tr> <tr> <th>1.4 MHz</th> <th>3.0 MHz</th> <th>5 MHz</th> <th>10 MHz</th> <th>15 MHz</th> <th>20 MHz</th> </tr> </thead> <tbody> <tr> <td>64 QAM</td> <td>≤ 5</td> <td>≤ 4</td> <td>≤ 8</td> <td>≤ 12</td> <td>≤ 16</td> <td>≤ 18</td> <td>≤ 2</td> </tr> <tr> <td>64 QAM</td> <td>&gt; 5</td> <td>&gt; 4</td> <td>&gt; 8</td> <td>&gt; 12</td> <td>&gt; 16</td> <td>&gt; 18</td> <td>≤ 3</td> </tr> </tbody> </table>	Modulation	Channel bandwidth / Transmission bandwidth (RB)						MPR (dB)	1.4 MHz	3.0 MHz	5 MHz	10 MHz	15 MHz	20 MHz	QPSK	> 5	> 4	> 8	> 12	> 16	> 18	≤ 1	16 QAM	≤ 5	≤ 4	≤ 8	≤ 12	≤ 16	≤ 18	≤ 1	16 QAM	> 5	> 4	> 8	> 12	> 16	> 18	≤ 2	Modulation	Channel bandwidth / Transmission bandwidth configuration [RB]						MPR (dB)	1.4 MHz	3.0 MHz	5 MHz	10 MHz	15 MHz	20 MHz	64 QAM	≤ 5	≤ 4	≤ 8	≤ 12	≤ 16	≤ 18	≤ 2	64 QAM	> 5	> 4	> 8	> 12	> 16	> 18	≤ 3
Modulation	Channel bandwidth / Transmission bandwidth (RB)						MPR (dB)																																																														
	1.4 MHz	3.0 MHz	5 MHz	10 MHz	15 MHz	20 MHz																																																															
QPSK	> 5	> 4	> 8	> 12	> 16	> 18	≤ 1																																																														
16 QAM	≤ 5	≤ 4	≤ 8	≤ 12	≤ 16	≤ 18	≤ 1																																																														
16 QAM	> 5	> 4	> 8	> 12	> 16	> 18	≤ 2																																																														
Modulation	Channel bandwidth / Transmission bandwidth configuration [RB]						MPR (dB)																																																														
	1.4 MHz	3.0 MHz	5 MHz	10 MHz	15 MHz	20 MHz																																																															
64 QAM	≤ 5	≤ 4	≤ 8	≤ 12	≤ 16	≤ 18	≤ 2																																																														
64 QAM	> 5	> 4	> 8	> 12	> 16	> 18	≤ 3																																																														
LTE A-MPR	In the base station simulator configuration, Network Setting value is set to NS_01 to disable A-MPR during SAR testing and the LTE SAR tests was transmitting on all TTI frames (Maximum TTI)																																																																				
Spectrum plots for RB configuration	A properly configured base station simulator was used for the SAR and power measurement; therefore, spectrum plots for each RB allocation and offset configuration are not included in the SAR report.																																																																				
Power reduction applied to satisfy SAR compliance	Yes, when operating in hotspot mode that LTE B2 / B4 / B5 / B12 / B17 / B26 power reduction applied to satisfy SAR compliance.																																																																				
LTE Carrier Aggregation Combinations	Inter-Band and Intra-Band possible combinations as below page and the detail power verification please referred to section12																																																																				
LTE Carrier Aggregation Additional Information	This device supports maximum of 2 carriers in the downlink and 2 carriers in the uplink. Additional following LTE Release features are not supported: Relay, HetNet, Enhanced MIMO, eICI, WiFi Offloading, MDH, eMBMA, Cross-Carrier Scheduling, Enhanced SC-FDMA.																																																																				



Transmission (H, M, L) channel numbers and frequencies in each LTE band												
LTE Band 2												
	Bandwidth 1.4 MHz		Bandwidth 3 MHz		Bandwidth 5 MHz		Bandwidth 10 MHz		Bandwidth 15 MHz		Bandwidth 20 MHz	
	Ch. #	Freq. (MHz)	Ch. #	Freq. (MHz)	Ch. #	Freq. (MHz)	Ch. #	Freq. (MHz)	Ch. #	Freq. (MHz)	Ch. #	Freq. (MHz)
L	18607	1850.7	18615	1851.5	18625	1852.5	18650	1855	18675	1857.5	18700	1860
M	18900	1880	18900	1880	18900	1880	18900	1880	18900	1880	18900	1880
H	19193	1909.3	19185	1908.5	19175	1907.5	19150	1905	19125	1902.5	19100	1900
LTE Band 4												
	Bandwidth 1.4 MHz		Bandwidth 3 MHz		Bandwidth 5 MHz		Bandwidth 10 MHz		Bandwidth 15 MHz		Bandwidth 20 MHz	
	Ch. #	Freq. (MHz)	Ch. #	Freq. (MHz)	Ch. #	Freq. (MHz)	Ch. #	Freq. (MHz)	Ch. #	Freq. (MHz)	Ch. #	Freq. (MHz)
L	19957	1710.7	19965	1711.5	19975	1712.5	20000	1715	20025	1717.5	20050	1720
M	20175	1732.5	20175	1732.5	20175	1732.5	20175	1732.5	20175	1732.5	20175	1732.5
H	20393	1754.3	20385	1753.5	20375	1752.5	20350	1750	20325	1747.5	20300	1745
LTE Band 5												
	Bandwidth 1.4 MHz		Bandwidth 3 MHz		Bandwidth 5 MHz		Bandwidth 10 MHz					
	Ch. #	Freq. (MHz)	Ch. #	Freq. (MHz)	Ch. #	Freq. (MHz)	Ch. #	Freq. (MHz)	Ch. #	Freq. (MHz)	Ch. #	Freq. (MHz)
L	20407	824.7	20415	825.5	20425	826.5	20450	829				
M	20525	836.5	20525	836.5	20525	836.5	20525	836.5				
H	20643	848.3	20635	847.5	20625	846.5	20600	844				
LTE Band 7												
	Bandwidth 5 MHz		Bandwidth 10 MHz		Bandwidth 15 MHz		Bandwidth 20 MHz					
	Ch. #	Freq. (MHz)	Ch. #	Freq. (MHz)	Ch. #	Freq. (MHz)	Ch. #	Freq. (MHz)	Ch. #	Freq. (MHz)	Ch. #	Freq. (MHz)
L	20775	2502.5	20800	2505	20825	2507.5	20850	2510				
M	21100	2535	21100	2535	21100	2535	21100	2535				
H	21425	2567.5	21400	2565	21375	2562.5	21350	2560				
LTE Band 12												
	Bandwidth 1.4 MHz		Bandwidth 3 MHz		Bandwidth 5 MHz		Bandwidth 10 MHz					
	Ch. #	Freq. (MHz)	Ch. #	Freq. (MHz)	Ch. #	Freq. (MHz)	Ch. #	Freq. (MHz)	Ch. #	Freq. (MHz)	Ch. #	Freq. (MHz)
L	23017	699.7	23025	700.5	23035	701.5	23060	704				
M	23095	707.5	23095	707.5	23095	707.5	23095	707.5				
H	23173	715.3	23165	714.5	23155	713.5	23130	711				
LTE Band 17												
	Bandwidth 5 MHz				Bandwidth 10 MHz							
	Channel #		Freq. (MHz)		Channel #		Freq. (MHz)					
L	23755		706.5		23780		709					
M	23790		710		23790		710					
H	23825		713.5		23800		711					
LTE Band 26												
	Bandwidth 1.4 MHz		Bandwidth 3 MHz		Bandwidth 5 MHz		Bandwidth 10 MHz		Bandwidth 15 MHz			
	Ch. #	Freq. (MHz)	Ch. #	Freq. (MHz)	Ch. #	Freq. (MHz)	Ch. #	Freq. (MHz)	Ch. #	Freq. (MHz)	Ch. #	Freq. (MHz)
L	26697	814.7	26705	815.5	26715	816.5	26740	819	26765	821.5		
M	26865	831.5	26865	831.5	26865	831.5	26865	831.5	26865	831.5		
H	27033	848.3	27025	847.5	27015	846.5	26990	844	26965	841.5		



LTE Band 38								
	Bandwidth 5 MHz		Bandwidth 10 MHz		Bandwidth 15 MHz		Bandwidth 20 MHz	
	Ch. #	Freq. (MHz)	Ch. #	Freq. (MHz)	Ch. #	Freq. (MHz)	Ch. #	Freq. (MHz)
L	37775	2572.5	37800	2575	37825	2577.5	37850	2580
M	38000	2595	38000	2595	38000	2595	38000	2595
H	38225	2617.5	38200	2615	38175	2612.5	38150	2610
LTE Band 41								
	Bandwidth 5 MHz		Bandwidth 10 MHz		Bandwidth 15 MHz		Bandwidth 20 MHz	
	Ch. #	Freq. (MHz)	Ch. #	Freq. (MHz)	Ch. #	Freq. (MHz)	Ch. #	Freq. (MHz)
L	40165	2547.5	40190	2550	40215	2552.5	40240	2555
L M	40485	2579.5	40490	2580	40495	2580.5	40500	2581
H M	40805	2611.5	40790	2610	40785	2609.5	40770	2608
H	41215	2652.5	41190	2650	41165	2647.5	41140	2645



### 5. RF Exposure Limits

#### 5.1 Uncontrolled Environment

Uncontrolled Environments are defined as locations where there is the exposure of individuals who have no knowledge or control of their exposure. The general population/uncontrolled exposure limits are applicable to situations in which the general public may be exposed or in which persons who are exposed as a consequence of their employment may not be made fully aware of the potential for exposure or cannot exercise control over their exposure. Members of the general public would come under this category when exposure is not employment-related; for example, in the case of a wireless transmitter that exposes persons in its vicinity.

#### 5.2 Controlled Environment

Controlled Environments are defined as locations where there is exposure that may be incurred by persons who are aware of the potential for exposure, (i.e. as a result of employment or occupation). In general, occupational/controlled exposure limits are applicable to situations in which persons are exposed as a consequence of their employment, who have been made fully aware of the potential for exposure and can exercise control over their exposure. The exposure category is also applicable when the exposure is of a transient nature due to incidental passage through a location where the exposure levels may be higher than the general population/uncontrolled limits, but the exposed person is fully aware of the potential for exposure and can exercise control over his or her exposure by leaving the area or by some other appropriate means.

**Limits for Occupational/Controlled Exposure (W/kg)**

Whole-Body	Partial-Body	Hands, Wrists, Feet and Ankles
0.4	8.0	20.0

**Limits for General Population/Uncontrolled Exposure (W/kg)**

Whole-Body	Partial-Body	Hands, Wrists, Feet and Ankles
0.08	1.6	4.0

1. Whole-Body SAR is averaged over the entire body, partial-body SAR is averaged over any 1gram of tissue defined as a tissue volume in the shape of a cube. SAR for hands, wrists, feet and ankles is averaged over any 10 grams of tissue defined as a tissue volume in the shape of a cube.

## **6. Specific Absorption Rate (SAR)**

### **6.1 Introduction**

SAR is related to the rate at which energy is absorbed per unit mass in an object exposed to a radio field. The SAR distribution in a biological body is complicated and is usually carried out by experimental techniques or numerical modeling. The standard recommends limits for two tiers of groups, occupational/controlled and general population/uncontrolled, based on a person's awareness and ability to exercise control over his or her exposure. In general, occupational/controlled exposure limits are higher than the limits for general population/uncontrolled.

### **6.2 SAR Definition**

The SAR definition is the time derivative (rate) of the incremental energy (dW) absorbed by (dissipated in) an incremental mass (dm) contained in a volume element (dv) of a given density ( $\rho$ ). The equation description is as below:

$$\text{SAR} = \frac{d}{dt} \left( \frac{dW}{dm} \right) = \frac{d}{dt} \left( \frac{dW}{\rho dv} \right)$$

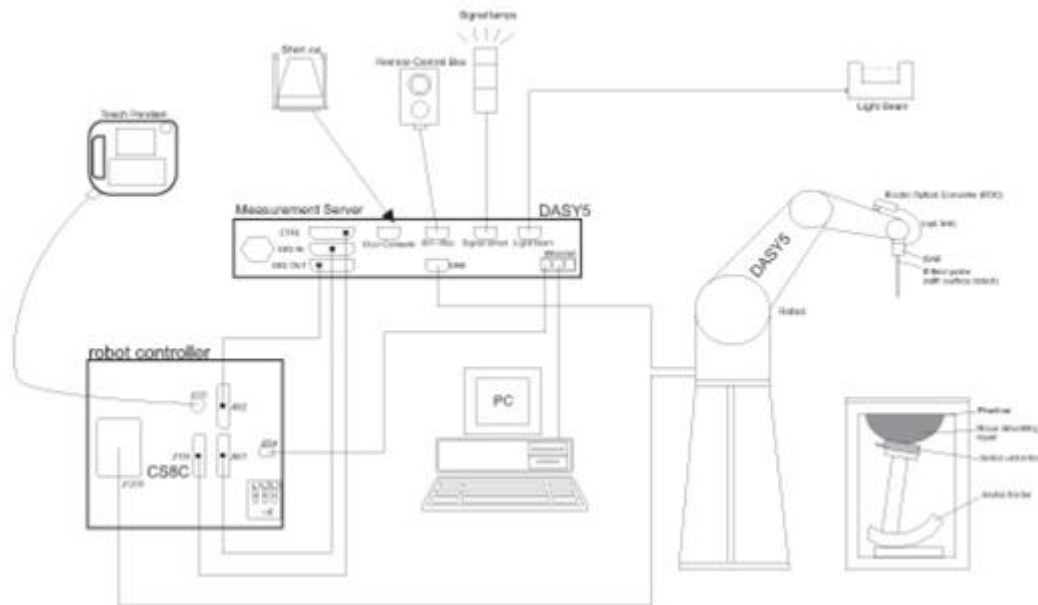
SAR is expressed in units of Watts per kilogram (W/kg)

$$\text{SAR} = \frac{\sigma |E|^2}{\rho}$$

Where:  $\sigma$  is the conductivity of the tissue,  $\rho$  is the mass density of the tissue and E is the RMS electrical field strength.

## 7. System Description and Setup

The DASY system used for performing compliance tests consists of the following items:




- A standard high precision 6-axis robot with controller, teach pendant and software. An arm extension for accommodating the data acquisition electronics (DAE).
- An isotropic Field probe optimized and calibrated for the targeted measurement.
- A data acquisition electronics (DAE) which performs the signal amplification, signal multiplexing, AD-conversion, offset measurements, mechanical surface detection, collision detection, etc. The unit is battery powered with standard or rechargeable batteries. The signal is optically transmitted to the EOC.
- The Electro-optical converter (EOC) performs the conversion from optical to electrical signals for the digital communication to the DAE. To use optical surface detection, a special version of the EOC is required. The EOC signal is transmitted to the measurement server.
- The function of the measurement server is to perform the time critical tasks such as signal filtering, control of the robot operation and fast movement interrupts.
- The Light Beam used is for probe alignment. This improves the (absolute) accuracy of the probe positioning.
- A computer running WinXP or Win7 and the DASY5 software.
- Remote control and teach pendant as well as additional circuitry for robot safety such as warning lamps, etc.
- The phantom, the device holder and other accessories according to the targeted measurement.


**7.1 E-Field Probe**

The SAR measurement is conducted with the dosimetric probe (manufactured by SPEAG). The probe is specially designed and calibrated for use in liquid with high permittivity. The dosimetric probe has special calibration in liquid at different frequency. This probe has a built in optical surface detection system to prevent from collision with phantom.

**<ES3DV3 Probe>**

<b>Construction</b>	Symmetric design with triangular core Interleaved sensors Built-in shielding against static charges PEEK enclosure material (resistant to organic solvents, e.g., DGBE)	
<b>Frequency</b>	10 MHz – 4 GHz; Linearity: $\pm 0.2$ dB (30 MHz – 4 GHz)	
<b>Directivity</b>	$\pm 0.2$ dB in TSL (rotation around probe axis) $\pm 0.3$ dB in TSL (rotation normal to probe axis)	
<b>Dynamic Range</b>	5 $\mu$ W/g – >100 mW/g; Linearity: $\pm 0.2$ dB	
<b>Dimensions</b>	Overall length: 337 mm (tip: 20 mm) Tip diameter: 3.9 mm (body: 12 mm) Distance from probe tip to dipole centers: 3.0 mm	

**<EX3DV4 Probe>**

<b>Construction</b>	Symmetric design with triangular core Built-in shielding against static charges PEEK enclosure material (resistant to organic solvents, e.g., DGBE)	
<b>Frequency</b>	10 MHz – >6 GHz Linearity: $\pm 0.2$ dB (30 MHz – 6 GHz)	
<b>Directivity</b>	$\pm 0.3$ dB in TSL (rotation around probe axis) $\pm 0.5$ dB in TSL (rotation normal to probe axis)	
<b>Dynamic Range</b>	10 $\mu$ W/g – >100 mW/g Linearity: $\pm 0.2$ dB (noise: typically <1 $\mu$ W/g)	
<b>Dimensions</b>	Overall length: 337 mm (tip: 20 mm) Tip diameter: 2.5 mm (body: 12 mm) Typical distance from probe tip to dipole centers: 1 mm	

**7.2 Data Acquisition Electronics (DAE)**

The data acquisition electronics (DAE) consists of a highly sensitive electrometer-grade preamplifier with auto-zeroing, a channel and gain-switching multiplexer, a fast 16 bit AD-converter and a command decoder and control logic unit. Transmission to the measurement server is accomplished through an optical downlink for data and status information as well as an optical uplink for commands and the clock.


The input impedance of the DAE is 200 MOhm; the inputs are symmetrical and floating. Common mode rejection is above 80 dB.



**Fig 5.1 Photo of DAE**


**7.3 Phantom**

**<SAM Twin Phantom>**

<b>Shell Thickness</b>	2 ± 0.2 mm; Center ear point: 6 ± 0.2 mm	
<b>Filling Volume</b>	Approx. 25 liters	
<b>Dimensions</b>	Length: 1000 mm; Width: 500 mm; Height: adjustable feet	
<b>Measurement Areas</b>	Left Hand, Right Hand, Flat Phantom	

The bottom plate contains three pair of bolts for locking the device holder. The device holder positions are adjusted to the standard measurement positions in the three sections. A white cover is provided to tap the phantom during off-periods to prevent water evaporation and changes in the liquid parameters. On the phantom top, three reference markers are provided to identify the phantom position with respect to the robot.

**<ELI Phantom>**

<b>Shell Thickness</b>	2 ± 0.2 mm (sagging: <1%)	
<b>Filling Volume</b>	Approx. 30 liters	
<b>Dimensions</b>	Major ellipse axis: 600 mm Minor axis: 400 mm	

The ELI phantom is intended for compliance testing of handheld and body-mounted wireless devices in the frequency range of 30 MHz to 6 GHz. ELI4 is fully compatible with standard and all known tissue simulating liquids.

### 7.4 Device Holder

#### <Mounting Device for Hand-Held Transmitter>

In combination with the Twin SAM V5.0/V5.0c or ELI phantoms, the Mounting Device for Hand-Held Transmitters enables rotation of the mounted transmitter device to specified spherical coordinates. At the heads, the rotation axis is at the ear opening. Transmitter devices can be easily and accurately positioned according to IEC 62209-1, IEEE 1528, FCC, or other specifications. The device holder can be locked for positioning at different phantom sections (left head, right head, flat). And upgrade kit to Mounting Device to enable easy mounting of wider devices like big smart-phones, e-books, small tablets, etc. It holds devices with width up to 140 mm.



Mounting Device for Hand-Held Transmitters



Mounting Device Adaptor for Wide-Phones

#### <Mounting Device for Laptops and other Body-Worn Transmitters>

The extension is lightweight and made of POM, acrylic glass and foam. It fits easily on the upper part of the mounting device in place of the phone positioned. The extension is fully compatible with the SAM Twin and ELI phantoms.



Mounting Device for Laptops

## **8. Measurement Procedures**

The measurement procedures are as follows:

### <Conducted power measurement>

- (a) For WWAN power measurement, use base station simulator to configure EUT WWAN transmission in conducted connection with RF cable, at maximum power in each supported wireless interface and frequency band.
- (b) Read the WWAN RF power level from the base station simulator.
- (c) For WLAN/BT power measurement, use engineering software to configure EUT WLAN/BT continuously transmission, at maximum RF power in each supported wireless interface and frequency band
- (d) Connect EUT RF port through RF cable to the power meter, and measure WLAN/BT output power

### <SAR measurement>

- (a) Use base station simulator to configure EUT WWAN transmission in radiated connection, and engineering software to configure EUT WLAN/BT continuously transmission, at maximum RF power, in the highest power channel.
- (b) Place the EUT in the positions as Appendix D demonstrates.
- (c) Set scan area, grid size and other setting on the DASY software.
- (d) Measure SAR results for the highest power channel on each testing position.
- (e) Find out the largest SAR result on these testing positions of each band
- (f) Measure SAR results for other channels in worst SAR testing position if the reported SAR of highest power channel is larger than 0.8 W/kg

According to the test standard, the recommended procedure for assessing the peak spatial-average SAR value consists of the following steps:

- (a) Power reference measurement
- (b) Area scan
- (c) Zoom scan
- (d) Power drift measurement

### **8.1 Spatial Peak SAR Evaluation**

The procedure for spatial peak SAR evaluation has been implemented according to the test standard. It can be conducted for 1g and 10g, as well as for user-specific masses. The DASY software includes all numerical procedures necessary to evaluate the spatial peak SAR value.

The base for the evaluation is a "cube" measurement. The measured volume must include the 1g and 10g cubes with the highest averaged SAR values. For that purpose, the center of the measured volume is aligned to the interpolated peak SAR value of a previously performed area scan.

The entire evaluation of the spatial peak values is performed within the post-processing engine (SEMCAD). The system always gives the maximum values for the 1g and 10g cubes. The algorithm to find the cube with highest averaged SAR is divided into the following stages:

- (a) Extraction of the measured data (grid and values) from the Zoom Scan
- (b) Calculation of the SAR value at every measurement point based on all stored data (A/D values and measurement parameters)
- (c) Generation of a high-resolution mesh within the measured volume
- (d) Interpolation of all measured values from the measurement grid to the high-resolution grid
- (e) Extrapolation of the entire 3-D field distribution to the phantom surface over the distance from sensor to surface
- (f) Calculation of the averaged SAR within masses of 1g and 10g

**8.2 Power Reference Measurement**

The Power Reference Measurement and Power Drift Measurements are for monitoring the power drift of the device under test in the batch process. The minimum distance of probe sensors to surface determines the closest measurement point to phantom surface. This distance cannot be smaller than the distance of sensor calibration points to probe tip as defined in the probe properties.

**8.3 Area Scan**

The area scan is used as a fast scan in two dimensions to find the area of high field values, before doing a fine measurement around the hot spot. The sophisticated interpolation routines implemented in DASY software can find the maximum found in the scanned area, within a range of the global maximum. The range (in dB0 is specified in the standards for compliance testing. For example, a 2 dB range is required in IEEE standard 1528 and IEC 62209 standards, whereby 3 dB is a requirement when compliance is assessed in accordance with the ARIB standard (Japan), if only one zoom scan follows the area scan, then only the absolute maximum will be taken as reference. For cases where multiple maximums are detected, the number of zoom scans has to be increased accordingly.

Area scan parameters extracted from FCC KDB 865664 D01v01r04 SAR measurement 100 MHz to 6 GHz.

	≤ 3 GHz	> 3 GHz
Maximum distance from closest measurement point (geometric center of probe sensors) to phantom surface	5 ± 1 mm	$\frac{1}{2} \cdot \delta \cdot \ln(2) \pm 0.5$ mm
Maximum probe angle from probe axis to phantom surface normal at the measurement location	30° ± 1°	20° ± 1°
Maximum area scan spatial resolution: $\Delta x_{Area}, \Delta y_{Area}$	≤ 2 GHz: ≤ 15 mm 2 – 3 GHz: ≤ 12 mm	3 – 4 GHz: ≤ 12 mm 4 – 6 GHz: ≤ 10 mm
	When the x or y dimension of the test device, in the measurement plane orientation, is smaller than the above, the measurement resolution must be ≤ the corresponding x or y dimension of the test device with at least one measurement point on the test device.	

### 8.4 Zoom Scan

Zoom scans are used assess the peak spatial SAR values within a cubic averaging volume containing 1 gram and 10 gram of simulated tissue. The zoom scan measures points (refer to table below) within a cube shoes base faces are centered on the maxima found in a preceding area scan job within the same procedure. When the measurement is done, the zoom scan evaluates the averaged SAR for 1 gram and 10 gram and displays these values next to the job's label.

Zoom scan parameters extracted from FCC KDB 865664 D01v01r04 SAR measurement 100 MHz to 6 GHz.

		≤ 3 GHz	> 3 GHz	
Maximum zoom scan spatial resolution: $\Delta x_{Zoom}, \Delta y_{Zoom}$		$\leq 2$ GHz: $\leq 8$ mm 2 – 3 GHz: $\leq 5$ mm*	3 – 4 GHz: $\leq 5$ mm* 4 – 6 GHz: $\leq 4$ mm*	
Maximum zoom scan spatial resolution, normal to phantom surface	uniform grid: $\Delta z_{Zoom}(n)$	$\leq 5$ mm	3 – 4 GHz: $\leq 4$ mm 4 – 5 GHz: $\leq 3$ mm 5 – 6 GHz: $\leq 2$ mm	
	graded grid	$\Delta z_{Zoom}(1)$ : between 1 <sup>st</sup> two points closest to phantom surface	$\leq 4$ mm	3 – 4 GHz: $\leq 3$ mm 4 – 5 GHz: $\leq 2.5$ mm 5 – 6 GHz: $\leq 2$ mm
		$\Delta z_{Zoom}(n>1)$ : between subsequent points	$\leq 1.5 \cdot \Delta z_{Zoom}(n-1)$	
Minimum zoom scan volume	x, y, z	$\geq 30$ mm	3 – 4 GHz: $\geq 28$ mm 4 – 5 GHz: $\geq 25$ mm 5 – 6 GHz: $\geq 22$ mm	
Note: $\delta$ is the penetration depth of a plane-wave at normal incidence to the tissue medium; see draft standard IEEE P1528-2011 for details. * When zoom scan is required and the <i>reported</i> SAR from the <i>area scan based 1-g SAR estimation</i> procedures of KDB 447498 is $\leq 1.4$ W/kg, $\leq 8$ mm, $\leq 7$ mm and $\leq 5$ mm zoom scan resolution may be applied, respectively, for 2 GHz to 3 GHz, 3 GHz to 4 GHz and 4 GHz to 6 GHz.				

### 8.5 Volume Scan Procedures

The volume scan is used for assess overlapping SAR distributions for antennas transmitting in different frequency bands. It is equivalent to an oversized zoom scan used in standalone measurements. The measurement volume will be used to enclose all the simultaneous transmitting antennas. For antennas transmitting simultaneously in different frequency bands, the volume scan is measured separately in each frequency band. In order to sum correctly to compute the 1g aggregate SAR, the EUT remain in the same test position for all measurements and all volume scan use the same spatial resolution and grid spacing. When all volume scan were completed, the software, SEMCAD postprocessor can combine and subsequently superpose these measurement data to calculating the multiband SAR.

### 8.6 Power Drift Monitoring

All SAR testing is under the EUT install full charged battery and transmit maximum output power. In DASy measurement software, the power reference measurement and power drift measurement procedures are used for monitoring the power drift of EUT during SAR test. Both these procedures measure the field at a specified reference position before and after the SAR testing. The software will calculate the field difference in dB. If the power drifts more than 5%, the SAR will be retested.



### 9. Test Equipment List

Manufacturer	Name of Equipment	Type/Model	Serial Number	Calibration	
				Last Cal.	Due Date
SPEAG	750MHz System Validation Kit	D750V3	1078	Jun. 22, 2016	Jun. 21, 2017
SPEAG	835MHz System Validation Kit	D835V2	499	Mar. 21, 2017	Mar. 20, 2018
SPEAG	1750MHz System Validation Kit	D1750V2	1068	Nov. 16, 2016	Nov. 15, 2017
SPEAG	1900MHz System Validation Kit	D1900V2	5d041	Sep. 30, 2016	Sep. 29, 2017
SPEAG	2450MHz System Validation Kit	D2450V2	926	Jul. 25, 2016	Jul. 24, 2017
SPEAG	2600MHz System Validation Kit	D2600V2	1008	Aug. 30, 2016	Aug. 29, 2017
SPEAG	5GHz System Validation Kit	D5GHZV2	1006	Sep. 27, 2016	Sep. 26, 2017
SPEAG	5GHz System Validation Kit	D5GHZV2	1040	Jun. 17, 2016	Jun. 16, 2017
SPEAG	Data Acquisition Electronics	DAE4	1305	Dec. 15, 2016	Dec. 14, 2017
SPEAG	Data Acquisition Electronics	DAE4	778	May. 12, 2016	May. 11, 2017
SPEAG	Data Acquisition Electronics	DAE4	1424	Feb. 16, 2017	Feb. 15, 2018
SPEAG	Data Acquisition Electronics	DAE3	495	May. 27, 2016	May. 26, 2017
SPEAG	Data Acquisition Electronics	DAE3	577	Sep. 28, 2016	Sep. 27, 2017
SPEAG	Dosimetric E-Field Probe	EX3DV4	3976	Feb. 21, 2017	Feb. 20, 2018
SPEAG	Dosimetric E-Field Probe	EX3DV4	3925	May. 26, 2016	May. 25, 2017
SPEAG	Dosimetric E-Field Probe	EX3DV4	3931	Oct. 03, 2016	Oct. 02, 2017
SPEAG	Dosimetric E-Field Probe	EX3DV4	7375	Dec. 08, 2016	Dec. 07, 2017
SPEAG	Dosimetric E-Field Probe	ES3DV3	3270	Aug. 26, 2016	Aug. 25, 2017
WonDer	Thermometer	WD-5016	TM560-2	Mar. 17, 2017	Mar. 16, 2018
TECPEL	Thermometer	UL-A03	TM225-1	Mar. 21, 2017	Mar. 20, 2018
TECPEL	Thermometer	UL-A03	TM225-2	Mar. 21, 2017	Mar. 20, 2018
Anritsu	Radio Communication Analyzer	MT8821C	6201341950	Apr. 20, 2017	Apr. 19, 2018
Anritsu	Radio Communication Analyzer	MT8820C	6201381766	Jun. 17, 2016	Jun. 16, 2017
Agilent	Wireless Communication Test Set	E5515C	GB46311322	Mar. 13, 2017	Mar. 12, 2018
R&S	BT Base Station	CBT32	100519	Jun. 03, 2016	Jun. 02, 2017
SPEAG	Device Holder	N/A	N/A	N/A	N/A
Anritsu	Signal Generator	MG3710A	6201502524	Dec. 09, 2016	Dec. 08, 2017
Agilent	ENA Network Analyzer	E5071C	MY46316648	Jan. 04, 2017	Jan. 03, 2018
SPEAG	Dielectric Probe Kit	DAK-3.5	1126	Jul. 19, 2016	Jul. 18, 2017
LINE SEIKI	Digital Thermometer	LKMelectronic	DTM3000SPEZIAL	Sep. 05, 2016	Sep. 04, 2017
Anritsu	Power Meter	ML2495A	1419002	May. 15, 2017	May. 14, 2018
Anritsu	Power Sensor	MA2411B	1339124	May. 15, 2017	May. 14, 2018
Anritsu	Power Meter	ML2495A	1438002	Dec. 06, 2016	Dec. 05, 2017
Anritsu	Power Sensor	MA2411B	1339195	Dec. 06, 2016	Dec. 05, 2017
Agilent	Spectrum Analyzer	E4408B	MY44211028	Aug. 22, 2016	Aug. 21, 2017
Mini-Circuits	Power Amplifier	ZVE-8G+	D120604	Mar. 09, 2017	Mar. 08, 2018
Mini-Circuits	Power Amplifier	ZHL-42W+	QA1344002	Mar. 09, 2017	Mar. 08, 2018
ATM	Dual Directional Coupler	C122H-10	P610410z-02	Note 1	
Woken	Attenuator 1	WK0602-XX	N/A	Note 1	
PE	Attenuator 2	PE7005-10	N/A	Note 1	
PE	Attenuator 3	PE7005- 3	N/A	Note 1	

**General Note:**

1. Prior to system verification and validation, the path loss from the signal generator to the system check source and the power meter, which includes the amplifier, cable, attenuator and directional coupler, was measured by the network analyzer. The reading of the power meter was offset by the path loss difference between the path to the power meter and the path to the system check source to monitor the actual power level fed to the system check source.

## 10. System Verification

### 10.1 Tissue Simulating Liquids

For the measurement of the field distribution inside the SAM phantom with DASY, the phantom must be filled with around 25 liters of homogeneous body tissue simulating liquid. For head SAR testing, the liquid height from the ear reference point (ERP) of the phantom to the liquid top surface is larger than 15 cm, which is shown in Fig. 10.1. For body SAR testing, the liquid height from the center of the flat phantom to the liquid top surface is larger than 15 cm, which is shown in Fig. 10.2.




Fig 10.1 Photo of Liquid Height for Head SAR



Fig 10.2 Photo of Liquid Height for Body SAR



**10.2 Tissue Verification**

The following tissue formulations are provided for reference only as some of the parameters have not been thoroughly verified. The composition of ingredients may be modified accordingly to achieve the desired target tissue parameters required for routine SAR evaluation.

Frequency (MHz)	Water (%)	Sugar (%)	Cellulose (%)	Salt (%)	Preventol (%)	DGBE (%)	Conductivity (σ)	Permittivity (εr)
<b>For Head</b>								
750	41.1	57.0	0.2	1.4	0.2	0	0.89	41.9
835	40.3	57.9	0.2	1.4	0.2	0	0.90	41.5
900	40.3	57.9	0.2	1.4	0.2	0	0.97	41.5
1800, 1900, 2000	55.2	0	0	0.3	0	44.5	1.40	40.0
2450	55.0	0	0	0	0	45.0	1.80	39.2
2600	54.8	0	0	0.1	0	45.1	1.96	39.0
<b>For Body</b>								
750	51.7	47.2	0	0.9	0.1	0	0.96	55.5
835	50.8	48.2	0	0.9	0.1	0	0.97	55.2
900	50.8	48.2	0	0.9	0.1	0	1.05	55.0
1800, 1900, 2000	70.2	0	0	0.4	0	29.4	1.52	53.3
2450	68.6	0	0	0	0	31.4	1.95	52.7
2600	68.1	0	0	0.1	0	31.8	2.16	52.5

**Simulating Liquid for 5GHz, Manufactured by SPEAG**

Ingredients	(% by weight)
Water	64~78%
Mineral oil	11~18%
Emulsifiers	9~15%
Additives and Salt	2~3%



<Tissue Dielectric Parameter Check Results>

Frequency (MHz)	Tissue Type	Liquid Temp. (°C)	Conductivity (σ)	Permittivity (ε <sub>r</sub> )	Conductivity Target (σ)	Permittivity Target (ε <sub>r</sub> )	Delta (σ) (%)	Delta (ε <sub>r</sub> ) (%)	Limit (%)	Date
750	HSL	22.2	0.891	43.500	0.89	41.90	0.11	3.82	±5	2017/5/10
750	MSL	22.5	0.976	54.334	0.96	55.50	1.67	-2.10	±5	2017/5/18
835	HSL	22.3	0.859	40.100	0.90	41.50	-4.56	-3.37	±5	2017/5/9
835	MSL	22.6	0.944	54.363	0.97	55.20	-2.68	-1.52	±5	2017/5/12
835	MSL	22.4	0.961	54.641	0.97	55.20	-0.93	-1.01	±5	2017/5/17
1750	HSL	22.3	1.370	41.300	1.37	40.10	0.00	2.99	±5	2017/5/9
1750	MSL	22.4	1.486	55.902	1.49	53.40	-0.27	4.69	±5	2017/5/15
1900	HSL	22.9	1.430	40.000	1.40	40.00	2.14	0.00	±5	2017/5/8
1900	MSL	22.6	1.546	53.932	1.52	53.30	1.71	1.19	±5	2017/5/12
1900	MSL	22.4	1.565	54.297	1.52	53.30	2.96	1.87	±5	2017/5/15
2450	HSL	22.2	1.810	40.800	1.80	39.20	0.56	4.08	±5	2017/4/16
2450	HSL	22.4	1.776	40.635	1.80	39.20	-1.33	3.66	±5	2017/4/28
2450	MSL	22.4	2.024	52.188	1.95	52.70	3.79	-0.97	±5	2017/4/23
2600	HSL	22.6	1.967	39.237	1.96	39.00	0.36	0.61	±5	2017/5/14
2600	MSL	22.4	2.158	52.230	2.16	52.50	-0.09	-0.51	±5	2017/5/13
2600	MSL	22.5	2.166	52.736	2.16	52.50	0.28	0.45	±5	2017/5/14
5200	MSL	22.7	5.450	47.100	5.30	49.00	2.83	-3.88	±5	2017/4/17
5250	HSL	22.4	4.559	37.392	4.71	35.95	-3.21	4.01	±5	2017/4/28
5250	MSL	22.4	5.228	46.937	5.36	48.95	-2.46	-4.11	±5	2017/4/27
5600	HSL	22.8	5.010	36.100	5.07	35.50	-1.18	1.69	±5	2017/4/16
5600	MSL	22.4	5.664	46.390	5.77	48.50	-1.84	-4.35	±5	2017/4/27
5750	HSL	22.4	5.065	36.718	5.22	35.35	-2.97	3.87	±5	2017/4/28
5800	HSL	22.3	5.090	36.200	5.27	35.30	-3.42	2.55	±5	2017/4/20
5800	MSL	22.7	6.230	46.000	6.00	48.20	3.83	-4.56	±5	2017/4/17



<Tissue Dielectric Parameter Check for Low / Middle / High Frequencies>

General Note:

The tissue measure results for low / middle / high frequencies list below, the results were used in the Dasy SAR system to perform interpolation to determine the dielectric parameters on the SAR test device. The SAR test plots may slightly difference between the tables below due to the digit rounding in the software calculated.

CH	Frequency (MHz)	Liquid Type	Conductivity (σ)	Permittivity (ε <sub>r</sub> )	Conductivity Target (σ)	Permittivity Target (ε <sub>r</sub> )	Delta (σ) (%)	Delta (ε <sub>r</sub> ) (%)	Limit (%)	Date
1	2412	Head	1.766	40.964	1.766	39.268	-0.21	4.23	±5	Apr. 16, 2017
3	2422	Head	1.778	40.924	1.775	39.250	-0.11	4.40	±5	Apr. 16, 2017
6	2437	Head	1.794	40.878	1.788	39.223	0.20	4.28	±5	Apr. 16, 2017
9	2452	Head	1.810	40.818	1.802	39.197	0.58	4.13	±5	Apr. 16, 2017
11	2462	Head	1.822	40.781	1.813	39.184	0.66	4.03	±5	Apr. 16, 2017
100	5500	Head	4.908	36.274	4.967	35.633	-1.25	1.89	±5	Apr. 16, 2017
102	5510	Head	4.916	36.270	4.977	35.620	-1.28	1.88	±5	Apr. 16, 2017
104	5520	Head	4.925	36.254	4.987	35.607	-1.30	1.84	±5	Apr. 16, 2017
106	5530	Head	4.937	36.238	4.998	35.593	-1.26	1.79	±5	Apr. 16, 2017
108	5540	Head	4.949	36.223	5.008	35.580	-1.23	1.75	±5	Apr. 16, 2017
110	5550	Head	4.961	36.208	5.018	35.567	-1.17	1.71	±5	Apr. 16, 2017
112	5560	Head	4.970	36.205	5.029	35.553	-1.19	1.70	±5	Apr. 16, 2017
116	5580	Head	4.985	36.164	5.049	35.527	-1.30	1.87	±5	Apr. 16, 2017
120	5600	Head	5.013	36.130	5.070	35.500	-1.12	1.77	±5	Apr. 16, 2017
122	5610	Head	5.024	36.127	5.080	35.490	-1.10	1.76	±5	Apr. 16, 2017
124	5620	Head	5.033	36.119	5.090	35.480	-1.12	1.74	±5	Apr. 16, 2017
126	5630	Head	5.042	36.104	5.100	35.470	-1.14	1.70	±5	Apr. 16, 2017
128	5640	Head	5.053	36.091	5.110	35.460	-1.12	1.66	±5	Apr. 16, 2017
132	5660	Head	5.076	36.065	5.130	35.440	-1.06	1.88	±5	Apr. 16, 2017
134	5670	Head	5.083	36.059	5.140	35.430	-1.10	1.86	±5	Apr. 16, 2017
136	5680	Head	5.090	36.036	5.150	35.420	-1.17	1.80	±5	Apr. 16, 2017
138	5690	Head	5.101	36.009	5.160	35.410	-1.15	1.72	±5	Apr. 16, 2017
140	5700	Head	5.116	35.993	5.170	35.400	-1.04	1.67	±5	Apr. 16, 2017
142	5710	Head	5.129	35.986	5.180	35.390	-0.99	1.66	±5	Apr. 16, 2017
144	5720	Head	5.138	35.983	5.190	35.380	-1.00	1.65	±5	Apr. 16, 2017
36	5180	Body	5.427	47.150	5.276	49.030	2.78	-3.78	±5	Apr. 17, 2017
38	5190	Body	5.438	47.150	5.288	49.010	2.80	-3.78	±5	Apr. 17, 2017
40	5200	Body	5.448	47.120	5.300	49.000	2.79	-3.84	±5	Apr. 17, 2017
42	5210	Body	5.459	47.090	5.312	48.990	2.81	-3.90	±5	Apr. 17, 2017
44	5220	Body	5.471	47.060	5.323	48.980	2.84	-3.96	±5	Apr. 17, 2017
46	5230	Body	5.486	47.030	5.335	48.970	2.73	-4.02	±5	Apr. 17, 2017
48	5240	Body	5.500	47.010	5.346	48.960	2.80	-4.06	±5	Apr. 17, 2017
149	5745	Body	6.179	46.230	5.936	48.280	4.02	-4.29	±5	Apr. 17, 2017
151	5755	Body	6.190	46.220	5.947	48.270	4.03	-4.31	±5	Apr. 17, 2017
153	5765	Body	6.199	46.200	5.959	48.250	4.01	-4.35	±5	Apr. 17, 2017
155	5775	Body	6.201	46.180	5.971	48.240	3.87	-4.19	±5	Apr. 17, 2017
157	5785	Body	6.204	46.130	5.982	48.220	3.75	-4.29	±5	Apr. 17, 2017
159	5795	Body	6.218	46.070	5.994	48.210	3.81	-4.42	±5	Apr. 17, 2017
161	5805	Body	6.237	46.030	6.000	48.200	3.95	-4.50	±5	Apr. 17, 2017
165	5825	Body	6.279	46.020	6.030	48.200	4.13	-4.52	±5	Apr. 17, 2017

Table of Low/Middle/High Channel for Liquid Validation



CH	Frequency (MHz)	Liquid Type	Conductivity ( $\sigma$ )	Permittivity ( $\epsilon_r$ )	Conductivity Target ( $\sigma$ )	Permittivity Target ( $\epsilon_r$ )	Delta ( $\sigma$ ) (%)	Delta ( $\epsilon_r$ ) (%)	Limit (%)	Date
149	5745	Head	5.037	36.241	5.215	35.355	-3.51	2.38	±5	Apr. 20, 2017
151	5755	Head	5.049	36.223	5.225	35.345	-3.46	2.61	±5	Apr. 20, 2017
153	5765	Head	5.061	36.219	5.235	35.335	-3.41	2.60	±5	Apr. 20, 2017
155	5775	Head	5.069	36.219	5.245	35.325	-3.45	2.60	±5	Apr. 20, 2017
157	5785	Head	5.075	36.204	5.255	35.315	-3.52	2.56	±5	Apr. 20, 2017
159	5795	Head	5.085	36.180	5.265	35.305	-3.51	2.49	±5	Apr. 20, 2017
161	5805	Head	5.099	36.165	5.275	35.295	-3.43	2.45	±5	Apr. 20, 2017
165	5825	Head	5.118	36.149	5.296	35.275	-3.44	2.40	±5	Apr. 20, 2017
1	2412	Body	1.974	52.346	1.914	52.751	3.37	-0.86	±5	Apr. 23, 2017
3	2422	Body	1.988	52.299	1.923	52.737	3.54	-0.76	±5	Apr. 23, 2017
6	2437	Body	2.006	52.244	1.938	52.717	3.41	-0.86	±5	Apr. 23, 2017
9	2452	Body	2.027	52.179	1.953	52.697	3.94	-0.99	±5	Apr. 23, 2017
11	2462	Body	2.040	52.141	1.967	52.684	3.55	-1.06	±5	Apr. 23, 2017
0	2402	Body	1.961	52.392	1.904	52.764	3.23	-0.77	±5	Apr. 23, 2017
39	2441	Body	2.011	52.228	1.941	52.712	3.68	-0.90	±5	Apr. 23, 2017
78	2480	Body	2.040	52.071	1.950	52.700	4.62	-1.19	±5	Apr. 23, 2017
62	5310	Body	5.300	46.835	5.428	48.787	-2.39	-4.03	±5	Apr. 27, 2017
64	5320	Body	5.314	46.815	5.439	48.673	-2.32	-3.87	±5	Apr. 27, 2017
100	5500	Body	5.532	46.547	5.650	48.600	-2.09	-4.22	±5	Apr. 27, 2017
102	5510	Body	5.544	46.531	5.661	48.590	-2.06	-4.26	±5	Apr. 27, 2017
104	5520	Body	5.555	46.513	5.673	48.580	-2.02	-4.30	±5	Apr. 27, 2017
106	5530	Body	5.570	46.495	5.685	48.570	-1.94	-4.33	±5	Apr. 27, 2017
108	5540	Body	5.584	46.479	5.696	48.560	-2.04	-4.36	±5	Apr. 27, 2017
110	5550	Body	5.600	46.461	5.708	48.550	-1.93	-4.40	±5	Apr. 27, 2017
112	5560	Body	5.613	46.459	5.720	48.540	-1.88	-4.21	±5	Apr. 27, 2017
116	5580	Body	5.634	46.420	5.743	48.520	-1.85	-4.29	±5	Apr. 27, 2017
120	5600	Body	5.664	46.390	5.770	48.500	-1.84	-4.35	±5	Apr. 27, 2017
122	5610	Body	5.675	46.382	5.778	48.485	-1.81	-4.37	±5	Apr. 27, 2017
124	5620	Body	5.686	46.366	5.790	48.470	-1.80	-4.40	±5	Apr. 27, 2017
126	5630	Body	5.699	46.347	5.801	48.455	-1.74	-4.44	±5	Apr. 27, 2017
128	5640	Body	5.713	46.329	5.813	48.440	-1.66	-4.28	±5	Apr. 27, 2017
132	5660	Body	5.743	46.302	5.837	48.410	-1.66	-4.33	±5	Apr. 27, 2017
134	5670	Body	5.754	46.298	5.848	48.395	-1.65	-4.34	±5	Apr. 27, 2017
136	5680	Body	5.762	46.281	5.860	48.380	-1.67	-4.38	±5	Apr. 27, 2017
138	5690	Body	5.777	46.254	5.872	48.365	-1.58	-4.43	±5	Apr. 27, 2017
140	5700	Body	5.792	46.240	5.883	48.350	-1.50	-4.46	±5	Apr. 27, 2017
142	5710	Body	5.805	46.230	5.895	48.335	-1.44	-4.29	±5	Apr. 27, 2017
144	5720	Body	5.817	46.216	5.907	48.320	-1.58	-4.31	±5	Apr. 27, 2017
52	5260	Head	4.566	37.369	4.720	35.940	-3.25	4.09	±5	Apr. 28, 2017
54	5270	Head	4.578	37.347	4.730	35.930	-3.21	4.03	±5	Apr. 28, 2017
56	5280	Head	4.590	37.335	4.740	35.920	-3.16	4.00	±5	Apr. 28, 2017
58	5290	Head	4.600	37.327	4.750	35.910	-3.16	3.97	±5	Apr. 28, 2017
60	5300	Head	4.607	37.313	4.760	35.900	-3.21	3.94	±5	Apr. 28, 2017
62	5310	Head	4.617	37.294	4.770	35.887	-3.21	3.88	±5	Apr. 28, 2017
64	5320	Head	4.629	37.276	4.781	35.873	-3.17	3.83	±5	Apr. 28, 2017

Table of Low/Middle/High Channel for Liquid Validation



CH	Frequency (MHz)	Liquid Type	Conductivity ( $\sigma$ )	Permittivity ( $\epsilon_r$ )	Conductivity Target ( $\sigma$ )	Permittivity Target ( $\epsilon_r$ )	Delta ( $\sigma$ ) (%)	Delta ( $\epsilon_r$ ) (%)	Limit (%)	Date
149	5745	Head	5.059	36.725	5.215	35.355	-3.09	3.74	±5	Apr. 28, 2017
151	5755	Head	5.071	36.709	5.225	35.345	-3.05	3.99	±5	Apr. 28, 2017
153	5765	Head	5.083	36.700	5.235	35.335	-3.00	3.97	±5	Apr. 28, 2017
155	5775	Head	5.091	36.698	5.245	35.325	-3.03	3.96	±5	Apr. 28, 2017
157	5785	Head	5.097	36.685	5.255	35.315	-3.10	3.92	±5	Apr. 28, 2017
159	5795	Head	5.107	36.663	5.265	35.305	-3.09	3.86	±5	Apr. 28, 2017
161	5805	Head	5.121	36.650	5.275	35.295	-3.01	3.82	±5	Apr. 28, 2017
165	5825	Head	5.141	36.633	5.296	35.275	-3.01	3.78	±5	Apr. 28, 2017
1	2412	Head	1.733	40.792	1.766	39.268	-2.10	3.80	±5	Apr. 28, 2017
3	2422	Head	1.745	40.747	1.775	39.250	-1.97	3.95	±5	Apr. 28, 2017
6	2437	Head	1.762	40.688	1.788	39.223	-1.58	3.80	±5	Apr. 28, 2017
9	2452	Head	1.778	40.626	1.802	39.197	-1.21	3.64	±5	Apr. 28, 2017
11	2462	Head	1.790	40.586	1.813	39.184	-1.09	3.53	±5	Apr. 28, 2017
25	1851.25	Head	1.38	40.07	1.40	40.00	-1.72	0.17	±5	May. 08, 2017
600	1880	Head	1.40	40.01	1.40	40.00	0.30	0.03	±5	May. 08, 2017
1175	1908.75	Head	1.44	39.93	1.40	40.00	2.69	-0.19	±5	May. 08, 2017
9262	1852.4	Head	1.38	40.07	1.40	40.00	-1.43	0.18	±5	May. 08, 2017
9400	1880	Head	1.40	40.01	1.40	40.00	0.00	0.02	±5	May. 08, 2017
9538	1907.6	Head	1.44	39.93	1.40	40.00	2.86	-0.18	±5	May. 08, 2017
512	1850.2	Head	1.37	40.07	1.40	40.00	-2.14	0.18	±5	May. 08, 2017
661	1880	Head	1.40	40.01	1.40	40.00	0.00	0.02	±5	May. 08, 2017
810	1909.8	Head	1.44	39.92	1.40	40.00	2.86	-0.20	±5	May. 08, 2017
18700	1860	Head	1.38	40.06	1.40	40.00	-1.13	0.15	±5	May. 08, 2017
18900	1880	Head	1.40	40.01	1.40	40.00	0.30	0.03	±5	May. 08, 2017
19100	1900	Head	1.43	39.95	1.40	40.00	1.98	-0.12	±5	May. 08, 2017
20050	1720	Head	1.34	41.42	1.36	40.15	-1.64	3.30	±5	May. 09, 2017
20175	1732.5	Head	1.35	41.37	1.36	40.13	-0.70	3.17	±5	May. 09, 2017
20300	1745	Head	1.36	41.31	1.37	40.11	-0.48	3.03	±5	May. 09, 2017
1312	1712.4	Head	1.33	41.46	1.35	40.16	-1.51	3.13	±5	May. 09, 2017
1413	1732.6	Head	1.35	41.37	1.36	40.13	-0.69	3.17	±5	May. 09, 2017
1513	1752.6	Head	1.37	41.29	1.37	40.09	0.07	2.98	±5	May. 09, 2017
20450	829	Head	0.86	40.65	0.90	41.53	-4.33	-2.04	±5	May. 09, 2017
20525	836.5	Head	0.87	40.55	0.90	41.50	-3.55	-2.29	±5	May. 09, 2017
20600	844	Head	0.88	40.45	0.91	41.50	-3.81	-2.54	±5	May. 09, 2017
26765	821.5	Head	0.86	40.76	0.90	41.56	-4.95	-2.03	±5	May. 09, 2017
26865	831.5	Head	0.86	40.62	0.90	41.52	-4.07	-2.12	±5	May. 09, 2017
26965	841.5	Head	0.87	40.48	0.91	41.50	-4.08	-2.46	±5	May. 09, 2017
1013	824.7	Head	0.86	40.71	0.90	41.55	-4.78	-1.89	±5	May. 09, 2017
384	836.52	Head	0.87	40.55	0.90	41.50	-3.54	-2.29	±5	May. 09, 2017
777	848.31	Head	0.88	40.39	0.91	41.50	-3.37	-2.69	±5	May. 09, 2017
476	817.9	Head	0.86	40.80	0.90	41.58	-4.82	-1.92	±5	May. 09, 2017
580	820.5	Head	0.86	40.77	0.90	41.57	-4.89	-2.00	±5	May. 09, 2017
684	823.1	Head	0.86	40.73	0.90	41.56	-4.62	-2.08	±5	May. 09, 2017
128	824.2	Head	0.86	40.72	0.90	41.55	-4.83	-2.12	±5	May. 09, 2017
189	836.4	Head	0.87	40.55	0.90	41.50	-3.56	-2.28	±5	May. 09, 2017
251	848.8	Head	0.88	40.38	0.91	41.50	-3.32	-2.70	±5	May. 09, 2017

Table of Low/Middle/High Channel for Liquid Validation



CH	Frequency (MHz)	Liquid Type	Conductivity ( $\sigma$ )	Permittivity ( $\epsilon_r$ )	Conductivity Target ( $\sigma$ )	Permittivity Target ( $\epsilon_r$ )	Delta ( $\sigma$ ) (%)	Delta ( $\epsilon_r$ ) (%)	Limit (%)	Date
4132	826.4	Head	0.86	40.69	0.90	41.54	-4.60	-1.95	±5	May. 09, 2017
4182	836.4	Head	0.87	40.55	0.90	41.50	-3.56	-2.28	±5	May. 09, 2017
4233	846.6	Head	0.88	40.41	0.91	41.50	-3.54	-2.63	±5	May. 09, 2017
23060	704	Head	0.85	44.15	0.89	42.15	-4.93	4.88	±5	May. 10, 2017
23095	707.5	Head	0.85	44.11	0.89	42.13	-4.57	4.77	±5	May. 10, 2017
23130	711	Head	0.85	44.06	0.89	42.11	-4.21	4.66	±5	May. 10, 2017
23780	709	Head	0.85	44.09	0.89	42.12	-4.43	4.73	±5	May. 10, 2017
23790	710	Head	0.85	44.07	0.89	42.11	-4.30	4.69	±5	May. 10, 2017
23800	711	Head	0.85	44.06	0.89	42.11	-4.21	4.66	±5	May. 10, 2017
9262	1852.4	Body	1.485	54.11	1.52	53.3	-2.30	1.52	±5	May. 12, 2017
9400	1880	Body	1.518	54.01	1.52	53.3	-0.13	1.33	±5	May. 12, 2017
9538	1907.6	Body	1.553	53.93	1.52	53.3	2.17	1.18	±5	May. 12, 2017
512	1850.2	Body	1.481	54.12	1.52	53.3	-2.57	1.54	±5	May. 12, 2017
661	1880	Body	1.518	54.01	1.52	53.3	-0.13	1.33	±5	May. 12, 2017
810	1909.8	Body	1.554	53.91	1.52	53.3	2.24	1.14	±5	May. 12, 2017
18700	1860	Body	1.496	54.09	1.52	53.3	-1.58	1.48	±5	May. 12, 2017
18900	1880	Body	1.518	54.01	1.52	53.3	-0.13	1.33	±5	May. 12, 2017
19100	1900	Body	1.545	53.93	1.52	53.3	1.64	1.18	±5	May. 12, 2017
26765	821.5	Body	0.932	54.5	0.97	55.25	-3.92	-1.45	±5	May. 12, 2017
26865	831.5	Body	0.941	54.4	0.97	55.21	-2.99	-1.45	±5	May. 12, 2017
26965	841.5	Body	0.95	54.3	0.98	55.18	-3.06	-1.63	±5	May. 12, 2017
26865	831.5	Body	0.941	54.4	0.97	55.25	-2.99	-1.63	±5	May. 12, 2017
26915	836.5	Body	0.946	54.35	0.97	55.21	-2.47	-1.54	±5	May. 12, 2017
26965	841.5	Body	0.95	54.3	0.98	55.18	-3.06	-1.63	±5	May. 12, 2017
20450	829	Body	0.939	54.42	0.97	55.22	-3.20	-1.41	±5	May. 12, 2017
20525	836.5	Body	0.946	54.35	0.97	55.2	-2.47	-1.54	±5	May. 12, 2017
20600	844	Body	0.953	54.28	0.98	55.17	-2.76	-1.67	±5	May. 12, 2017
476	817.9	Body	0.929	54.53	0.97	55.26	-4.23	-1.39	±5	May. 12, 2017
580	820.5	Body	0.931	54.51	0.97	55.25	-4.02	-1.43	±5	May. 12, 2017
684	823.1	Body	0.934	54.48	0.97	55.24	-3.71	-1.30	±5	May. 12, 2017
1013	824.7	Body	0.935	54.47	0.97	55.24	-3.61	-1.32	±5	May. 12, 2017
384	836.52	Body	0.946	54.35	0.97	55.2	-2.47	-1.54	±5	May. 12, 2017
777	848.31	Body	0.956	54.23	0.99	55.16	-3.43	-1.76	±5	May. 12, 2017
4132	826.4	Body	0.937	54.45	0.97	55.23	-3.40	-1.36	±5	May. 12, 2017
4182	836.4	Body	0.946	54.35	0.97	55.2	-2.47	-1.54	±5	May. 12, 2017
4233	846.6	Body	0.955	54.25	0.98	55.16	-2.55	-1.72	±5	May. 12, 2017
40240	2555	Body	2.094	52.4	2.1	52.57	-0.29	-0.38	±5	May. 13, 2017
40500	2581	Body	2.131	52.3	2.14	52.53	-0.42	-0.38	±5	May. 13, 2017
40770	2608	Body	2.168	52.21	2.17	52.5	-0.09	-0.55	±5	May. 13, 2017
41140	2645	Body	2.219	52.05	2.23	52.45	-0.49	-0.86	±5	May. 13, 2017
37850	2580	Body	2.129	52.3	2.13	52.54	-0.05	-0.38	±5	May. 13, 2017
38000	2595	Body	2.151	52.24	2.15	52.52	0.05	-0.50	±5	May. 13, 2017
38150	2610	Body	2.17	52.2	2.17	52.5	0.00	-0.57	±5	May. 13, 2017

Table of Low/Middle/High Channel for Liquid Validation



CH	Frequency (MHz)	Liquid Type	Conductivity ( $\sigma$ )	Permittivity ( $\epsilon_r$ )	Conductivity Target ( $\sigma$ )	Permittivity Target ( $\epsilon_r$ )	Delta ( $\sigma$ ) (%)	Delta ( $\epsilon_r$ ) (%)	Limit (%)	Date
20850	2510	Body	2.031	52.58	2.03	52.62	0.05	-0.04	±5	May. 13, 2017
21100	2535	Body	2.067	52.47	2.07	52.59	-0.14	-0.25	±5	May. 13, 2017
21350	2560	Body	2.101	52.39	2.1	52.55	0.05	-0.40	±5	May. 13, 2017
23060	704	Body	0.914	55.495	0.957	55.684	-4.84	-0.37	±5	May. 13, 2017
23095	707.5	Body	0.917	55.465	0.957	55.67	-4.50	-0.42	±5	May. 13, 2017
23130	711	Body	0.920	55.427	0.957	55.656	-4.17	-0.49	±5	May. 13, 2017
37850	2580	Body	2.14	52.80	2.13	52.54	0.30	0.57	±5	May. 14, 2017
38000	2595	Body	2.16	52.75	2.15	52.52	0.42	0.48	±5	May. 14, 2017
38150	2610	Body	2.18	52.70	2.17	52.50	0.43	0.38	±5	May. 14, 2017
37850	2580	Head	1.943	39.305	1.938	39.025	0.18	0.78	±5	May. 14, 2017
38000	2595	Head	1.961	39.256	1.955	39.006	0.55	0.66	±5	May. 14, 2017
38150	2610	Head	1.977	39.201	1.971	38.987	0.36	0.52	±5	May. 14, 2017
20850	2510	Head	1.859	39.587	1.864	39.120	-0.05	1.25	±5	May. 14, 2017
21100	2535	Head	1.889	39.489	1.891	39.087	-0.07	0.99	±5	May. 14, 2017
21350	2560	Head	1.918	39.383	1.917	39.053	-0.09	0.72	±5	May. 14, 2017
40240	2555	Head	1.912	39.405	1.915	39.066	0.12	0.78	±5	May. 14, 2017
40500	2581	Head	1.945	39.301	1.943	39.033	0.24	0.77	±5	May. 14, 2017
40770	2608	Head	1.975	39.210	1.972	38.999	0.26	0.54	±5	May. 14, 2017
41140	2645	Head	2.018	39.047	2.013	38.952	0.40	0.12	±5	May. 14, 2017
1312	1712.4	Body	1.447	56.004	1.471	53.471	-1.55	4.68	±5	May. 15, 2017
1413	1732.6	Body	1.468	55.942	1.481	53.433	-0.82	4.76	±5	May. 15, 2017
1513	1752.6	Body	1.488	55.900	1.492	53.395	-0.14	4.68	±5	May. 15, 2017
512	1850.2	Body	1.51	54.48	1.52	53.30	-0.35	2.21	±5	May. 15, 2017
661	1880	Body	1.54	54.37	1.52	53.30	1.58	2.01	±5	May. 15, 2017
810	1909.8	Body	1.57	54.27	1.52	53.30	3.60	1.81	±5	May. 15, 2017
25	1851.25	Body	1.52	54.47	1.52	53.30	-0.28	2.20	±5	May. 15, 2017
600	1880	Body	1.54	54.37	1.52	53.30	1.58	2.01	±5	May. 15, 2017
1175	1908.75	Body	1.57	54.27	1.52	53.30	3.53	1.82	±5	May. 15, 2017
1013	824.7	Body	0.952	54.75	0.97	55.24	-1.86	-0.82	±5	May. 17, 2017
384	836.52	Body	0.963	54.63	0.97	55.2	-0.72	-1.03	±5	May. 17, 2017
777	848.31	Body	0.974	54.51	0.99	55.16	-1.62	-1.25	±5	May. 17, 2017
476	817.9	Body	0.945	54.81	0.97	55.26	-2.58	-0.89	±5	May. 17, 2017
580	820.5	Body	0.948	54.79	0.97	55.25	-2.27	-0.92	±5	May. 17, 2017
684	823.1	Body	0.95	54.77	0.97	55.24	-2.06	-0.78	±5	May. 17, 2017
128	824.2	Body	0.951	54.75	0.97	55.24	-1.96	-0.82	±5	May. 17, 2017
189	836.4	Body	0.962	54.63	0.97	55.2	-0.82	-1.03	±5	May. 17, 2017
251	848.8	Body	0.975	54.51	0.99	55.16	-1.52	-1.25	±5	May. 17, 2017
4132	826.4	Body	0.953	54.73	0.97	55.23	-1.75	-0.85	±5	May. 17, 2017
4182	836.4	Body	0.962	54.63	0.97	55.2	-0.82	-1.03	±5	May. 17, 2017
4233	846.6	Body	0.972	54.53	0.98	55.16	-0.82	-1.21	±5	May. 17, 2017
26765	821.5	Body	0.949	54.78	0.97	55.25	-2.16	-0.94	±5	May. 17, 2017
26865	831.5	Body	0.958	54.68	0.97	55.21	-1.24	-0.94	±5	May. 17, 2017
26965	841.5	Body	0.967	54.58	0.98	55.18	-1.33	-1.12	±5	May. 17, 2017
20450	829	Body	0.955	54.7	0.97	55.22	-1.55	-0.91	±5	May. 17, 2017
20525	836.5	Body	0.963	54.63	0.97	55.2	-0.72	-1.03	±5	May. 17, 2017
20600	844	Body	0.97	54.55	0.98	55.17	-1.02	-1.18	±5	May. 17, 2017

Table of Low/Middle/High Channel for Liquid Validation



CH	Frequency (MHz)	Liquid Type	Conductivity ( $\sigma$ )	Permittivity ( $\epsilon_r$ )	Conductivity Target ( $\sigma$ )	Permittivity Target ( $\epsilon_r$ )	Delta ( $\sigma$ ) (%)	Delta ( $\epsilon_r$ ) (%)	Limit (%)	Date
23060	704	Body	0.933	54.79	0.96	55.68	-2.81	-1.63	$\pm 5$	May. 18, 2017
23095	707.5	Body	0.936	54.75	0.96	55.67	-2.50	-1.71	$\pm 5$	May. 18, 2017
23130	711	Body	0.94	54.72	0.96	55.66	-2.08	-1.76	$\pm 5$	May. 18, 2017
23780	709	Body	0.938	54.74	0.96	55.66	-2.29	-1.72	$\pm 5$	May. 18, 2017
23790	710	Body	0.939	54.73	0.96	55.66	-2.19	-1.74	$\pm 5$	May. 18, 2017
23800	711	Body	0.94	54.72	0.96	55.66	-2.08	-1.76	$\pm 5$	May. 18, 2017

Table of Low/Middle/High Channel for Liquid Validation



**10.3 System Performance Check Results**

Comparing to the original SAR value provided by SPEAG, the verification data should be within its specification of 10 %. Below table shows the target SAR and measured SAR after normalized to 1W input power. The table below indicates the system performance check can meet the variation criterion and the plots can be referred to Appendix A of this report.

Date	Frequency (MHz)	Tissue Type	Input Power (mW)	Dipole S/N	Probe S/N	DAE S/N	Measured 1g SAR (W/kg)	Targeted 1g SAR (W/kg)	Normalized 1g SAR (W/kg)	Deviation (%)
2017/5/10	750	HSL	250	D750V3-1078	ES3DV3 - SN3270	DAE4 Sn778	2.18	8.18	8.72	6.60
2017/5/18	750	MSL	250	D750V3-1078	EX3DV4 - SN3976	DAE4 Sn1424	2.01	8.63	8.04	-6.84
2017/5/9	835	HSL	250	D835V2-499	ES3DV3 - SN3270	DAE4 Sn778	2.50	9.45	10.00	5.82
2017/5/12	835	MSL	250	D835V2-499	EX3DV4 - SN3976	DAE4 Sn1424	2.60	9.67	10.40	7.55
2017/5/17	835	MSL	250	D835V2-499	EX3DV4 - SN3976	DAE4 Sn1424	2.41	9.67	9.64	-0.31
2017/5/9	1750	HSL	250	D1750V2-1068	ES3DV3 - SN3270	DAE4 Sn778	9.44	36.60	37.76	3.17
2017/5/15	1750	MSL	250	D1750V2-1068	EX3DV4 - SN3976	DAE4 Sn1424	9.67	36.20	38.68	6.85
2017/5/8	1900	HSL	250	D1900V2-5d041	ES3DV3 - SN3270	DAE4 Sn778	9.86	40.50	39.44	-2.62
2017/5/12	1900	MSL	250	D1900V2-5d041	EX3DV4 - SN3976	DAE4 Sn1424	8.95	38.80	35.80	-7.73
2017/5/15	1900	MSL	250	D1900V2-5d041	EX3DV4 - SN3976	DAE4 Sn1424	9.90	38.80	39.60	2.06
2017/4/16	2450	HSL	250	D2450V2-926	EX3DV4 - SN3925	DAE3 Sn495	13.20	52.80	52.8	0.00
2017/4/28	2450	HSL	250	D2450V2-926	EX3DV4 - SN3931	DAE3 Sn577	12.40	52.80	49.6	-6.06
2017/4/23	2450	MSL	250	D2450V2-926	EX3DV4 - SN3931	DAE3 Sn577	13.60	51.20	54.4	6.25
2017/5/14	2600	HSL	250	D2600V2-1008	EX3DV4 - SN7375	DAE4 Sn1305	15.40	56.80	61.60	8.45
2017/5/13	2600	MSL	250	D2600V2-1008	EX3DV4 - SN3976	DAE4 Sn1424	13.90	55.20	55.60	0.72
2017/5/14	2600	MSL	250	D2600V2-1008	EX3DV4 - SN3976	DAE4 Sn1424	13.50	55.20	54.00	-2.17
2017/4/17	5200	MSL	100	D5GHzV2-1040	EX3DV4 - SN3925	DAE3 Sn495	7.93	72.90	79.3	8.78
2017/4/28	5250	HSL	100	D5GHzV2-1006	EX3DV4 - SN3931	DAE3 Sn577	7.79	80.60	77.9	-3.35
2017/4/27	5250	MSL	100	D5GHzV2-1006	EX3DV4 - SN3931	DAE3 Sn577	7.17	75.50	71.7	-5.03
2017/4/16	5600	HSL	100	D5GHzV2-1040	EX3DV4 - SN3925	DAE3 Sn495	7.99	80.50	79.9	-0.75
2017/4/27	5600	MSL	100	D5GHzV2-1006	EX3DV4 - SN3931	DAE3 Sn577	7.90	78.60	79	0.51
2017/4/28	5750	HSL	100	D5GHzV2-1006	EX3DV4 - SN3931	DAE3 Sn577	8.03	80.50	80.3	-0.25
2017/4/20	5800	HSL	100	D5GHzV2-1040	EX3DV4 - SN3925	DAE3 Sn495	7.36	75.90	73.6	-3.03
2017/4/17	5800	MSL	100	D5GHzV2-1040	EX3DV4 - SN3925	DAE3 Sn495	7.10	75.20	71	-5.59

Date	Frequency (MHz)	Tissue Type	Input Power (mW)	Dipole S/N	Probe S/N	DAE S/N	Measured 10g SAR (W/kg)	Targeted 10g SAR (W/kg)	Normalized 10g SAR (W/kg)	Deviation (%)
2017/5/15	1750	MSL	250	D1750V2-1068	EX3DV4 - SN3976	DAE4 Sn1424	5.24	19.40	20.96	8.04
2017/5/12	1900	MSL	250	D1900V2-5d041	EX3DV4 - SN3976	DAE4 Sn1424	4.72	20.60	18.88	-8.35
2017/5/15	1900	MSL	250	D1900V2-5d041	EX3DV4 - SN3976	DAE4 Sn1424	5.19	20.60	20.76	0.78
2017/4/27	5250	MSL	100	D5GHzV2-1006	EX3DV4 - SN3931	DAE3 Sn577	1.91	21.20	19.1	-9.91
2017/4/27	5600	MSL	100	D5GHzV2-1006	EX3DV4 - SN3931	DAE3 Sn577	2.19	22.00	21.9	-0.45

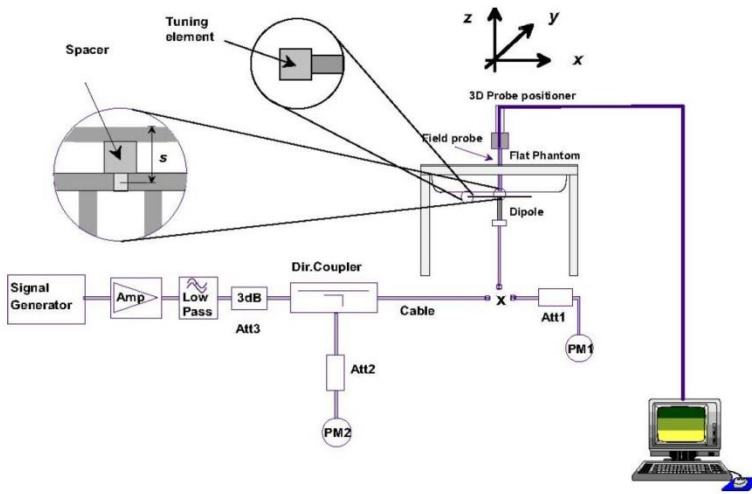


Fig 8.3.1 System Performance Check Setup



Fig 8.3.2 Setup Photo

## 11. RF Exposure Positions

### 11.1 Ear and handset reference point

Figure 9.1.1 shows the front, back, and side views of the SAM phantom. The center-of-mouth reference point is labeled “M,” the left ear reference point (ERP) is marked “LE,” and the right ERP is marked “RE.” Each ERP is 15 mm along the B-M (back-mouth) line behind the entrance-to-ear-canal (EEC) point, as shown in Figure 9.1.2 The Reference Plane is defined as passing through the two ear reference points and point M. The line N-F (neck-front), also called the reference pivoting line, is normal to the Reference Plane and perpendicular to both a line passing through RE and LE and the B-M line (see Figure 9.1.3). Both N-F and B-M lines should be marked on the exterior of the phantom shell to facilitate handset positioning. Posterior to the N-F line the ear shape is a flat surface with 6 mm thickness at each ERP, and forward of the N-F line the ear is truncated, as illustrated in Figure 9.1.2. The ear truncation is introduced to preclude the ear lobe from interfering with handset tilt, which could lead to unstable positioning at the cheek.

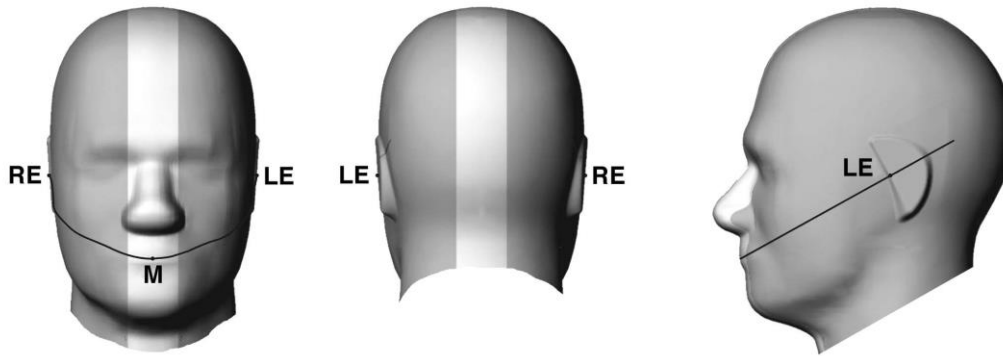


Fig 9.1.1 Front, back, and side views of SAM twin phantom

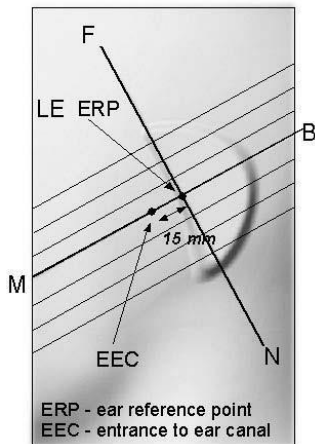


Fig 9.1.2 Close-up side view of phantom showing the ear region.

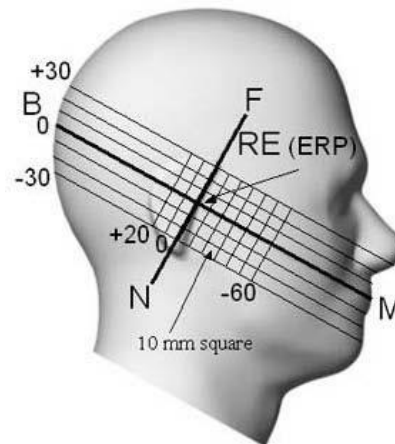
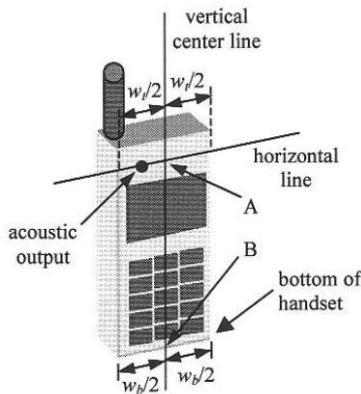


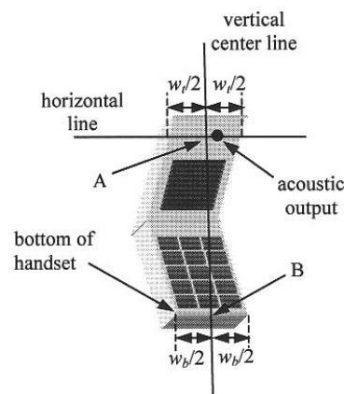
Fig 9.1.3 Side view of the phantom showing relevant markings and seven cross-sectional plane locations

**11.2 Definition of the cheek position**


1. Ready the handset for talk operation, if necessary. For example, for handsets with a cover piece (flip cover), open the cover. If the handset can transmit with the cover closed, both configurations must be tested.
2. Define two imaginary lines on the handset—the vertical centerline and the horizontal line. The vertical centerline passes through two points on the front side of the handset—the midpoint of the width  $w_t$  of the handset at the level of the acoustic output (point A in Figure 9.2.1 and Figure 9.2.2), and the midpoint of the width  $w_b$  of the bottom of the handset (point B). The horizontal line is perpendicular to the vertical centerline and passes through the center of the acoustic output (see Figure 9.2.1). The two lines intersect at point A. Note that for many handsets, point A coincides with the center of the acoustic output; however, the acoustic output may be located elsewhere on the horizontal line. Also note that the vertical centerline is not necessarily parallel to the front face of the handset (see Figure 9.2.2), especially for clamshell handsets, handsets with flip covers, and other irregularly-shaped handsets.
3. Position the handset close to the surface of the phantom such that point A is on the (virtual) extension of the line passing through points RE and LE on the phantom (see Figure 9.2.3), such that the plane defined by the vertical centerline and the horizontal line of the handset is approximately parallel to the sagittal plane of the phantom.
4. Translate the handset towards the phantom along the line passing through RE and LE until handset point A touches the pinna at the ERP.
5. While maintaining the handset in this plane, rotate it around the LE-RE line until the vertical centerline is in the plane normal to the plane containing B-M and N-F lines, i.e., the Reference Plane.
6. Rotate the handset around the vertical centerline until the handset (horizontal line) is parallel to the N-F line.
7. While maintaining the vertical centerline in the Reference Plane, keeping point A on the line passing through RE and LE, and maintaining the handset contact with the pinna, rotate the handset about the N-F line until any point on the handset is in contact with a phantom point below the pinna on the cheek. See Figure 9.2.3. The actual rotation angles should be documented in the test report.



**Fig 9.2.1 Handset vertical and horizontal reference lines—“fixed case”**



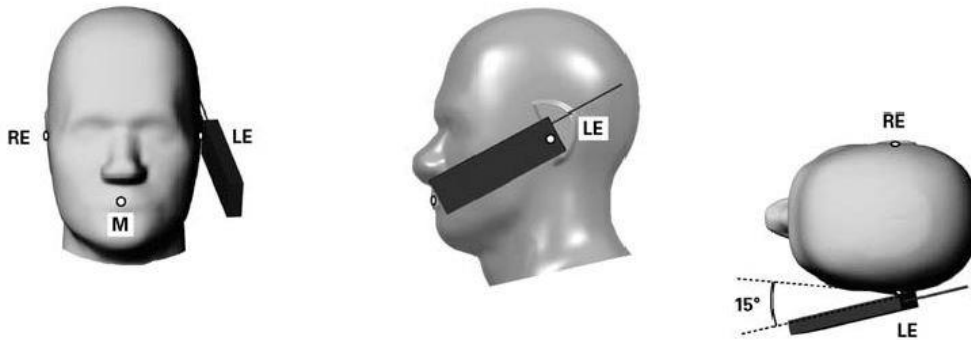
**Fig 9.2.2 Handset vertical and horizontal reference lines—“clam-shell case”**



**Fig 9.2.3 cheek or touch position. The reference points for the right ear (RE), left ear (LE), and mouth (M), which establish the Reference Plane for handset positioning, are indicated.**

**11.3 Definition of the tilt position**

1. Ready the handset for talk operation, if necessary. For example, for handsets with a cover piece (flip cover), open the cover. If the handset can transmit with the cover closed, both configurations must be tested.
2. While maintaining the orientation of the handset, move the handset away from the pinna along the line passing through RE and LE far enough to allow a rotation of the handset away from the cheek by 15°.
3. Rotate the handset around the horizontal line by 15°.
4. While maintaining the orientation of the handset, move the handset towards the phantom on the line passing through RE and LE until any part of the handset touches the ear. The tilt position is obtained when the contact point is on the pinna. See Figure 9.3.1. If contact occurs at any location other than the pinna, e.g., the antenna at the back of the phantom head, the angle of the handset should be reduced. In this case, the tilt position is obtained if any point on the handset is in contact with the pinna and a second point

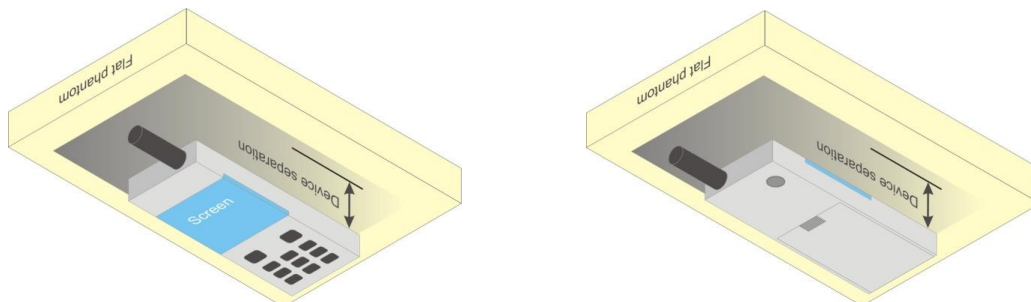


**Fig 9.3.1 Tilt position. The reference points for the right ear (RE), left ear (LE), and mouth (M), which define the Reference Plane for handset positioning, are indicated.**

**11.4 Body Worn Accessory**

Body-worn operating configurations are tested with the belt-clips and holsters attached to the device and positioned against a flat phantom in a normal use configuration (see Figure 9.4). Per KDB648474 D04v01r03, body-worn accessory exposure is typically related to voice mode operations when handsets are carried in body-worn accessories. The body-worn accessory procedures in FCC KDB 447498 D01v06 should be used to test for body-worn accessory SAR compliance, without a headset connected to it. This enables the test results for such configuration to be compatible with that required for hotspot mode when the body-worn accessory test separation distance is greater than or equal to that required for hotspot mode, when applicable. When the reported SAR for body-worn accessory, measured without a headset connected to the handset is > 1.2 W/kg, the highest reported SAR configuration for that wireless mode and frequency band should be repeated for that body-worn accessory with a headset attached to the handset.

Accessories for body-worn operation configurations are divided into two categories: those that do not contain metallic components and those that do contain metallic components. When multiple accessories that do not contain metallic components are supplied with the device, the device is tested with only the accessory that dictates the closest spacing to the body. Then multiple accessories that contain metallic components are test with the device with each accessory. If multiple accessories share an identical metallic component (i.e. the same metallic belt-chip used with different holsters with no other metallic components) only the accessory that dictates the closest spacing to the body is tested.



**Fig 9.4 Body Worn Position**



### **11.5 Product Specific**

For smart phones with a display diagonal dimension > 15.0 cm or an overall diagonal dimension > 16.0 cm that provide similar mobile web access and multimedia support found in mini-tablets or UMPC mini-tablets that support voice calls next to the ear, According to KDB648474 D04v01r03, the following phablet procedures should be applied to evaluate SAR compliance for each applicable wireless modes and frequency band. Devices marketed as phablets, regardless of form factors and operating characteristics must be tested as a phablet to determine SAR compliance

1. The normally required head and body-worn accessory SAR test procedures for handsets, including hotspot mode, must be applied.
2. The UMPC mini-tablet procedures must also be applied to test the SAR of all surfaces and edges with an antenna located at  $\leq 25$  mm from that surface or edge, in direct contact with a flat phantom, for 10-g Product Specific SAR according to the body-equivalent tissue dielectric parameters in KDB 865664 to address interactive hand use exposure conditions.<sup>6</sup> The UMPC mini-tablet 1-g SAR at 5 mm is not required. When hotspot mode applies, 10-g Product Specific SAR is required only for the surfaces and edges with hotspot mode 1-g reported SAR > 1.2 W/kg.

### **11.6 Wireless Router**

Some battery-operated handsets have the capability to transmit and receive user through simultaneous transmission of WIFI simultaneously with a separate licensed transmitter. The FCC has provided guidance in FCC KDB Publication 941225 D06 v02r01 where SAR test considerations for handsets ( $L \times W \geq 9$  cm x 5 cm) are based on a composite test separation distance of 10mm from the front, back and edges of the device containing transmitting antennas within 2.5cm of their edges, determined from general mixed use conditions for this type of devices. Since the hotspot SAR results may overlap with the body-worn accessory SAR requirements, the more conservative configurations can be considered, thus excluding some body-worn accessory SAR tests.

When the user enables the personal wireless router functions for the handset, actual operations include simultaneous transmission of both the WIFI transmitter and another licensed transmitter. Both transmitters often do not transmit at the same transmitting frequency and thus cannot be evaluated for SAR under actual use conditions due to the limitations of the SAR assessment probes. Therefore, SAR must be evaluated for each frequency transmission and mode separately and spatially summed with the WIFI transmitter according to FCC KDB Publication 447498 D01v06 publication procedures. The "Portable Hotspot" feature on the handset was NOT activated during SAR assessments, to ensure the SAR measurements were evaluated for a single transmission frequency RF signal at a time.



## 12. Conducted RF Output Power (Unit: dBm)

### <GSM Conducted Power>

**General Note:**

1. Per KDB 447498 D01v06, the maximum output power channel is used for SAR testing and for further SAR test reduction.
2. Per KDB 941225 D01v03r01, for SAR test reduction for GSM / GPRS / EDGE modes is determined by the source-based time-averaged output power including tune-up tolerance. The mode with highest specified time-averaged output power should be tested for SAR compliance in the applicable exposure conditions. For modes with the same specified maximum output power and tolerance, the higher number time-slot configuration should be tested. Therefore, the GPRS (4Tx slots) for GSM850/GSM1900 is considered as the primary mode.
3. Other configurations of GSM / GPRS / EDGE are considered as secondary modes. The 3G SAR test reduction procedure is applied, when the maximum output power and tune-up tolerance specified for production units in a secondary mode is  $\leq \frac{1}{4}$  dB higher than the primary mode, SAR measurement is not required for the secondary mode

### <At-Head and Default Power Mode >

GSM850 TX Channel	Burst Average Power (dBm)			Tune-up Limit (dBm)	Frame-Average Power (dBm)			Tune-up Limit (dBm)
	128	189	251		128	189	251	
Frequency (MHz)	824.2	836.4	848.8		824.2	836.4	848.8	
GSM 1 Tx slot	32.62	32.65	32.91	33.50	23.62	23.65	23.91	24.50
GPRS 1 Tx slot	32.68	32.67	32.94	33.50	23.68	23.67	23.94	24.50
GPRS 2 Tx slots	28.51	28.58	28.67	30.50	22.51	22.58	22.67	24.50
GPRS 3 Tx slots	26.78	26.81	26.75	28.75	22.52	22.55	22.49	24.49
GPRS 4 Tx slots	25.81	25.88	25.71	27.50	22.81	22.88	22.71	24.50
EDGE 1 Tx slot	25.46	25.43	25.38	28.00	16.46	16.43	16.38	19.00
EDGE 2 Tx slots	25.15	25.10	25.12	28.00	19.15	19.10	19.12	22.00
EDGE 3 Tx slots	24.50	24.31	24.28	26.25	20.24	20.05	20.02	21.99
EDGE 4 Tx slots	23.34	23.30	23.35	25.00	20.34	20.30	20.35	22.00

GSM1900 TX Channel	Burst Average Power (dBm)			Tune-up Limit (dBm)	Frame-Average Power (dBm)			Tune-up Limit (dBm)
	512	661	810		512	661	810	
Frequency (MHz)	1850.2	1880	1909.8		1850.2	1880	1909.8	
GSM 1 Tx slot	28.50	28.56	28.57	30.50	19.50	19.56	19.57	21.50
GPRS 1 Tx slot	28.51	28.61	28.65	30.50	19.51	19.61	19.65	21.50
GPRS 2 Tx slots	25.58	25.50	25.52	27.50	19.58	19.50	19.52	21.50
GPRS 3 Tx slots	23.91	23.77	23.87	25.75	19.65	19.51	19.61	21.49
GPRS 4 Tx slots	22.57	22.50	22.51	24.50	19.57	19.50	19.51	21.50
EDGE 1 Tx slot	24.53	24.47	24.59	27.00	15.53	15.47	15.59	18.00
EDGE 2 Tx slots	24.22	24.12	24.15	27.00	18.22	18.12	18.15	21.00
EDGE 3 Tx slots	23.05	22.97	23.07	25.25	18.79	18.71	18.81	20.99
EDGE 4 Tx slots	21.50	21.41	21.54	24.00	18.50	18.41	18.54	21.00



**<Near-body and Hotspot Mode>**

GSM850 TX Channel	Burst Average Power (dBm)			Tune-up Limit (dBm)	Frame-Average Power (dBm)			Tune-up Limit (dBm)
	128	189	251		128	189	251	
Frequency (MHz)	824.2	836.4	848.8		824.2	836.4	848.8	
GSM 1 Tx slot	32.62	32.65	32.91	33.50	23.62	23.65	23.91	24.50
GPRS 1 Tx slot	32.68	32.67	32.94	33.50	23.68	23.67	23.94	24.50
GPRS 2 Tx slots	28.51	28.58	28.67	30.50	22.51	22.58	22.67	24.50
GPRS 3 Tx slots	26.78	26.81	26.75	28.75	22.52	22.55	22.49	24.49
GPRS 4 Tx slots	25.81	25.88	25.71	27.50	22.81	22.88	22.71	24.50
EDGE 1 Tx slot	25.46	25.43	25.38	28.00	16.46	16.43	16.38	19.00
EDGE 2 Tx slots	25.15	25.10	25.12	28.00	19.15	19.10	19.12	22.00
EDGE 3 Tx slots	24.50	24.31	24.28	26.25	20.24	20.05	20.02	21.99
EDGE 4 Tx slots	23.34	23.30	23.35	25.00	20.34	20.30	20.35	22.00

GSM1900 TX Channel	Burst Average Power (dBm)			Tune-up Limit (dBm)	Frame-Average Power (dBm)			Tune-up Limit (dBm)
	512	661	810		512	661	810	
Frequency (MHz)	1850.2	1880	1909.8		1850.2	1880	1909.8	
GSM 1 Tx slot	28.50	28.56	28.57	30.50	19.50	19.56	19.57	21.50
GPRS 1 Tx slot	28.51	28.61	28.65	30.50	19.51	19.61	19.65	21.50
GPRS 2 Tx slots	25.58	25.50	25.52	27.50	19.58	19.50	19.52	21.50
GPRS 3 Tx slots	23.91	23.77	23.87	25.75	19.65	19.51	19.61	21.49
GPRS 4 Tx slots	22.57	22.50	22.51	24.50	19.57	19.50	19.51	21.50
EDGE 1 Tx slot	24.53	24.47	24.59	27.00	15.53	15.47	15.59	18.00
EDGE 2 Tx slots	24.22	24.12	24.15	27.00	18.22	18.12	18.15	21.00
EDGE 3 Tx slots	23.05	22.97	23.07	25.25	18.79	18.71	18.81	20.99
EDGE 4 Tx slots	21.50	21.41	21.54	24.00	18.50	18.41	18.54	21.00

**<WCDMA Conducted Power>**

1. The following tests were conducted according to the test requirements outlines in 3GPP TS 34.121 specification.
2. The procedures in KDB 941225 D01v03r01 are applied for 3GPP Rel. 6 HSPA to configure the device in the required sub-test mode(s) to determine SAR test exclusion.
3. For DC-HSDPA, the device was configured according to the H-Set 12, Fixed Reference Channel (FRC) configuration in Table C.8.1.12 of 3GPP TS 34.121-1, with the primary and the secondary serving HS-DSCH Cell enabled during the power measurement.

A summary of these settings are illustrated below:

**HSDPA Setup Configuration:**

- a. The EUT was connected to Base Station Agilent E5515C referred to the Setup Configuration.
- b. The RF path losses were compensated into the measurements.
- c. A call was established between EUT and Base Station with following setting:
  - i. Set Gain Factors ( $\beta_c$  and  $\beta_d$ ) and parameters were set according to each
  - ii. Specific sub-test in the following table, C10.1.4, quoted from the TS 34.121
  - iii. Set RMC 12.2Kbps + HSDPA mode.
  - iv. Set Cell Power = -86 dBm
  - v. Set HS-DSCH Configuration Type to FRC (H-set 1, QPSK)
  - vi. Select HSDPA Uplink Parameters
  - vii. Set Delta ACK, Delta NACK and Delta CQI = 8
  - viii. Set Ack-Nack Repetition Factor to 3
  - ix. Set CQI Feedback Cycle (k) to 4 ms
  - x. Set CQI Repetition Factor to 2
  - xi. Power Ctrl Mode = All Up bits
- d. The transmitted maximum output power was recorded.

**Table C.10.1.4:  $\beta$  values for transmitter characteristics tests with HS-DPCCH**

Sub-test	$\beta_c$	$\beta_d$	$\beta_d$ (SF)	$\beta_c/\beta_d$	$\beta_{HS}$ (Note 1, Note 2)	CM (dB) (Note 3)	MPR (dB) (Note 3)
1	2/15	15/15	64	2/15	4/15	0.0	0.0
2	12/15 (Note 4)	15/15 (Note 4)	64	12/15 (Note 4)	24/15	1.0	0.0
3	15/15	8/15	64	15/8	30/15	1.5	0.5
4	15/15	4/15	64	15/4	30/15	1.5	0.5

Note 1:  $\Delta_{ACK}, \Delta_{NACK}$  and  $\Delta_{CQI} = 30/15$  with  $\beta_{HS} = 30/15 * \beta_c$ .

Note 2: For the HS-DPCCH power mask requirement test in clause 5.2C, 5.7A, and the Error Vector Magnitude (EVM) with HS-DPCCH test in clause 5.13.1A, and HSDPA EVM with phase discontinuity in clause 5.13.1AA,  $\Delta_{ACK}$  and  $\Delta_{NACK} = 30/15$  with  $\beta_{HS} = 30/15 * \beta_c$ , and  $\Delta_{CQI} = 24/15$  with  $\beta_{HS} = 24/15 * \beta_c$ .

Note 3: CM = 1 for  $\beta_c/\beta_d = 12/15, \beta_{HS}/\beta_c = 24/15$ . For all other combinations of DPCCH, DPDCCH and HS-DPCCH the MPR is based on the relative CM difference. This is applicable for only UEs that support HSDPA in release 6 and later releases.

Note 4: For subtest 2 the  $\beta_c/\beta_d$  ratio of 12/15 for the TFC during the measurement period (TF1, TF0) is achieved by setting the signalled gain factors for the reference TFC (TF1, TF1) to  $\beta_c = 11/15$  and  $\beta_d = 15/15$ .

**Setup Configuration**

**HSUPA Setup Configuration:**

- a. The EUT was connected to Base Station Agilent E5515C referred to the Setup Configuration.
- b. The RF path losses were compensated into the measurements.
- c. A call was established between EUT and Base Station with following setting \* :
  - i. Call Configs = 5.2B, 5.9B, 5.10B, and 5.13.2B with QPSK
  - ii. Set the Gain Factors ( $\beta_c$  and  $\beta_d$ ) and parameters (AG Index) were set according to each specific sub-test in the following table, C11.1.3, quoted from the TS 34.121
  - iii. Set Cell Power = -86 dBm
  - iv. Set Channel Type = 12.2k + HSPA
  - v. Set UE Target Power
  - vi. Power Ctrl Mode= Alternating bits
  - vii. Set and observe the E-TFCl
  - viii. Confirm that E-TFCl is equal to the target E-TFCl of 75 for sub-test 1, and other subtest's E-TFCl
- d. The transmitted maximum output power was recorded.

**Table C.11.1.3:  $\beta$  values for transmitter characteristics tests with HS-DPCCH and E-DCH**

Sub-test	$\beta_c$	$\beta_d$	$\beta_d$ (SF)	$\beta_c/\beta_d$	$\beta_{HS}$ (Note1)	$\beta_{ec}$	$\beta_{ed}$ (Note 4) (Note 5)	$\beta_{ed}$ (SF)	$\beta_{ed}$ (Codes)	CM (dB) (Note 2)	MPR (dB) (Note 2) (Note 6)	AG Index (Note 5)	E-TFCl
1	11/15 (Note 3)	15/15 (Note 3)	64	11/15 (Note 3)	22/15	209/25	1309/225	4	1	1.0	0.0	20	75
2	6/15	15/15	64	6/15	12/15	12/15	94/75	4	1	3.0	2.0	12	67
3	15/15	9/15	64	15/9	30/15	30/15	$\beta_{ed1}$ : 47/15 $\beta_{ed2}$ : 47/15	4	2	2.0	1.0	15	92
4	2/15	15/15	64	2/15	4/15	2/15	56/75	4	1	3.0	2.0	17	71
5	15/15	0	-	-	5/15	5/15	47/15	4	1	1.0	0.0	12	67

Note 1: For sub-test 1 to 4,  $\Delta_{ACK}$ ,  $\Delta_{NACK}$  and  $\Delta_{CQI} = 30/15$  with  $\beta_{hs} = 30/15 * \beta_c$ . For sub-test 5,  $\Delta_{ACK}$ ,  $\Delta_{NACK}$  and  $\Delta_{CQI} = 5/15$  with  $\beta_{hs} = 5/15 * \beta_c$ .

Note 2: CM = 1 for  $\beta_c/\beta_d = 12/15$ ,  $\beta_{hs}/\beta_c = 24/15$ . For all other combinations of DPDCH, DPCCH, HS-DPCCH, E-DPDCH and E-DPCCH the MPR is based on the relative CM difference.

Note 3: For subtest 1 the  $\beta_c/\beta_d$  ratio of 11/15 for the TFC during the measurement period (TF1, TF0) is achieved by setting the signalled gain factors for the reference TFC (TF1, TF1) to  $\beta_c = 10/15$  and  $\beta_d = 15/15$ .

Note 4: In case of testing by UE using E-DPDCH Physical Layer category 1, Sub-test 3 is omitted according to TS25.306 Table 5.1g.

Note 5:  $\beta_{ed}$  can not be set directly; it is set by Absolute Grant Value.

Note 6: For subtests 2, 3 and 4, UE may perform E-DPDCH power scaling at max power which could results in slightly smaller MPR values.

**Setup Configuration**

**DC-HSDPA 3GPP release 8 Setup Configuration:**

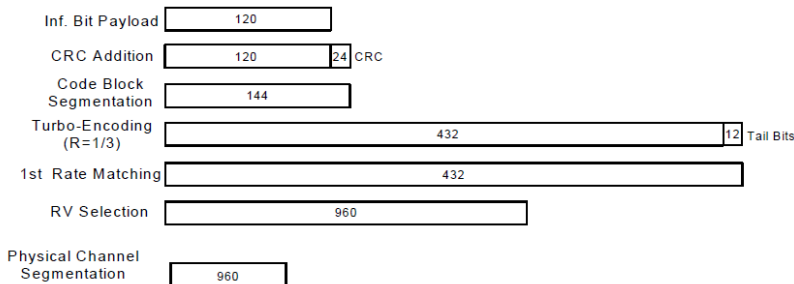
- a. The EUT was connected to Base Station Agilent E5515C referred to the Setup Configuration below
- b. The RF path losses were compensated into the measurements.
- c. A call was established between EUT and Base Station with following setting:
  - i. Set RMC 12.2Kbps + HSDPA mode.
  - ii. Set Cell Power = -25 dBm
  - iii. Set HS-DSCH Configuration Type to FRC (H-set 12, QPSK)
  - iv. Select HSDPA Uplink Parameters
  - v. Set Gain Factors ( $\beta_c$  and  $\beta_d$ ) and parameters were set according to each Specific sub-test in the following table, C10.1.4, quoted from the TS 34.121
    - a). Subtest 1:  $\beta_c/\beta_d=2/15$
    - b). Subtest 2:  $\beta_c/\beta_d=12/15$
    - c). Subtest 3:  $\beta_c/\beta_d=15/8$
    - d). Subtest 4:  $\beta_c/\beta_d=15/4$
  - vi. Set Delta ACK, Delta NACK and Delta CQI = 8
  - vii. Set Ack-Nack Repetition Factor to 3
  - viii. Set CQI Feedback Cycle (k) to 4 ms
  - ix. Set CQI Repetition Factor to 2
  - x. Power Ctrl Mode = All Up bits
- d. The transmitted maximum output power was recorded.

The following tests were conducted according to the test requirements outlines in 3GPP TS 34.121 specification. A summary of these settings are illustrated below:

**C.8.1.12 Fixed Reference Channel Definition H-Set 12**

**Table C.8.1.12: Fixed Reference Channel H-Set 12**

Parameter	Unit	Value
Nominal Avg. Inf. Bit Rate	kbps	60
Inter-TTI Distance	TTI's	1
Number of HARQ Processes	Processes	6
Information Bit Payload ( $N_{INF}$ )	Bits	120
Number Code Blocks	Blocks	1
Binary Channel Bits Per TTI	Bits	960
Total Available SML's in UE	SML's	19200
Number of SML's per HARQ Proc.	SML's	3200
Coding Rate		0.15
Number of Physical Channel Codes	Codes	1
Modulation		QPSK
Note 1: The RMC is intended to be used for DC-HSDPA mode and both cells shall transmit with identical parameters as listed in the table. Note 2: Maximum number of transmission is limited to 1, i.e., retransmission is not allowed. The redundancy and constellation version 0 shall be used.		



**Figure C.8.19: Coding rate for Fixed reference Channel H-Set 12 (QPSK)**

**Setup Configuration**



**<WCDMA Conducted Power>**

**General Note:**

1. Per KDB 941225 D01v03r01, for SAR testing is measured using a 12.2 kbps RMC with TPC bits configured to all "1's".
2. Per KDB 941225 D01v03r01, RMC 12.2kbps setting is used to evaluate SAR. The maximum output power and tune-up tolerance specified for production units in HSDPA / HSUPA / DC-HSDPA is  $\leq \frac{1}{4}$  dB higher than RMC 12.2Kbps or when the highest reported SAR of the RMC12.2Kbps is scaled by the ratio of specified maximum output power and tune-up tolerance of HSDPA / HSUPA / DC-HSDPA to RMC12.2Kbps and the adjusted SAR is  $\leq 1.2$  W/kg, SAR measurement is not required for HSDPA / HSUPA / DC-HSDPA, and according to the following RF output power, the output power results of the secondary modes (HSUPA, HSDPA, DC-HSDPA) are less than  $\frac{1}{4}$  dB higher than the primary modes; therefore, SAR measurement is not required for HSDPA / HSUPA / DC-HSDPA.

**<At-Head Power Mode>**

Band		WCDMA II			Tune-up Limit (dBm)	WCDMA IV			Tune-up Limit (dBm)	WCDMA V			Tune-up Limit (dBm)
TX Channel		9262	9400	9538		1312	1413	1513		4132	4182	4233	
Rx Channel		9662	9800	9938	1537	1638	1738	4357	4407	4458			
Frequency (MHz)		1852.4	1880	1907.6	1712.4	1732.6	1752.6	826.4	836.4	846.6			
3GPP Rel 99	AMR 12.2Kbps	22.32	22.31	22.35	24.00	22.08	22.21	22.29	24.00	23.02	22.90	22.73	24.00
3GPP Rel 99	RMC 12.2Kbps	22.38	22.34	22.37	24.00	22.12	22.25	22.32	24.00	23.05	22.92	22.75	24.00
3GPP Rel 6	HSDPA Subtest-1	21.35	21.30	21.35	23.00	21.20	21.24	21.40	23.00	22.08	21.83	21.72	23.00
3GPP Rel 6	HSDPA Subtest-2	21.34	21.29	21.33	23.00	21.11	21.17	21.39	23.00	22.10	21.86	21.79	23.00
3GPP Rel 6	HSDPA Subtest-3	20.81	20.85	20.80	22.50	20.72	20.68	20.81	22.50	21.61	21.36	21.31	22.50
3GPP Rel 6	HSDPA Subtest-4	20.80	20.83	20.82	22.50	20.70	20.65	20.79	22.50	21.58	21.34	21.30	22.50
3GPP Rel 8	DC-HSDPA Subtest-1	21.33	21.20	21.16	23.00	21.16	21.07	21.32	23.00	22.03	21.71	21.60	23.00
3GPP Rel 8	DC-HSDPA Subtest-2	21.32	21.23	21.31	23.00	21.04	21.10	21.22	23.00	22.00	21.81	21.79	23.00
3GPP Rel 8	DC-HSDPA Subtest-3	20.61	20.66	20.68	22.50	20.72	20.58	20.81	22.50	21.48	21.19	21.24	22.50
3GPP Rel 8	DC-HSDPA Subtest-4	20.69	20.63	20.75	22.50	20.66	20.56	20.72	22.50	21.54	21.29	21.30	22.50
3GPP Rel 6	HSUPA Subtest-1	21.06	21.05	21.00	23.00	21.10	21.03	21.09	23.00	21.96	21.90	21.74	23.00
3GPP Rel 6	HSUPA Subtest-2	19.02	19.00	19.05	21.00	19.00	19.05	19.12	21.00	19.94	19.87	19.68	21.00
3GPP Rel 6	HSUPA Subtest-3	20.07	20.03	20.01	22.00	20.05	20.00	20.18	22.00	20.91	20.88	20.66	22.00
3GPP Rel 6	HSUPA Subtest-4	19.00	19.02	19.01	21.00	19.12	19.00	19.07	21.00	19.96	19.85	19.68	21.00
3GPP Rel 6	HSUPA Subtest-5	21.36	21.32	21.34	23.00	21.16	21.23	21.30	23.00	22.07	21.94	21.67	23.00



**<Default Power Mode>**

Band		WCDMA II			Tune-up Limit (dBm)	WCDMA IV			Tune-up Limit (dBm)	WCDMA V			Tune-up Limit (dBm)
TX Channel		9262	9400	9538		1312	1413	1513		4132	4182	4233	
Rx Channel		9662	9800	9938	1537	1638	1738	4357	4407	4458			
Frequency (MHz)		1852.4	1880	1907.6	1712.4	1732.6	1752.6	826.4	836.4	846.6			
3GPP Rel 99	AMR 12.2Kbps	21.94	21.78	21.71	23.50	22.08	22.21	22.29	24.00	23.02	22.90	22.73	24.00
3GPP Rel 99	RMC 12.2Kbps	21.95	21.80	21.72	23.50	22.12	22.25	22.32	24.00	23.05	22.92	22.75	24.00
3GPP Rel 6	HSDPA Subtest-1	20.94	20.78	20.71	22.50	21.20	21.24	21.40	23.00	22.08	21.83	21.72	23.00
3GPP Rel 6	HSDPA Subtest-2	20.93	20.76	20.70	22.50	21.11	21.17	21.39	23.00	22.10	21.86	21.79	23.00
3GPP Rel 6	HSDPA Subtest-3	20.48	20.32	20.22	22.00	20.72	20.68	20.81	22.50	21.61	21.36	21.31	22.50
3GPP Rel 6	HSDPA Subtest-4	20.46	20.31	20.21	22.00	20.70	20.65	20.79	22.50	21.58	21.34	21.30	22.50
3GPP Rel 8	DC-HSDPA Subtest-1	20.92	20.77	20.70	22.50	21.16	21.07	21.32	23.00	22.03	21.71	21.60	23.00
3GPP Rel 8	DC-HSDPA Subtest-2	20.91	20.74	20.70	22.50	21.04	21.10	21.22	23.00	22.00	21.81	21.79	23.00
3GPP Rel 8	DC-HSDPA Subtest-3	20.47	20.30	20.30	22.00	20.72	20.58	20.81	22.50	21.48	21.19	21.24	22.50
3GPP Rel 8	DC-HSDPA Subtest-4	20.43	20.28	20.20	22.00	20.66	20.56	20.72	22.50	21.54	21.29	21.30	22.50
3GPP Rel 6	HSUPA Subtest-1	20.93	20.76	20.70	22.50	21.10	21.03	21.09	23.00	21.96	21.90	21.74	23.00
3GPP Rel 6	HSUPA Subtest-2	18.93	18.77	18.72	20.50	19.00	19.05	19.12	21.00	19.94	19.87	19.68	21.00
3GPP Rel 6	HSUPA Subtest-3	19.95	19.76	19.71	21.50	20.05	20.00	20.18	22.00	20.91	20.88	20.66	22.00
3GPP Rel 6	HSUPA Subtest-4	18.92	18.76	18.70	20.50	19.12	19.00	19.07	21.00	19.96	19.85	19.68	21.00
3GPP Rel 6	HSUPA Subtest-5	20.96	20.78	20.72	22.50	21.16	21.23	21.30	23.00	22.07	21.94	21.67	23.00

**<Near-body and Hotspot Mode>**

Band		WCDMA II			Tune-up Limit (dBm)	WCDMA IV			Tune-up Limit (dBm)	WCDMA V			Tune-up Limit (dBm)
TX Channel		9262	9400	9538		1312	1413	1513		4132	4182	4233	
Rx Channel		9662	9800	9938	1537	1638	1738	4357	4407	4458			
Frequency (MHz)		1852.4	1880	1907.6	1712.4	1732.6	1752.6	826.4	836.4	846.6			
3GPP Rel 99	AMR 12.2Kbps	21.25	21.07	21.00	23.00	21.15	21.06	21.08	23.00	21.98	21.96	21.77	23.00
3GPP Rel 99	RMC 12.2Kbps	21.26	21.08	21.01	23.00	21.17	21.15	21.09	23.00	22.01	21.97	21.80	23.00
3GPP Rel 6	HSDPA Subtest-1	20.24	20.08	20.00	22.00	20.18	20.11	20.08	22.00	21.11	20.98	20.70	22.00
3GPP Rel 6	HSDPA Subtest-2	20.25	20.10	20.01	22.00	20.17	20.12	20.06	22.00	21.10	20.96	20.69	22.00
3GPP Rel 6	HSDPA Subtest-3	19.75	19.61	19.52	21.50	19.68	19.52	19.59	21.50	20.66	20.53	20.28	21.50
3GPP Rel 6	HSDPA Subtest-4	19.76	19.60	19.51	21.50	19.66	19.51	19.58	21.50	20.65	20.51	20.26	21.50
3GPP Rel 8	DC-HSDPA Subtest-1	20.23	20.07	20.00	22.00	20.16	20.00	20.06	22.00	21.09	20.97	20.67	22.00
3GPP Rel 8	DC-HSDPA Subtest-2	20.24	20.08	20.00	22.00	20.14	20.00	20.05	22.00	21.07	20.95	20.66	22.00
3GPP Rel 8	DC-HSDPA Subtest-3	19.73	19.59	19.51	21.50	19.67	19.51	19.57	21.50	20.65	20.52	20.26	21.50
3GPP Rel 8	DC-HSDPA Subtest-4	19.75	19.57	19.50	21.50	19.64	19.50	19.56	21.50	20.63	20.48	20.23	21.50
3GPP Rel 6	HSUPA Subtest-1	20.23	20.08	20.02	22.00	20.15	20.01	20.06	22.00	21.02	20.97	20.68	22.00
3GPP Rel 6	HSUPA Subtest-2	18.23	18.09	18.02	20.00	18.14	18.01	18.05	20.00	19.10	19.01	18.75	20.00
3GPP Rel 6	HSUPA Subtest-3	19.22	19.08	19.01	21.00	19.15	19.00	19.07	21.00	20.05	19.98	19.65	21.00
3GPP Rel 6	HSUPA Subtest-4	18.21	18.08	18.01	20.00	18.15	18.00	18.06	20.00	19.04	18.98	18.66	20.00
3GPP Rel 6	HSUPA Subtest-5	20.26	20.13	20.02	22.00	20.15	20.01	20.08	22.00	21.12	20.96	20.89	22.00



**<CDMA2000 Conducted Power>**

**General Note:**

1. Per KDB 941225 D01v03r01, SAR for head exposure is measured in RC3 with the handset configured to transmit at full rate in SO55.
2. Per KDB 941225 D01v03r01, in Hotspot mode EUT is treated as data device and SAR is tested with Ev-Do Rev 0 (RTAP 153.6kbps) as the primary mode.
3. Per KDB 941225 D01v03r01, for Body-worn accessory SAR is measured in RC3 with the handset configured in TDSO/SO32 to transmit at full rate on FCH only with all other code channels disabled. The body-worn accessory procedures in KDB Publication 447498 are applied. The 3G SAR test reduction procedure is applied to the multiple code channel configuration (FCH+SCH), with FCH only as the primary mode.

**<At-Head and Default Power Mode>**

Band	CDMA BC0			Tune-up Limit (dBm)	CDMA BC1			Tune-up Limit (dBm)	CDMA BC10			Tune-up Limit (dBm)
	1013	384	777		25	600	1175		476	580	684	
TX Channel	824.7	836.52	848.31	1851.25	1880	1908.75	817.9	820.5	823.1			
Frequency (MHz)												
RC1 SO55	24.25	24.09	23.97	25.00	23.51	23.52	23.47	25.00	24.37	24.26	24.12	25.00
RC3 SO55	24.23	24.18	24.08	25.00	23.60	23.60	23.56	25.00	24.29	24.11	24.20	25.00
RC3 SO32 (F+SCH)	24.24	24.08	23.96	25.00	23.54	23.54	23.46	25.00	24.39	24.22	24.08	25.00
RC3 SO32 (+SCH)	24.24	24.06	23.97	25.00	23.57	23.57	23.52	25.00	24.35	24.25	24.09	25.00
RTAP 153.6Kbps	24.24	24.20	24.10	25.00	23.54	23.54	23.47	25.00	24.30	24.20	24.08	25.00
RETAP 4096Bits	24.18	24.20	24.01	25.00	23.57	23.57	23.53	25.00	24.29	24.26	24.29	25.00

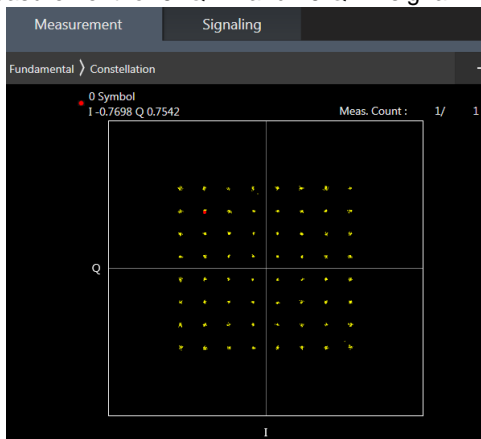
**<Near-body and Hotspot Mode>**

Band	CDMA BC0			Tune-up Limit (dBm)	CDMA BC1			Tune-up Limit (dBm)	CDMA BC10			Tune-up Limit (dBm)
	1013	384	777		25	600	1175		476	580	684	
TX Channel	824.7	836.52	848.31	1851.25	1880	1908.75	817.9	820.5	823.1			
Frequency (MHz)												
RC1 SO55	23.23	23.11	23.02	24.00	22.55	22.54	22.46	24.00	22.85	22.78	22.65	23.50
RC3 SO55	23.24	23.09	22.98	24.00	22.53	22.57	22.43	24.00	22.86	22.73	22.60	23.50
RC3 SO32 (F+SCH)	23.24	23.09	22.99	24.00	22.57	22.58	22.34	24.00	22.85	22.73	22.59	23.50
RC3 SO32 (+SCH)	23.24	23.10	22.98	24.00	22.53	22.55	22.36	24.00	22.85	22.73	22.59	23.50
RTAP 153.6Kbps	23.25	23.23	23.10	24.00	22.54	22.59	22.45	24.00	22.77	22.75	22.71	23.50
RETAP 4096Bits	23.24	23.22	23.10	24.00	22.54	22.58	22.44	24.00	22.77	22.72	22.71	23.50

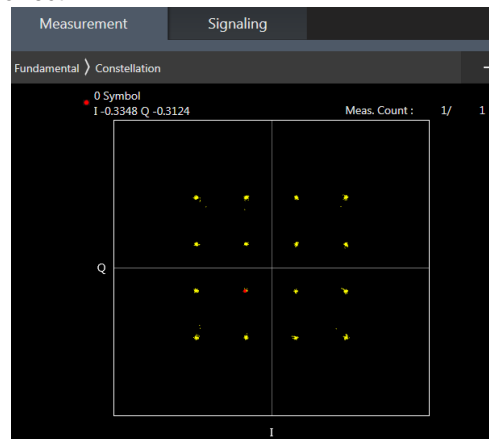
**<LTE Conducted Power>**

**General Note:**

1. Anritsu MT8820C base station simulator was used to setup the connection with EUT; the frequency band, channel bandwidth, RB allocation configuration, modulation type are set in the base station simulator to configure EUT transmitting at maximum power and at different configurations which are requested to be reported to FCC, for conducted power measurement and SAR testing.
2. Per KDB 941225 D05v02r05, when a properly configured base station simulator is used for the SAR and power measurements, spectrum plots for each RB allocation and offset configuration is not required.
3. Per KDB 941225 D05v02r05, start with the largest channel bandwidth and measure SAR for QPSK with 1 RB allocation, using the RB offset and required test channel combination with the highest maximum output power for RB offsets at the upper edge, middle and lower edge of each required test channel.
4. Per KDB 941225 D05v02r05, 50% RB allocation for QPSK SAR testing follows 1RB QPSK allocation procedure.
5. Per KDB 941225 D05v02r05, For QPSK with 100% RB allocation, SAR is not required when the highest maximum output power for 100 % RB allocation is less than the highest maximum output power in 50% and 1 RB allocations and the highest reported SAR for 1 RB and 50% RB allocation are  $\leq 0.8$  W/kg. Otherwise, SAR is measured for the highest output power channel; and if the reported SAR is  $> 1.45$  W/kg, the remaining required test channels must also be tested.
6. Per KDB 941225 D05v02r05, 16QAM/64QAM output power for each RB allocation configuration is  $>$  not  $\frac{1}{2}$  dB higher than the same configuration in QPSK and the reported SAR for the QPSK configuration is  $\leq 1.45$  W/kg; Per KDB 941225 D05v02r05, 16QAM/64QAM SAR testing is not required.
7. Per KDB 941225 D05v02r05, Smaller bandwidth output power for each RB allocation configuration is  $>$  not  $\frac{1}{2}$  dB higher than the same configuration in the largest supported bandwidth, and the reported SAR for the largest supported bandwidth is  $\leq 1.45$  W/kg; Per KDB 941225 D05v02r05, smaller bandwidth SAR testing is not required.
8. For LTE B4 / B5 / B12 / B17 / B26 / B38 the maximum bandwidth does not support three non-overlapping channels, per KDB 941225 D05v02r05, when a device supports overlapping channel assignment in a channel bandwidth configuration, the middle channel of the group of overlapping channels should be selected for testing.
9. According to 2017 TCB workshop, for 64 QAM and 16 QAM should be verified by checking the signal constellation with a call box to avoid incorrect maximum power levels due to MPR and other requirements associated with signal modulation, and the following figure is taken from the "Fundamental Measurement >> Modulation Analysis >> constellation" mode of the device connect to the MT8821C base station, therefore the conducted power measurement for 64QAM and 16 QAM signal modulation are correct.



**64QAM**



**16QAM**



<At-Head Power Mode>

<LTE Band 2>

BW [MHz]	Modulation	RB Size	RB Offset	Power Low Ch. / Freq.	Power Middle Ch. / Freq.	Power High Ch. / Freq.	Tune-up limit (dBm)	MPR (dB)
Channel				18700	18900	19100		
Frequency (MHz)				1860	1880	1900		
20	QPSK	1	0	22.44	22.46	22.55	24	0
20	QPSK	1	49	22.01	22.08	22.28		
20	QPSK	1	99	22.14	22.18	22.29		
20	QPSK	50	0	21.29	21.22	21.48	23	1
20	QPSK	50	24	21.17	21.16	21.41		
20	QPSK	50	50	21.10	21.14	21.42		
20	QPSK	100	0	21.27	21.21	21.42	23	1
20	16QAM	1	0	21.73	21.73	21.75		
20	16QAM	1	49	21.31	21.38	21.54		
20	16QAM	1	99	21.44	21.46	21.54	22	2
20	16QAM	50	0	20.34	20.26	20.45		
20	16QAM	50	24	20.16	20.19	20.42		
20	16QAM	50	50	20.10	20.16	20.40	22	2
20	16QAM	100	0	20.27	20.18	20.41		
20	64QAM	1	0	21.67	21.70	21.74		
20	64QAM	1	49	21.24	21.28	21.48	22	2
20	64QAM	1	99	21.35	21.38	21.49		
20	64QAM	50	0	20.33	20.24	20.46		
20	64QAM	50	24	20.15	20.18	20.43	21	3
20	64QAM	50	50	20.10	20.13	20.38		
20	64QAM	100	0	20.28	20.19	20.43		
Channel				18675	18900	19125	Tune-up limit (dBm)	MPR (dB)
Frequency (MHz)				1857.5	1880	1902.5		
15	QPSK	1	0	22.23	22.19	22.38	24	0
15	QPSK	1	37	22.06	22.05	22.25		
15	QPSK	1	74	22.01	22.05	22.26		
15	QPSK	36	0	21.23	21.17	21.41	23	1
15	QPSK	36	20	21.21	21.13	21.41		
15	QPSK	36	39	21.06	21.10	21.36		
15	QPSK	75	0	21.23	21.16	21.40	23	1
15	16QAM	1	0	21.52	21.47	21.63		
15	16QAM	1	37	21.37	21.33	21.55		
15	16QAM	1	74	21.24	21.35	21.51	22	2
15	16QAM	36	0	20.27	20.20	20.46		
15	16QAM	36	20	20.22	20.16	20.39		
15	16QAM	36	39	20.05	20.13	20.40	22	2
15	16QAM	75	0	20.22	20.18	20.39		
15	64QAM	1	0	21.46	21.38	21.61		
15	64QAM	1	37	21.31	21.25	21.46	22	2
15	64QAM	1	74	21.18	21.25	21.49		
15	64QAM	36	0	20.23	20.20	20.42		
15	64QAM	36	20	20.22	20.17	20.41	21	3
15	64QAM	36	39	20.08	20.12	20.37		
15	64QAM	75	0	20.20	20.15	20.38		



Channel				18650	18900	19150	Tune-up limit (dBm)	MPR (dB)
Frequency (MHz)				1855	1880	1905		
10	QPSK	1	0	22.35	22.33	22.35	24	0
10	QPSK	1	25	22.07	22.04	22.29		
10	QPSK	1	49	22.16	22.22	22.29		
10	QPSK	25	0	21.19	21.15	21.40	23	1
10	QPSK	25	12	21.15	21.10	21.39		
10	QPSK	25	25	21.15	21.12	21.39		
10	QPSK	50	0	21.16	21.14	21.40	23	1
10	16QAM	1	0	21.62	21.62	21.61		
10	16QAM	1	25	21.36	21.34	21.56		
10	16QAM	1	49	21.40	21.51	21.49	22	2
10	16QAM	25	0	20.21	20.16	20.40		
10	16QAM	25	12	20.19	20.16	20.41		
10	16QAM	25	25	20.15	20.11	20.37	21	3
10	16QAM	50	0	20.20	20.17	20.42		
10	64QAM	1	0	21.59	21.53	21.51		
10	64QAM	1	25	21.29	21.27	21.49	22	2
10	64QAM	1	49	21.33	21.42	21.42		
10	64QAM	25	0	20.19	20.19	20.39		
10	64QAM	25	12	20.16	20.15	20.38	21	3
10	64QAM	25	25	20.14	20.11	20.34		
10	64QAM	50	0	20.18	20.14	20.40		
Channel				18625	18900	19175	Tune-up limit (dBm)	MPR (dB)
Frequency (MHz)				1852.5	1880	1907.5		
5	QPSK	1	0	22.08	22.09	22.32	24	0
5	QPSK	1	12	22.02	22.00	22.29		
5	QPSK	1	24	22.05	22.03	22.31		
5	QPSK	12	0	21.13	21.11	21.37	23	1
5	QPSK	12	7	21.14	21.12	21.38		
5	QPSK	12	13	21.07	21.11	21.36		
5	QPSK	25	0	21.08	21.09	21.36	23	1
5	16QAM	1	0	21.38	21.38	21.60		
5	16QAM	1	12	21.33	21.37	21.56		
5	16QAM	1	24	21.35	21.35	21.48	22	2
5	16QAM	12	0	20.17	20.16	20.42		
5	16QAM	12	7	20.16	20.16	20.41		
5	16QAM	12	13	20.13	20.11	20.35	22	2
5	16QAM	25	0	20.13	20.12	20.38		
5	64QAM	1	0	21.30	21.30	21.54		
5	64QAM	1	12	21.24	21.24	21.51	22	2
5	64QAM	1	24	21.26	21.24	21.41		
5	64QAM	12	0	20.15	20.16	20.40		
5	64QAM	12	7	20.14	20.16	20.41	21	3
5	64QAM	12	13	20.11	20.14	20.40		
5	64QAM	25	0	20.10	20.10	20.37		



Channel				18615	18900	19185	Tune-up limit (dBm)	MPR (dB)
Frequency (MHz)				1851.5	1880	1908.5		
3	QPSK	1	0	22.02	22.00	22.25	24	0
3	QPSK	1	8	22.01	22.05	22.24		
3	QPSK	1	14	22.04	22.05	22.24		
3	QPSK	8	0	21.05	21.07	21.33	23	1
3	QPSK	8	4	21.09	21.08	21.37		
3	QPSK	8	7	21.04	21.03	21.34		
3	QPSK	15	0	21.03	21.04	21.33		
3	16QAM	1	0	21.29	21.30	21.54	23	1
3	16QAM	1	8	21.29	21.33	21.50		
3	16QAM	1	14	21.27	21.30	21.42		
3	16QAM	8	0	20.13	20.13	20.40	22	2
3	16QAM	8	4	20.14	20.13	20.41		
3	16QAM	8	7	20.10	20.11	20.37		
3	16QAM	15	0	20.11	20.09	20.37		
3	64QAM	1	0	21.22	21.22	21.44	22	2
3	64QAM	1	8	21.19	21.19	21.41		
3	64QAM	1	14	21.22	21.22	21.41		
3	64QAM	8	0	20.07	20.10	20.35	21	3
3	64QAM	8	4	20.07	20.12	20.39		
3	64QAM	8	7	20.04	20.07	20.36		
3	64QAM	15	0	20.04	20.06	20.35		
Channel				18607	18900	19193	Tune-up limit (dBm)	MPR (dB)
Frequency (MHz)				1850.7	1880	1909.3		
1.4	QPSK	1	0	22.04	22.07	22.19	24	0
1.4	QPSK	1	3	22.00	22.00	22.24		
1.4	QPSK	1	5	22.04	22.05	22.17		
1.4	QPSK	3	0	22.07	22.04	22.25		
1.4	QPSK	3	1	22.01	22.06	22.32		
1.4	QPSK	3	3	22.08	22.09	22.26		
1.4	QPSK	6	0	21.02	21.05	21.29	23	1
1.4	16QAM	1	0	21.21	21.23	21.40	23	1
1.4	16QAM	1	3	21.30	21.32	21.46		
1.4	16QAM	1	5	21.21	21.23	21.36		
1.4	16QAM	3	0	21.03	21.04	21.25		
1.4	16QAM	3	1	21.05	21.09	21.30		
1.4	16QAM	3	3	21.00	21.02	21.23		
1.4	16QAM	6	0	20.08	20.08	20.35	22	2
1.4	64QAM	1	0	21.17	21.14	21.41	22	2
1.4	64QAM	1	3	21.21	21.20	21.44		
1.4	64QAM	1	5	21.14	21.13	21.37		
1.4	64QAM	3	0	21.13	21.16	21.37		
1.4	64QAM	3	1	21.18	21.17	21.41		
1.4	64QAM	3	3	21.11	21.13	21.35		
1.4	64QAM	6	0	19.99	20.02	20.26	21	3



<LTE Band 4>

BW [MHz]	Modulation	RB Size	RB Offset	Power Low Ch. / Freq.	Power Middle Ch. / Freq.	Power High Ch. / Freq.	Tune-up limit (dBm)	MPR (dB)
Channel				20050	20175	20300		
Frequency (MHz)				1720	1732.5	1745		
20	QPSK	1	0	22.47	22.48	22.45	24	0
20	QPSK	1	49	22.26	22.22	22.34		
20	QPSK	1	99	22.11	22.15	22.28		
20	QPSK	50	0	21.43	21.46	21.44	23	1
20	QPSK	50	24	21.39	21.27	21.41		
20	QPSK	50	50	21.22	21.38	21.28		
20	QPSK	100	0	21.39	21.30	21.43		
20	16QAM	1	0	21.73	21.73	21.75	23	1
20	16QAM	1	49	21.61	21.55	21.63		
20	16QAM	1	99	21.46	21.42	21.59		
20	16QAM	50	0	20.42	20.36	20.40	22	2
20	16QAM	50	24	20.35	20.29	20.46		
20	16QAM	50	50	20.19	20.21	20.37		
20	16QAM	100	0	20.38	20.26	20.43		
20	64QAM	1	0	21.68	21.62	21.68	22	2
20	64QAM	1	49	21.48	21.42	21.53		
20	64QAM	1	99	21.36	21.34	21.48		
20	64QAM	50	0	20.43	20.38	20.46	21	3
20	64QAM	50	24	20.37	20.30	20.47		
20	64QAM	50	50	20.23	20.25	20.41		
20	64QAM	100	0	20.38	20.31	20.49		
Channel				20025	20175	20325		
Frequency (MHz)				1717.5	1732.5	1747.5		
15	QPSK	1	0	22.28	22.39	22.42	24	0
15	QPSK	1	37	22.14	22.21	22.32		
15	QPSK	1	74	22.05	22.16	22.30		
15	QPSK	36	0	21.29	21.30	21.49	23	1
15	QPSK	36	20	21.24	21.25	21.44		
15	QPSK	36	39	21.09	21.20	21.38		
15	QPSK	75	0	21.23	21.24	21.44		
15	16QAM	1	0	21.58	21.69	21.70	23	1
15	16QAM	1	37	21.50	21.57	21.62		
15	16QAM	1	74	21.36	21.48	21.62		
15	16QAM	36	0	20.27	20.31	20.47	22	2
15	16QAM	36	20	20.23	20.24	20.42		
15	16QAM	36	39	20.08	20.20	20.39		
15	16QAM	75	0	20.22	20.26	20.43		
15	64QAM	1	0	21.53	21.59	21.63	22	2
15	64QAM	1	37	21.35	21.39	21.52		
15	64QAM	1	74	21.26	21.38	21.53		
15	64QAM	36	0	20.30	20.34	20.50	21	3
15	64QAM	36	20	20.25	20.33	20.45		
15	64QAM	36	39	20.11	20.27	20.43		
15	64QAM	75	0	20.23	20.27	20.44		



Channel				20000	20175	20350	Tune-up limit (dBm)	MPR (dB)
Frequency (MHz)				1715	1732.5	1750		
10	QPSK	1	0	22.24	22.30	22.47	24	0
10	QPSK	1	25	22.15	22.20	22.35		
10	QPSK	1	49	22.11	22.16	22.33		
10	QPSK	25	0	21.23	21.27	21.44	23	1
10	QPSK	25	12	21.20	21.22	21.42		
10	QPSK	25	25	21.17	21.21	21.38		
10	QPSK	50	0	21.21	21.24	21.42	23	1
10	16QAM	1	0	21.52	21.60	21.70		
10	16QAM	1	25	21.44	21.49	21.63		
10	16QAM	1	49	21.43	21.45	21.60	22	2
10	16QAM	25	0	20.21	20.26	20.43		
10	16QAM	25	12	20.19	20.25	20.41		
10	16QAM	25	25	20.14	20.20	20.36	21	3
10	16QAM	50	0	20.21	20.25	20.44		
10	64QAM	1	0	21.42	21.53	21.64		
10	64QAM	1	25	21.37	21.44	21.58	22	2
10	64QAM	1	49	21.35	21.39	21.54		
10	64QAM	25	0	20.25	20.30	20.47		
10	64QAM	25	12	20.25	20.29	20.45	21	3
10	64QAM	25	25	20.20	20.24	20.38		
10	64QAM	50	0	20.23	20.27	20.46		
Channel				19975	20175	20375	Tune-up limit (dBm)	MPR (dB)
Frequency (MHz)				1712.5	1732.5	1752.5		
5	QPSK	1	0	22.16	22.23	22.40	24	0
5	QPSK	1	12	22.11	22.18	22.32		
5	QPSK	1	24	22.13	22.16	22.31		
5	QPSK	12	0	21.19	21.24	21.41	23	1
5	QPSK	12	7	21.19	21.26	21.37		
5	QPSK	12	13	21.15	21.20	21.38		
5	QPSK	25	0	21.14	21.19	21.40	23	1
5	16QAM	1	0	21.46	21.56	21.69		
5	16QAM	1	12	21.44	21.54	21.66		
5	16QAM	1	24	21.44	21.51	21.64	22	2
5	16QAM	12	0	20.17	20.26	20.40		
5	16QAM	12	7	20.18	20.24	20.43		
5	16QAM	12	13	20.14	20.18	20.34	22	2
5	16QAM	25	0	20.13	20.22	20.36		
5	64QAM	1	0	21.39	21.47	21.62		
5	64QAM	1	12	21.29	21.39	21.54	22	2
5	64QAM	1	24	21.29	21.36	21.54		
5	64QAM	12	0	20.23	20.30	20.45		
5	64QAM	12	7	20.23	20.31	20.45	21	3
5	64QAM	12	13	20.21	20.27	20.42		
5	64QAM	25	0	20.19	20.26	20.40		



Channel				19965	20175	20385	Tune-up limit (dBm)	MPR (dB)
Frequency (MHz)				1711.5	1732.5	1753.5		
3	QPSK	1	0	22.18	22.18	22.33	24	0
3	QPSK	1	8	22.17	22.15	22.30		
3	QPSK	1	14	22.16	22.12	22.28		
3	QPSK	8	0	21.24	21.19	21.36	23	1
3	QPSK	8	4	21.24	21.18	21.37		
3	QPSK	8	7	21.19	21.18	21.31		
3	QPSK	15	0	21.19	21.19	21.34	23	1
3	16QAM	1	0	21.48	21.52	21.62		
3	16QAM	1	8	21.49	21.47	21.62		
3	16QAM	1	14	21.47	21.46	21.57	22	2
3	16QAM	8	0	20.27	20.24	20.41		
3	16QAM	8	4	20.29	20.24	20.41		
3	16QAM	8	7	20.28	20.21	20.38	21	3
3	16QAM	15	0	20.24	20.19	20.33		
3	64QAM	1	0	21.39	21.39	21.55		
3	64QAM	1	8	21.39	21.38	21.52	22	2
3	64QAM	1	14	21.39	21.35	21.52		
3	64QAM	8	0	20.26	20.26	20.40		
3	64QAM	8	4	20.28	20.26	20.41	21	3
3	64QAM	8	7	20.26	20.22	20.40		
3	64QAM	15	0	20.23	20.21	20.38		
Channel				19957	20175	20393	Tune-up limit (dBm)	MPR (dB)
Frequency (MHz)				1710.7	1732.5	1754.3		
1.4	QPSK	1	0	22.11	22.11	22.27	24	0
1.4	QPSK	1	3	22.17	22.19	22.36		
1.4	QPSK	1	5	22.09	22.10	22.26		
1.4	QPSK	3	0	22.14	22.16	22.31		
1.4	QPSK	3	1	22.19	22.20	22.37		
1.4	QPSK	3	3	22.15	22.15	22.29		
1.4	QPSK	6	0	21.05	21.10	21.30	23	1
1.4	16QAM	1	0	21.38	21.41	21.54	23	1
1.4	16QAM	1	3	21.45	21.48	21.62		
1.4	16QAM	1	5	21.37	21.39	21.54		
1.4	16QAM	3	0	21.16	21.18	21.37		
1.4	16QAM	3	1	21.24	21.23	21.38		
1.4	16QAM	3	3	21.16	21.16	21.33		
1.4	16QAM	6	0	20.21	20.17	20.38	22	2
1.4	64QAM	1	0	21.33	21.32	21.50	22	2
1.4	64QAM	1	3	21.38	21.39	21.53		
1.4	64QAM	1	5	21.32	21.28	21.49		
1.4	64QAM	3	0	21.31	21.27	21.45		
1.4	64QAM	3	1	21.34	21.35	21.50		
1.4	64QAM	3	3	21.30	21.27	21.44		
1.4	64QAM	6	0	20.17	20.16	20.32	21	3



<LTE Band 5>

BW [MHz]	Modulation	RB Size	RB Offset	Power Low Ch. / Freq.	Power Middle Ch. / Freq.	Power High Ch. / Freq.	Tune-up limit (dBm)	MPR (dB)
Channel				20450	20525	20600		
Frequency (MHz)				829	836.5	844		
10	QPSK	1	0	22.80	22.61	22.54	24	0
10	QPSK	1	25	22.67	22.52	22.46		
10	QPSK	1	49	22.59	22.41	22.36		
10	QPSK	25	0	21.80	21.62	21.55	23	1
10	QPSK	25	12	21.79	21.55	21.55		
10	QPSK	25	25	21.72	21.53	21.48		
10	QPSK	50	0	21.74	21.59	21.50		
10	16QAM	1	0	21.96	21.80	21.74	23	1
10	16QAM	1	25	21.89	21.74	21.70		
10	16QAM	1	49	21.82	21.64	21.57		
10	16QAM	25	0	20.82	20.60	20.56	22	2
10	16QAM	25	12	20.81	20.59	20.56		
10	16QAM	25	25	20.71	20.54	20.46		
10	16QAM	50	0	20.78	20.58	20.52		
10	64QAM	1	0	21.27	21.13	21.05	22	2
10	64QAM	1	25	21.22	21.07	20.98		
10	64QAM	1	49	21.12	20.94	20.89		
10	64QAM	25	0	20.18	19.99	19.92	21	3
10	64QAM	25	12	20.16	19.96	19.93		
10	64QAM	25	25	20.08	19.91	19.82		
10	64QAM	50	0	20.16	19.96	19.89		
Channel				20425	20525	20625	Tune-up limit (dBm)	MPR (dB)
Frequency (MHz)				826.5	836.5	846.5		
5	QPSK	1	0	22.79	22.56	22.60	24	0
5	QPSK	1	12	22.75	22.52	22.53		
5	QPSK	1	24	22.73	22.49	22.52		
5	QPSK	12	0	21.79	21.56	21.61	23	1
5	QPSK	12	7	21.80	21.59	21.61		
5	QPSK	12	13	21.76	21.54	21.55		
5	QPSK	25	0	21.77	21.54	21.59		
5	16QAM	1	0	21.97	21.80	21.78	23	1
5	16QAM	1	12	21.90	21.77	21.76		
5	16QAM	1	24	21.87	21.70	21.64		
5	16QAM	12	0	20.82	20.60	20.59	22	2
5	16QAM	12	7	20.81	20.61	20.58		
5	16QAM	12	13	20.78	20.52	20.57		
5	16QAM	25	0	20.79	20.57	20.59		
5	64QAM	1	0	21.26	21.08	21.09	22	2
5	64QAM	1	12	21.19	21.04	21.03		
5	64QAM	1	24	21.17	21.00	20.98		
5	64QAM	12	0	20.20	19.95	19.97	21	3
5	64QAM	12	7	20.22	19.97	19.99		
5	64QAM	12	13	20.17	19.92	19.97		
5	64QAM	25	0	20.16	19.93	19.92		



Channel				20415	20525	20635	Tune-up limit (dBm)	MPR (dB)
Frequency (MHz)				825.5	836.5	847.5		
3	QPSK	1	0	22.79	22.55	22.57	24	0
3	QPSK	1	8	22.77	22.49	22.52		
3	QPSK	1	14	22.74	22.50	22.50		
3	QPSK	8	0	21.81	21.54	21.59	23	1
3	QPSK	8	4	21.80	21.53	21.58		
3	QPSK	8	7	21.77	21.50	21.56		
3	QPSK	15	0	21.77	21.51	21.54	23	1
3	16QAM	1	0	21.93	21.76	21.76		
3	16QAM	1	8	21.93	21.77	21.72		
3	16QAM	1	14	21.88	21.71	21.65	22	2
3	16QAM	8	0	20.85	20.61	20.65		
3	16QAM	8	4	20.86	20.64	20.65		
3	16QAM	8	7	20.82	20.57	20.61	21	3
3	16QAM	15	0	20.79	20.55	20.58		
3	64QAM	1	0	21.28	21.12	21.05		
3	64QAM	1	8	21.23	21.12	21.03	22	2
3	64QAM	1	14	21.21	21.10	20.98		
3	64QAM	8	0	20.19	20.06	19.94		
3	64QAM	8	4	20.20	20.06	19.96	21	3
3	64QAM	8	7	20.17	20.02	19.93		
3	64QAM	15	0	20.14	20.00	19.93		
Channel				20407	20525	20643	Tune-up limit (dBm)	MPR (dB)
Frequency (MHz)				824.7	836.5	848.3		
1.4	QPSK	1	0	22.68	22.44	22.43	24	0
1.4	QPSK	1	3	22.73	22.49	22.46		
1.4	QPSK	1	5	22.66	22.41	22.39		
1.4	QPSK	3	0	22.73	22.50	22.47		
1.4	QPSK	3	1	22.77	22.56	22.51		
1.4	QPSK	3	3	22.72	22.49	22.46		
1.4	QPSK	6	0	21.73	21.49	21.48	23	1
1.4	16QAM	1	0	21.86	21.67	21.64	23	1
1.4	16QAM	1	3	21.92	21.73	21.69		
1.4	16QAM	1	5	21.82	21.65	21.57		
1.4	16QAM	3	0	21.72	21.49	21.48		
1.4	16QAM	3	1	21.76	21.53	21.51		
1.4	16QAM	3	3	21.70	21.46	21.47		
1.4	16QAM	6	0	20.77	20.54	20.55	22	2
1.4	64QAM	1	0	21.19	21.08	20.98	22	2
1.4	64QAM	1	3	21.24	21.12	21.03		
1.4	64QAM	1	5	21.17	21.04	20.94		
1.4	64QAM	3	0	21.18	21.06	20.94		
1.4	64QAM	3	1	21.22	21.08	20.97		
1.4	64QAM	3	3	21.14	21.00	20.91		
1.4	64QAM	6	0	20.07	19.91	19.81	21	3



<LTE Band 7>

BW [MHz]	Modulation	RB Size	RB Offset	Power Low Ch. / Freq.	Power Middle Ch. / Freq.	Power High Ch. / Freq.	Tune-up limit (dBm)	MPR (dB)
Channel				20850	21100	21350		
Frequency (MHz)				2510	2535	2560		
20	QPSK	1	0	22.27	22.34	22.24	24	0
20	QPSK	1	49	22.09	22.24	22.08		
20	QPSK	1	99	22.15	22.18	22.14		
20	QPSK	50	0	21.26	21.33	21.28	23	1
20	QPSK	50	24	21.17	21.31	21.17		
20	QPSK	50	50	21.17	21.32	21.17		
20	QPSK	100	0	21.20	21.32	21.17		
20	16QAM	1	0	21.53	21.63	21.48	23	1
20	16QAM	1	49	21.36	21.52	21.35		
20	16QAM	1	99	21.42	21.44	21.40		
20	16QAM	50	0	20.31	20.31	20.27	22	2
20	16QAM	50	24	20.19	20.34	20.19		
20	16QAM	50	50	20.20	20.32	20.18		
20	16QAM	100	0	20.18	20.30	20.17		
20	64QAM	1	0	20.47	20.61	20.42	22	2
20	64QAM	1	49	20.31	20.44	20.25		
20	64QAM	1	99	20.35	20.38	20.31		
20	64QAM	50	0	19.30	19.33	19.29	21	3
20	64QAM	50	24	19.23	19.34	19.21		
20	64QAM	50	50	19.21	19.33	19.19		
20	64QAM	100	0	19.20	19.31	19.20		
Channel				20825	21100	21375		
Frequency (MHz)				2507.5	2535	2562.5		
15	QPSK	1	0	22.25	22.26	22.23	24	0
15	QPSK	1	37	22.20	22.21	22.08		
15	QPSK	1	74	22.13	22.27	22.14		
15	QPSK	36	0	21.25	21.30	21.20	23	1
15	QPSK	36	20	21.28	21.33	21.21		
15	QPSK	36	39	21.17	21.30	21.20		
15	QPSK	75	0	21.25	21.31	21.20		
15	16QAM	1	0	21.52	21.52	21.51	23	1
15	16QAM	1	37	21.47	21.50	21.37		
15	16QAM	1	74	21.40	21.54	21.41		
15	16QAM	36	0	20.27	20.31	20.16	22	2
15	16QAM	36	20	20.28	20.35	20.19		
15	16QAM	36	39	20.17	20.30	20.19		
15	16QAM	75	0	20.27	20.31	20.16		
15	64QAM	1	0	20.48	20.48	20.45	22	2
15	64QAM	1	37	20.41	20.43	20.29		
15	64QAM	1	74	20.34	20.47	20.32		
15	64QAM	36	0	19.29	19.33	19.21	21	3
15	64QAM	36	20	19.32	19.37	19.23		
15	64QAM	36	39	19.21	19.34	19.22		
15	64QAM	75	0	19.25	19.31	19.20		



Channel				20800	21100	21400	Tune-up limit (dBm)	MPR (dB)
Frequency (MHz)				2505	2535	2565		
10	QPSK	1	0	22.18	22.22	22.10	24	0
10	QPSK	1	25	22.16	22.22	22.10		
10	QPSK	1	49	22.03	22.23	22.10		
10	QPSK	25	0	21.18	21.24	21.12	23	1
10	QPSK	25	12	21.21	21.28	21.17		
10	QPSK	25	25	21.19	21.25	21.12		
10	QPSK	50	0	21.18	21.23	21.12	23	1
10	16QAM	1	0	21.44	21.45	21.37		
10	16QAM	1	25	21.40	21.46	21.33		
10	16QAM	1	49	21.28	21.46	21.33	22	2
10	16QAM	25	0	20.19	20.25	20.12		
10	16QAM	25	12	20.21	20.27	20.17		
10	16QAM	25	25	20.19	20.24	20.12	22	2
10	16QAM	50	0	20.19	20.25	20.11		
10	64QAM	1	0	20.35	20.37	20.27		
10	64QAM	1	25	20.36	20.38	20.27	22	2
10	64QAM	1	49	20.22	20.39	20.28		
10	64QAM	25	0	19.20	19.26	19.15		
10	64QAM	25	12	19.23	19.30	19.17	21	3
10	64QAM	25	25	19.19	19.26	19.16		
10	64QAM	50	0	19.22	19.26	19.15		
Channel				20775	21100	21425	Tune-up limit (dBm)	MPR (dB)
Frequency (MHz)				2502.5	2535	2567.5		
5	QPSK	1	0	22.11	22.20	22.08	24	0
5	QPSK	1	12	22.14	22.21	22.08		
5	QPSK	1	24	22.11	22.20	22.10		
5	QPSK	12	0	21.17	21.24	21.12	23	1
5	QPSK	12	7	21.21	21.24	21.17		
5	QPSK	12	13	21.14	21.25	21.13		
5	QPSK	25	0	21.13	21.24	21.13	23	1
5	16QAM	1	0	21.37	21.43	21.31		
5	16QAM	1	12	21.42	21.47	21.36		
5	16QAM	1	24	21.35	21.45	21.32	22	2
5	16QAM	12	0	20.19	20.26	20.15		
5	16QAM	12	7	20.20	20.27	20.20		
5	16QAM	12	13	20.15	20.23	20.15	22	2
5	16QAM	25	0	20.15	20.23	20.13		
5	64QAM	1	0	20.33	20.38	20.28		
5	64QAM	1	12	20.31	20.37	20.27	22	2
5	64QAM	1	24	20.30	20.37	20.26		
5	64QAM	12	0	19.19	19.28	19.16		
5	64QAM	12	7	19.22	19.29	19.21	21	3
5	64QAM	12	13	19.20	19.30	19.17		
5	64QAM	25	0	19.17	19.25	19.15		



<LTE Band 12>

BW [MHz]	Modulation	RB Size	RB Offset	Power Low Ch. / Freq.	Power Middle Ch. / Freq.	Power High Ch. / Freq.	Tune-up limit (dBm)	MPR (dB)
Channel				23060	23095	23130		
Frequency (MHz)				704	707.5	711		
10	QPSK	1	0	22.51	22.48	22.43	24	0
10	QPSK	1	25	22.33	22.36	22.41		
10	QPSK	1	49	22.38	22.44	22.46		
10	QPSK	25	0	21.49	21.48	21.48	23	1
10	QPSK	25	12	21.46	21.45	21.45		
10	QPSK	25	25	21.48	21.44	21.46		
10	QPSK	50	0	21.47	21.44	21.38		
10	16QAM	1	0	21.58	21.56	21.55	23	1
10	16QAM	1	25	21.68	21.56	21.63		
10	16QAM	1	49	21.55	21.65	21.72		
10	16QAM	25	0	20.42	20.47	20.43	22	2
10	16QAM	25	12	20.52	20.50	20.56		
10	16QAM	25	25	20.48	20.42	20.49		
10	16QAM	50	0	20.52	20.48	20.40		
10	64QAM	1	0	20.97	20.91	20.97	22	2
10	64QAM	1	25	21.06	20.96	21.01		
10	64QAM	1	49	20.96	21.03	21.09		
10	64QAM	25	0	19.85	19.92	19.85	21	3
10	64QAM	25	12	19.95	19.94	19.98		
10	64QAM	25	25	19.91	19.87	19.93		
10	64QAM	50	0	19.94	19.91	19.86		
Channel				23035	23095	23155		
Frequency (MHz)				701.5	707.5	713.5		
5	QPSK	1	0	22.44	22.37	22.39	24	0
5	QPSK	1	12	22.44	22.36	22.38		
5	QPSK	1	24	22.38	22.36	22.48		
5	QPSK	12	0	21.50	21.43	21.48	23	1
5	QPSK	12	7	21.50	21.44	21.48		
5	QPSK	12	13	21.48	21.42	21.57		
5	QPSK	25	0	21.50	21.43	21.45		
5	16QAM	1	0	21.67	21.63	21.64	23	1
5	16QAM	1	12	21.71	21.56	21.65		
5	16QAM	1	24	21.78	21.55	21.71		
5	16QAM	12	0	20.55	20.46	20.48	22	2
5	16QAM	12	7	20.56	20.46	20.50		
5	16QAM	12	13	20.51	20.44	20.59		
5	16QAM	25	0	20.52	20.46	20.48		
5	64QAM	1	0	20.95	21.01	21.00	22	2
5	64QAM	1	12	20.92	20.96	20.98		
5	64QAM	1	24	21.02	20.91	21.07		
5	64QAM	12	0	19.90	19.89	19.95	21	3
5	64QAM	12	7	19.90	19.91	19.95		
5	64QAM	12	13	19.88	19.91	20.03		
5	64QAM	25	0	19.84	19.87	19.88		



Channel				23025	23095	23165	Tune-up limit (dBm)	MPR (dB)
Frequency (MHz)				700.5	707.5	714.5		
3	QPSK	1	0	22.35	22.36	22.37	24	0
3	QPSK	1	8	22.34	22.36	22.48		
3	QPSK	1	14	22.33	22.35	22.44		
3	QPSK	8	0	21.39	21.41	21.41	23	1
3	QPSK	8	4	21.40	21.45	21.53		
3	QPSK	8	7	21.38	21.40	21.51		
3	QPSK	15	0	21.39	21.41	21.51	23	1
3	16QAM	1	0	21.57	21.58	21.62		
3	16QAM	1	8	21.59	21.55	21.72		
3	16QAM	1	14	21.58	21.51	21.68	22	2
3	16QAM	8	0	20.45	20.48	20.52		
3	16QAM	8	4	20.46	20.51	20.60		
3	16QAM	8	7	20.43	20.45	20.56	21	3
3	16QAM	15	0	20.42	20.43	20.53		
3	64QAM	1	0	20.93	20.97	20.97		
3	64QAM	1	8	20.94	20.93	21.09	22	2
3	64QAM	1	14	20.94	20.94	21.06		
3	64QAM	8	0	19.86	19.88	19.91		
3	64QAM	8	4	19.91	19.88	19.99	21	3
3	64QAM	8	7	19.89	19.89	19.97		
3	64QAM	15	0	19.84	19.86	19.95		
Channel				23017	23095	23173	Tune-up limit (dBm)	MPR (dB)
Frequency (MHz)				699.7	707.5	715.3		
1.4	QPSK	1	0	22.26	22.24	22.35	24	0
1.4	QPSK	1	3	22.33	22.32	22.43		
1.4	QPSK	1	5	22.35	22.24	22.34		
1.4	QPSK	3	0	22.39	22.33	22.44		
1.4	QPSK	3	1	22.46	22.40	22.49		
1.4	QPSK	3	3	22.40	22.34	22.43		
1.4	QPSK	6	0	21.44	21.33	21.45	23	1
1.4	16QAM	1	0	21.58	21.45	21.63	23	1
1.4	16QAM	1	3	21.68	21.52	21.67		
1.4	16QAM	1	5	21.59	21.45	21.61		
1.4	16QAM	3	0	21.43	21.33	21.45		
1.4	16QAM	3	1	21.48	21.37	21.49		
1.4	16QAM	3	3	21.42	21.28	21.41		
1.4	16QAM	6	0	20.52	20.42	20.51	22	2
1.4	64QAM	1	0	20.88	20.89	21.00	22	2
1.4	64QAM	1	3	20.94	20.94	21.07		
1.4	64QAM	1	5	20.87	20.87	20.99		
1.4	64QAM	3	0	20.84	20.87	20.96		
1.4	64QAM	3	1	20.91	20.90	21.03		
1.4	64QAM	3	3	20.85	20.82	20.94		
1.4	64QAM	6	0	19.74	19.74	19.86	21	3



<LTE Band 17>

BW [MHz]	Modulation	RB Size	RB Offset	Power Low Ch. / Freq.	Power Middle Ch. / Freq.	Power High Ch. / Freq.	Tune-up limit (dBm)	MPR (dB)
Channel				23780	23790	23800		
Frequency (MHz)				709	710	711		
10	QPSK	1	0	22.44	22.45	22.43		
10	QPSK	1	25	22.39	22.44	22.41	24	0
10	QPSK	1	49	22.40	22.38	22.37		
10	QPSK	25	0	21.56	21.58	21.56		
10	QPSK	25	12	21.53	21.55	21.55	23	1
10	QPSK	25	25	21.55	21.51	21.50		
10	QPSK	50	0	21.54	21.51	21.50		
10	16QAM	1	0	21.63	21.59	21.64	23	1
10	16QAM	1	25	21.63	21.65	21.67		
10	16QAM	1	49	21.64	21.63	21.59		
10	16QAM	25	0	20.56	20.54	20.53	22	2
10	16QAM	25	12	20.58	20.56	20.52		
10	16QAM	25	25	20.50	20.49	20.47		
10	16QAM	50	0	20.57	20.52	20.50	22	2
10	64QAM	1	0	21.01	20.95	21.04		
10	64QAM	1	25	21.00	20.99	20.99		
10	64QAM	1	49	20.99	21.01	20.97	22	2
10	64QAM	25	0	20.02	19.97	19.96		
10	64QAM	25	12	20.03	20.01	19.96		
10	64QAM	25	25	19.95	19.94	19.92	21	3
10	64QAM	50	0	20.02	19.98	19.96		
Channel				23755	23790	23825		
Frequency (MHz)				706.5	710	713.5		
5	QPSK	1	0	22.32	22.40	22.42		
5	QPSK	1	12	22.41	22.43	22.37		
5	QPSK	1	24	22.41	22.41	22.36		
5	QPSK	12	0	21.44	21.52	21.48		
5	QPSK	12	7	21.58	21.54	21.49	23	1
5	QPSK	12	13	21.56	21.50	21.47		
5	QPSK	25	0	21.52	21.51	21.48		
5	16QAM	1	0	21.64	21.60	21.61	23	1
5	16QAM	1	12	21.70	21.65	21.65		
5	16QAM	1	24	21.62	21.65	21.59		
5	16QAM	12	0	20.51	20.53	20.49	22	2
5	16QAM	12	7	20.60	20.52	20.50		
5	16QAM	12	13	20.56	20.48	20.48		
5	16QAM	25	0	20.55	20.52	20.48	22	2
5	64QAM	1	0	21.00	21.00	20.98		
5	64QAM	1	12	21.05	20.99	20.99		
5	64QAM	1	24	21.02	20.99	20.97	22	2
5	64QAM	12	0	19.94	19.99	19.95		
5	64QAM	12	7	20.03	20.02	19.95		
5	64QAM	12	13	20.02	19.96	19.92	21	3
5	64QAM	25	0	19.99	19.94	19.88		



<LTE Band 26>

BW [MHz]	Modulation	RB Size	RB Offset	Power Low Ch. / Freq.	Power Middle Ch. / Freq.	Power High Ch. / Freq.	Tune-up limit (dBm)	MPR (dB)
Channel				26765	26865	26965		
Frequency (MHz)				821.5	831.5	841.5		
15	QPSK	1	0	22.85	22.66	22.72		
15	QPSK	1	37	22.83	22.70	22.50	24	0
15	QPSK	1	74	22.73	22.55	22.32		
15	QPSK	36	0	21.93	21.86	21.71		
15	QPSK	36	20	21.86	21.85	21.62	23	1
15	QPSK	36	39	21.84	21.69	21.50		
15	QPSK	75	0	21.90	21.75	21.55		
15	16QAM	1	0	22.06	21.93	21.96	23	1
15	16QAM	1	37	22.08	21.97	21.75		
15	16QAM	1	74	21.97	21.80	21.58		
15	16QAM	36	0	20.86	20.86	20.75	22	2
15	16QAM	36	20	20.97	20.82	20.63		
15	16QAM	36	39	20.83	20.73	20.49		
15	16QAM	75	0	20.93	20.79	20.59	22	2
15	64QAM	1	0	21.34	21.22	21.26		
15	64QAM	1	37	21.26	21.24	21.05		
15	64QAM	1	74	21.13	21.06	20.90	22	2
15	64QAM	36	0	20.11	20.21	20.09		
15	64QAM	36	20	20.20	20.19	19.97		
15	64QAM	36	39	20.11	20.06	19.86	21	3
15	64QAM	75	0	20.12	20.13	19.91		
Channel				26740	26865	26990		
Frequency (MHz)				819	831.5	844		
10	QPSK	1	0	22.72	22.68	22.53		
10	QPSK	1	25	22.74	22.69	22.45		
10	QPSK	1	49	22.68	22.60	22.35	24	0
10	QPSK	25	0	21.72	21.79	21.54		
10	QPSK	25	12	21.78	21.74	21.53		
10	QPSK	25	25	21.73	21.69	21.48	23	1
10	QPSK	50	0	21.76	21.72	21.50		
10	16QAM	1	0	21.90	21.89	21.75		
10	16QAM	1	25	21.95	21.89	21.70	23	1
10	16QAM	1	49	21.85	21.81	21.58		
10	16QAM	25	0	20.73	20.79	20.57		
10	16QAM	25	12	20.81	20.75	20.54	22	2
10	16QAM	25	25	20.75	20.68	20.46		
10	16QAM	50	0	20.79	20.73	20.52		
10	64QAM	1	0	21.20	21.12	21.04	22	2
10	64QAM	1	25	21.22	21.16	20.95		
10	64QAM	1	49	21.14	21.08	20.84		
10	64QAM	25	0	20.08	20.14	19.92	21	3
10	64QAM	25	12	20.17	20.14	19.89		
10	64QAM	25	25	20.10	20.06	19.81		
10	64QAM	50	0	20.15	20.12	19.88		



Channel				26715	26865	27015	Tune-up limit (dBm)	MPR (dB)
Frequency (MHz)				816.5	831.5	846.5		
5	QPSK	1	0	22.79	22.73	22.49	24	0
5	QPSK	1	12	22.76	22.68	22.42		
5	QPSK	1	24	22.83	22.65	22.41		
5	QPSK	12	0	21.82	21.76	21.50	23	1
5	QPSK	12	7	21.81	21.74	21.51		
5	QPSK	12	13	21.78	21.70	21.43		
5	QPSK	25	0	21.80	21.72	21.48		
5	16QAM	1	0	21.99	21.90	21.69	23	1
5	16QAM	1	12	22.00	21.91	21.64		
5	16QAM	1	24	22.02	21.85	21.59		
5	16QAM	12	0	20.75	20.75	20.50	22	2
5	16QAM	12	7	20.75	20.74	20.49		
5	16QAM	12	13	20.72	20.69	20.46		
5	16QAM	25	0	20.71	20.71	20.48		
5	64QAM	1	0	21.20	21.20	21.00	22	2
5	64QAM	1	12	21.13	21.14	20.93		
5	64QAM	1	24	21.23	21.14	20.89		
5	64QAM	12	0	20.10	20.13	19.88	21	3
5	64QAM	12	7	20.09	20.15	19.89		
5	64QAM	12	13	20.07	20.09	19.84		
5	64QAM	12	13	20.07	20.09	19.84		
5	64QAM	25	0	20.06	20.09	19.81		
Channel				26705	26865	27025	Tune-up limit (dBm)	MPR (dB)
Frequency (MHz)				815.5	831.5	847.5		
3	QPSK	1	0	22.82	22.71	22.44	24	0
3	QPSK	1	8	22.75	22.67	22.42		
3	QPSK	1	14	22.75	22.63	22.41		
3	QPSK	8	0	21.81	21.70	21.46	23	1
3	QPSK	8	4	21.79	21.74	21.45		
3	QPSK	8	7	21.79	21.68	21.44		
3	QPSK	15	0	21.78	21.71	21.43		
3	16QAM	1	0	21.95	21.86	21.66	23	1
3	16QAM	1	8	21.98	21.87	21.61		
3	16QAM	1	14	21.94	21.84	21.54		
3	16QAM	8	0	20.87	20.78	20.51	22	2
3	16QAM	8	4	20.87	20.79	20.52		
3	16QAM	8	7	20.83	20.76	20.49		
3	16QAM	15	0	20.81	20.73	20.47		
3	64QAM	1	0	21.17	21.18	20.93		
3	64QAM	1	8	21.14	21.16	20.91	22	2
3	64QAM	1	14	21.15	21.15	20.86		
3	64QAM	8	0	20.10	20.10	19.87	21	3
3	64QAM	8	4	20.10	20.12	19.87		
3	64QAM	8	7	20.07	20.09	19.84		
3	64QAM	15	0	20.02	20.05	19.79		



Channel				26697	26865	27033	Tune-up limit (dBm)	MPR (dB)
Frequency (MHz)				814.7	831.5	848.3		
1.4	QPSK	1	0	22.71	22.59	22.59	24	0
1.4	QPSK	1	3	22.73	22.66	22.66		
1.4	QPSK	1	5	22.68	22.57	22.57		
1.4	QPSK	3	0	22.75	22.64	22.64		
1.4	QPSK	3	1	22.81	22.70	22.70		
1.4	QPSK	3	3	22.76	22.64	22.64		
1.4	QPSK	6	0	21.74	21.64	21.64	23	1
1.4	16QAM	1	0	21.91	21.79	21.79	23	1
1.4	16QAM	1	3	21.97	21.86	21.86		
1.4	16QAM	1	5	21.89	21.77	21.77		
1.4	16QAM	3	0	21.75	21.64	21.64		
1.4	16QAM	3	1	21.79	21.68	21.68		
1.4	16QAM	3	3	21.73	21.61	21.61		
1.4	16QAM	6	0	20.78	20.70	20.70	22	2
1.4	64QAM	1	0	21.12	21.11	20.86	22	2
1.4	64QAM	1	3	21.18	21.16	20.88		
1.4	64QAM	1	5	21.09	21.10	20.80		
1.4	64QAM	3	0	21.10	21.09	20.84		
1.4	64QAM	3	1	21.13	21.11	20.87		
1.4	64QAM	3	3	21.09	21.07	20.83		
1.4	64QAM	6	0	19.96	19.96	19.71	21	3



<Default Power Mode>

<LTE Band 2>

BW [MHz]	Modulation	RB Size	RB Offset	Power Low Ch. / Freq.	Power Middle Ch. / Freq.	Power High Ch. / Freq.	Tune-up limit (dBm)	MPR (dB)
Channel				18700	18900	19100		
Frequency (MHz)				1860	1880	1900		
20	QPSK	1	0	21.95	21.91	21.99	23	0
20	QPSK	1	49	21.48	21.52	21.73		
20	QPSK	1	99	21.62	21.63	21.74		
20	QPSK	50	0	21.57	21.45	21.69	23	0
20	QPSK	50	24	21.40	21.41	21.62		
20	QPSK	50	50	21.34	21.38	21.61		
20	QPSK	100	0	21.52	21.44	21.64	23	0
20	16QAM	1	0	21.97	21.98	21.98		
20	16QAM	1	49	21.54	21.61	21.76		
20	16QAM	1	99	21.69	21.69	21.77	22	1
20	16QAM	50	0	20.59	20.48	20.71		
20	16QAM	50	24	20.41	20.44	20.65		
20	16QAM	50	50	20.36	20.40	20.63	22	1
20	16QAM	100	0	20.52	20.42	20.65		
20	64QAM	1	0	21.91	21.94	21.98		
20	64QAM	1	49	21.48	21.55	21.72	22	1
20	64QAM	1	99	21.60	21.62	21.72		
20	64QAM	50	0	20.55	20.47	20.70		
20	64QAM	50	24	20.39	20.43	20.65	21	2
20	64QAM	50	50	20.34	20.37	20.61		
20	64QAM	100	0	20.52	20.39	20.65		
Channel				18675	18900	19125	Tune-up limit (dBm)	MPR (dB)
Frequency (MHz)				1857.5	1880	1902.5		
15	QPSK	1	0	21.54	21.46	21.67	23	0
15	QPSK	1	37	21.37	21.33	21.55		
15	QPSK	1	74	21.27	21.33	21.56		
15	QPSK	36	0	21.50	21.42	21.67	23	0
15	QPSK	36	20	21.45	21.40	21.64		
15	QPSK	36	39	21.32	21.35	21.59		
15	QPSK	75	0	21.49	21.38	21.63	23	0
15	16QAM	1	0	21.78	21.74	21.87		
15	16QAM	1	37	21.63	21.65	21.81		
15	16QAM	1	74	21.52	21.62	21.76	22	1
15	16QAM	36	0	20.52	20.46	20.65		
15	16QAM	36	20	20.50	20.43	20.65		
15	16QAM	36	39	20.31	20.38	20.62	22	1
15	16QAM	75	0	20.48	20.43	20.66		
15	64QAM	1	0	21.73	21.68	21.84		
15	64QAM	1	37	21.57	21.51	21.74	22	1
15	64QAM	1	74	21.46	21.52	21.73		
15	64QAM	36	0	20.51	20.44	20.68		
15	64QAM	36	20	20.48	20.43	20.66	21	2
15	64QAM	36	39	20.35	20.38	20.60		
15	64QAM	75	0	20.44	20.40	20.62		



Channel				18650	18900	19150	Tune-up limit (dBm)	MPR (dB)
Frequency (MHz)				1855	1880	1905		
10	QPSK	1	0	21.64	21.58	21.60	23	0
10	QPSK	1	25	21.35	21.32	21.53		
10	QPSK	1	49	21.43	21.48	21.54		
10	QPSK	25	0	21.42	21.39	21.64	23	0
10	QPSK	25	12	21.41	21.38	21.61		
10	QPSK	25	25	21.40	21.37	21.61		
10	QPSK	50	0	21.44	21.37	21.64	23	0
10	16QAM	1	0	21.87	21.87	21.87		
10	16QAM	1	25	21.58	21.60	21.83		
10	16QAM	1	49	21.65	21.79	21.75	22	1
10	16QAM	25	0	20.46	20.43	20.64		
10	16QAM	25	12	20.45	20.39	20.64		
10	16QAM	25	25	20.39	20.36	20.61	22	1
10	16QAM	50	0	20.45	20.40	20.63		
10	64QAM	1	0	21.83	21.81	21.79		
10	64QAM	1	25	21.55	21.50	21.75	22	1
10	64QAM	1	49	21.60	21.66	21.66		
10	64QAM	25	0	20.43	20.42	20.63		
10	64QAM	25	12	20.42	20.42	20.63	21	2
10	64QAM	25	25	20.40	20.36	20.61		
10	64QAM	50	0	20.43	20.40	20.62		
Channel				18625	18900	19175	Tune-up limit (dBm)	MPR (dB)
Frequency (MHz)				1852.5	1880	1907.5		
5	QPSK	1	0	21.37	21.33	21.57	23	0
5	QPSK	1	12	21.29	21.27	21.51		
5	QPSK	1	24	21.31	21.27	21.54		
5	QPSK	12	0	21.39	21.35	21.62	23	0
5	QPSK	12	7	21.39	21.38	21.62		
5	QPSK	12	13	21.36	21.34	21.60		
5	QPSK	25	0	21.37	21.32	21.61	23	0
5	16QAM	1	0	21.64	21.62	21.83		
5	16QAM	1	12	21.61	21.60	21.79		
5	16QAM	1	24	21.57	21.60	21.71	22	1
5	16QAM	12	0	20.42	20.40	20.62		
5	16QAM	12	7	20.40	20.39	20.66		
5	16QAM	12	13	20.35	20.37	20.60	22	1
5	16QAM	25	0	20.39	20.35	20.62		
5	64QAM	1	0	21.55	21.53	21.79		
5	64QAM	1	12	21.53	21.47	21.72	22	1
5	64QAM	1	24	21.50	21.47	21.67		
5	64QAM	12	0	20.40	20.42	20.64		
5	64QAM	12	7	20.40	20.43	20.65	21	2
5	64QAM	12	13	20.38	20.39	20.64		
5	64QAM	25	0	20.36	20.36	20.58		



Channel				18615	18900	19185	Tune-up limit (dBm)	MPR (dB)
Frequency (MHz)				1851.5	1880	1908.5		
3	QPSK	1	0	21.30	21.28	21.52	23	0
3	QPSK	1	8	21.28	21.26	21.53		
3	QPSK	1	14	21.26	21.24	21.51		
3	QPSK	8	0	21.35	21.31	21.59	23	0
3	QPSK	8	4	21.35	21.34	21.60		
3	QPSK	8	7	21.31	21.29	21.59		
3	QPSK	15	0	21.34	21.33	21.60		
3	16QAM	1	0	21.54	21.57	21.74	23	0
3	16QAM	1	8	21.57	21.60	21.74		
3	16QAM	1	14	21.53	21.60	21.66		
3	16QAM	8	0	20.42	20.39	20.65	22	1
3	16QAM	8	4	20.44	20.41	20.69		
3	16QAM	8	7	20.39	20.37	20.64		
3	16QAM	15	0	20.35	20.36	20.61		
3	64QAM	1	0	21.48	21.49	21.71	22	1
3	64QAM	1	8	21.50	21.46	21.68		
3	64QAM	1	14	21.48	21.46	21.64		
3	64QAM	8	0	20.35	20.35	20.62	21	2
3	64QAM	8	4	20.37	20.37	20.65		
3	64QAM	8	7	20.33	20.35	20.61		
3	64QAM	15	0	20.34	20.34	20.58		
Channel				18607	18900	19193	Tune-up limit (dBm)	MPR (dB)
Frequency (MHz)				1850.7	1880	1909.3		
1.4	QPSK	1	0	21.24	21.24	21.47	23	0
1.4	QPSK	1	3	21.30	21.28	21.54		
1.4	QPSK	1	5	21.22	21.21	21.43		
1.4	QPSK	3	0	21.27	21.28	21.51		
1.4	QPSK	3	1	21.33	21.32	21.57		
1.4	QPSK	3	3	21.27	21.29	21.50		
1.4	QPSK	6	0	21.27	21.26	21.53	23	0
1.4	16QAM	1	0	21.47	21.49	21.63	23	0
1.4	16QAM	1	3	21.54	21.57	21.69		
1.4	16QAM	1	5	21.48	21.49	21.61		
1.4	16QAM	3	0	21.26	21.28	21.48		
1.4	16QAM	3	1	21.30	21.33	21.55		
1.4	16QAM	3	3	21.25	21.32	21.49		
1.4	16QAM	6	0	20.32	20.34	20.61	22	1
1.4	64QAM	1	0	21.42	21.42	21.62	22	1
1.4	64QAM	1	3	21.47	21.48	21.66		
1.4	64QAM	1	5	21.43	21.41	21.61		
1.4	64QAM	3	0	21.37	21.40	21.58		
1.4	64QAM	3	1	21.43	21.45	21.60		
1.4	64QAM	3	3	21.37	21.40	21.58		
1.4	64QAM	6	0	20.25	20.28	20.51	21	2



<LTE Band 4>

BW [MHz]	Modulation	RB Size	RB Offset	Power Low Ch. / Freq.	Power Middle Ch. / Freq.	Power High Ch. / Freq.	Tune-up limit (dBm)	MPR (dB)
Channel				20050	20175	20300		
Frequency (MHz)				1720	1732.5	1745		
20	QPSK	1	0	22.47	22.48	22.45	24	0
20	QPSK	1	49	22.26	22.22	22.34		
20	QPSK	1	99	22.11	22.15	22.28		
20	QPSK	50	0	21.43	21.46	21.44	23	1
20	QPSK	50	24	21.39	21.27	21.41		
20	QPSK	50	50	21.22	21.38	21.28		
20	QPSK	100	0	21.39	21.30	21.43		
20	16QAM	1	0	21.73	21.73	21.75	23	1
20	16QAM	1	49	21.61	21.55	21.63		
20	16QAM	1	99	21.46	21.42	21.59		
20	16QAM	50	0	20.42	20.36	20.40	22	2
20	16QAM	50	24	20.35	20.29	20.46		
20	16QAM	50	50	20.19	20.21	20.37		
20	16QAM	100	0	20.38	20.26	20.43		
20	64QAM	1	0	21.68	21.62	21.68	22	2
20	64QAM	1	49	21.48	21.42	21.53		
20	64QAM	1	99	21.36	21.34	21.48		
20	64QAM	50	0	20.43	20.38	20.46	21	3
20	64QAM	50	24	20.37	20.30	20.47		
20	64QAM	50	50	20.23	20.25	20.41		
20	64QAM	100	0	20.38	20.31	20.49		
Channel				20025	20175	20325		
Frequency (MHz)				1717.5	1732.5	1747.5		
15	QPSK	1	0	22.28	22.39	22.42	24	0
15	QPSK	1	37	22.14	22.21	22.32		
15	QPSK	1	74	22.05	22.16	22.30		
15	QPSK	36	0	21.29	21.30	21.49	23	1
15	QPSK	36	20	21.24	21.25	21.44		
15	QPSK	36	39	21.09	21.20	21.38		
15	QPSK	75	0	21.23	21.24	21.44		
15	16QAM	1	0	21.58	21.69	21.70	23	1
15	16QAM	1	37	21.50	21.57	21.62		
15	16QAM	1	74	21.36	21.48	21.62		
15	16QAM	36	0	20.27	20.31	20.47	22	2
15	16QAM	36	20	20.23	20.24	20.42		
15	16QAM	36	39	20.08	20.20	20.39		
15	16QAM	75	0	20.22	20.26	20.43		
15	64QAM	1	0	21.53	21.59	21.63	22	2
15	64QAM	1	37	21.35	21.39	21.52		
15	64QAM	1	74	21.26	21.38	21.53		
15	64QAM	36	0	20.30	20.34	20.50	21	3
15	64QAM	36	20	20.25	20.33	20.45		
15	64QAM	36	39	20.11	20.27	20.43		
15	64QAM	75	0	20.23	20.27	20.44		



Channel				20000	20175	20350	Tune-up limit (dBm)	MPR (dB)
Frequency (MHz)				1715	1732.5	1750		
10	QPSK	1	0	22.24	22.30	22.47	24	0
10	QPSK	1	25	22.15	22.20	22.35		
10	QPSK	1	49	22.11	22.16	22.33		
10	QPSK	25	0	21.23	21.27	21.44	23	1
10	QPSK	25	12	21.20	21.22	21.42		
10	QPSK	25	25	21.17	21.21	21.38		
10	QPSK	50	0	21.21	21.24	21.42	23	1
10	16QAM	1	0	21.52	21.60	21.70		
10	16QAM	1	25	21.44	21.49	21.63		
10	16QAM	1	49	21.43	21.45	21.60	22	2
10	16QAM	25	0	20.21	20.26	20.43		
10	16QAM	25	12	20.19	20.25	20.41		
10	16QAM	25	25	20.14	20.20	20.36	21	3
10	16QAM	50	0	20.21	20.25	20.44		
10	64QAM	1	0	21.42	21.53	21.64		
10	64QAM	1	25	21.37	21.44	21.58	22	2
10	64QAM	1	49	21.35	21.39	21.54		
10	64QAM	25	0	20.25	20.30	20.47		
10	64QAM	25	12	20.25	20.29	20.45	21	3
10	64QAM	25	25	20.20	20.24	20.38		
10	64QAM	50	0	20.23	20.27	20.46		
Channel				19975	20175	20375	Tune-up limit (dBm)	MPR (dB)
Frequency (MHz)				1712.5	1732.5	1752.5		
5	QPSK	1	0	22.16	22.23	22.40	24	0
5	QPSK	1	12	22.11	22.18	22.32		
5	QPSK	1	24	22.13	22.16	22.31		
5	QPSK	12	0	21.19	21.24	21.41	23	1
5	QPSK	12	7	21.19	21.26	21.37		
5	QPSK	12	13	21.15	21.20	21.38		
5	QPSK	25	0	21.14	21.19	21.40	23	1
5	16QAM	1	0	21.46	21.56	21.69		
5	16QAM	1	12	21.44	21.54	21.66		
5	16QAM	1	24	21.44	21.51	21.64	22	2
5	16QAM	12	0	20.17	20.26	20.40		
5	16QAM	12	7	20.18	20.24	20.43		
5	16QAM	12	13	20.14	20.18	20.34	22	2
5	16QAM	25	0	20.13	20.22	20.36		
5	64QAM	1	0	21.39	21.47	21.62		
5	64QAM	1	12	21.29	21.39	21.54	22	2
5	64QAM	1	24	21.29	21.36	21.54		
5	64QAM	12	0	20.23	20.30	20.45		
5	64QAM	12	7	20.23	20.31	20.45	21	3
5	64QAM	12	13	20.21	20.27	20.42		
5	64QAM	25	0	20.19	20.26	20.40		



Channel				19965	20175	20385	Tune-up limit (dBm)	MPR (dB)
Frequency (MHz)				1711.5	1732.5	1753.5		
3	QPSK	1	0	22.18	22.18	22.33	24	0
3	QPSK	1	8	22.17	22.15	22.30		
3	QPSK	1	14	22.16	22.12	22.28		
3	QPSK	8	0	21.24	21.19	21.36	23	1
3	QPSK	8	4	21.24	21.18	21.37		
3	QPSK	8	7	21.19	21.18	21.31		
3	QPSK	15	0	21.19	21.19	21.34	23	1
3	16QAM	1	0	21.48	21.52	21.62		
3	16QAM	1	8	21.49	21.47	21.62		
3	16QAM	1	14	21.47	21.46	21.57	22	2
3	16QAM	8	0	20.27	20.24	20.41		
3	16QAM	8	4	20.29	20.24	20.41		
3	16QAM	8	7	20.28	20.21	20.38	21	3
3	16QAM	15	0	20.24	20.19	20.33		
3	64QAM	1	0	21.39	21.39	21.55		
3	64QAM	1	8	21.39	21.38	21.52	22	2
3	64QAM	1	14	21.39	21.35	21.52		
3	64QAM	8	0	20.26	20.26	20.40		
3	64QAM	8	4	20.28	20.26	20.41	21	3
3	64QAM	8	7	20.26	20.22	20.40		
3	64QAM	15	0	20.23	20.21	20.38		
Channel				19957	20175	20393	Tune-up limit (dBm)	MPR (dB)
Frequency (MHz)				1710.7	1732.5	1754.3		
1.4	QPSK	1	0	22.11	22.11	22.27	24	0
1.4	QPSK	1	3	22.17	22.19	22.36		
1.4	QPSK	1	5	22.09	22.10	22.26		
1.4	QPSK	3	0	22.14	22.16	22.31		
1.4	QPSK	3	1	22.19	22.20	22.37		
1.4	QPSK	3	3	22.15	22.15	22.29		
1.4	QPSK	6	0	21.05	21.10	21.30	23	1
1.4	16QAM	1	0	21.38	21.41	21.54	23	1
1.4	16QAM	1	3	21.45	21.48	21.62		
1.4	16QAM	1	5	21.37	21.39	21.54		
1.4	16QAM	3	0	21.16	21.18	21.37		
1.4	16QAM	3	1	21.24	21.23	21.38		
1.4	16QAM	3	3	21.16	21.16	21.33		
1.4	16QAM	6	0	20.21	20.17	20.38	22	2
1.4	64QAM	1	0	21.33	21.32	21.50	22	2
1.4	64QAM	1	3	21.38	21.39	21.53		
1.4	64QAM	1	5	21.32	21.28	21.49		
1.4	64QAM	3	0	21.31	21.27	21.45		
1.4	64QAM	3	1	21.34	21.35	21.50		
1.4	64QAM	3	3	21.30	21.27	21.44		
1.4	64QAM	6	0	20.17	20.16	20.32	21	3



<LTE Band 5>

BW [MHz]	Modulation	RB Size	RB Offset	Power Low Ch. / Freq.	Power Middle Ch. / Freq.	Power High Ch. / Freq.	Tune-up limit (dBm)	MPR (dB)
Channel				20450	20525	20600		
Frequency (MHz)				829	836.5	844		
10	QPSK	1	0	22.80	22.61	22.54	24	0
10	QPSK	1	25	22.67	22.52	22.46		
10	QPSK	1	49	22.59	22.41	22.36		
10	QPSK	25	0	21.80	21.62	21.55	23	1
10	QPSK	25	12	21.79	21.55	21.55		
10	QPSK	25	25	21.72	21.53	21.48		
10	QPSK	50	0	21.74	21.59	21.50		
10	16QAM	1	0	21.96	21.80	21.74	23	1
10	16QAM	1	25	21.89	21.74	21.70		
10	16QAM	1	49	21.82	21.64	21.57		
10	16QAM	25	0	20.82	20.60	20.56	22	2
10	16QAM	25	12	20.81	20.59	20.56		
10	16QAM	25	25	20.71	20.54	20.46		
10	16QAM	50	0	20.78	20.58	20.52		
10	64QAM	1	0	21.27	21.13	21.05	22	2
10	64QAM	1	25	21.22	21.07	20.98		
10	64QAM	1	49	21.12	20.94	20.89		
10	64QAM	25	0	20.18	19.99	19.92	21	3
10	64QAM	25	12	20.16	19.96	19.93		
10	64QAM	25	25	20.08	19.91	19.82		
10	64QAM	50	0	20.16	19.96	19.89		
Channel				20425	20525	20625	Tune-up limit (dBm)	MPR (dB)
Frequency (MHz)				826.5	836.5	846.5		
5	QPSK	1	0	22.79	22.56	22.60	24	0
5	QPSK	1	12	22.75	22.52	22.53		
5	QPSK	1	24	22.73	22.49	22.52		
5	QPSK	12	0	21.79	21.56	21.61	23	1
5	QPSK	12	7	21.80	21.59	21.61		
5	QPSK	12	13	21.76	21.54	21.55		
5	QPSK	25	0	21.77	21.54	21.59		
5	16QAM	1	0	21.97	21.80	21.78	23	1
5	16QAM	1	12	21.90	21.77	21.76		
5	16QAM	1	24	21.87	21.70	21.64		
5	16QAM	12	0	20.82	20.60	20.59	22	2
5	16QAM	12	7	20.81	20.61	20.58		
5	16QAM	12	13	20.78	20.52	20.57		
5	16QAM	25	0	20.79	20.57	20.59		
5	64QAM	1	0	21.26	21.08	21.09	22	2
5	64QAM	1	12	21.19	21.04	21.03		
5	64QAM	1	24	21.17	21.00	20.98		
5	64QAM	12	0	20.20	19.95	19.97	21	3
5	64QAM	12	7	20.22	19.97	19.99		
5	64QAM	12	13	20.17	19.92	19.97		
5	64QAM	25	0	20.16	19.93	19.92		



Channel				20415	20525	20635	Tune-up limit (dBm)	MPR (dB)
Frequency (MHz)				825.5	836.5	847.5		
3	QPSK	1	0	22.79	22.55	22.57	24	0
3	QPSK	1	8	22.77	22.49	22.52		
3	QPSK	1	14	22.74	22.50	22.50		
3	QPSK	8	0	21.81	21.54	21.59	23	1
3	QPSK	8	4	21.80	21.53	21.58		
3	QPSK	8	7	21.77	21.50	21.56		
3	QPSK	15	0	21.77	21.51	21.54	23	1
3	16QAM	1	0	21.93	21.76	21.76		
3	16QAM	1	8	21.93	21.77	21.72		
3	16QAM	1	14	21.88	21.71	21.65	22	2
3	16QAM	8	0	20.85	20.61	20.65		
3	16QAM	8	4	20.86	20.64	20.65		
3	16QAM	8	7	20.82	20.57	20.61	21	3
3	16QAM	15	0	20.79	20.55	20.58		
3	64QAM	1	0	21.28	21.12	21.05		
3	64QAM	1	8	21.23	21.12	21.03	22	2
3	64QAM	1	14	21.21	21.10	20.98		
3	64QAM	8	0	20.19	20.06	19.94		
3	64QAM	8	4	20.20	20.06	19.96	21	3
3	64QAM	8	7	20.17	20.02	19.93		
3	64QAM	15	0	20.14	20.00	19.93		
Channel				20407	20525	20643	Tune-up limit (dBm)	MPR (dB)
Frequency (MHz)				824.7	836.5	848.3		
1.4	QPSK	1	0	22.68	22.44	22.43	24	0
1.4	QPSK	1	3	22.73	22.49	22.46		
1.4	QPSK	1	5	22.66	22.41	22.39		
1.4	QPSK	3	0	22.73	22.50	22.47		
1.4	QPSK	3	1	22.77	22.56	22.51		
1.4	QPSK	3	3	22.72	22.49	22.46		
1.4	QPSK	6	0	21.73	21.49	21.48	23	1
1.4	16QAM	1	0	21.86	21.67	21.64	23	1
1.4	16QAM	1	3	21.92	21.73	21.69		
1.4	16QAM	1	5	21.82	21.65	21.57		
1.4	16QAM	3	0	21.72	21.49	21.48		
1.4	16QAM	3	1	21.76	21.53	21.51		
1.4	16QAM	3	3	21.70	21.46	21.47		
1.4	16QAM	6	0	20.77	20.54	20.55	22	2
1.4	64QAM	1	0	21.19	21.08	20.98	22	2
1.4	64QAM	1	3	21.24	21.12	21.03		
1.4	64QAM	1	5	21.17	21.04	20.94		
1.4	64QAM	3	0	21.18	21.06	20.94		
1.4	64QAM	3	1	21.22	21.08	20.97		
1.4	64QAM	3	3	21.14	21.00	20.91		
1.4	64QAM	6	0	20.07	19.91	19.81	21	3



<LTE Band 7>

BW [MHz]	Modulation	RB Size	RB Offset	Power Low Ch. / Freq.	Power Middle Ch. / Freq.	Power High Ch. / Freq.	Tune-up limit (dBm)	MPR (dB)
Channel				20850	21100	21350		
Frequency (MHz)				2510	2535	2560		
20	QPSK	1	0	22.27	22.34	22.24	24	0
20	QPSK	1	49	22.09	22.24	22.08		
20	QPSK	1	99	22.15	22.18	22.14		
20	QPSK	50	0	21.26	21.33	21.28	23	1
20	QPSK	50	24	21.17	21.31	21.17		
20	QPSK	50	50	21.17	21.32	21.17		
20	QPSK	100	0	21.20	21.32	21.17		
20	16QAM	1	0	21.53	21.63	21.48	23	1
20	16QAM	1	49	21.36	21.52	21.35		
20	16QAM	1	99	21.42	21.44	21.40		
20	16QAM	50	0	20.31	20.31	20.27	22	2
20	16QAM	50	24	20.19	20.34	20.19		
20	16QAM	50	50	20.20	20.32	20.18		
20	16QAM	100	0	20.18	20.30	20.17		
20	64QAM	1	0	20.47	20.61	20.42	22	2
20	64QAM	1	49	20.31	20.44	20.25		
20	64QAM	1	99	20.35	20.38	20.31		
20	64QAM	50	0	19.30	19.33	19.29	21	3
20	64QAM	50	24	19.23	19.34	19.21		
20	64QAM	50	50	19.21	19.33	19.19		
20	64QAM	100	0	19.20	19.31	19.20		
Channel				20825	21100	21375		
Frequency (MHz)				2507.5	2535	2562.5		
15	QPSK	1	0	22.25	22.26	22.23	24	0
15	QPSK	1	37	22.20	22.21	22.08		
15	QPSK	1	74	22.13	22.27	22.14		
15	QPSK	36	0	21.25	21.30	21.20	23	1
15	QPSK	36	20	21.28	21.33	21.21		
15	QPSK	36	39	21.17	21.30	21.20		
15	QPSK	75	0	21.25	21.31	21.20		
15	16QAM	1	0	21.52	21.52	21.51	23	1
15	16QAM	1	37	21.47	21.50	21.37		
15	16QAM	1	74	21.40	21.54	21.41		
15	16QAM	36	0	20.27	20.31	20.16	22	2
15	16QAM	36	20	20.28	20.35	20.19		
15	16QAM	36	39	20.17	20.30	20.19		
15	16QAM	75	0	20.27	20.31	20.16		
15	64QAM	1	0	20.48	20.48	20.45	22	2
15	64QAM	1	37	20.41	20.43	20.29		
15	64QAM	1	74	20.34	20.47	20.32		
15	64QAM	36	0	19.29	19.33	19.21	21	3
15	64QAM	36	20	19.32	19.37	19.23		
15	64QAM	36	39	19.21	19.34	19.22		
15	64QAM	75	0	19.25	19.31	19.20		



Channel				20800	21100	21400	Tune-up limit (dBm)	MPR (dB)
Frequency (MHz)				2505	2535	2565		
10	QPSK	1	0	22.18	22.22	22.10	24	0
10	QPSK	1	25	22.16	22.22	22.10		
10	QPSK	1	49	22.03	22.23	22.10		
10	QPSK	25	0	21.18	21.24	21.12	23	1
10	QPSK	25	12	21.21	21.28	21.17		
10	QPSK	25	25	21.19	21.25	21.12		
10	QPSK	50	0	21.18	21.23	21.12	23	1
10	16QAM	1	0	21.44	21.45	21.37		
10	16QAM	1	25	21.40	21.46	21.33		
10	16QAM	1	49	21.28	21.46	21.33	22	2
10	16QAM	25	0	20.19	20.25	20.12		
10	16QAM	25	12	20.21	20.27	20.17		
10	16QAM	25	25	20.19	20.24	20.12	22	2
10	16QAM	50	0	20.19	20.25	20.11		
10	64QAM	1	0	20.35	20.37	20.27		
10	64QAM	1	25	20.36	20.38	20.27	22	2
10	64QAM	1	49	20.22	20.39	20.28		
10	64QAM	25	0	19.20	19.26	19.15		
10	64QAM	25	12	19.23	19.30	19.17	21	3
10	64QAM	25	25	19.19	19.26	19.16		
10	64QAM	50	0	19.22	19.26	19.15		
Channel				20775	21100	21425	Tune-up limit (dBm)	MPR (dB)
Frequency (MHz)				2502.5	2535	2567.5		
5	QPSK	1	0	22.11	22.20	22.08	24	0
5	QPSK	1	12	22.14	22.21	22.08		
5	QPSK	1	24	22.11	22.20	22.10		
5	QPSK	12	0	21.17	21.24	21.12	23	1
5	QPSK	12	7	21.21	21.24	21.17		
5	QPSK	12	13	21.14	21.25	21.13		
5	QPSK	25	0	21.13	21.24	21.13	23	1
5	16QAM	1	0	21.37	21.43	21.31		
5	16QAM	1	12	21.42	21.47	21.36		
5	16QAM	1	24	21.35	21.45	21.32	22	2
5	16QAM	12	0	20.19	20.26	20.15		
5	16QAM	12	7	20.20	20.27	20.20		
5	16QAM	12	13	20.15	20.23	20.15	22	2
5	16QAM	25	0	20.15	20.23	20.13		
5	64QAM	1	0	20.33	20.38	20.28		
5	64QAM	1	12	20.31	20.37	20.27	22	2
5	64QAM	1	24	20.30	20.37	20.26		
5	64QAM	12	0	19.19	19.28	19.16		
5	64QAM	12	7	19.22	19.29	19.21	21	3
5	64QAM	12	13	19.20	19.30	19.17		
5	64QAM	25	0	19.17	19.25	19.15		



<LTE Band 12>

BW [MHz]	Modulation	RB Size	RB Offset	Power Low Ch. / Freq.	Power Middle Ch. / Freq.	Power High Ch. / Freq.	Tune-up limit (dBm)	MPR (dB)
Channel				23060	23095	23130		
Frequency (MHz)				704	707.5	711		
10	QPSK	1	0	22.51	22.48	22.43	24	0
10	QPSK	1	25	22.33	22.36	22.41		
10	QPSK	1	49	22.38	22.44	22.46		
10	QPSK	25	0	21.49	21.48	21.48	23	1
10	QPSK	25	12	21.46	21.45	21.45		
10	QPSK	25	25	21.48	21.44	21.46		
10	QPSK	50	0	21.47	21.44	21.38		
10	16QAM	1	0	21.58	21.56	21.55	23	1
10	16QAM	1	25	21.68	21.56	21.63		
10	16QAM	1	49	21.55	21.65	21.72		
10	16QAM	25	0	20.42	20.47	20.43	22	2
10	16QAM	25	12	20.52	20.50	20.56		
10	16QAM	25	25	20.48	20.42	20.49		
10	16QAM	50	0	20.52	20.48	20.40		
10	64QAM	1	0	20.97	20.91	20.97	22	2
10	64QAM	1	25	21.06	20.96	21.01		
10	64QAM	1	49	20.96	21.03	21.09		
10	64QAM	25	0	19.85	19.92	19.85	21	3
10	64QAM	25	12	19.95	19.94	19.98		
10	64QAM	25	25	19.91	19.87	19.93		
10	64QAM	50	0	19.94	19.91	19.86		
Channel				23035	23095	23155		
Frequency (MHz)				701.5	707.5	713.5		
5	QPSK	1	0	22.44	22.37	22.39	24	0
5	QPSK	1	12	22.44	22.36	22.38		
5	QPSK	1	24	22.38	22.36	22.48		
5	QPSK	12	0	21.50	21.43	21.48	23	1
5	QPSK	12	7	21.50	21.44	21.48		
5	QPSK	12	13	21.48	21.42	21.57		
5	QPSK	25	0	21.50	21.43	21.45		
5	16QAM	1	0	21.67	21.63	21.64	23	1
5	16QAM	1	12	21.71	21.56	21.65		
5	16QAM	1	24	21.78	21.55	21.71		
5	16QAM	12	0	20.55	20.46	20.48	22	2
5	16QAM	12	7	20.56	20.46	20.50		
5	16QAM	12	13	20.51	20.44	20.59		
5	16QAM	25	0	20.52	20.46	20.48		
5	64QAM	1	0	20.95	21.01	21.00	22	2
5	64QAM	1	12	20.92	20.96	20.98		
5	64QAM	1	24	21.02	20.91	21.07		
5	64QAM	12	0	19.90	19.89	19.95	21	3
5	64QAM	12	7	19.90	19.91	19.95		
5	64QAM	12	13	19.88	19.91	20.03		
5	64QAM	25	0	19.84	19.87	19.88		



Channel				23025	23095	23165	Tune-up limit (dBm)	MPR (dB)
Frequency (MHz)				700.5	707.5	714.5		
3	QPSK	1	0	22.35	22.36	22.37	24	0
3	QPSK	1	8	22.34	22.36	22.48		
3	QPSK	1	14	22.33	22.35	22.44		
3	QPSK	8	0	21.39	21.41	21.41	23	1
3	QPSK	8	4	21.40	21.45	21.53		
3	QPSK	8	7	21.38	21.40	21.51		
3	QPSK	15	0	21.39	21.41	21.51		
3	16QAM	1	0	21.57	21.58	21.62	23	1
3	16QAM	1	8	21.59	21.55	21.72		
3	16QAM	1	14	21.58	21.51	21.68		
3	16QAM	8	0	20.45	20.48	20.52	22	2
3	16QAM	8	4	20.46	20.51	20.60		
3	16QAM	8	7	20.43	20.45	20.56		
3	16QAM	15	0	20.42	20.43	20.53		
3	64QAM	1	0	20.93	20.97	20.97	22	2
3	64QAM	1	8	20.94	20.93	21.09		
3	64QAM	1	14	20.94	20.94	21.06		
3	64QAM	8	0	19.86	19.88	19.91	21	3
3	64QAM	8	4	19.91	19.88	19.99		
3	64QAM	8	7	19.89	19.89	19.97		
3	64QAM	15	0	19.84	19.86	19.95		
Channel				23017	23095	23173	Tune-up limit (dBm)	MPR (dB)
Frequency (MHz)				699.7	707.5	715.3		
1.4	QPSK	1	0	22.26	22.24	22.35	24	0
1.4	QPSK	1	3	22.33	22.32	22.43		
1.4	QPSK	1	5	22.35	22.24	22.34		
1.4	QPSK	3	0	22.39	22.33	22.44		
1.4	QPSK	3	1	22.46	22.40	22.49		
1.4	QPSK	3	3	22.40	22.34	22.43		
1.4	QPSK	6	0	21.44	21.33	21.45	23	1
1.4	16QAM	1	0	21.58	21.45	21.63	23	1
1.4	16QAM	1	3	21.68	21.52	21.67		
1.4	16QAM	1	5	21.59	21.45	21.61		
1.4	16QAM	3	0	21.43	21.33	21.45		
1.4	16QAM	3	1	21.48	21.37	21.49		
1.4	16QAM	3	3	21.42	21.28	21.41		
1.4	16QAM	6	0	20.52	20.42	20.51	22	2
1.4	64QAM	1	0	20.88	20.89	21.00	22	2
1.4	64QAM	1	3	20.94	20.94	21.07		
1.4	64QAM	1	5	20.87	20.87	20.99		
1.4	64QAM	3	0	20.84	20.87	20.96		
1.4	64QAM	3	1	20.91	20.90	21.03		
1.4	64QAM	3	3	20.85	20.82	20.94		
1.4	64QAM	6	0	19.74	19.74	19.86	21	3



<LTE Band 17>

BW [MHz]	Modulation	RB Size	RB Offset	Power Low Ch. / Freq.	Power Middle Ch. / Freq.	Power High Ch. / Freq.	Tune-up limit (dBm)	MPR (dB)
Channel				23780	23790	23800		
Frequency (MHz)				709	710	711		
10	QPSK	1	0	22.44	22.45	22.43		
10	QPSK	1	25	22.39	22.44	22.41	24	0
10	QPSK	1	49	22.40	22.38	22.37		
10	QPSK	25	0	21.56	21.58	21.56		
10	QPSK	25	12	21.53	21.55	21.55	23	1
10	QPSK	25	25	21.55	21.51	21.50		
10	QPSK	50	0	21.54	21.51	21.50		
10	16QAM	1	0	21.63	21.59	21.64	23	1
10	16QAM	1	25	21.63	21.65	21.67		
10	16QAM	1	49	21.64	21.63	21.59		
10	16QAM	25	0	20.56	20.54	20.53	22	2
10	16QAM	25	12	20.58	20.56	20.52		
10	16QAM	25	25	20.50	20.49	20.47		
10	16QAM	50	0	20.57	20.52	20.50	22	2
10	64QAM	1	0	21.01	20.95	21.04		
10	64QAM	1	25	21.00	20.99	20.99		
10	64QAM	1	49	20.99	21.01	20.97	22	2
10	64QAM	25	0	20.02	19.97	19.96		
10	64QAM	25	12	20.03	20.01	19.96		
10	64QAM	25	25	19.95	19.94	19.92	21	3
10	64QAM	50	0	20.02	19.98	19.96		
Channel				23755	23790	23825		
Frequency (MHz)				706.5	710	713.5	Tune-up limit (dBm)	MPR (dB)
5	QPSK	1	0	22.32	22.40	22.42		
5	QPSK	1	12	22.41	22.43	22.37	24	0
5	QPSK	1	24	22.41	22.41	22.36		
5	QPSK	12	0	21.44	21.52	21.48		
5	QPSK	12	7	21.58	21.54	21.49	23	1
5	QPSK	12	13	21.56	21.50	21.47		
5	QPSK	25	0	21.52	21.51	21.48		
5	16QAM	1	0	21.64	21.60	21.61	23	1
5	16QAM	1	12	21.70	21.65	21.65		
5	16QAM	1	24	21.62	21.65	21.59		
5	16QAM	12	0	20.51	20.53	20.49	22	2
5	16QAM	12	7	20.60	20.52	20.50		
5	16QAM	12	13	20.56	20.48	20.48		
5	16QAM	25	0	20.55	20.52	20.48	22	2
5	64QAM	1	0	21.00	21.00	20.98		
5	64QAM	1	12	21.05	20.99	20.99		
5	64QAM	1	24	21.02	20.99	20.97	22	2
5	64QAM	12	0	19.94	19.99	19.95		
5	64QAM	12	7	20.03	20.02	19.95		
5	64QAM	12	13	20.02	19.96	19.92	21	3
5	64QAM	25	0	19.99	19.94	19.88		



<LTE Band 26>

BW [MHz]	Modulation	RB Size	RB Offset	Power Low Ch. / Freq.	Power Middle Ch. / Freq.	Power High Ch. / Freq.	Tune-up limit (dBm)	MPR (dB)
Channel				26765	26865	26965		
Frequency (MHz)				821.5	831.5	841.5		
15	QPSK	1	0	22.85	22.66	22.72		
15	QPSK	1	37	22.83	22.70	22.50	24	0
15	QPSK	1	74	22.73	22.55	22.32		
15	QPSK	36	0	21.93	21.86	21.71		
15	QPSK	36	20	21.86	21.85	21.62	23	1
15	QPSK	36	39	21.84	21.69	21.50		
15	QPSK	75	0	21.90	21.75	21.55		
15	16QAM	1	0	22.06	21.93	21.96	23	1
15	16QAM	1	37	22.08	21.97	21.75		
15	16QAM	1	74	21.97	21.80	21.58		
15	16QAM	36	0	20.86	20.86	20.75	22	2
15	16QAM	36	20	20.97	20.82	20.63		
15	16QAM	36	39	20.83	20.73	20.49		
15	16QAM	75	0	20.93	20.79	20.59	22	2
15	64QAM	1	0	21.34	21.22	21.26		
15	64QAM	1	37	21.26	21.24	21.05		
15	64QAM	1	74	21.13	21.06	20.90	22	2
15	64QAM	36	0	20.11	20.21	20.09		
15	64QAM	36	20	20.20	20.19	19.97		
15	64QAM	36	39	20.11	20.06	19.86	21	3
15	64QAM	75	0	20.12	20.13	19.91		
Channel				26740	26865	26990		
Frequency (MHz)				819	831.5	844		
10	QPSK	1	0	22.72	22.68	22.53		
10	QPSK	1	25	22.74	22.69	22.45		
10	QPSK	1	49	22.68	22.60	22.35		
10	QPSK	25	0	21.72	21.79	21.54		
10	QPSK	25	12	21.78	21.74	21.53	23	1
10	QPSK	25	25	21.73	21.69	21.48		
10	QPSK	50	0	21.76	21.72	21.50		
10	16QAM	1	0	21.90	21.89	21.75	23	1
10	16QAM	1	25	21.95	21.89	21.70		
10	16QAM	1	49	21.85	21.81	21.58		
10	16QAM	25	0	20.73	20.79	20.57	22	2
10	16QAM	25	12	20.81	20.75	20.54		
10	16QAM	25	25	20.75	20.68	20.46		
10	16QAM	50	0	20.79	20.73	20.52	22	2
10	64QAM	1	0	21.20	21.12	21.04		
10	64QAM	1	25	21.22	21.16	20.95		
10	64QAM	1	49	21.14	21.08	20.84	22	2
10	64QAM	25	0	20.08	20.14	19.92		
10	64QAM	25	12	20.17	20.14	19.89		
10	64QAM	25	25	20.10	20.06	19.81	21	3
10	64QAM	50	0	20.15	20.12	19.88		



Channel				26715	26865	27015	Tune-up limit (dBm)	MPR (dB)
Frequency (MHz)				816.5	831.5	846.5		
5	QPSK	1	0	22.79	22.73	22.49	24	0
5	QPSK	1	12	22.76	22.68	22.42		
5	QPSK	1	24	22.83	22.65	22.41		
5	QPSK	12	0	21.82	21.76	21.50	23	1
5	QPSK	12	7	21.81	21.74	21.51		
5	QPSK	12	13	21.78	21.70	21.43		
5	QPSK	25	0	21.80	21.72	21.48		
5	16QAM	1	0	21.99	21.90	21.69	23	1
5	16QAM	1	12	22.00	21.91	21.64		
5	16QAM	1	24	22.02	21.85	21.59		
5	16QAM	12	0	20.75	20.75	20.50	22	2
5	16QAM	12	7	20.75	20.74	20.49		
5	16QAM	12	13	20.72	20.69	20.46		
5	16QAM	25	0	20.71	20.71	20.48		
5	64QAM	1	0	21.20	21.20	21.00	22	2
5	64QAM	1	12	21.13	21.14	20.93		
5	64QAM	1	24	21.23	21.14	20.89		
5	64QAM	12	0	20.10	20.13	19.88	21	3
5	64QAM	12	7	20.09	20.15	19.89		
5	64QAM	12	13	20.07	20.09	19.84		
5	64QAM	12	13	20.07	20.09	19.84		
5	64QAM	25	0	20.06	20.09	19.81		
Channel				26705	26865	27025	Tune-up limit (dBm)	MPR (dB)
Frequency (MHz)				815.5	831.5	847.5		
3	QPSK	1	0	22.82	22.71	22.44	24	0
3	QPSK	1	8	22.75	22.67	22.42		
3	QPSK	1	14	22.75	22.63	22.41		
3	QPSK	8	0	21.81	21.70	21.46	23	1
3	QPSK	8	4	21.79	21.74	21.45		
3	QPSK	8	7	21.79	21.68	21.44		
3	QPSK	15	0	21.78	21.71	21.43		
3	16QAM	1	0	21.95	21.86	21.66	23	1
3	16QAM	1	8	21.98	21.87	21.61		
3	16QAM	1	14	21.94	21.84	21.54		
3	16QAM	8	0	20.87	20.78	20.51	22	2
3	16QAM	8	4	20.87	20.79	20.52		
3	16QAM	8	7	20.83	20.76	20.49		
3	16QAM	15	0	20.81	20.73	20.47		
3	64QAM	1	0	21.17	21.18	20.93		
3	64QAM	1	8	21.14	21.16	20.91	22	2
3	64QAM	1	14	21.15	21.15	20.86		
3	64QAM	8	0	20.10	20.10	19.87	21	3
3	64QAM	8	4	20.10	20.12	19.87		
3	64QAM	8	7	20.07	20.09	19.84		
3	64QAM	15	0	20.02	20.05	19.79		



Channel				26697	26865	27033	Tune-up limit (dBm)	MPR (dB)
Frequency (MHz)				814.7	831.5	848.3		
1.4	QPSK	1	0	22.71	22.59	22.59	24	0
1.4	QPSK	1	3	22.73	22.66	22.66		
1.4	QPSK	1	5	22.68	22.57	22.57		
1.4	QPSK	3	0	22.75	22.64	22.64		
1.4	QPSK	3	1	22.81	22.70	22.70		
1.4	QPSK	3	3	22.76	22.64	22.64		
1.4	QPSK	6	0	21.74	21.64	21.64	23	1
1.4	16QAM	1	0	21.91	21.79	21.79	23	1
1.4	16QAM	1	3	21.97	21.86	21.86		
1.4	16QAM	1	5	21.89	21.77	21.77		
1.4	16QAM	3	0	21.75	21.64	21.64		
1.4	16QAM	3	1	21.79	21.68	21.68		
1.4	16QAM	3	3	21.73	21.61	21.61		
1.4	16QAM	6	0	20.78	20.70	20.70	22	2
1.4	64QAM	1	0	21.12	21.11	20.86	22	2
1.4	64QAM	1	3	21.18	21.16	20.88		
1.4	64QAM	1	5	21.09	21.10	20.80		
1.4	64QAM	3	0	21.10	21.09	20.84		
1.4	64QAM	3	1	21.13	21.11	20.87		
1.4	64QAM	3	3	21.09	21.07	20.83		
1.4	64QAM	6	0	19.96	19.96	19.71	21	3



<Near-body and Hotspot Mode>

<LTE Band 2>

BW [MHz]	Modulation	RB Size	RB Offset	Power Low Ch. / Freq.	Power Middle Ch. / Freq.	Power High Ch. / Freq.	Tune-up limit (dBm)	MPR (dB)
Channel				18700	18900	19100		
Frequency (MHz)				1860	1880	1900		
20	QPSK	1	0	21.25	21.21	21.57	22.5	0
20	QPSK	1	49	20.79	20.80	21.03		
20	QPSK	1	99	20.92	20.92	21.03		
20	QPSK	50	0	21.10	20.96	21.17	22.5	0
20	QPSK	50	24	20.92	20.90	21.15		
20	QPSK	50	50	20.86	20.88	21.11		
20	QPSK	100	0	21.06	20.91	21.15	22.5	0
20	16QAM	1	0	21.51	21.52	21.31		
20	16QAM	1	49	21.08	21.14	21.30		
20	16QAM	1	99	21.19	21.22	21.29	22	0.5
20	16QAM	50	0	20.59	20.51	20.69		
20	16QAM	50	24	20.42	20.46	20.66		
20	16QAM	50	50	20.36	20.39	20.63	22	0.5
20	16QAM	100	0	20.52	20.44	20.66		
20	64QAM	1	0	21.43	21.39	21.51		
20	64QAM	1	49	21.01	20.99	21.24	22	0.5
20	64QAM	1	99	21.12	21.10	21.25		
20	64QAM	50	0	20.57	20.47	20.70		
20	64QAM	50	24	20.42	20.43	20.66	21	1.5
20	64QAM	50	50	20.40	20.39	20.63		
20	64QAM	100	0	20.54	20.42	20.69		
Channel				18675	18900	19125		
Frequency (MHz)				1857.5	1880	1902.5		
15	QPSK	1	0	21.08	20.97	21.17	22.5	0
15	QPSK	1	37	20.89	20.82	21.02		
15	QPSK	1	74	20.79	20.83	21.08		
15	QPSK	36	0	21.02	20.94	21.15	22.5	0
15	QPSK	36	20	20.99	20.89	21.12		
15	QPSK	36	39	20.83	20.85	21.09		
15	QPSK	75	0	21.01	20.88	21.14	22.5	0
15	16QAM	1	0	21.32	21.25	21.41		
15	16QAM	1	37	21.17	21.12	21.34		
15	16QAM	1	74	21.04	21.11	21.32	22	0.5
15	16QAM	36	0	20.55	20.47	20.69		
15	16QAM	36	20	20.49	20.43	20.66		
15	16QAM	36	39	20.33	20.38	20.64	22	0.5
15	16QAM	75	0	20.50	20.42	20.65		
15	64QAM	1	0	21.22	21.15	21.38		
15	64QAM	1	37	21.07	21.03	21.25	22	0.5
15	64QAM	1	74	20.96	21.01	21.26		
15	64QAM	36	0	20.53	20.47	20.71		
15	64QAM	36	20	20.48	20.44	20.66	21	1.5
15	64QAM	36	39	20.36	20.39	20.63		
15	64QAM	75	0	20.46	20.40	20.64		



Channel				18650	18900	19150	Tune-up limit (dBm)	MPR (dB)
Frequency (MHz)				1855	1880	1905		
10	QPSK	1	0	21.16	21.07	21.10	22.5	0
10	QPSK	1	25	20.91	20.77	21.03		
10	QPSK	1	49	20.92	20.97	21.05		
10	QPSK	25	0	20.95	20.87	21.13	22.5	0
10	QPSK	25	12	20.94	20.85	21.09		
10	QPSK	25	25	20.94	20.87	21.06		
10	QPSK	50	0	20.97	20.87	21.10	22.5	0
10	16QAM	1	0	21.41	21.37	21.38		
10	16QAM	1	25	21.15	21.12	21.33		
10	16QAM	1	49	21.20	21.30	21.29	22	0.5
10	16QAM	25	0	20.46	20.41	20.64		
10	16QAM	25	12	20.49	20.41	20.66		
10	16QAM	25	25	20.40	20.38	20.61	21	1.5
10	16QAM	50	0	20.47	20.41	20.65		
10	64QAM	1	0	21.34	21.28	21.30		
10	64QAM	1	25	21.04	21.01	21.25	22	0.5
10	64QAM	1	49	21.12	21.19	21.20		
10	64QAM	25	0	20.46	20.42	20.63		
10	64QAM	25	12	20.42	20.41	20.63	21	1.5
10	64QAM	25	25	20.40	20.36	20.60		
10	64QAM	50	0	20.45	20.41	20.64		
Channel				18625	18900	19175	Tune-up limit (dBm)	MPR (dB)
Frequency (MHz)				1852.5	1880	1907.5		
5	QPSK	1	0	20.89	20.81	21.05	22.5	0
5	QPSK	1	12	20.83	20.75	21.00		
5	QPSK	1	24	20.85	20.77	21.03		
5	QPSK	12	0	20.92	20.86	21.10	22.5	0
5	QPSK	12	7	20.94	20.85	21.13		
5	QPSK	12	13	20.91	20.81	21.05		
5	QPSK	25	0	20.90	20.83	21.08	22.5	0
5	16QAM	1	0	21.16	21.13	21.35		
5	16QAM	1	12	21.14	21.13	21.34		
5	16QAM	1	24	21.12	21.14	21.26	22	0.5
5	16QAM	12	0	20.43	20.41	20.64		
5	16QAM	12	7	20.41	20.41	20.66		
5	16QAM	12	13	20.37	20.38	20.60	22	0.5
5	16QAM	25	0	20.40	20.37	20.63		
5	64QAM	1	0	21.08	21.06	21.29		
5	64QAM	1	12	21.01	20.99	21.23	22	0.5
5	64QAM	1	24	21.02	21.00	21.19		
5	64QAM	12	0	20.44	20.41	20.63		
5	64QAM	12	7	20.43	20.43	20.66	21	1.5
5	64QAM	12	13	20.40	20.39	20.64		
5	64QAM	25	0	20.38	20.35	20.60		



Channel				18615	18900	19185	Tune-up limit (dBm)	MPR (dB)
Frequency (MHz)				1851.5	1880	1908.5		
3	QPSK	1	0	20.82	20.76	21.00	22.5	0
3	QPSK	1	8	20.82	20.75	21.01		
3	QPSK	1	14	20.80	20.75	20.99		
3	QPSK	8	0	20.86	20.83	21.08	22.5	0
3	QPSK	8	4	20.90	20.85	21.09		
3	QPSK	8	7	20.86	20.79	21.06		
3	QPSK	15	0	20.86	20.81	21.04	22.5	0
3	16QAM	1	0	21.08	21.13	21.29		
3	16QAM	1	8	21.08	21.11	21.29		
3	16QAM	1	14	21.05	21.09	21.21	22	0.5
3	16QAM	8	0	20.44	20.40	20.68		
3	16QAM	8	4	20.44	20.44	20.69		
3	16QAM	8	7	20.39	20.38	20.65	21	1.5
3	16QAM	15	0	20.40	20.35	20.59		
3	64QAM	1	0	21.02	20.99	21.25		
3	64QAM	1	8	20.99	20.99	21.22	22	0.5
3	64QAM	1	14	20.99	20.99	21.18		
3	64QAM	8	0	20.37	20.38	20.62		
3	64QAM	8	4	20.39	20.38	20.63	21	1.5
3	64QAM	8	7	20.37	20.35	20.62		
3	64QAM	15	0	20.35	20.34	20.59		
Channel				18607	18900	19193	Tune-up limit (dBm)	MPR (dB)
Frequency (MHz)				1850.7	1880	1909.3		
1.4	QPSK	1	0	20.77	20.74	20.96	22.5	0
1.4	QPSK	1	3	20.83	20.79	21.03		
1.4	QPSK	1	5	20.76	20.74	20.92		
1.4	QPSK	3	0	20.85	20.81	20.98		
1.4	QPSK	3	1	20.84	20.79	21.08		
1.4	QPSK	3	3	20.84	20.76	21.00		
1.4	QPSK	6	0	20.80	20.76	21.00	22.5	0
1.4	16QAM	1	0	21.03	21.02	21.19	22.5	0
1.4	16QAM	1	3	21.10	21.09	21.25		
1.4	16QAM	1	5	21.00	21.03	21.15		
1.4	16QAM	3	0	20.80	20.81	21.03		
1.4	16QAM	3	1	20.85	20.83	21.07		
1.4	16QAM	3	3	20.80	20.81	20.99		
1.4	16QAM	6	0	20.38	20.35	20.62	22	0.5
1.4	64QAM	1	0	20.92	20.90	21.16	22	0.5
1.4	64QAM	1	3	20.99	20.98	21.21		
1.4	64QAM	1	5	20.91	20.91	21.11		
1.4	64QAM	3	0	20.91	20.90	21.13		
1.4	64QAM	3	1	20.95	20.96	21.16		
1.4	64QAM	3	3	20.90	20.90	21.09		
1.4	64QAM	6	0	20.27	20.26	20.51	21	1.5



<LTE Band 4>

BW [MHz]	Modulation	RB Size	RB Offset	Power Low Ch. / Freq.	Power Middle Ch. / Freq.	Power High Ch. / Freq.	Tune-up limit (dBm)	MPR (dB)
Channel				20050	20175	20300		
Frequency (MHz)				1720	1732.5	1745		
20	QPSK	1	0	20.88	20.97	21.00	22	0
20	QPSK	1	49	20.47	20.43	20.56		
20	QPSK	1	99	20.36	20.38	20.54		
20	QPSK	50	0	20.65	20.56	20.70	22	0
20	QPSK	50	24	20.58	20.54	20.66		
20	QPSK	50	50	20.41	20.48	20.63		
20	QPSK	100	0	20.50	20.54	20.69		
20	16QAM	1	0	20.64	20.63	20.71	22	0
20	16QAM	1	49	20.73	20.72	20.88		
20	16QAM	1	99	20.60	20.66	20.86		
20	16QAM	50	0	20.56	20.63	20.67	22	0
20	16QAM	50	24	20.52	20.58	20.72		
20	16QAM	50	50	20.35	20.51	20.65		
20	16QAM	100	0	20.54	20.54	20.71		
20	64QAM	1	0	20.80	20.88	20.95	22	0
20	64QAM	1	49	20.67	20.71	20.81		
20	64QAM	1	99	20.51	20.60	20.77		
20	64QAM	50	0	20.62	20.65	20.74	21	1
20	64QAM	50	24	20.54	20.59	20.78		
20	64QAM	50	50	20.39	20.55	20.69		
20	64QAM	100	0	20.54	20.56	20.76		
Channel				20025	20175	20325		
Frequency (MHz)				1717.5	1732.5	1747.5		
15	QPSK	1	0	20.50	20.62	20.64	22	0
15	QPSK	1	37	20.46	20.43	20.57		
15	QPSK	1	74	20.33	20.40	20.61		
15	QPSK	36	0	20.53	20.55	20.74	22	0
15	QPSK	36	20	20.49	20.52	20.69		
15	QPSK	36	39	20.35	20.48	20.66		
15	QPSK	75	0	20.48	20.50	20.69		
15	16QAM	1	0	20.87	20.95	20.97	22	0
15	16QAM	1	37	20.72	20.76	20.92		
15	16QAM	1	74	20.65	20.68	20.93		
15	16QAM	36	0	20.53	20.59	20.77	22	0
15	16QAM	36	20	20.48	20.56	20.71		
15	16QAM	36	39	20.34	20.48	20.66		
15	16QAM	75	0	20.47	20.52	20.72		
15	64QAM	1	0	20.77	20.86	20.92	22	0
15	64QAM	1	37	20.62	20.65	20.82		
15	64QAM	1	74	20.51	20.65	20.81		
15	64QAM	36	0	20.58	20.62	20.80	21	1
15	64QAM	36	20	20.56	20.55	20.77		
15	64QAM	36	39	20.39	20.54	20.68		
15	64QAM	75	0	20.51	20.55	20.70		



Channel				20000	20175	20350	Tune-up limit (dBm)	MPR (dB)
Frequency (MHz)				1715	1732.5	1750		
10	QPSK	1	0	20.54	20.53	20.70	22	0
10	QPSK	1	25	20.47	20.44	20.61		
10	QPSK	1	49	20.45	20.39	20.57		
10	QPSK	25	0	20.57	20.51	20.73	22	0
10	QPSK	25	12	20.52	20.48	20.66		
10	QPSK	25	25	20.53	20.49	20.63		
10	QPSK	50	0	20.53	20.51	20.67	22	0
10	16QAM	1	0	20.85	20.87	20.91		
10	16QAM	1	25	20.80	20.76	20.92		
10	16QAM	1	49	20.79	20.70	20.91	22	0
10	16QAM	25	0	20.47	20.54	20.73		
10	16QAM	25	12	20.52	20.52	20.69		
10	16QAM	25	25	20.52	20.49	20.66	22	0
10	16QAM	50	0	20.46	20.54	20.71		
10	64QAM	1	0	20.76	20.77	20.92		
10	64QAM	1	25	20.70	20.68	20.81	22	0
10	64QAM	1	49	20.67	20.64	20.79		
10	64QAM	25	0	20.50	20.56	20.73		
10	64QAM	25	12	20.51	20.55	20.73	21	1
10	64QAM	25	25	20.46	20.53	20.70		
10	64QAM	50	0	20.51	20.54	20.75		
Channel				19975	20175	20375	Tune-up limit (dBm)	MPR (dB)
Frequency (MHz)				1712.5	1732.5	1752.5		
5	QPSK	1	0	20.49	20.45	20.65	22	0
5	QPSK	1	12	20.42	20.41	20.59		
5	QPSK	1	24	20.42	20.40	20.58		
5	QPSK	12	0	20.52	20.48	20.66	22	0
5	QPSK	12	7	20.51	20.46	20.64		
5	QPSK	12	13	20.47	20.44	20.62		
5	QPSK	25	0	20.50	20.44	20.65	22	0
5	16QAM	1	0	20.77	20.83	20.99		
5	16QAM	1	12	20.78	20.75	20.93		
5	16QAM	1	24	20.79	20.70	20.94	22	0
5	16QAM	12	0	20.54	20.54	20.71		
5	16QAM	12	7	20.56	20.55	20.67		
5	16QAM	12	13	20.51	20.50	20.66	22	0
5	16QAM	25	0	20.51	20.50	20.70		
5	64QAM	1	0	20.74	20.73	20.89		
5	64QAM	1	12	20.66	20.66	20.80	22	0
5	64QAM	1	24	20.65	20.64	20.81		
5	64QAM	12	0	20.61	20.57	20.73		
5	64QAM	12	7	20.61	20.57	20.74	21	1
5	64QAM	12	13	20.57	20.54	20.71		
5	64QAM	25	0	20.55	20.52	20.69		



Channel				19965	20175	20385	Tune-up limit (dBm)	MPR (dB)
Frequency (MHz)				1711.5	1732.5	1753.5		
3	QPSK	1	0	20.43	20.41	20.59	22	0
3	QPSK	1	8	20.43	20.40	20.57		
3	QPSK	1	14	20.38	20.39	20.54		
3	QPSK	8	0	20.47	20.43	20.60	22	0
3	QPSK	8	4	20.51	20.48	20.62		
3	QPSK	8	7	20.47	20.41	20.59		
3	QPSK	15	0	20.47	20.42	20.60		
3	16QAM	1	0	20.67	20.75	20.95	22	0
3	16QAM	1	8	20.71	20.73	20.95		
3	16QAM	1	14	20.75	20.70	20.91		
3	16QAM	8	0	20.53	20.54	20.71	22	0
3	16QAM	8	4	20.58	20.53	20.71		
3	16QAM	8	7	20.55	20.52	20.68		
3	16QAM	15	0	20.49	20.50	20.64		
3	64QAM	1	0	20.64	20.68	20.82	22	0
3	64QAM	1	8	20.65	20.68	20.82		
3	64QAM	1	14	20.60	20.64	20.80		
3	64QAM	8	0	20.55	20.53	20.70	21	1
3	64QAM	8	4	20.58	20.57	20.73		
3	64QAM	8	7	20.54	20.52	20.69		
3	64QAM	15	0	20.53	20.50	20.66		
Channel				19957	20175	20393	Tune-up limit (dBm)	MPR (dB)
Frequency (MHz)				1710.7	1732.5	1754.3		
1.4	QPSK	1	0	20.24	20.32	20.54	22	0
1.4	QPSK	1	3	20.38	20.38	20.61		
1.4	QPSK	1	5	20.35	20.33	20.53		
1.4	QPSK	3	0	20.39	20.39	20.57		
1.4	QPSK	3	1	20.43	20.43	20.61		
1.4	QPSK	3	3	20.37	20.37	20.57		
1.4	QPSK	6	0	20.39	20.36	20.56	22	0
1.4	16QAM	1	0	20.59	20.65	20.86	22	0
1.4	16QAM	1	3	20.66	20.74	20.96		
1.4	16QAM	1	5	20.61	20.65	20.84		
1.4	16QAM	3	0	20.42	20.43	20.61		
1.4	16QAM	3	1	20.48	20.47	20.66		
1.4	16QAM	3	3	20.40	20.38	20.60		
1.4	16QAM	6	0	20.47	20.47	20.65	22	0
1.4	64QAM	1	0	20.58	20.57	20.74	22	0
1.4	64QAM	1	3	20.64	20.66	20.82		
1.4	64QAM	1	5	20.55	20.55	20.72		
1.4	64QAM	3	0	20.53	20.57	20.75		
1.4	64QAM	3	1	20.62	20.63	20.79		
1.4	64QAM	3	3	20.54	20.57	20.74		
1.4	64QAM	6	0	20.44	20.44	20.60	21	1



<LTE Band 5>

BW [MHz]	Modulation	RB Size	RB Offset	Power Low Ch. / Freq.	Power Middle Ch. / Freq.	Power High Ch. / Freq.	Tune-up limit (dBm)	MPR (dB)
Channel				20450	20525	20600		
Frequency (MHz)				829	836.5	844		
10	QPSK	1	0	22.33	22.18	22.09	23	0
10	QPSK	1	25	22.03	21.84	21.78		
10	QPSK	1	49	21.95	21.76	21.70		
10	QPSK	25	0	22.15	21.94	21.88	23	0
10	QPSK	25	12	22.14	21.93	21.88		
10	QPSK	25	25	22.06	21.87	21.82		
10	QPSK	50	0	22.10	21.91	21.84	23	0
10	16QAM	1	0	22.14	21.95	21.87		
10	16QAM	1	25	22.28	22.10	22.02		
10	16QAM	1	49	22.17	21.97	21.93	22	1
10	16QAM	25	0	21.16	20.97	20.91		
10	16QAM	25	12	21.15	20.96	20.91		
10	16QAM	25	25	21.07	20.87	20.81	22	1
10	16QAM	50	0	21.13	20.95	20.86		
10	64QAM	1	0	21.08	21.05	20.93		
10	64QAM	1	25	21.01	20.92	20.78	22	1
10	64QAM	1	49	21.04	20.85	20.74		
10	64QAM	25	0	20.82	20.64	20.56		
10	64QAM	25	12	20.73	20.60	20.60	21	2
10	64QAM	25	25	20.62	20.55	20.42		
10	64QAM	50	0	20.73	20.56	20.53		
Channel				20425	20525	20625	Tune-up limit (dBm)	MPR (dB)
Frequency (MHz)				826.5	836.5	846.5		
5	QPSK	1	0	22.14	21.90	21.92	23	0
5	QPSK	1	12	22.09	21.84	21.87		
5	QPSK	1	24	22.03	21.81	21.85		
5	QPSK	12	0	22.15	21.95	21.97	23	0
5	QPSK	12	7	22.16	21.95	21.98		
5	QPSK	12	13	22.11	21.91	21.90		
5	QPSK	25	0	22.13	21.90	21.94	23	0
5	16QAM	1	0	22.31	22.16	22.16		
5	16QAM	1	12	22.25	22.12	22.10		
5	16QAM	1	24	22.22	22.05	22.04	22	1
5	16QAM	12	0	21.18	20.96	20.94		
5	16QAM	12	7	21.16	20.96	20.94		
5	16QAM	12	13	21.12	20.92	20.93	22	1
5	16QAM	25	0	21.15	20.93	20.94		
5	64QAM	1	0	21.12	21.10	20.98		
5	64QAM	1	12	21.08	20.93	20.84	22	1
5	64QAM	1	24	21.08	20.91	20.87		
5	64QAM	12	0	20.85	20.66	20.58		
5	64QAM	12	7	20.83	20.51	20.62	21	2
5	64QAM	12	13	20.77	20.53	20.60		
5	64QAM	25	0	20.84	20.66	20.68		



Channel				20415	20525	20635	Tune-up limit (dBm)	MPR (dB)
Frequency (MHz)				825.5	836.5	847.5		
3	QPSK	1	0	22.14	21.88	21.91	23	0
3	QPSK	1	8	22.08	21.83	21.85		
3	QPSK	1	14	22.10	21.83	21.87		
3	QPSK	8	0	22.16	21.93	21.95	23	0
3	QPSK	8	4	22.16	21.95	21.93		
3	QPSK	8	7	22.13	21.91	21.92		
3	QPSK	15	0	22.14	21.92	21.90		
3	16QAM	1	0	22.27	22.12	22.13	23	0
3	16QAM	1	8	22.26	22.12	22.09		
3	16QAM	1	14	22.21	22.08	22.02		
3	16QAM	8	0	21.22	20.99	21.01	22	1
3	16QAM	8	4	21.24	21.00	21.00		
3	16QAM	8	7	21.19	20.96	20.96		
3	16QAM	15	0	21.16	20.95	20.95		
3	64QAM	1	0	21.16	20.94	21.00	22	1
3	64QAM	1	8	21.20	21.04	20.85		
3	64QAM	1	14	21.20	20.95	20.97		
3	64QAM	8	0	20.86	20.64	20.55	21	2
3	64QAM	8	4	20.89	20.66	20.56		
3	64QAM	8	7	20.91	20.50	20.60		
3	64QAM	15	0	20.89	20.49	20.68		
Channel				20407	20525	20643	Tune-up limit (dBm)	MPR (dB)
Frequency (MHz)				824.7	836.5	848.3		
1.4	QPSK	1	0	22.03	21.78	21.79	23	0
1.4	QPSK	1	3	22.06	21.84	21.84		
1.4	QPSK	1	5	21.99	21.76	21.75		
1.4	QPSK	3	0	22.07	21.83	21.84		
1.4	QPSK	3	1	22.13	21.87	21.87		
1.4	QPSK	3	3	22.08	21.84	21.82		
1.4	QPSK	6	0	22.11	21.85	21.85	23	0
1.4	16QAM	1	0	22.21	22.03	22.01	23	0
1.4	16QAM	1	3	22.28	22.10	22.05		
1.4	16QAM	1	5	22.17	22.04	21.95		
1.4	16QAM	3	0	22.06	21.87	21.86		
1.4	16QAM	3	1	22.12	21.91	21.88		
1.4	16QAM	3	3	22.07	21.83	21.82		
1.4	16QAM	6	0	21.14	20.91	20.92	22	1
1.4	64QAM	1	0	21.04	20.98	20.83	22	1
1.4	64QAM	1	3	21.29	20.93	20.92		
1.4	64QAM	1	5	21.08	20.76	20.93		
1.4	64QAM	3	0	21.21	20.79	20.87		
1.4	64QAM	3	1	21.21	20.97	20.87		
1.4	64QAM	3	3	21.01	20.82	20.92		
1.4	64QAM	6	0	20.73	20.46	20.43	21	2



<LTE Band 7>

BW [MHz]	Modulation	RB Size	RB Offset	Power Low Ch. / Freq.	Power Middle Ch. / Freq.	Power High Ch. / Freq.	Tune-up limit (dBm)	MPR (dB)
Channel				20850	21100	21350		
Frequency (MHz)				2510	2535	2560		
20	QPSK	1	0	22.27	22.34	22.24	24	0
20	QPSK	1	49	22.09	22.24	22.08		
20	QPSK	1	99	22.15	22.18	22.14		
20	QPSK	50	0	21.26	21.33	21.28	23	1
20	QPSK	50	24	21.17	21.31	21.17		
20	QPSK	50	50	21.17	21.32	21.17		
20	QPSK	100	0	21.20	21.32	21.17		
20	16QAM	1	0	21.53	21.63	21.48	23	1
20	16QAM	1	49	21.36	21.52	21.35		
20	16QAM	1	99	21.42	21.44	21.40		
20	16QAM	50	0	20.31	20.31	20.27	22	2
20	16QAM	50	24	20.19	20.34	20.19		
20	16QAM	50	50	20.20	20.32	20.18		
20	16QAM	100	0	20.18	20.30	20.17		
20	64QAM	1	0	20.47	20.61	20.42	22	2
20	64QAM	1	49	20.31	20.44	20.25		
20	64QAM	1	99	20.35	20.38	20.31		
20	64QAM	50	0	19.30	19.33	19.29	21	3
20	64QAM	50	24	19.23	19.34	19.21		
20	64QAM	50	50	19.21	19.33	19.19		
20	64QAM	100	0	19.20	19.31	19.20		
Channel				20825	21100	21375	Tune-up limit (dBm)	MPR (dB)
Frequency (MHz)				2507.5	2535	2562.5		
15	QPSK	1	0	22.25	22.26	22.23	24	0
15	QPSK	1	37	22.20	22.21	22.08		
15	QPSK	1	74	22.13	22.27	22.14		
15	QPSK	36	0	21.25	21.30	21.20	23	1
15	QPSK	36	20	21.28	21.33	21.21		
15	QPSK	36	39	21.17	21.30	21.20		
15	QPSK	75	0	21.25	21.31	21.20		
15	16QAM	1	0	21.52	21.52	21.51	23	1
15	16QAM	1	37	21.47	21.50	21.37		
15	16QAM	1	74	21.40	21.54	21.41		
15	16QAM	36	0	20.27	20.31	20.16	22	2
15	16QAM	36	20	20.28	20.35	20.19		
15	16QAM	36	39	20.17	20.30	20.19		
15	16QAM	75	0	20.27	20.31	20.16		
15	64QAM	1	0	20.48	20.48	20.45	22	2
15	64QAM	1	37	20.41	20.43	20.29		
15	64QAM	1	74	20.34	20.47	20.32		
15	64QAM	36	0	19.29	19.33	19.21	21	3
15	64QAM	36	20	19.32	19.37	19.23		
15	64QAM	36	39	19.21	19.34	19.22		
15	64QAM	75	0	19.25	19.31	19.20		



Channel				20800	21100	21400	Tune-up limit (dBm)	MPR (dB)
Frequency (MHz)				2505	2535	2565		
10	QPSK	1	0	22.18	22.22	22.10	24	0
10	QPSK	1	25	22.16	22.22	22.10		
10	QPSK	1	49	22.03	22.23	22.10		
10	QPSK	25	0	21.18	21.24	21.12	23	1
10	QPSK	25	12	21.21	21.28	21.17		
10	QPSK	25	25	21.19	21.25	21.12		
10	QPSK	50	0	21.18	21.23	21.12	23	1
10	16QAM	1	0	21.44	21.45	21.37		
10	16QAM	1	25	21.40	21.46	21.33		
10	16QAM	1	49	21.28	21.46	21.33	22	2
10	16QAM	25	0	20.19	20.25	20.12		
10	16QAM	25	12	20.21	20.27	20.17		
10	16QAM	25	25	20.19	20.24	20.12	22	2
10	16QAM	50	0	20.19	20.25	20.11		
10	64QAM	1	0	20.35	20.37	20.27		
10	64QAM	1	25	20.36	20.38	20.27	22	2
10	64QAM	1	49	20.22	20.39	20.28		
10	64QAM	25	0	19.20	19.26	19.15		
10	64QAM	25	12	19.23	19.30	19.17	21	3
10	64QAM	25	25	19.19	19.26	19.16		
10	64QAM	50	0	19.22	19.26	19.15		
Channel				20775	21100	21425	Tune-up limit (dBm)	MPR (dB)
Frequency (MHz)				2502.5	2535	2567.5		
5	QPSK	1	0	22.11	22.20	22.08	24	0
5	QPSK	1	12	22.14	22.21	22.08		
5	QPSK	1	24	22.11	22.20	22.10		
5	QPSK	12	0	21.17	21.24	21.12	23	1
5	QPSK	12	7	21.21	21.24	21.17		
5	QPSK	12	13	21.14	21.25	21.13		
5	QPSK	25	0	21.13	21.24	21.13	23	1
5	16QAM	1	0	21.37	21.43	21.31		
5	16QAM	1	12	21.42	21.47	21.36		
5	16QAM	1	24	21.35	21.45	21.32	22	2
5	16QAM	12	0	20.19	20.26	20.15		
5	16QAM	12	7	20.20	20.27	20.20		
5	16QAM	12	13	20.15	20.23	20.15	22	2
5	16QAM	25	0	20.15	20.23	20.13		
5	64QAM	1	0	20.33	20.38	20.28		
5	64QAM	1	12	20.31	20.37	20.27	22	2
5	64QAM	1	24	20.30	20.37	20.26		
5	64QAM	12	0	19.19	19.28	19.16		
5	64QAM	12	7	19.22	19.29	19.21	21	3
5	64QAM	12	13	19.20	19.30	19.17		
5	64QAM	25	0	19.17	19.25	19.15		



<LTE Band 12>

BW [MHz]	Modulation	RB Size	RB Offset	Power Low Ch. / Freq.	Power Middle Ch. / Freq.	Power High Ch. / Freq.	Tune-up limit (dBm)	MPR (dB)
Channel				23060	23095	23130		
Frequency (MHz)				704	707.5	711		
10	QPSK	1	0	22.46	22.43	22.57	23.5	0
10	QPSK	1	25	22.33	22.28	22.33		
10	QPSK	1	49	22.31	22.35	22.38		
10	QPSK	25	0	21.83	21.84	21.96	23	0.5
10	QPSK	25	12	21.91	21.87	21.82		
10	QPSK	25	25	21.89	21.86	21.89		
10	QPSK	50	0	21.78	21.87	21.88		
10	16QAM	1	0	22.00	21.96	21.97	23	0.5
10	16QAM	1	25	22.08	21.99	22.07		
10	16QAM	1	49	21.98	22.07	22.13		
10	16QAM	25	0	20.83	20.86	20.84	22	1.5
10	16QAM	25	12	20.92	20.89	20.95		
10	16QAM	25	25	20.89	20.85	20.89		
10	16QAM	50	0	20.92	20.89	20.80		
10	64QAM	1	0	20.89	20.91	20.96	22	1.5
10	64QAM	1	25	21.16	21.05	21.18		
10	64QAM	1	49	20.93	21.19	21.11		
10	64QAM	25	0	20.21	20.09	20.18	21	2.5
10	64QAM	25	12	20.16	20.22	20.28		
10	64QAM	25	25	20.18	20.09	20.13		
10	64QAM	50	0	20.24	20.22	20.17		
Channel				23035	23095	23155		
Frequency (MHz)				701.5	707.5	713.5		
5	QPSK	1	0	22.28	22.28	22.33	23.5	0
5	QPSK	1	12	22.25	22.23	22.30		
5	QPSK	1	24	22.35	22.28	22.39		
5	QPSK	12	0	21.83	21.85	21.87	23	0.5
5	QPSK	12	7	21.85	21.89	21.88		
5	QPSK	12	13	21.85	21.84	21.97		
5	QPSK	25	0	21.81	21.83	21.86		
5	16QAM	1	0	22.01	22.02	22.08	23	0.5
5	16QAM	1	12	22.03	21.98	22.08		
5	16QAM	1	24	22.13	21.94	22.13		
5	16QAM	12	0	20.85	20.88	20.89	22	1.5
5	16QAM	12	7	20.86	20.89	20.90		
5	16QAM	12	13	20.87	20.84	20.98		
5	16QAM	25	0	20.82	20.87	20.87		
5	64QAM	1	0	21.07	21.05	21.15	22	1.5
5	64QAM	1	12	20.97	20.98	21.08		
5	64QAM	1	24	21.19	21.03	21.22		
5	64QAM	12	0	20.21	20.23	20.32	21	2.5
5	64QAM	12	7	20.26	20.29	20.27		
5	64QAM	12	13	20.05	20.20	20.25		
5	64QAM	25	0	20.21	20.23	20.18		



Channel				23025	23095	23165	Tune-up limit (dBm)	MPR (dB)
Frequency (MHz)				700.5	707.5	714.5		
3	QPSK	1	0	22.28	22.29	22.31	23.5	0
3	QPSK	1	8	22.28	22.28	22.41		
3	QPSK	1	14	22.28	22.30	22.39		
3	QPSK	8	0	21.82	21.84	21.90	23	0.5
3	QPSK	8	4	21.88	21.86	21.94		
3	QPSK	8	7	21.85	21.84	21.92		
3	QPSK	15	0	21.80	21.85	21.93	23	0.5
3	16QAM	1	0	22.01	21.99	22.05		
3	16QAM	1	8	22.00	21.99	22.17		
3	16QAM	1	14	21.99	21.92	22.12	22	1.5
3	16QAM	8	0	20.90	20.90	20.94		
3	16QAM	8	4	20.94	20.91	21.02		
3	16QAM	8	7	20.89	20.90	20.98	21	2.5
3	16QAM	15	0	20.83	20.88	20.95		
3	64QAM	1	0	21.04	20.95	21.18		
3	64QAM	1	8	21.07	21.01	20.79	22	1.5
3	64QAM	1	14	21.00	21.05	21.16		
3	64QAM	8	0	20.26	20.24	20.24		
3	64QAM	8	4	20.22	20.20	20.35	21	2.5
3	64QAM	8	7	20.26	20.10	20.28		
3	64QAM	15	0	20.06	20.08	20.29		
Channel				23017	23095	23173	Tune-up limit (dBm)	MPR (dB)
Frequency (MHz)				699.7	707.5	715.3		
1.4	QPSK	1	0	22.21	22.18	22.30	23.5	0
1.4	QPSK	1	3	22.28	22.24	22.33		
1.4	QPSK	1	5	22.21	22.19	22.30		
1.4	QPSK	3	0	22.25	22.26	22.36		
1.4	QPSK	3	1	22.31	22.30	22.41		
1.4	QPSK	3	3	22.25	22.25	22.34		
1.4	QPSK	6	0	21.76	21.76	21.87	23	0.5
1.4	16QAM	1	0	21.93	21.87	22.05	23	0.5
1.4	16QAM	1	3	22.01	21.94	22.12		
1.4	16QAM	1	5	21.93	21.87	22.03		
1.4	16QAM	3	0	21.75	21.73	21.87		
1.4	16QAM	3	1	21.79	21.78	21.91		
1.4	16QAM	3	3	21.74	21.72	21.85		
1.4	16QAM	6	0	20.84	20.83	20.93	22	1.5
1.4	64QAM	1	0	20.98	21.02	21.13	22	1.5
1.4	64QAM	1	3	21.04	21.03	21.15		
1.4	64QAM	1	5	20.99	20.99	21.17		
1.4	64QAM	3	0	20.98	21.00	21.16		
1.4	64QAM	3	1	20.98	21.09	21.17		
1.4	64QAM	3	3	20.90	20.88	21.07		
1.4	64QAM	6	0	20.05	20.10	20.22	21	2.5



<LTE Band 17>

BW [MHz]	Modulation	RB Size	RB Offset	Power Low Ch. / Freq.	Power Middle Ch. / Freq.	Power High Ch. / Freq.	Tune-up limit (dBm)	MPR (dB)
Channel				23780	23790	23800		
Frequency (MHz)				709	710	711		
10	QPSK	1	0	22.44	22.45	22.43		
10	QPSK	1	25	22.39	22.44	22.41	24	0
10	QPSK	1	49	22.40	22.38	22.37		
10	QPSK	25	0	21.56	21.58	21.56		
10	QPSK	25	12	21.53	21.55	21.55	23	1
10	QPSK	25	25	21.55	21.51	21.50		
10	QPSK	50	0	21.54	21.51	21.50		
10	16QAM	1	0	21.63	21.59	21.64	23	1
10	16QAM	1	25	21.63	21.65	21.67		
10	16QAM	1	49	21.64	21.63	21.59		
10	16QAM	25	0	20.56	20.54	20.53	22	2
10	16QAM	25	12	20.58	20.56	20.52		
10	16QAM	25	25	20.50	20.49	20.47		
10	16QAM	50	0	20.57	20.52	20.50	22	2
10	64QAM	1	0	21.01	20.95	21.04		
10	64QAM	1	25	21.00	20.99	20.99		
10	64QAM	1	49	20.99	21.01	20.97	22	2
10	64QAM	25	0	20.02	19.97	19.96		
10	64QAM	25	12	20.03	20.01	19.96		
10	64QAM	25	25	19.95	19.94	19.92	21	3
10	64QAM	50	0	20.02	19.98	19.96		
Channel				23755	23790	23825		
Frequency (MHz)				706.5	710	713.5		
5	QPSK	1	0	22.32	22.40	22.42		
5	QPSK	1	12	22.41	22.43	22.37		
5	QPSK	1	24	22.41	22.41	22.36		
5	QPSK	12	0	21.44	21.52	21.48		
5	QPSK	12	7	21.58	21.54	21.49	23	1
5	QPSK	12	13	21.56	21.50	21.47		
5	QPSK	25	0	21.52	21.51	21.48		
5	16QAM	1	0	21.64	21.60	21.61	23	1
5	16QAM	1	12	21.70	21.65	21.65		
5	16QAM	1	24	21.62	21.65	21.59		
5	16QAM	12	0	20.51	20.53	20.49	22	2
5	16QAM	12	7	20.60	20.52	20.50		
5	16QAM	12	13	20.56	20.48	20.48		
5	16QAM	25	0	20.55	20.52	20.48	22	2
5	64QAM	1	0	21.00	21.00	20.98		
5	64QAM	1	12	21.05	20.99	20.99		
5	64QAM	1	24	21.02	20.99	20.97	22	2
5	64QAM	12	0	19.94	19.99	19.95		
5	64QAM	12	7	20.03	20.02	19.95		
5	64QAM	12	13	20.02	19.96	19.92	21	3
5	64QAM	25	0	19.99	19.94	19.88		



<LTE Band 26>

BW [MHz]	Modulation	RB Size	RB Offset	Power Low Ch. / Freq.	Power Middle Ch. / Freq.	Power High Ch. / Freq.	Tune-up limit (dBm)	MPR (dB)
Channel				26765	26865	26965		
Frequency (MHz)				821.5	831.5	841.5		
15	QPSK	1	0	22.75	22.72	22.73		
15	QPSK	1	37	22.56	22.52	22.33	23.5	0
15	QPSK	1	74	22.57	22.38	22.15		
15	QPSK	36	0	22.25	22.15	22.04		
15	QPSK	36	20	22.14	22.11	21.94	23	0.5
15	QPSK	36	39	22.08	22.02	21.82		
15	QPSK	75	0	22.10	22.08	21.91		
15	16QAM	1	0	22.31	22.27	22.29	23	0.5
15	16QAM	1	37	22.33	22.26	22.06		
15	16QAM	1	74	22.28	22.12	21.91		
15	16QAM	36	0	21.11	21.15	21.07	22	1.5
15	16QAM	36	20	21.17	21.14	20.95		
15	16QAM	36	39	21.04	21.05	20.82		
15	16QAM	75	0	21.12	21.13	20.88	22	1.5
15	64QAM	1	0	21.44	21.33	21.35		
15	64QAM	1	37	21.38	21.31	21.25		
15	64QAM	1	74	21.35	21.19	21.06	22	1.5
15	64QAM	36	0	20.42	20.55	20.40		
15	64QAM	36	20	20.53	20.54	20.37		
15	64QAM	36	39	20.51	20.39	20.23	21	2.5
15	64QAM	75	0	20.52	20.52	20.24		
Channel				26740	26865	26990		
Frequency (MHz)				819	831.5	844		
10	QPSK	1	0	22.56	22.53	22.38		
10	QPSK	1	25	22.58	22.54	22.31		
10	QPSK	1	49	22.53	22.45	22.21		
10	QPSK	25	0	22.05	22.14	21.89		
10	QPSK	25	12	22.12	22.12	21.88	23	0.5
10	QPSK	25	25	22.09	22.04	21.83		
10	QPSK	50	0	22.13	22.09	21.84		
10	16QAM	1	0	22.28	22.20	22.10	23	0.5
10	16QAM	1	25	22.31	22.21	22.03		
10	16QAM	1	49	22.19	22.15	21.92		
10	16QAM	25	0	21.07	21.13	20.92	22	1.5
10	16QAM	25	12	21.16	21.11	20.90		
10	16QAM	25	25	21.10	21.03	20.81		
10	16QAM	50	0	21.15	21.07	20.86	22	1.5
10	64QAM	1	0	21.33	21.24	21.19		
10	64QAM	1	25	21.41	21.26	21.10		
10	64QAM	1	49	21.21	21.27	20.98	22	1.5
10	64QAM	25	0	20.47	20.54	20.32		
10	64QAM	25	12	20.54	20.50	20.27		
10	64QAM	25	25	20.45	20.44	20.21	21	2.5
10	64QAM	50	0	20.55	20.51	20.31		



Channel				26715	26865	27015	Tune-up limit (dBm)	MPR (dB)
Frequency (MHz)				816.5	831.5	846.5		
5	QPSK	1	0	22.54	22.60	22.33	23.5	0
5	QPSK	1	12	22.49	22.53	22.28		
5	QPSK	1	24	22.58	22.49	22.23		
5	QPSK	12	0	22.07	22.11	21.82	23	0.5
5	QPSK	12	7	22.09	22.11	21.84		
5	QPSK	12	13	22.02	22.06	21.80		
5	QPSK	25	0	22.04	22.09	21.84		
5	16QAM	1	0	22.25	22.22	22.02	23	0.5
5	16QAM	1	12	22.24	22.22	22.02		
5	16QAM	1	24	22.27	22.22	21.93		
5	16QAM	12	0	21.09	21.09	20.83	22	1.5
5	16QAM	12	7	21.12	21.09	20.84		
5	16QAM	12	13	21.05	21.04	20.81		
5	16QAM	25	0	21.08	21.07	20.82		
5	64QAM	1	0	21.38	21.34	21.07	22	1.5
5	64QAM	1	12	21.29	21.27	21.09		
5	64QAM	1	24	21.33	21.35	21.08		
5	64QAM	12	0	20.54	20.55	20.25	21	2.5
5	64QAM	12	7	20.53	20.57	20.33		
5	64QAM	12	13	20.50	20.54	20.21		
5	64QAM	25	0	20.50	20.42	20.21		
Channel				26705	26865	27025	Tune-up limit (dBm)	MPR (dB)
Frequency (MHz)				815.5	831.5	847.5		
3	QPSK	1	0	22.54	22.58	22.30	23.5	0
3	QPSK	1	8	22.50	22.52	22.28		
3	QPSK	1	14	22.50	22.50	22.26		
3	QPSK	8	0	22.06	22.08	21.85	23	0.5
3	QPSK	8	4	22.07	22.08	21.83		
3	QPSK	8	7	22.03	22.05	21.82		
3	QPSK	15	0	22.04	22.08	21.79		
3	16QAM	1	0	22.23	22.21	22.04	23	0.5
3	16QAM	1	8	22.25	22.22	21.98		
3	16QAM	1	14	22.23	22.21	21.93		
3	16QAM	8	0	21.13	21.15	20.90	22	1.5
3	16QAM	8	4	21.15	21.15	20.91		
3	16QAM	8	7	21.10	21.14	20.86		
3	16QAM	15	0	21.08	21.08	20.85		
3	64QAM	1	0	21.42	21.29	21.13	22	1.5
3	64QAM	1	8	21.34	21.39	21.04		
3	64QAM	1	14	21.34	21.30	21.02		
3	64QAM	8	0	20.51	20.52	20.29	21	2.5
3	64QAM	8	4	20.53	20.58	20.27		
3	64QAM	8	7	20.46	20.47	20.28		
3	64QAM	15	0	20.40	20.43	20.22		



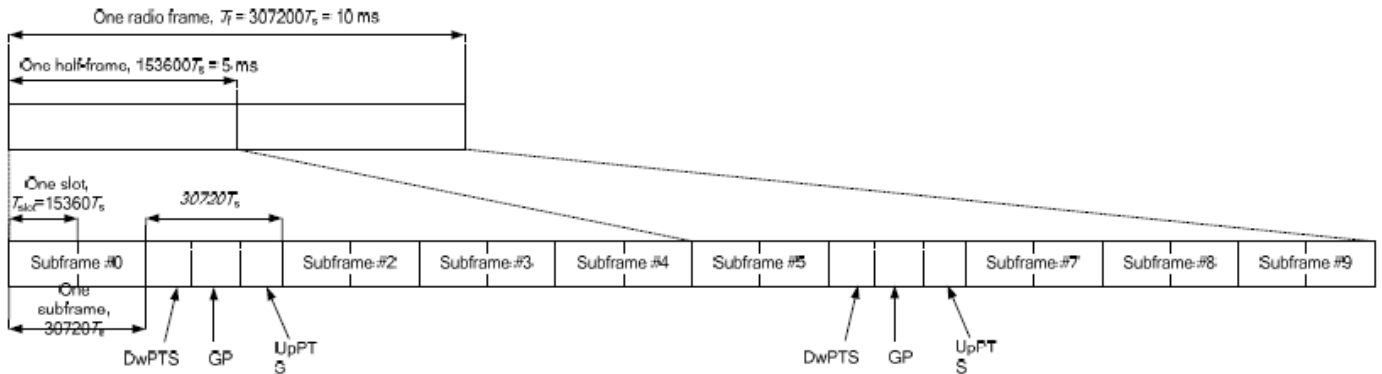
Channel				26697	26865	27033	Tune-up limit (dBm)	MPR (dB)
Frequency (MHz)				814.7	831.5	848.3		
1.4	QPSK	1	0	22.44	22.47	22.17	23.5	0
1.4	QPSK	1	3	22.49	22.51	22.23		
1.4	QPSK	1	5	22.43	22.42	22.15		
1.4	QPSK	3	0	22.50	22.51	22.24		
1.4	QPSK	3	1	22.57	22.55	22.29		
1.4	QPSK	3	3	22.49	22.50	22.23		
1.4	QPSK	6	0	22.01	22.01	21.74	23	0.5
1.4	16QAM	1	0	22.18	22.16	21.92	23	0.5
1.4	16QAM	1	3	22.24	22.22	21.96		
1.4	16QAM	1	5	22.19	22.14	21.87		
1.4	16QAM	3	0	22.00	22.01	21.75		
1.4	16QAM	3	1	22.04	22.04	21.80		
1.4	16QAM	3	3	21.98	21.99	21.74		
1.4	16QAM	6	0	21.06	21.06	20.79	22	1.5
1.4	64QAM	1	0	21.25	21.30	21.06	22	1.5
1.4	64QAM	1	3	21.31	21.31	21.06		
1.4	64QAM	1	5	21.27	21.30	21.02		
1.4	64QAM	3	0	21.27	21.32	20.97		
1.4	64QAM	3	1	21.33	21.32	21.04		
1.4	64QAM	3	3	21.25	21.25	20.99		
1.4	64QAM	6	0	20.36	20.33	20.17	21	2.5

**<TDD LTE SAR Measurement>**

TDD LTE configuration setup for SAR measurement

SAR was tested with a fixed periodic duty factor according to the highest transmission duty factor implemented for the device and supported by 3GPP.

- a. 3GPP TS 36.211 section 4.2 for Type 2 Frame Structure and Table 4.2-2 for uplink-downlink configurations
- b. "special subframe S" contains both uplink and downlink transmissions, it has been taken into consideration to determine the transmission duty factor according to the worst case uplink and downlink cyclic prefix requirements for UpPTS
- c. Establishing connections with base station simulators ensure a consistent means for testing SAR and recommended for evaluating SAR. The Anritsu MT8820C (firmware: #22.52#004) was used for LTE output power measurements and SAR testing.



**Figure 4.2-1: Frame structure type 2 (for 5 ms switch-point periodicity).**

**Table 4.2-2: Uplink-downlink configurations.**

Uplink-downlink configuration	Downlink-to-Uplink Switch-point periodicity	Subframe number									
		0	1	2	3	4	5	6	7	8	9
0	5 ms	D	S	U	U	U	D	S	U	U	U
1	5 ms	D	S	U	U	D	D	S	U	U	D
2	5 ms	D	S	U	D	D	D	S	U	D	D
3	10 ms	D	S	U	U	U	D	D	D	D	D
4	10 ms	D	S	U	U	D	D	D	D	D	D
5	10 ms	D	S	U	D	D	D	D	D	D	D
6	5 ms	D	S	U	U	U	D	S	U	U	D

**Table 4.2-1: Configuration of special subframe (lengths of DwPTS/GP/UpPTS).**

Special subframe configuration	Normal cyclic prefix in downlink			Extended cyclic prefix in downlink				
	DwPTS	UpPTS		DwPTS	UpPTS			
		Normal cyclic prefix in uplink	Extended cyclic prefix in uplink		Normal cyclic prefix in uplink	Extended cyclic prefix in uplink		
0	6592 · Ts	2192 · Ts	2560 · Ts	7680 · Ts	2192 · Ts	2560 · Ts		
1	19760 · Ts			20480 · Ts				
2	21952 · Ts			23040 · Ts				
3	24144 · Ts			25600 · Ts				
4	26336 · Ts			7680 · Ts				
5	6592 · Ts	4384 · Ts	5120 · Ts	20480 · Ts	4384 · Ts	5120 · Ts		
6	19760 · Ts			23040 · Ts				
7	21952 · Ts			12800 · Ts				
8	24144 · Ts			-			-	-
9	13168 · Ts			-			-	-

<b>Special subframe (30720·T<sub>s</sub>): Normal cyclic prefix in downlink (UpPTS)</b>			
	<b>Special subframe configuration</b>	<b>Normal cyclic prefix in uplink</b>	<b>Extended cyclic prefix in uplink</b>
<b>Uplink duty factor in one special subframe</b>	<b>0~4</b>	7.13%	8.33%
	<b>5~9</b>	14.3%	16.7%

<b>Special subframe(30720·T<sub>s</sub>): Extended cyclic prefix in downlink (UpPTS)</b>			
	<b>Special subframe configuration</b>	<b>Normal cyclic prefix in uplink</b>	<b>Extended cyclic prefix in uplink</b>
<b>Uplink duty factor in one special subframe</b>	<b>0~3</b>	7.13%	8.33%
	<b>4~7</b>	14.3%	16.7%

The highest duty factor is resulted from:

- i. Uplink-downlink configuration: 0. In a half-frame consisted of 5 subframes, uplink operation is in 3 uplink subframes and 1 special subframe.
- ii. special subframe configuration: 5-9 for normal cyclic prefix in downlink, 4-7 for extended cyclic prefix in downlink
- iii. for special subframe with extended cyclic prefix in uplink, the total uplink duty factor in one half-frame is:  $(3+0.167)/5 = 63.3\%$
- iv. for special subframe with normal cyclic prefix in uplink, the total uplink duty factor in one half-frame is:  $(3+0.143)/5 = 62.9\%$
- v. For TDD LTE SAR measurement, the duty cycle 1:1.59 (62.9 %) was used perform testing and considering the theoretical duty cycle of 63.3% for extended cyclic prefix in the uplink, and the theoretical duty cycle of 62.9% for normal cyclic prefix in uplink, a scaling factor of extended cyclic prefix  $63.3\%/62.9\% = 1.006$  is applied to scale-up the measured SAR result. The scaled TDD LTE SAR = measured SAR (W/kg)\* Tune-up Scaling Factor\* scaling factor for extended cyclic prefix.



<At-Head and Default Power Mode>

<LTE Band 38>

BW [MHz]	Modulation	RB Size	RB Offset	Power Low Ch. / Freq.	Power Middle Ch. / Freq.	Power High Ch. / Freq.	Tune-up limit (dBm)	MPR (dB)
Channel				37850	38000	38150		
Frequency (MHz)				2580	2595	2610		
20	QPSK	1	0	22.31	22.27	22.18	24	0
20	QPSK	1	49	22.18	22.13	22.16		
20	QPSK	1	99	22.04	22.08	22.10		
20	QPSK	50	0	21.31	21.19	21.18	23	1
20	QPSK	50	24	21.19	21.17	21.10		
20	QPSK	50	50	21.18	21.09	21.08		
20	QPSK	100	0	21.16	21.13	21.15	23	1
20	16QAM	1	0	21.40	21.41	21.29		
20	16QAM	1	49	21.22	21.24	21.24		
20	16QAM	1	99	21.13	21.15	21.17	22	2
20	16QAM	50	0	20.34	20.18	20.15		
20	16QAM	50	24	20.23	20.14	20.15		
20	16QAM	50	50	20.16	20.16	20.07	21	3
20	16QAM	100	0	20.22	20.13	20.18		
20	64QAM	1	0	21.92	21.94	21.81		
20	64QAM	1	49	21.77	21.75	21.81	22	2
20	64QAM	1	99	21.64	21.69	21.72		
20	64QAM	50	0	20.99	20.89	20.87		
20	64QAM	50	24	20.90	20.83	20.89	21	3
20	64QAM	50	50	20.88	20.86	20.82		
20	64QAM	100	0	20.90	20.85	20.89		
Channel				37825	38000	38175	Tune-up limit (dBm)	MPR (dB)
Frequency (MHz)				2577.5	2595	2612.5		
15	QPSK	1	0	22.26	22.20	22.23	24	0
15	QPSK	1	37	22.19	22.17	22.17		
15	QPSK	1	74	22.19	22.11	22.15		
15	QPSK	36	0	21.28	21.10	21.13	23	1
15	QPSK	36	20	21.17	21.09	21.21		
15	QPSK	36	39	21.13	21.14	21.13		
15	QPSK	75	0	21.16	21.12	21.20	23	1
15	16QAM	1	0	21.38	21.32	21.30		
15	16QAM	1	37	21.23	21.22	21.27		
15	16QAM	1	74	21.26	21.19	21.22	22	2
15	16QAM	36	0	20.23	20.17	20.19		
15	16QAM	36	20	20.18	20.10	20.23		
15	16QAM	36	39	20.11	20.11	20.11	22	2
15	16QAM	75	0	20.20	20.20	20.20		
15	64QAM	1	0	21.88	21.80	21.82		
15	64QAM	1	37	21.79	21.80	21.80	22	2
15	64QAM	1	74	21.79	21.71	21.73		
15	64QAM	36	0	20.99	20.82	20.90		
15	64QAM	36	20	20.89	20.81	20.95	21	3
15	64QAM	36	39	20.85	20.85	20.84		
15	64QAM	75	0	20.85	20.86	20.98		



Channel				37800	38000	38200	Tune-up limit (dBm)	MPR (dB)
Frequency (MHz)				2575	2595	2615		
10	QPSK	1	0	22.25	22.17	22.16	24	0
10	QPSK	1	25	22.26	22.14	22.10		
10	QPSK	1	49	22.16	22.17	22.16		
10	QPSK	25	0	21.22	21.12	21.22	23	1
10	QPSK	25	12	21.29	21.11	21.11		
10	QPSK	25	25	21.12	21.09	21.11		
10	QPSK	50	0	21.22	21.11	21.07	23	1
10	16QAM	1	0	21.36	21.23	21.29		
10	16QAM	1	25	21.38	21.23	21.21		
10	16QAM	1	49	21.22	21.22	21.21	22	2
10	16QAM	25	0	20.28	20.09	20.23		
10	16QAM	25	12	20.29	20.20	20.18		
10	16QAM	25	25	20.12	20.12	20.11	21	3
10	16QAM	50	0	20.28	20.20	20.16		
10	64QAM	1	0	21.80	21.76	21.79		
10	64QAM	1	25	21.79	21.72	21.66	22	2
10	64QAM	1	49	21.70	21.75	21.67		
10	64QAM	25	0	21.00	20.87	20.97		
10	64QAM	25	12	20.99	20.95	20.89	21	3
10	64QAM	25	25	20.88	20.87	20.83		
10	64QAM	50	0	20.97	20.90	20.88		
Channel				37775	38000	38225	Tune-up limit (dBm)	MPR (dB)
Frequency (MHz)				2572.5	2595	2617.5		
5	QPSK	1	0	22.22	22.16	22.10	24	0
5	QPSK	1	12	22.25	22.17	22.11		
5	QPSK	1	24	22.16	22.11	22.10		
5	QPSK	12	0	21.24	21.10	21.12	23	1
5	QPSK	12	7	21.23	21.12	21.16		
5	QPSK	12	13	21.14	21.12	21.15		
5	QPSK	25	0	21.19	21.05	21.14	23	1
5	16QAM	1	0	21.32	21.23	21.18		
5	16QAM	1	12	21.30	21.25	21.19		
5	16QAM	1	24	21.27	21.22	21.20	22	2
5	16QAM	12	0	20.27	20.10	20.12		
5	16QAM	12	7	20.24	20.10	20.16		
5	16QAM	12	13	20.21	20.04	20.12	22	2
5	16QAM	25	0	20.27	20.19	20.17		
5	64QAM	1	0	21.80	21.70	21.68		
5	64QAM	1	12	21.75	21.73	21.66	22	2
5	64QAM	1	24	21.77	21.71	21.68		
5	64QAM	12	0	20.98	20.85	20.86		
5	64QAM	12	7	20.97	20.85	20.92	21	3
5	64QAM	12	13	20.93	20.87	20.88		
5	64QAM	25	0	20.96	20.82	20.90		



<LTE Band 41>

BW [MHz]	Modulation	RB Size	RB Offset	Power Low Ch. / Freq.	Power Middle Low Ch. / Freq.	Power Middle High Ch. / Freq.	Power High Ch. / Freq.	Tune-up limit (dBm)	MPR (dB)
Channel				40240	40500	40770	41140		
Frequency (MHz)				2555	2581	2608	2645		
20	QPSK	1	0	22.34	22.28	22.37	22.22	24	0
20	QPSK	1	49	22.19	22.23	22.27	22.11		
20	QPSK	1	99	22.22	22.11	22.19	22.09		
20	QPSK	50	0	21.27	21.19	21.34	21.14	23	1
20	QPSK	50	24	21.20	21.18	21.23	21.12		
20	QPSK	50	50	21.16	21.07	21.16	21.07		
20	QPSK	100	0	21.25	21.13	21.27	21.02		
20	16QAM	1	0	21.43	21.40	21.48	21.28	23	1
20	16QAM	1	49	21.25	21.30	21.34	21.17		
20	16QAM	1	99	21.28	21.22	21.28	21.15		
20	16QAM	50	0	20.35	20.20	20.24	20.26	22	2
20	16QAM	50	24	20.26	20.16	20.25	20.10		
20	16QAM	50	50	20.27	20.13	20.18	20.15		
20	16QAM	100	0	20.27	20.19	20.26	20.12		
20	64QAM	1	0	20.19	20.12	20.23	20.06	22	2
20	64QAM	1	49	20.03	20.06	20.08	20.05		
20	64QAM	1	99	20.02	20.01	20.08	20.02		
20	64QAM	50	0	19.33	19.21	19.27	19.21	21	3
20	64QAM	50	24	19.29	19.24	19.26	19.15		
20	64QAM	50	50	19.25	19.18	19.18	19.13		
20	64QAM	100	0	19.24	19.21	19.30	19.11		
Channel				40215	40495	40785	41165	Tune-up limit (dBm)	MPR (dB)
Frequency (MHz)				2552.5	2580.5	2609.5	2647.5		
15	QPSK	1	0	22.32	22.29	22.23	22.17	24	0
15	QPSK	1	37	22.31	22.23	22.07	22.10		
15	QPSK	1	74	22.20	22.25	22.08	22.07		
15	QPSK	36	0	21.26	21.16	21.11	21.12	23	1
15	QPSK	36	20	21.35	21.15	21.04	21.17		
15	QPSK	36	39	21.22	21.17	21.02	21.09		
15	QPSK	75	0	21.29	21.13	21.03	21.00		
15	16QAM	1	0	21.42	21.37	21.31	21.22	23	1
15	16QAM	1	37	21.35	21.32	21.09	21.13		
15	16QAM	1	74	21.31	21.32	21.15	21.13		
15	16QAM	36	0	20.30	20.19	20.03	20.09	22	2
15	16QAM	36	20	20.30	20.17	20.06	20.08		
15	16QAM	36	39	20.17	20.13	20.04	20.02		
15	16QAM	75	0	20.30	20.17	20.04	20.03		
15	64QAM	1	0	20.13	20.11	20.05	20.00	22	2
15	64QAM	1	37	20.18	20.16	20.06	20.03		
15	64QAM	1	74	20.10	20.20	20.02	20.01		
15	64QAM	36	0	19.30	19.23	19.17	19.01	21	3
15	64QAM	36	20	19.33	19.24	19.10	19.05		
15	64QAM	36	39	19.22	19.18	19.08	19.02		
15	64QAM	75	0	19.36	19.16	19.12	19.02		



Channel				40190	40490	40790	41190	Tune-up limit (dBm)	MPR (dB)
Frequency (MHz)				2550	2580	2610	2650		
10	QPSK	1	0	22.26	22.26	22.18	22.21	24	0
10	QPSK	1	25	22.25	22.23	22.06	22.14		
10	QPSK	1	49	22.17	22.24	22.06	22.16		
10	QPSK	25	0	21.23	21.13	21.06	21.12	23	1
10	QPSK	25	12	21.29	21.12	21.00	21.04		
10	QPSK	25	25	21.25	21.10	21.02	21.07		
10	QPSK	50	0	21.25	21.08	21.01	21.02	23	1
10	16QAM	1	0	21.33	21.32	21.27	21.19		
10	16QAM	1	25	21.32	21.31	21.18	21.11		
10	16QAM	1	49	21.23	21.26	21.13	21.09	22	2
10	16QAM	25	0	20.28	20.13	20.14	20.08		
10	16QAM	25	12	20.28	20.20	20.11	20.06		
10	16QAM	25	25	20.24	20.09	20.07	20.06	22	2
10	16QAM	50	0	20.27	20.15	20.06	20.02		
10	64QAM	1	0	20.11	20.04	20.04	20.04		
10	64QAM	1	25	20.08	20.08	20.06	20.09	22	2
10	64QAM	1	49	20.08	20.01	20.01	20.05		
10	64QAM	25	0	19.30	19.16	19.17	19.09		
10	64QAM	25	12	19.34	19.21	19.13	19.11	21	3
10	64QAM	25	25	19.30	19.13	19.09	19.08		
10	64QAM	50	0	19.28	19.19	19.08	19.08		
Channel				40165	40485	40805	41215	Tune-up limit (dBm)	MPR (dB)
Frequency (MHz)				2547.5	2579.5	2611.5	2652.5		
5	QPSK	1	0	22.21	22.24	22.07	22.13	24	0
5	QPSK	1	12	22.22	22.20	22.10	22.14		
5	QPSK	1	24	22.19	22.14	22.03	22.02		
5	QPSK	12	0	21.25	21.13	21.04	21.02	23	1
5	QPSK	12	7	21.25	21.17	21.10	21.05		
5	QPSK	12	13	21.24	21.11	21.01	21.01		
5	QPSK	25	0	21.20	21.06	21.01	21.02	23	1
5	16QAM	1	0	21.27	21.30	21.14	21.12		
5	16QAM	1	12	21.30	21.32	21.14	21.18		
5	16QAM	1	24	21.31	21.28	21.14	21.15	22	2
5	16QAM	12	0	20.24	20.12	20.05	20.06		
5	16QAM	12	7	20.25	20.17	20.06	20.08		
5	16QAM	12	13	20.22	20.13	20.09	20.09	22	2
5	16QAM	25	0	20.25	20.16	20.11	20.06		
5	64QAM	1	0	20.16	20.03	20.08	20.06		
5	64QAM	1	12	20.14	20.04	20.04	20.08	22	2
5	64QAM	1	24	20.15	20.09	20.03	20.03		
5	64QAM	12	0	19.26	19.17	19.07	19.07		
5	64QAM	12	7	19.28	19.19	19.09	19.03	21	3
5	64QAM	12	13	19.27	19.14	19.10	19.12		
5	64QAM	25	0	19.28	19.15	19.13	19.08		



<Near-body and Hotspot Mode>

<LTE Band 38>

BW [MHz]	Modulation	RB Size	RB Offset	Power Low Ch. / Freq.	Power Middle Ch. / Freq.	Power High Ch. / Freq.	Tune-up limit (dBm)	MPR (dB)
Channel				37850	38000	38150		
Frequency (MHz)				2580	2595	2610		
20	QPSK	1	0	22.31	22.27	22.18	24	0
20	QPSK	1	49	22.18	22.13	22.16		
20	QPSK	1	99	22.04	22.08	22.10		
20	QPSK	50	0	21.31	21.19	21.18	23	1
20	QPSK	50	24	21.19	21.17	21.10		
20	QPSK	50	50	21.18	21.09	21.08		
20	QPSK	100	0	21.16	21.13	21.15	23	1
20	16QAM	1	0	21.40	21.41	21.29		
20	16QAM	1	49	21.22	21.24	21.24		
20	16QAM	1	99	21.13	21.15	21.17	22	2
20	16QAM	50	0	20.34	20.18	20.15		
20	16QAM	50	24	20.23	20.14	20.15		
20	16QAM	50	50	20.16	20.16	20.07	22	2
20	16QAM	100	0	20.22	20.13	20.18		
20	64QAM	1	0	21.92	21.94	21.81		
20	64QAM	1	49	21.77	21.75	21.81	22	2
20	64QAM	1	99	21.64	21.69	21.72		
20	64QAM	50	0	20.99	20.89	20.87		
20	64QAM	50	24	20.90	20.83	20.89	21	3
20	64QAM	50	50	20.88	20.86	20.82		
20	64QAM	100	0	20.90	20.85	20.89		
Channel				37825	38000	38175		
Frequency (MHz)				2577.5	2595	2612.5		
15	QPSK	1	0	22.26	22.20	22.23	24	0
15	QPSK	1	37	22.19	22.17	22.17		
15	QPSK	1	74	22.19	22.11	22.15		
15	QPSK	36	0	21.28	21.10	21.13	23	1
15	QPSK	36	20	21.17	21.09	21.21		
15	QPSK	36	39	21.13	21.14	21.13		
15	QPSK	75	0	21.16	21.12	21.20	23	1
15	16QAM	1	0	21.38	21.32	21.30		
15	16QAM	1	37	21.23	21.22	21.27		
15	16QAM	1	74	21.26	21.19	21.22	22	2
15	16QAM	36	0	20.23	20.17	20.19		
15	16QAM	36	20	20.18	20.10	20.23		
15	16QAM	36	39	20.11	20.11	20.11	22	2
15	16QAM	75	0	20.20	20.20	20.20		
15	64QAM	1	0	21.88	21.80	21.82		
15	64QAM	1	37	21.79	21.80	21.80	22	2
15	64QAM	1	74	21.79	21.71	21.73		
15	64QAM	36	0	20.99	20.82	20.90		
15	64QAM	36	20	20.89	20.81	20.95	21	3
15	64QAM	36	39	20.85	20.85	20.84		
15	64QAM	75	0	20.85	20.86	20.98		



Channel				37800	38000	38200	Tune-up limit (dBm)	MPR (dB)
Frequency (MHz)				2575	2595	2615		
10	QPSK	1	0	22.25	22.17	22.16	24	0
10	QPSK	1	25	22.26	22.14	22.10		
10	QPSK	1	49	22.16	22.17	22.16		
10	QPSK	25	0	21.22	21.12	21.22	23	1
10	QPSK	25	12	21.29	21.11	21.11		
10	QPSK	25	25	21.12	21.09	21.11		
10	QPSK	50	0	21.22	21.11	21.07	23	1
10	16QAM	1	0	21.36	21.23	21.29		
10	16QAM	1	25	21.38	21.23	21.21		
10	16QAM	1	49	21.22	21.22	21.21	22	2
10	16QAM	25	0	20.28	20.09	20.23		
10	16QAM	25	12	20.29	20.20	20.18		
10	16QAM	25	25	20.12	20.12	20.11	21	3
10	16QAM	50	0	20.28	20.20	20.16		
10	64QAM	1	0	21.80	21.76	21.79		
10	64QAM	1	25	21.79	21.72	21.66	22	2
10	64QAM	1	49	21.70	21.75	21.67		
10	64QAM	25	0	21.00	20.87	20.97		
10	64QAM	25	12	20.99	20.95	20.89	21	3
10	64QAM	25	25	20.88	20.87	20.83		
10	64QAM	50	0	20.97	20.90	20.88		
Channel				37775	38000	38225	Tune-up limit (dBm)	MPR (dB)
Frequency (MHz)				2572.5	2595	2617.5		
5	QPSK	1	0	22.22	22.16	22.10	24	0
5	QPSK	1	12	22.25	22.17	22.11		
5	QPSK	1	24	22.16	22.11	22.10		
5	QPSK	12	0	21.24	21.10	21.12	23	1
5	QPSK	12	7	21.23	21.12	21.16		
5	QPSK	12	13	21.14	21.12	21.15		
5	QPSK	25	0	21.19	21.05	21.14	23	1
5	16QAM	1	0	21.32	21.23	21.18		
5	16QAM	1	12	21.30	21.25	21.19		
5	16QAM	1	24	21.27	21.22	21.20	22	2
5	16QAM	12	0	20.27	20.10	20.12		
5	16QAM	12	7	20.24	20.10	20.16		
5	16QAM	12	13	20.21	20.04	20.12	22	2
5	16QAM	25	0	20.27	20.19	20.17		
5	64QAM	1	0	21.80	21.70	21.68		
5	64QAM	1	12	21.75	21.73	21.66	22	2
5	64QAM	1	24	21.77	21.71	21.68		
5	64QAM	12	0	20.98	20.85	20.86		
5	64QAM	12	7	20.97	20.85	20.92	21	3
5	64QAM	12	13	20.93	20.87	20.88		
5	64QAM	25	0	20.96	20.82	20.90		



<LTE Band 41>

BW [MHz]	Modulation	RB Size	RB Offset	Power Low Ch. / Freq.	Power Middle Low Ch. / Freq.	Power Middle High Ch. / Freq.	Power High Ch. / Freq.	Tune-up limit (dBm)	MPR (dB)
Channel				40240	40500	40770	41140		
Frequency (MHz)				2555	2581	2608	2645		
20	QPSK	1	0	22.34	22.28	22.37	22.22	24	0
20	QPSK	1	49	22.19	22.23	22.27	22.11		
20	QPSK	1	99	22.22	22.11	22.19	22.09		
20	QPSK	50	0	21.27	21.19	21.34	21.14	23	1
20	QPSK	50	24	21.20	21.18	21.23	21.12		
20	QPSK	50	50	21.16	21.07	21.16	21.07		
20	QPSK	100	0	21.25	21.13	21.27	21.02		
20	16QAM	1	0	21.43	21.40	21.48	21.28	23	1
20	16QAM	1	49	21.25	21.30	21.34	21.17		
20	16QAM	1	99	21.28	21.22	21.28	21.15		
20	16QAM	50	0	20.35	20.20	20.24	20.26	22	2
20	16QAM	50	24	20.26	20.16	20.25	20.10		
20	16QAM	50	50	20.27	20.13	20.18	20.15		
20	16QAM	100	0	20.27	20.19	20.26	20.12		
20	64QAM	1	0	20.19	20.12	20.23	20.06	22	2
20	64QAM	1	49	20.03	20.06	20.08	20.05		
20	64QAM	1	99	20.02	20.01	20.08	20.02		
20	64QAM	50	0	19.33	19.21	19.27	19.21	21	3
20	64QAM	50	24	19.29	19.24	19.26	19.15		
20	64QAM	50	50	19.25	19.18	19.18	19.13		
20	64QAM	100	0	19.24	19.21	19.30	19.11		
Channel				40215	40495	40785	41165	Tune-up limit (dBm)	MPR (dB)
Frequency (MHz)				2552.5	2580.5	2609.5	2647.5		
15	QPSK	1	0	22.32	22.29	22.23	22.17	24	0
15	QPSK	1	37	22.31	22.23	22.07	22.10		
15	QPSK	1	74	22.20	22.25	22.08	22.07		
15	QPSK	36	0	21.26	21.16	21.11	21.12	23	1
15	QPSK	36	20	21.35	21.15	21.04	21.17		
15	QPSK	36	39	21.22	21.17	21.02	21.09		
15	QPSK	75	0	21.29	21.13	21.03	21.00		
15	16QAM	1	0	21.42	21.37	21.31	21.22	23	1
15	16QAM	1	37	21.35	21.32	21.09	21.13		
15	16QAM	1	74	21.31	21.32	21.15	21.13		
15	16QAM	36	0	20.30	20.19	20.03	20.09	22	2
15	16QAM	36	20	20.30	20.17	20.06	20.08		
15	16QAM	36	39	20.17	20.13	20.04	20.02		
15	16QAM	75	0	20.30	20.17	20.04	20.03		
15	64QAM	1	0	20.13	20.11	20.05	20.00	22	2
15	64QAM	1	37	20.18	20.16	20.06	20.03		
15	64QAM	1	74	20.10	20.20	20.02	20.01		
15	64QAM	36	0	19.30	19.23	19.17	19.01	21	3
15	64QAM	36	20	19.33	19.24	19.10	19.05		
15	64QAM	36	39	19.22	19.18	19.08	19.02		
15	64QAM	75	0	19.36	19.16	19.12	19.02		



Channel				40190	40490	40790	41190	Tune-up limit (dBm)	MPR (dB)
Frequency (MHz)				2550	2580	2610	2650		
10	QPSK	1	0	22.26	22.26	22.18	22.21	24	0
10	QPSK	1	25	22.25	22.23	22.06	22.14		
10	QPSK	1	49	22.17	22.24	22.06	22.16		
10	QPSK	25	0	21.23	21.13	21.06	21.12	23	1
10	QPSK	25	12	21.29	21.12	21.00	21.04		
10	QPSK	25	25	21.25	21.10	21.02	21.07		
10	QPSK	50	0	21.25	21.08	21.01	21.02	23	1
10	16QAM	1	0	21.33	21.32	21.27	21.19		
10	16QAM	1	25	21.32	21.31	21.18	21.11		
10	16QAM	1	49	21.23	21.26	21.13	21.09	22	2
10	16QAM	25	0	20.28	20.13	20.14	20.08		
10	16QAM	25	12	20.28	20.20	20.11	20.06		
10	16QAM	25	25	20.24	20.09	20.07	20.06	22	2
10	16QAM	50	0	20.27	20.15	20.06	20.02		
10	64QAM	1	0	20.11	20.04	20.04	20.04		
10	64QAM	1	25	20.08	20.08	20.06	20.09	22	2
10	64QAM	1	49	20.08	20.01	20.01	20.05		
10	64QAM	25	0	19.30	19.16	19.17	19.09		
10	64QAM	25	12	19.34	19.21	19.13	19.11	21	3
10	64QAM	25	25	19.30	19.13	19.09	19.08		
10	64QAM	50	0	19.28	19.19	19.08	19.08		
Channel				40165	40485	40805	41215	Tune-up limit (dBm)	MPR (dB)
Frequency (MHz)				2547.5	2579.5	2611.5	2652.5		
5	QPSK	1	0	22.21	22.24	22.07	22.13	24	0
5	QPSK	1	12	22.22	22.20	22.10	22.14		
5	QPSK	1	24	22.19	22.14	22.03	22.02		
5	QPSK	12	0	21.25	21.13	21.04	21.02	23	1
5	QPSK	12	7	21.25	21.17	21.10	21.05		
5	QPSK	12	13	21.24	21.11	21.01	21.01		
5	QPSK	25	0	21.20	21.06	21.01	21.02	23	1
5	16QAM	1	0	21.27	21.30	21.14	21.12		
5	16QAM	1	12	21.30	21.32	21.14	21.18		
5	16QAM	1	24	21.31	21.28	21.14	21.15	22	2
5	16QAM	12	0	20.24	20.12	20.05	20.06		
5	16QAM	12	7	20.25	20.17	20.06	20.08		
5	16QAM	12	13	20.22	20.13	20.09	20.09	22	2
5	16QAM	25	0	20.25	20.16	20.11	20.06		
5	64QAM	1	0	20.16	20.03	20.08	20.06		
5	64QAM	1	12	20.14	20.04	20.04	20.08	22	2
5	64QAM	1	24	20.15	20.09	20.03	20.03		
5	64QAM	12	0	19.26	19.17	19.07	19.07		
5	64QAM	12	7	19.28	19.19	19.09	19.03	21	3
5	64QAM	12	13	19.27	19.14	19.10	19.12		
5	64QAM	25	0	19.28	19.15	19.13	19.08		



<LTE Carrier Aggregation>

General Note:

- This device supports Carrier Aggregation on downlink for inter and intra band, on uplink for intra band. For the device supports bands and bandwidths and configurations are provided as follow table was according to 3GPP.

E-UTRA CA Configuration	E-UTRA Bands	1.4 MHz	3 MHz	5 MHz	10 MHz	15 MHz	20 MHz	Maximum aggregated bandwidth [MHz]	Bandwidth combination set
CA_2A-4A	2	Yes	Yes	Yes	Yes	Yes	Yes	40	0
	4			Yes	Yes	Yes	Yes		
CA_2A-4A	2			Yes	Yes			20	1
	4			Yes	Yes				
CA_2A-4A	2			Yes	Yes	Yes	Yes	40	2
	4			Yes	Yes	Yes	Yes		
CA_5A-7A	5	Yes	Yes	Yes	Yes			30	0
	7				Yes	Yes	Yes		
CA_5A-7A	5			Yes	Yes			30	1
	7				Yes	Yes	Yes		

E-UTRA CA Configuration	E-UTRA Bands	Channel bandwidths for carrier [MHz]	Channel bandwidths for carrier [MHz]	Maximum aggregated bandwidth [MHz]	Bandwidth combination set
CA_4A-4A	4	5, 10, 15, 20	5, 10, 15, 20	40	0
		5, 10	5, 10	20	1
CA_7A-7A	7	5	15	40	0
		10	10, 15		
		15	15, 20		
		20	20	40	1
		5, 10, 15, 20	5, 10, 15, 20		
CA_41A-41A	41	10, 15, 20	10, 15, 20	40	0
		5, 10, 15, 20	5, 10, 15, 20	40	1
CA_7C	7	15	15	40	0
		20	20		
		10	20		
		15	15, 20	40	1
		20	10, 15, 20		
		15	10, 15		
CA_38C	38	15	15	40	0
		20	20		
CA_41C	41	10	20	40	0
		15	15, 20		
		20	10, 15, 20		
		5, 10	20	40	1
		15	15, 20		
		20	5, 10, 15, 20		
		10	15, 20	40	2
		15	10, 15, 20		
		20	10, 15, 20		
		10	20	40	3
20	20				

**LTE Carrier Aggregation Conducted Power (Downlink)**

- i. According to KDB941225 D05A v01r02, Uplink maximum output power measurement with downlink carrier aggregation active should be measured, using the highest output channel measured without downlink carrier aggregation, to confirm that uplink maximum output power with downlink carrier aggregation active remains within the specified tune-up tolerance limits and not more than ¼ dB higher than the maximum output measured without downlink carrier aggregation active.
- ii. Uplink maximum output power with downlink carrier aggregation active does not show more than ¼ dB higher than the maximum output power without downlink carrier aggregation active, therefore SAR evaluation with downlink carrier aggregation active can be excluded.
- iii. For power measurement were control and acknowledge data is sent on uplink channels that operate identical to specifications when downlink carrier aggregation is inactive.
- iv. Selected highest measured power when downlink carrier aggregation is inactive for conducted power comparison with downlink carrier aggregation is active, to confirm that when downlink carrier aggregation is active uplink maximum output power remains within the specified tune-up tolerance limits and not more than ¼ dB higher than the maximum output power measured when downlink carrier aggregation inactive.
- v. For non-contiguous intra-band CA, the SCC selected to provide maximum separation from the PCC and must remain fully within the downlink transmission band.
- vi. For inter-band CA, the SCC selected highest bandwidth and near the middle of its transmission band.
- vii. For Intra-band, contiguous CA, the downlink channels selected to perform the uplink power measurement must satisfy 3GPP channel spacing (5.4.1A of 3GPP TS 36.521 or equivalent) and channel bandwidth (5.4.2A) requirements.

$$\text{Nominal channel spacing} = \left\lceil \frac{BW_{\text{Channel}(1)} + BW_{\text{Channel}(2)} - 0.1|BW_{\text{Channel}(1)} - BW_{\text{Channel}(2)}|}{0.6} \right\rceil 0.3 \text{ [MHz]}$$

**<Maximum output power for Two Carrier power verification>**

Configure		PCC						SCC				Power		
		LTE Band	BW (MHz)	UL Freq. (MHz)	UL Channel	Mod.	UL# RB	UL RB Offset	LTE Band	BW (MHz)	DL Freq. (MHz)	DL Channel	With CA Tx.Power (dBm)	W/O CA Tx.Power (dBm)
Inter-Band	Band 2	20	1900	19100	QPSK	1	0	Band 4	20	2132.5	2175	22.54	22.55	
	Band 4	20	1732.5	20175	QPSK	1	0	Band 2	20	1960	900	22.45	22.48	
	Band 5	10	829	20450	QPSK	1	0	Band 7	20	2655	3100	22.80	22.80	
	Band 7	20	2535	21100	QPSK	1	0	Band 5	10	881.5	2525	22.30	22.34	
Intra-Band	Non-Contiguous	Band 4	20	1732.5	20175	QPSK	1	0	Band 4	5	2152.5	2375	22.45	22.48
		Band 7	20	2535	21100	QPSK	1	0	Band 7	5	2687.5	3425	22.32	22.34
		Band 41	20	2608	40770	QPSK	1	0	Band 41	5	2547.5	40165	22.35	22.37
	Contiguous	Band 7	20	2535	21100	QPSK	1	0	Band 7	20	2674.8	3298	22.31	22.34
		Band 38	20	2580	37850	QPSK	1	0	Band 38	20	2599.8	38048	22.30	22.31
		Band 41	20	2608	40770	QPSK	1	0	Band 41	20	2627.8	40968	22.35	22.37



**LTE Carrier Aggregation Conducted Power (Uplink)**

**< largest aggregation bandwidth >**

The non-contiguously allocated resource blocks which the MPR level is determined by various RB separation and RB sizes requirement, and the allowed MPR levels, settings and the conducted powers are permanently implemented in this device per the 3GPP 36.521 section 6.2.3A.1.3 requirements.

The Max. tune up power of "non-contiguously allocated RB configurations" would be not higher than the LTE non-CA operation, and LTE CA contiguous RB configurations.

According to FCC guidance,

- a. For largest aggregation bandwidth: To measure various combinations of RB allocation in largest aggregation bandwidth to verify MPR level trend for non-contiguously and contiguously allocated transmissions resource blocks.
- b. For smaller aggregation bandwidth: select the RB configuration of the highest TX power which is identified in the measurements for largest aggregation bandwidth.



CA_38C									
Combination 20MHz+20MHz (100RB+100RB)									
PCC Channel	SCC Channel	Modulation	PCC		SCC		Total RB Size	MPR Allowed per 3GPP (dB)	Measured Power (dBm)
			RB Size	RB offset	RB Size	RB offset			
37850	38048	QPSK	0	0	1	99	1	0	22.39
			1	0	0	0	1	0	23.27
			100	0	0	0	100	0~1	22.18
			100	0	100	0	200	0~2	21.62
			1	0	1	99	2	0~8.5	15.46
			1	0	1	0	2	0~4.5	19.34
			1	99	1	0	2	0	23.67
		100	0	1	99	101	0~3.5	19.57	
		16QAM	0	0	1	99	1	0~1	22.57
			1	0	0	0	1	0~1	22.75
			100	0	0	0	100	0~2	21.25
			100	0	100	0	200	0~3	20.95
			1	0	1	99	2	0~8.5	15.48
			1	0	1	0	2	0~4.5	19.47
			1	99	1	0	2	0~1	22.76
		100	0	1	99	101	0~3.5	19.63	
		64QAM	0	0	1	99	1	0~2	22.00
			1	0	0	0	1	0~2	21.36
			100	0	0	0	100	0~3	20.26
			100	0	100	0	200	0~3	20.93
			1	0	1	99	2	0~8.5	15.49
1	0		1	0	2	0~4.5	19.44		
1	99		1	0	2	0~3	20.76		
100	0	1	99	101	0~3.5	19.64			
37901	38099	QPSK	0	0	1	99	1	0	22.40
			1	0	0	0	1	0	23.18
			100	0	0	0	100	0~1	22.10
			100	0	100	0	200	0~2	21.86
			1	0	1	99	2	0~8.5	15.33
			1	0	1	0	2	0~4.5	19.43
			1	99	1	0	2	0	23.65
		100	0	1	99	101	0~3.5	19.39	
		16QAM	0	0	1	99	1	0~1	22.02
			1	0	0	0	1	0~1	22.67
			100	0	0	0	100	0~2	21.11
			100	0	100	0	200	0~3	20.54
			1	0	1	99	2	0~8.5	15.49
			1	0	1	0	2	0~4.5	19.47
			1	99	1	0	2	0~1	22.75
		100	0	1	99	101	0~3.5	19.46	
		64QAM	0	0	1	99	1	0~2	20.67
			1	0	0	0	1	0~2	21.34
			100	0	0	0	100	0~3	20.08
			100	0	100	0	200	0~3	20.87
			1	0	1	99	2	0~8.5	15.50
1	0		1	0	2	0~4.5	19.50		
1	99		1	0	2	0~3	20.61		
100	0	1	99	101	0~3.5	19.23			



CA_38C									
Combination 20MHz+20MHz (100RB+100RB)									
PCC Channel	SCC Channel	Modulation	PCC		SCC		Total RB Size	MPR Allowed per 3GPP (dB)	Measured Power (dBm)
			RB Size	RB offset	RB Size	RB offset			
37952	38150	QPSK	0	0	1	99	1	0	22.55
			1	0	0	0	1	0	22.99
			100	0	0	0	100	0~1	22.04
			100	0	100	0	200	0~2	21.86
			1	0	1	99	2	0~8.5	15.37
			1	0	1	0	2	0~4.5	19.03
			1	99	1	0	2	0	23.35
			100	0	1	99	101	0~3.5	19.27
		16QAM	0	0	1	99	1	0~1	22.00
			1	0	0	0	1	0~1	22.60
			100	0	0	0	100	0~2	21.20
			100	0	100	0	200	0~3	20.57
			1	0	1	99	2	0~8.5	15.49
			1	0	1	0	2	0~4.5	19.37
			1	99	1	0	2	0~1	23.17
			100	0	1	99	101	0~3.5	19.34
		64QAM	0	0	1	99	1	0~2	20.81
			1	0	0	0	1	0~2	21.39
			100	0	0	0	100	0~3	20.18
			100	0	100	0	200	0~3	20.88
			1	0	1	99	2	0~8.5	15.47
			1	0	1	0	2	0~4.5	19.27
			1	99	1	0	2	0~3	20.61
			100	0	1	99	101	0~3.5	19.34



CA_41C											
Combination 20MHz+20MHz (100RB+100RB)											
PCC Channel	SCC Channel	Modulation	PCC		SCC		Total RB Size	MPR Allowed per 3GPP (dB)	Measured Power (dBm)		
			RB Size	RB offset	RB Size	RB offset					
40240	40438	QPSK	0	0	1	99	1	0	22.20		
			1	0	0	0	1	0	22.42		
			100	0	0	0	100	0~1	21.71		
			100	0	100	0	200	0~2	21.36		
			1	0	1	99	2	0~8.5	14.63		
			1	0	1	0	2	0~4.5	18.84		
			1	99	1	0	2	0	23.18		
			100	0	1	99	101	0~3.5	19.68		
		16QAM	0	0	1	99	1	0~1	21.41		
			1	0	0	0	1	0~1	21.68		
			100	0	0	0	100	0~2	20.73		
			100	0	100	0	200	0~3	20.28		
			1	0	1	99	2	0~8.5	14.81		
			1	0	1	0	2	0~4.5	18.75		
			1	99	1	0	2	0~1	22.24		
			100	0	1	99	101	0~3.5	19.91		
		64QAM	0	0	1	99	1	0~2	20.02		
			1	0	0	0	1	0~2	20.36		
			100	0	0	0	100	0~3	19.63		
			100	0	100	0	200	0~3	20.34		
			1	0	1	99	2	0~8.5	14.33		
			1	0	1	0	2	0~4.5	18.51		
			1	99	1	0	2	0~3	19.79		
			100	0	1	99	101	0~3.5	19.40		
		40500	40698	QPSK	0	0	1	99	1	0	22.21
					1	0	0	0	1	0	22.55
					100	0	0	0	100	0~1	21.93
					100	0	100	0	200	0~2	21.56
1	0				1	99	2	0~8.5	14.92		
1	0				1	0	2	0~4.5	19.17		
1	99				1	0	2	0	23.45		
100	0				1	99	101	0~3.5	19.98		
16QAM	0			0	1	99	1	0~1	21.37		
	1			0	0	0	1	0~1	21.96		
	100			0	0	0	100	0~2	20.69		
	100			0	100	0	200	0~3	20.48		
	1			0	1	99	2	0~8.5	15.02		
	1			0	1	0	2	0~4.5	19.09		
	1			99	1	0	2	0~1	22.36		
	100			0	1	99	101	0~3.5	20.03		
64QAM	0			0	1	99	1	0~2	20.06		
	1			0	0	0	1	0~2	20.40		
	100			0	0	0	100	0~3	19.55		
	100			0	100	0	200	0~3	20.29		
	1			0	1	99	2	0~8.5	14.59		
	1			0	1	0	2	0~4.5	18.57		
	1			99	1	0	2	0~3	20.30		
	100			0	1	99	101	0~3.5	19.69		



CA_41C									
Combination 20MHz+20MHz (100RB+100RB)									
PCC Channel	SCC Channel	Modulation	PCC		SCC		Total RB Size	MPR Allowed per 3GPP (dB)	Measured Power (dBm)
			RB Size	RB offset	RB Size	RB offset			
40770	40968	QPSK	0	0	1	99	1	0	22.00
			1	0	0	0	1	0	22.86
			100	0	0	0	100	0~1	21.67
			100	0	100	0	200	0~2	21.28
			1	0	1	99	2	0~8.5	14.77
			1	0	1	0	2	0~4.5	19.03
			1	99	1	0	2	0	22.98
			100	0	1	99	101	0~3.5	19.75
		16QAM	0	0	1	99	1	0~1	21.10
			1	0	0	0	1	0~1	22.06
			100	0	0	0	100	0~2	20.88
			100	0	100	0	200	0~3	20.37
			1	0	1	99	2	0~8.5	14.97
			1	0	1	0	2	0~4.5	19.14
			1	99	1	0	2	0~1	22.22
			100	0	1	99	101	0~3.5	19.82
		64QAM	0	0	1	99	1	0~2	20.80
			1	0	0	0	1	0~2	20.78
			100	0	0	0	100	0~3	19.74
			100	0	100	0	200	0~3	20.32
			1	0	1	99	2	0~8.5	14.39
			1	0	1	0	2	0~4.5	18.78
			1	99	1	0	2	0~3	19.99
			100	0	1	99	101	0~3.5	19.49
40942	41140	QPSK	0	0	1	99	1	0	22.05
			1	0	0	0	1	0	22.74
			100	0	0	0	100	0~1	21.70
			100	0	100	0	200	0~2	21.33
			1	0	1	99	2	0~8.5	14.73
			1	0	1	0	2	0~4.5	18.85
			1	99	1	0	2	0	23.14
			100	0	1	99	101	0~3.5	19.45
		16QAM	0	0	1	99	1	0~1	21.40
			1	0	0	0	1	0~1	21.87
			100	0	0	0	100	0~2	20.69
			100	0	100	0	200	0~3	20.36
			1	0	1	99	2	0~8.5	15.02
			1	0	1	0	2	0~4.5	19.02
			1	99	1	0	2	0~1	22.18
			100	0	1	99	101	0~3.5	19.72
		64QAM	0	0	1	99	1	0~2	20.10
			1	0	0	0	1	0~2	20.59
			100	0	0	0	100	0~3	19.78
			100	0	100	0	200	0~3	20.36
			1	0	1	99	2	0~8.5	14.41
			1	0	1	0	2	0~4.5	18.66
			1	99	1	0	2	0~3	19.84
			100	0	1	99	101	0~3.5	19.51



<Smaller aggregation bandwidth>

CA_38C									
Combination 15MHz+15MHz (75RB+75RB)									
PCC Channel	SCC Channel	Modulation	PCC		SCC		Total RB Size	MPR Allowed per 3GPP (dB)	Measured Power (dBm)
			RB Size	RB offset	RB Size	RB offset			
37825	37975	QPSK	1	74	1	0	2	0	23.97
		16QAM	1	74	1	0	2	0~1	22.97
		64QAM	1	74	1	0	2	0~3	20.81
37925	38075	QPSK	1	74	1	0	2	0	23.30
		16QAM	1	74	1	0	2	0~1	22.96
		64QAM	1	74	1	0	2	0~3	20.80
38025	38175	QPSK	1	74	1	0	2	0	23.76
		16QAM	1	74	1	0	2	0~1	22.95
		64QAM	1	74	1	0	2	0~3	20.66

CA_41C									
Combination 20MHz+15MHz (100RB+75RB)									
PCC Channel	SCC Channel	Modulation	PCC		SCC		Total RB Size	MPR Allowed per 3GPP (dB)	Measured Power (dBm)
			RB Size	RB offset	RB Size	RB offset			
40240	40411	QPSK	1	99	1	0	2	0	22.98
		16QAM	1	99	1	0	2	0~1	22.23
		64QAM	1	99	1	0	2	0~3	20.02
40500	40671	QPSK	1	99	1	0	2	0	22.82
		16QAM	1	99	1	0	2	0~1	22.21
		64QAM	1	99	1	0	2	0~3	20.15
40770	40941	QPSK	1	99	1	0	2	0	22.85
		16QAM	1	99	1	0	2	0~1	22.10
		64QAM	1	99	1	0	2	0~3	19.98
40994	41165	QPSK	1	99	1	0	2	0	22.97
		16QAM	1	99	1	0	2	0~1	22.11
		64QAM	1	99	1	0	2	0~3	20.01

Combination 15MHz+20MHz (75RB+100RB)									
PCC Channel	SCC Channel	Modulation	PCC		SCC		Total RB Size	MPR Allowed per 3GPP (dB)	Measured Power (dBm)
			RB Size	RB offset	RB Size	RB offset			
40215	40386	QPSK	1	74	1	0	2	0	22.75
		16QAM	1	74	1	0	2	0~1	22.11
		64QAM	1	74	1	0	2	0~3	19.96
40495	40666	QPSK	1	74	1	0	2	0	22.81
		16QAM	1	74	1	0	2	0~1	22.20
		64QAM	1	74	1	0	2	0~3	20.14
40785	40956	QPSK	1	74	1	0	2	0	22.79
		16QAM	1	74	1	0	2	0~1	22.01
		64QAM	1	74	1	0	2	0~3	19.92
40969	41140	QPSK	1	74	1	0	2	0	22.99
		16QAM	1	74	1	0	2	0~1	22.10
		64QAM	1	74	1	0	2	0~3	19.99

Combination 20MHz+10MHz (100RB+50RB)									
PCC Channel	SCC Channel	Modulation	PCC		SCC		Total RB Size	MPR Allowed per 3GPP (dB)	Measured Power (dBm)
			RB Size	RB offset	RB Size	RB offset			
40240	40384	QPSK	1	99	1	0	2	0	22.87
		16QAM	1	99	1	0	2	0~1	22.21
		64QAM	1	99	1	0	2	0~3	20.01
40500	40644	QPSK	1	99	1	0	2	0	22.80
		16QAM	1	99	1	0	2	0~1	22.20
		64QAM	1	99	1	0	2	0~3	20.16
40770	40914	QPSK	1	99	1	0	2	0	22.78
		16QAM	1	99	1	0	2	0~1	22.01
		64QAM	1	99	1	0	2	0~3	19.85
41046	41190	QPSK	1	99	1	0	2	0	22.92
		16QAM	1	99	1	0	2	0~1	22.09
		64QAM	1	99	1	0	2	0~3	19.95



CA_41C									
Combination 10MHz+20MHz (50RB+100RB)									
PCC Channel	SCC Channel	Modulation	PCC		SCC		Total RB Size	MPR Allowed per 3GPP (dB)	Measured Power (dBm)
			RB Size	RB offset	RB Size	RB offset			
40190	40334	QPSK	1	49	1	0	2	0	22.84
		16QAM	1	49	1	0	2	0~1	22.24
		64QAM	1	49	1	0	2	0~3	20.01
40490	40634	QPSK	1	49	1	0	2	0	22.90
		16QAM	1	49	1	0	2	0~1	22.10
		64QAM	1	49	1	0	2	0~3	20.14
40790	40934	QPSK	1	49	1	0	2	0	22.81
		16QAM	1	49	1	0	2	0~1	22.06
		64QAM	1	49	1	0	2	0~3	19.92
40996	41140	QPSK	1	49	1	0	2	0	22.91
		16QAM	1	49	1	0	2	0~1	22.01
		64QAM	1	49	1	0	2	0~3	19.98
Combination 20MHz+5MHz (100RB+25RB)									
PCC Channel	SCC Channel	Modulation	PCC		SCC		Total RB Size	MPR Allowed per 3GPP (dB)	Measured Power (dBm)
			RB Size	RB offset	RB Size	RB offset			
40240	40357	QPSK	1	99	1	0	2	0	22.84
		16QAM	1	99	1	0	2	0~1	22.19
		64QAM	1	99	1	0	2	0~3	20.06
40500	40617	QPSK	1	99	1	0	2	0	22.92
		16QAM	1	99	1	0	2	0~1	22.10
		64QAM	1	99	1	0	2	0~3	20.16
40770	40887	QPSK	1	99	1	0	2	0	22.84
		16QAM	1	99	1	0	2	0~1	22.08
		64QAM	1	99	1	0	2	0~3	19.95
41098	41215	QPSK	1	99	1	0	2	0	22.86
		16QAM	1	99	1	0	2	0~1	22.10
		64QAM	1	99	1	0	2	0~3	20.08
Combination 5MHz+20MHz (25RB+100RB)									
PCC Channel	SCC Channel	Modulation	PCC		SCC		Total RB Size	MPR Allowed per 3GPP (dB)	Measured Power (dBm)
			RB Size	RB offset	RB Size	RB offset			
40165	40282	QPSK	1	24	1	0	2	0	22.97
		16QAM	1	24	1	0	2	0~1	22.21
		64QAM	1	24	1	0	2	0~3	20.05
40485	40602	QPSK	1	24	1	0	2	0	22.79
		16QAM	1	24	1	0	2	0~1	22.19
		64QAM	1	24	1	0	2	0~3	20.12
40805	40922	QPSK	1	24	1	0	2	0	22.84
		16QAM	1	24	1	0	2	0~1	22.06
		64QAM	1	24	1	0	2	0~3	19.82
41023	41140	QPSK	1	24	1	0	2	0	22.91
		16QAM	1	24	1	0	2	0~1	22.04
		64QAM	1	24	1	0	2	0~3	19.95
Combination 15MHz+15MHz (75RB+75RB)									
PCC Channel	SCC Channel	Modulation	PCC		SCC		Total RB Size	MPR Allowed per 3GPP (dB)	Measured Power (dBm)
			RB Size	RB offset	RB Size	RB offset			
40215	40365	QPSK	1	74	1	0	2	0	22.94
		16QAM	1	74	1	0	2	0~1	22.21
		64QAM	1	74	1	0	2	0~3	20.01
40495	40645	QPSK	1	74	1	0	2	0	22.81
		16QAM	1	74	1	0	2	0~1	22.16
		64QAM	1	74	1	0	2	0~3	20.14
40785	40935	QPSK	1	74	1	0	2	0	22.81
		16QAM	1	74	1	0	2	0~1	22.02
		64QAM	1	74	1	0	2	0~3	19.92
41015	41165	QPSK	1	74	1	0	2	0	22.85
		16QAM	1	74	1	0	2	0~1	22.19
		64QAM	1	74	1	0	2	0~3	20.06

**<WLAN Conducted Power>****General Note:**

1. For each antenna, transmit power in SISO operation is larger than (or equal to) the power in MIMO operation, RF exposure compliance of MIMO mode can be deduced from the compliance simultaneous transmission of antennas operating in SISO mode.
2. Per KDB 248227 D01v02r02, the simultaneous SAR provisions in KDB publication 447498 should be applied to determine simultaneous transmission SAR test exclusion for WiFi MIMO. If the sum of 1g single transmission chain SAR measurements is  $< 1.6\text{W/kg}$  and SAR peak to location ratio  $\leq 0.04$ , no additional SAR measurements for MIMO.
3. Per KDB 248227 D01v02r02, SAR test reduction is determined according to 802.11 transmission mode configurations and certain exposure conditions with multiple test positions. In the 2.4 GHz band, separate SAR procedures are applied to DSSS and OFDM configurations to simplify DSSS test requirements. For OFDM, in both 2.4 and 5 GHz bands, an initial test configuration must be determined for each standalone and aggregated frequency band, according to the transmission mode configuration with the highest maximum output power specified for production units to perform SAR measurements. If the same highest maximum output power applies to different combinations of channel bandwidths, modulations and data rates, additional procedures are applied to determine which test configurations require SAR measurement. When applicable, an initial test position may be applied to reduce the number of SAR measurements required for next to the ear, UMPC mini-tablet or hotspot mode configurations with multiple test positions.
4. For 2.4 GHz 802.11b DSSS, either the initial test position procedure for multiple exposure test positions or the DSSS procedure for fixed exposure position is applied; these are mutually exclusive. For 2.4 GHz and 5 GHz OFDM configurations, the initial test configuration is applied to measure SAR using either the initial test position procedure for multiple exposure test position configurations or the initial test configuration procedures for fixed exposure test conditions. Based on the reported SAR of the measured configurations and maximum output power of the transmission mode configurations that are not included in the initial test configuration, the subsequent test configuration and initial test position procedures are applied to determine if SAR measurements are required for the remaining OFDM transmission configurations. In general, the number of test channels that require SAR measurement is minimized based on maximum output power measured for the test sample(s).
5. For OFDM transmission configurations in the 2.4 GHz and 5 GHz bands, When the same maximum power is specified for multiple transmission modes in a frequency band, the largest channel bandwidth, lowest order modulation, lowest data rate and lowest order 802.11a/g/n/ac mode is used for SAR measurement, on the highest measured output power channel for each frequency band.
6. DSSS and OFDM configurations are considered separately according to the required SAR procedures. SAR is measured in the initial test position using the 802.11 transmission mode configuration required by the DSSS procedure or initial test configuration and subsequent test configuration(s) according to the OFDM procedures.<sup>18</sup> The initial test position procedure is described in the following:
  - a. When the reported SAR of the initial test position is  $\leq 0.4\text{ W/kg}$ , further SAR measurement is not required for the other test positions in that exposure configuration and 802.11 transmission mode combinations within the frequency band or aggregated band.
  - b. When the reported SAR of the test position is  $> 0.4\text{ W/kg}$ , SAR is repeated for the 802.11 transmission mode configuration tested in the initial test position to measure the subsequent next closet/smallest test separation distance and maximum coupling test position on the highest maximum output power channel, until the report SAR is  $\leq 0.8\text{ W/kg}$  or all required test position are tested.
  - c. For all positions/configurations, when the reported SAR is  $> 0.8\text{ W/kg}$ , SAR is measured for these test positions/configurations on the subsequent next highest measured output power channel(s) until the reported SAR is  $\leq 1.2\text{ W/kg}$  or all required channels are tested.

**<Default Power Mode>**

**<2.4GHz WLAN ANT 1>**

	Mode	Channel	Frequency (MHz)	Average power (dBm)	Tune-Up Limit	Duty Cycle %
2.4GHz WLAN	802.11b 1Mbps	1	2412	15.90	16.50	100.00
		6	2437	15.90	16.50	
		11	2462	15.85	16.50	
	802.11g 6Mbps	1	2412	15.30	16.50	94.14
		6	2437	15.86	16.50	
		11	2462	15.26	16.50	
	802.11n-HT20 MCS0	1	2412	14.40	14.50	93.75
		6	2437	15.81	16.50	
		11	2462	13.73	14.00	
	802.11ac-VHT20 MCS0	1	2412	14.34	14.50	94.53
		6	2437	15.83	16.50	
		11	2462	13.14	13.50	

**<2.4GHz WLAN ANT 2>**

	Mode	Channel	Frequency (MHz)	Average power (dBm)	Tune-Up Limit	Duty Cycle %
2.4GHz WLAN	802.11b 1Mbps	1	2412	15.90	16.50	100.00
		6	2437	15.66	16.50	
		11	2462	15.60	16.50	
	802.11g 6Mbps	1	2412	15.15	16.50	94.85
		6	2437	15.36	16.50	
		11	2462	14.83	15.50	
	802.11n-HT20 MCS0	1	2412	14.18	14.50	93.75
		6	2437	15.43	16.50	
		11	2462	13.41	14.00	
	802.11ac-VHT20 MCS0	1	2412	14.17	14.50	93.75
		6	2437	15.43	16.50	
		11	2462	12.95	13.50	

**<2.4GHz WLAN ANT 1+2>**

	Mode	Channel	Frequency (MHz)	Average power (dBm)	Tune-Up Limit	Duty Cycle %
2.4GHz WLAN	802.11b 1Mbps	1	2412	18.90	19.50	100.00
		6	2437	18.80	19.50	
		11	2462	18.75	19.50	
	802.11g 6Mbps	1	2412	18.26	19.50	94.85
		6	2437	18.58	19.50	
		11	2462	18.08	19.50	
	802.11n-HT20 MCS0	1	2412	17.33	17.50	94.49
		6	2437	18.62	19.50	
		11	2462	16.61	17.00	
	802.11ac-VHT20 MCS0	1	2412	17.30	17.50	94.53
		6	2437	18.58	19.50	
		11	2462	16.08	16.50	



<5GHz WLAN ANT1>

5.2GHz WLAN	Mode	Channel	Frequency (MHz)	Average power (dBm)	Tune-Up Limit	Duty Cycle %
	802.11a 6Mbps	36	5180	18.16	19.00	94.16
		40	5200	18.13	19.00	
		44	5220	18.12	19.00	
		48	5240	18.01	19.00	
	802.11n-HT20 MCS0	36	5180	18.15	19.00	93.75
		40	5200	18.10	19.00	
		44	5220	18.09	19.00	
		48	5240	18.05	19.00	
	802.11n-HT40 MCS0	38	5190	17.38	18.00	89.62
46		5230	17.40	18.00		
802.11ac-VHT20 MCS0	36	5180	18.19	19.00	94.53	
	40	5200	18.15	19.00		
	44	5220	18.12	19.00		
	48	5240	18.07	19.00		
802.11ac-VHT40 MCS0	38	5190	17.39	18.00	90.48	
	46	5230	17.41	18.00		
802.11ac-VHT80 MCS0	42	5210	15.13	15.50	86.51	

5.3GHz WLAN	Mode	Channel	Frequency (MHz)	Average power (dBm)	Tune-Up Limit	Duty Cycle %
	802.11a 6Mbps	52	5260	18.11	19.00	94.16
		56	5280	18.13	19.00	
		60	5300	18.16	19.00	
		64	5320	18.26	19.00	
	802.11n-HT20 MCS0	52	5260	18.08	19.00	93.75
		56	5280	18.09	19.00	
		60	5300	18.10	19.00	
		64	5320	18.24	19.00	
	802.11n-HT40 MCS0	54	5270	17.28	18.00	89.62
		62	5310	15.28	15.50	
	802.11ac-VHT20 MCS0	52	5260	18.09	19.00	94.53
		56	5280	18.10	19.00	
		60	5300	18.11	19.00	
64		5320	18.25	19.00		
802.11ac-VHT40 MCS0	54	5270	17.29	18.00	90.48	
	62	5310	15.23	15.50		
802.11ac-VHT80 MCS0	58	5290	13.80	14.00	86.51	



5.5GHz WLAN	Mode	Channel	Frequency (MHz)	Average power (dBm)	Tune-Up Limit	Duty Cycle %
	802.11a 6Mbps	100	5500	18.29	19.00	94.16
		116	5580	18.21	19.00	
		124	5620	18.19	19.00	
		132	5660	17.90	19.00	
		140	5700	17.84	19.00	
		144	5720	18.25	19.00	
802.11n-HT20 MCS0	100	5500	18.32	19.00	93.75	
	116	5580	18.25	19.00		
	124	5620	18.20	19.00		
	132	5660	17.96	19.00		
	140	5700	16.98	17.00		
	144	5720	18.16	19.00		
802.11n-HT40 MCS0	102	5510	17.60	18.00	89.62	
	110	5550	17.45	18.00		
	126	5630	17.39	18.00		
	134	5670	17.26	18.00		
	142	5710	17.15	18.00		
802.11ac-VHT20 MCS0	100	5500	18.34	19.00	94.53	
	116	5580	18.26	19.00		
	124	5620	18.23	19.00		
	132	5660	17.91	19.00		
	140	5700	16.41	17.00		
	144	5720	17.88	19.00		
802.11ac-VHT40 MCS0	102	5510	17.61	18.00	90.48	
	110	5550	17.48	18.00		
	126	5630	17.39	18.00		
	134	5670	17.28	18.00		
	142	5710	17.17	18.00		
802.11ac-VHT80 MCS0	106	5530	15.16	15.50	86.51	
	122	5610	18.13	19.00		
	138	5690	18.25	19.00		

5.8GHz WLAN	Mode	Channel	Frequency (MHz)	Average power (dBm)	Tune-Up Limit	Duty Cycle %
	802.11a 6Mbps	149	5745	18.11	19.00	94.16
		157	5785	18.07	19.00	
		165	5825	18.03	19.00	
	802.11n-HT20 MCS0	149	5745	18.13	19.00	93.75
		157	5785	18.03	19.00	
		165	5825	18.00	19.00	
	802.11n-HT40 MCS0	151	5755	17.42	18.00	89.62
		159	5795	17.48	18.00	
	802.11ac-VHT20 MCS0	149	5745	18.14	19.00	94.53
		157	5785	18.04	19.00	
		165	5825	18.02	19.00	
	802.11ac-VHT40 MCS0	151	5755	17.43	18.00	90.48
		159	5795	17.49	18.00	
802.11ac-VHT80 MCS0	155	5775	18.18	19.00	86.51	



<5GHz WLAN ANT2>

	Mode	Channel	Frequency (MHz)	Average power (dBm)	Tune-Up Limit	Duty Cycle %
5.2GHz WLAN	802.11a 6Mbps	36	5180	18.10	19.00	94.85
		40	5200	18.08	19.00	
		44	5220	18.07	19.00	
		48	5240	17.96	19.00	
	802.11n-HT20 MCS0	36	5180	18.02	19.00	94.49
		40	5200	18.00	19.00	
		44	5220	17.97	19.00	
		48	5240	17.90	19.00	
	802.11n-HT40 MCS0	38	5190	17.09	18.00	90.48
		46	5230	17.13	18.00	
	802.11ac-VHT20 MCS0	36	5180	18.04	19.00	93.75
		40	5200	18.02	19.00	
		44	5220	18.03	19.00	
		48	5240	17.98	19.00	
802.11ac-VHT40 MCS0	38	5190	17.14	18.00	89.62	
	46	5230	17.31	18.00		
802.11ac-VHT80 MCS0	42	5210	15.48	15.50	85.71	

	Mode	Channel	Frequency (MHz)	Average power (dBm)	Tune-Up Limit	Duty Cycle %
5.3GHz WLAN	802.11a 6Mbps	52	5260	17.92	19.00	94.85
		56	5280	18.00	19.00	
		60	5300	18.06	19.00	
		64	5320	18.13	19.00	
	802.11n-HT20 MCS0	52	5260	17.95	19.00	94.49
		56	5280	17.98	19.00	
		60	5300	18.02	19.00	
		64	5320	18.05	19.00	
	802.11n-HT40 MCS0	54	5270	17.05	18.00	90.48
		62	5310	15.43	15.50	
	802.11ac-VHT20 MCS0	52	5260	18.08	19.00	93.75
		56	5280	18.09	19.00	
		60	5300	18.10	19.00	
		64	5320	18.14	19.00	
802.11ac-VHT40 MCS0	54	5270	17.13	18.00	89.62	
	62	5310	15.48	15.50		
802.11ac-VHT80 MCS0	58	5290	14.00	14.00	85.71	



5.5GHz WLAN	Mode	Channel	Frequency (MHz)	Average power (dBm)	Tune-Up Limit	Duty Cycle %
	802.11a 6Mbps	100	5500	18.21	19.00	94.85
		116	5580	18.09	19.00	
		124	5620	18.07	19.00	
		132	5660	17.80	19.00	
		140	5700	17.74	19.00	
		144	5720	17.74	19.00	
802.11n-HT20 MCS0	100	5500	18.17	19.00	94.49	
	116	5580	18.11	19.00		
	124	5620	18.08	19.00		
	132	5660	17.80	19.00		
	140	5700	16.98	17.00		
	144	5720	17.77	19.00		
802.11n-HT40 MCS0	102	5510	17.47	18.00	90.48	
	110	5550	17.23	18.00		
	126	5630	17.18	18.00		
	134	5670	17.15	18.00		
	142	5710	16.82	18.00		
	100	5500	18.29	19.00		93.75
116	5580	18.20	19.00			
124	5620	18.17	19.00			
132	5660	17.90	19.00			
140	5700	16.83	17.00			
144	5720	17.73	19.00			
802.11ac-VHT40 MCS0	102	5510	17.48	18.00	89.62	
	110	5550	17.28	18.00		
	126	5630	17.25	18.00		
	134	5670	17.23	18.00		
	142	5710	16.75	18.00		
	106	5530	15.42	15.50		85.71
802.11ac-VHT80 MCS0	122	5610	17.98	19.00		
	138	5690	18.00	19.00		

5.8GHz WLAN	Mode	Channel	Frequency (MHz)	Average power (dBm)	Tune-Up Limit	Duty Cycle %
	802.11a 6Mbps	149	5745	18.13	19.00	94.86
		157	5785	18.11	19.00	
		165	5825	18.08	19.00	
	802.11n-HT20 MCS0	149	5745	18.21	19.00	94.49
		157	5785	18.09	19.00	
		165	5825	18.08	19.00	
802.11n-HT40 MCS0	151	5755	17.43	18.00	90.48	
	159	5795	17.55	18.00		
802.11ac-VHT20 MCS0	149	5745	18.23	19.00	93.75	
	157	5785	18.19	19.00		
	165	5825	18.18	19.00		
802.11ac-VHT40 MCS0	151	5755	17.49	18.00	89.62	
	159	5795	17.64	18.00		
802.11ac-VHT80 MCS0	155	5775	18.30	19.00	85.71	



<5GHz WLAN ANT1+2>

	Mode	Channel	Frequency (MHz)	Average power (dBm)	Tune-Up Limit	Duty Cycle %
5.2GHz WLAN	802.11a 6Mbps	36	5180	20.99	22.00	94.85
		40	5200	20.96	22.00	
		44	5220	20.98	22.00	
		48	5240	20.97	22.00	
	802.11n-HT20 MCS0	36	5180	20.98	22.00	94.49
		40	5200	20.96	22.00	
		44	5220	20.97	22.00	
		48	5240	20.93	22.00	
	802.11n-HT40 MCS0	38	5190	20.24	21.00	89.52
		46	5230	20.42	21.00	
	802.11ac-VHT20 MCS0	36	5180	20.99	22.00	94.53
		40	5200	20.97	22.00	
44		5220	20.98	22.00		
48		5240	20.96	22.00		
802.11ac-VHT40 MCS0	38	5190	20.30	21.00	89.72	
	46	5230	20.49	21.00		
802.11ac-VHT80 MCS0	42	5210	18.40	18.50	85.71	

	Mode	Channel	Frequency (MHz)	Average power (dBm)	Tune-Up Limit	Duty Cycle %
5.3GHz WLAN	802.11a 6Mbps	52	5260	21.02	22.00	94.85
		56	5280	21.04	22.00	
		60	5300	21.06	22.00	
		64	5320	21.17	22.00	
	802.11n-HT20 MCS0	52	5260	21.06	22.00	94.49
		56	5280	21.08	22.00	
		60	5300	21.10	22.00	
		64	5320	21.19	22.00	
	802.11n-HT40 MCS0	54	5270	20.27	21.00	89.52
		62	5310	18.50	18.50	
	802.11ac-VHT20 MCS0	52	5260	21.09	22.00	94.53
		56	5280	21.10	22.00	
60		5300	21.11	22.00		
64		5320	21.22	22.00		
802.11ac-VHT40 MCS0	54	5270	20.31	21.00	89.72	
	62	5310	18.44	18.50		
802.11ac-VHT80 MCS0	58	5290	16.97	17.00	85.71	



5.5GHz WLAN	Mode	Channel	Frequency (MHz)	Average power (dBm)	Tune-Up Limit	Duty Cycle %
	802.11a 6Mbps	100	5500	21.34	22.00	94.85
		116	5580	21.18	22.00	
		124	5620	21.16	22.00	
		132	5660	20.85	22.00	
		140	5700	20.75	22.00	
		144	5720	20.89	22.00	
802.11n-HT20 MCS0	100	5500	21.29	22.00	94.49	
	116	5580	21.22	22.00		
	124	5620	21.19	22.00		
	132	5660	20.83	22.00		
	140	5700	19.99	20.00		
	144	5720	20.99	22.00		
802.11n-HT40 MCS0	102	5510	20.58	21.00	89.52	
	110	5550	20.45	21.00		
	126	5630	20.39	21.00		
	134	5670	20.32	21.00		
	142	5710	19.96	21.00		
	100	5500	21.41	22.00		94.53
116	5580	21.26	22.00			
124	5620	21.20	22.00			
132	5660	20.91	22.00			
140	5700	19.65	20.00			
144	5720	20.89	22.00			
802.11ac-VHT40 MCS0	102	5510	20.60	21.00	89.72	
	110	5550	20.48	21.00		
	126	5630	20.40	21.00		
	134	5670	20.35	21.00		
	142	5710	19.93	21.00		
	106	5530	18.38	18.50		85.71
122	5610	21.14	22.00			
138	5690	21.11	22.00			

5.8GHz WLAN	Mode	Channel	Frequency (MHz)	Average power (dBm)	Tune-Up Limit	Duty Cycle %
	802.11a MCS0	149	5745	21.07	22.00	94.85
		157	5785	21.05	22.00	
		165	5825	21.02	22.00	
	802.11n-HT20 MCS0	149	5745	21.06	22.00	94.49
		157	5785	21.03	22.00	
		165	5825	21.01	22.00	
802.11n-HT40 MCS0	151	5755	20.35	21.00	89.52	
	159	5795	20.50	21.00		
802.11ac-VHT20 MCS0	149	5745	21.20	22.00	94.53	
	157	5785	21.15	22.00		
	165	5825	21.13	22.00		
802.11ac-VHT40 MCS0	151	5755	20.38	21.00	89.72	
	159	5795	20.52	21.00		
802.11ac-VHT80 MCS0	155	5775	21.21	22.00	85.71	



**<At-Head Power Mode>**

**<2.4GHz WLAN ANT 1>**

	Mode	Channel	Frequency (MHz)	Average power (dBm)	Tune-Up Limit	Duty Cycle %
2.4GHz WLAN	802.11b 1Mbps	1	2412	15.90	16.50	100.00
		6	2437	15.90	16.50	
		11	2462	15.85	16.50	
	802.11g 6Mbps	1	2412	15.30	16.50	94.14
		6	2437	15.86	16.50	
		11	2462	15.26	16.50	
	802.11n-HT20 MCS0	1	2412	14.40	14.50	93.75
		6	2437	15.81	16.50	
		11	2462	13.73	14.00	
	802.11ac-VHT20 MCS0	1	2412	14.34	14.50	94.53
		6	2437	15.83	16.50	
		11	2462	13.14	13.50	

**<2.4GHz WLAN ANT 2>**

	Mode	Channel	Frequency (MHz)	Average power (dBm)	Tune-Up Limit	Duty Cycle %
2.4GHz WLAN	802.11b 1Mbps	1	2412	15.90	16.50	100.00
		6	2437	15.66	16.50	
		11	2462	15.60	16.50	
	802.11g 6Mbps	1	2412	15.15	16.50	94.85
		6	2437	15.36	16.50	
		11	2462	14.83	15.50	
	802.11n-HT20 MCS0	1	2412	14.18	14.50	93.75
		6	2437	15.43	16.50	
		11	2462	13.41	14.00	
	802.11ac-VHT20 MCS0	1	2412	14.17	14.50	93.75
		6	2437	15.43	16.50	
		11	2462	12.95	13.50	

**<2.4GHz WLAN ANT 1+2>**

	Mode	Channel	Frequency (MHz)	Average power (dBm)	Tune-Up Limit	Duty Cycle %
2.4GHz WLAN	802.11b 1Mbps	1	2412	18.90	19.50	100.00
		6	2437	18.80	19.50	
		11	2462	18.75	19.50	
	802.11g 6Mbps	1	2412	18.26	19.50	94.85
		6	2437	18.58	19.50	
		11	2462	18.08	19.50	
	802.11n-HT20 MCS0	1	2412	17.33	17.50	94.49
		6	2437	18.62	19.50	
		11	2462	16.61	17.00	
	802.11ac-VHT20 MCS0	1	2412	17.30	17.50	94.53
		6	2437	18.58	19.50	
		11	2462	16.08	16.50	



<5GHz WLAN ANT1>

5.2GHz WLAN	Mode	Channel	Frequency (MHz)	Average power (dBm)	Tune-Up Limit	Duty Cycle %
	802.11a 6Mbps	36	5180	14.73	15.00	94.16
		40	5200	14.70	15.00	
		44	5220	14.68	15.00	
		48	5240	14.63	15.00	
	802.11n-HT20 MCS0	36	5180	14.77	15.00	93.75
		40	5200	14.78	15.00	
		44	5220	14.74	15.00	
		48	5240	14.68	15.00	
	802.11n-HT40 MCS0	38	5190	14.83	15.00	89.62
46		5230	14.88	15.00		
802.11ac-VHT20 MCS0	36	5180	14.77	15.00	94.53	
	40	5200	14.80	15.00		
	44	5220	14.76	15.00		
	48	5240	14.67	15.00		
802.11ac-VHT40 MCS0	38	5190	14.83	15.00	90.48	
	46	5230	14.87	15.00		
802.11ac-VHT80 MCS0	42	5210	14.53	15.00	86.51	

5.3GHz WLAN	Mode	Channel	Frequency (MHz)	Average power (dBm)	Tune-Up Limit	Duty Cycle %
	802.11a 6Mbps	52	5260	14.61	15.00	94.16
		56	5280	14.53	15.00	
		60	5300	14.58	15.00	
		64	5320	14.69	15.00	
	802.11n-HT20 MCS0	52	5260	14.63	15.00	93.75
		56	5280	14.59	15.00	
		60	5300	14.62	15.00	
		64	5320	14.65	15.00	
	802.11n-HT40 MCS0	54	5270	14.79	15.00	89.62
62		5310	14.75	15.00		
802.11ac-VHT20 MCS0	52	5260	14.68	15.00	94.53	
	56	5280	14.60	15.00		
	60	5300	14.66	15.00		
	64	5320	14.70	15.00		
802.11ac-VHT40 MCS0	54	5270	14.76	15.00	90.48	
	62	5310	14.63	15.00		
802.11ac-VHT80 MCS0	58	5290	13.80	14.00	86.51	



5.5GHz WLAN	Mode	Channel	Frequency (MHz)	Average power (dBm)	Tune-Up Limit	Duty Cycle %
	802.11a 6Mbps	100	5500	14.75	15.00	94.16
		116	5580	14.59	15.00	
		124	5620	14.43	15.00	
		132	5660	14.54	15.00	
		140	5700	14.41	15.00	
		144	5720	14.54	15.00	
802.11n-HT20 MCS0	100	5500	14.85	15.00	93.75	
	116	5580	14.48	15.00		
	124	5620	14.45	15.00		
	132	5660	14.43	15.00		
	140	5700	14.57	15.00		
	144	5720	13.90	15.00		
802.11n-HT40 MCS0	102	5510	14.89	15.00	89.62	
	110	5550	14.78	15.00		
	126	5630	14.76	15.00		
	134	5670	14.49	15.00		
	142	5710	14.41	15.00		
802.11ac-VHT20 MCS0	100	5500	14.79	15.00	94.53	
	116	5580	14.62	15.00		
	124	5620	14.57	15.00		
	132	5660	14.49	15.00		
	140	5700	14.60	15.00		
	144	5720	14.24	15.00		
802.11ac-VHT40 MCS0	102	5510	14.81	15.00	90.48	
	110	5550	14.79	15.00		
	126	5630	14.65	15.00		
	134	5670	14.60	15.00		
	142	5710	14.24	15.00		
802.11ac-VHT80 MCS0	106	5530	14.91	15.00	86.51	
	122	5610	14.90	15.00		
	138	5690	14.88	15.00		

5.8GHz WLAN	Mode	Channel	Frequency (MHz)	Average power (dBm)	Tune-Up Limit	Duty Cycle %
	802.11a MCS0	149	5745	14.76	15.00	94.16
		157	5785	14.64	15.00	
		165	5825	14.67	15.00	
	802.11n-HT20 MCS0	149	5745	14.69	15.00	93.75
		157	5785	14.64	15.00	
		165	5825	14.68	15.00	
	802.11n-HT40 MCS0	151	5755	14.80	15.00	89.62
		159	5795	14.87	15.00	
	802.11ac-VHT20 MCS0	149	5745	14.71	15.00	94.53
		157	5785	14.65	15.00	
		165	5825	14.69	15.00	
	802.11ac-VHT40 MCS0	151	5755	14.82	15.00	90.48
		159	5795	14.94	15.00	
802.11ac-VHT80 MCS0	155	5775	14.63	15.00	86.51	



<5GHz WLAN ANT2>

	Mode	Channel	Frequency (MHz)	Average power (dBm)	Tune-Up Limit	Duty Cycle %
5.2GHz WLAN	802.11a 6Mbps	36	5180	14.88	15.00	94.85
		40	5200	14.89	15.00	
		44	5220	14.94	15.00	
		48	5240	14.91	15.00	
	802.11n-HT20 MCS0	36	5180	14.97	15.00	94.49
		40	5200	14.94	15.00	
		44	5220	14.89	15.00	
		48	5240	14.94	15.00	
	802.11n-HT40 MCS0	38	5190	14.86	15.00	90.48
		46	5230	14.93	15.00	
	802.11ac-VHT20 MCS0	36	5180	14.93	15.00	93.75
		40	5200	14.94	15.00	
		44	5220	14.92	15.00	
		48	5240	14.93	15.00	
	802.11ac-VHT40 MCS0	38	5190	14.92	15.00	89.62
		46	5230	14.92	15.00	
802.11ac-VHT80 MCS0	42	5210	14.89	15.00	85.71	

	Mode	Channel	Frequency (MHz)	Average power (dBm)	Tune-Up Limit	Duty Cycle %
5.3GHz WLAN	802.11a 6Mbps	52	5260	14.92	15.00	94.85
		56	5280	14.80	15.00	
		60	5300	14.73	15.00	
		64	5320	14.98	15.00	
	802.11n-HT20 MCS0	52	5260	14.81	15.00	94.49
		56	5280	14.85	15.00	
		60	5300	14.75	15.00	
		64	5320	14.94	15.00	
	802.11n-HT40 MCS0	54	5270	14.86	15.00	90.48
		62	5310	14.81	15.00	
	802.11ac-VHT20 MCS0	52	5260	14.84	15.00	93.75
		56	5280	14.91	15.00	
		60	5300	14.89	15.00	
		64	5320	14.91	15.00	
	802.11ac-VHT40 MCS0	54	5270	14.85	15.00	89.62
		62	5310	14.92	15.00	
802.11ac-VHT80 MCS0	58	5290	14.00	14.00	85.71	



5.5GHz WLAN	Mode	Channel	Frequency (MHz)	Average power (dBm)	Tune-Up Limit	Duty Cycle %
	802.11a 6Mbps	100	5500	14.87	15.00	94.85
		116	5580	14.89	15.00	
		124	5620	14.74	15.00	
		132	5660	14.74	15.00	
		140	5700	14.80	15.00	
		144	5720	14.82	15.00	
802.11n-HT20 MCS0	100	5500	14.76	15.00	94.49	
	116	5580	14.81	15.00		
	124	5620	14.81	15.00		
	132	5660	14.85	15.00		
	140	5700	14.79	15.00		
	144	5720	14.97	15.00		
802.11n-HT40 MCS0	102	5510	14.87	15.00	90.48	
	110	5550	14.93	15.00		
	126	5630	14.83	15.00		
	134	5670	14.79	15.00		
	142	5710	14.91	15.00		
802.11ac-VHT20 MCS0	100	5500	14.93	15.00	93.75	
	116	5580	14.93	15.00		
	124	5620	14.93	15.00		
	132	5660	14.87	15.00		
	140	5700	14.87	15.00		
	144	5720	14.95	15.00		
802.11ac-VHT40 MCS0	102	5510	14.90	15.00	89.62	
	110	5550	14.89	15.00		
	126	5630	14.87	15.00		
	134	5670	14.88	15.00		
	142	5710	14.94	15.00		
802.11ac-VHT80 MCS0	106	5530	14.88	15.00	85.71	
	122	5610	14.87	15.00		
	138	5690	14.85	15.00		

5.8GHz WLAN	Mode	Channel	Frequency (MHz)	Average power (dBm)	Tune-Up Limit	Duty Cycle %
	802.11a MCS0	149	5745	14.84	15.00	94.85
		157	5785	14.88	15.00	
		165	5825	14.95	15.00	
	802.11n-HT20 MCS0	149	5745	14.81	15.00	94.49
		157	5785	14.83	15.00	
		165	5825	14.81	15.00	
	802.11n-HT40 MCS0	151	5755	14.82	15.00	90.48
		159	5795	14.81	15.00	
	802.11ac-VHT20 MCS0	149	5745	14.85	15.00	93.75
		157	5785	14.77	15.00	
		165	5825	14.89	15.00	
	802.11ac-VHT40 MCS0	151	5755	14.81	15.00	89.62
		159	5795	14.96	15.00	
802.11ac-VHT80 MCS0	155	5775	14.79	15.00	85.71	



<5GHz WLAN ANT1+2>

	Mode	Channel	Frequency (MHz)	Average power (dBm)	Tune-Up Limit	Duty Cycle %
5.2GHz WLAN	802.11a 6Mbps	36	5180	17.91	18.00	94.85
		40	5200	17.87	18.00	
		44	5220	17.88	18.00	
		48	5240	17.87	18.00	
	802.11n-HT20 MCS0	36	5180	17.88	18.00	94.49
		40	5200	17.82	18.00	
		44	5220	17.83	18.00	
		48	5240	17.81	18.00	
	802.11n-HT40 MCS0	38	5190	17.84	18.00	89.52
		46	5230	17.95	18.00	
	802.11ac-VHT20 MCS0	36	5180	17.89	18.00	94.53
		40	5200	17.96	18.00	
		44	5220	17.94	18.00	
		48	5240	17.87	18.00	
	802.11ac-VHT40 MCS0	38	5190	17.88	18.00	89.72
		46	5230	17.96	18.00	
802.11ac-VHT80 MCS0	42	5210	17.97	18.00	85.71	

	Mode	Channel	Frequency (MHz)	Average power (dBm)	Tune-Up Limit	Duty Cycle %
5.3GHz WLAN	802.11a 6Mbps	52	5260	17.78	18.00	94.85
		56	5280	17.77	18.00	
		60	5300	17.74	18.00	
		64	5320	17.86	18.00	
	802.11n-HT20 MCS0	52	5260	17.82	18.00	94.49
		56	5280	17.77	18.00	
		60	5300	17.71	18.00	
		64	5320	17.77	18.00	
	802.11n-HT40 MCS0	54	5270	17.88	18.00	89.52
		62	5310	17.90	18.00	
	802.11ac-VHT20 MCS0	52	5260	17.85	18.00	94.53
		56	5280	17.77	18.00	
		60	5300	17.79	18.00	
		64	5320	17.85	18.00	
	802.11ac-VHT40 MCS0	54	5270	17.87	18.00	89.72
		62	5310	17.94	18.00	
802.11ac-VHT80 MCS0	58	5290	16.97	17.00	85.71	



5.5GHz WLAN	Mode	Channel	Frequency (MHz)	Average power (dBm)	Tune-Up Limit	Duty Cycle %
	802.11a 6Mbps	100	5500	17.94	18.00	94.85
		116	5580	17.81	18.00	
		124	5620	17.85	18.00	
		132	5660	17.74	18.00	
		140	5700	17.68	18.00	
		144	5720	17.95	18.00	
802.11n-HT20 MCS0	100	5500	17.90	18.00	94.49	
	116	5580	17.75	18.00		
	124	5620	17.74	18.00		
	132	5660	17.68	18.00		
	140	5700	17.78	18.00		
	144	5720	17.61	18.00		
802.11n-HT40 MCS0	102	5510	17.79	18.00	89.52	
	110	5550	17.82	18.00		
	126	5630	17.84	18.00		
	134	5670	17.83	18.00		
	142	5710	17.82	18.00		
	100	5500	17.89	18.00		94.53
116	5580	17.80	18.00			
124	5620	17.67	18.00			
132	5660	17.71	18.00			
140	5700	17.82	18.00			
144	5720	17.54	18.00			
802.11ac-VHT20 MCS0	102	5510	17.92	18.00	89.72	
	110	5550	17.87	18.00		
	126	5630	17.84	18.00		
	134	5670	17.78	18.00		
	142	5710	17.68	18.00		
	106	5530	17.74	18.00		85.71
802.11ac-VHT40 MCS0	122	5610	17.72	18.00		
	138	5690	17.92	18.00		

5.8GHz WLAN	Mode	Channel	Frequency (MHz)	Average power (dBm)	Tune-Up Limit	Duty Cycle %
	802.11a MCS0	149	5745	17.98	18.00	94.85
		157	5785	17.83	18.00	
		165	5825	17.88	18.00	
	802.11n-HT20 MCS0	149	5745	17.96	18.00	94.49
		157	5785	17.84	18.00	
		165	5825	17.92	18.00	
	802.11n-HT40 MCS0	151	5755	17.93	18.00	89.52
		159	5795	17.93	18.00	
	802.11ac-VHT20 MCS0	149	5745	17.91	18.00	94.53
		157	5785	17.83	18.00	
		165	5825	17.98	18.00	
	802.11ac-VHT40 MCS0	151	5755	17.88	18.00	89.72
		159	5795	17.90	18.00	
802.11ac-VHT80 MCS0	155	5775	17.88	18.00	85.71	



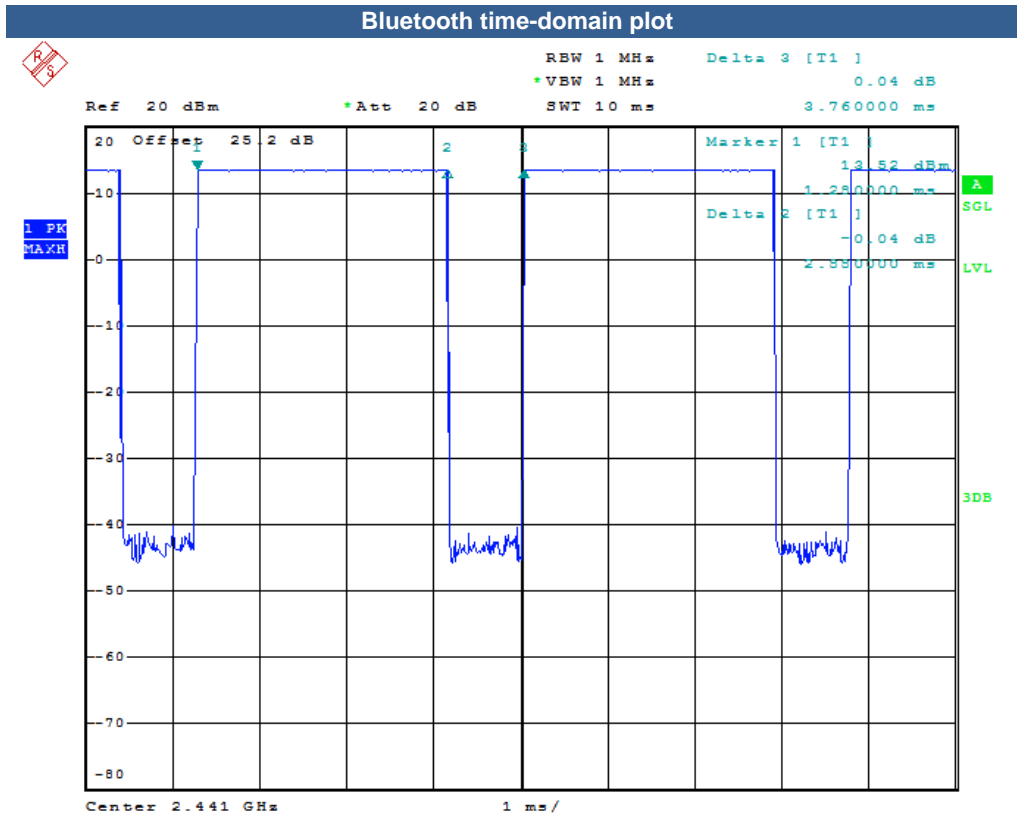
<2.4GHz Bluetooth>

Mode	Channel	Frequency (MHz)	Average power (dBm)		
			1Mbps	2Mbps	3Mbps
BR / EDR	CH 00	2402	14.81	9.10	9.14
	CH 39	2441	14.56	9.22	9.25
	CH 78	2480	14.16	9.03	9.08
Tune-up Limit			16.	10	10

Mode	Channel	Frequency (MHz)	Average power (dBm)	
			1Mbps	2Mbps
LE	CH 00	2402	9.18	9.15
	CH 19	2440	8.46	8.83
	CH 39	2480	9.12	8.50
Tune-up Limit			10	10

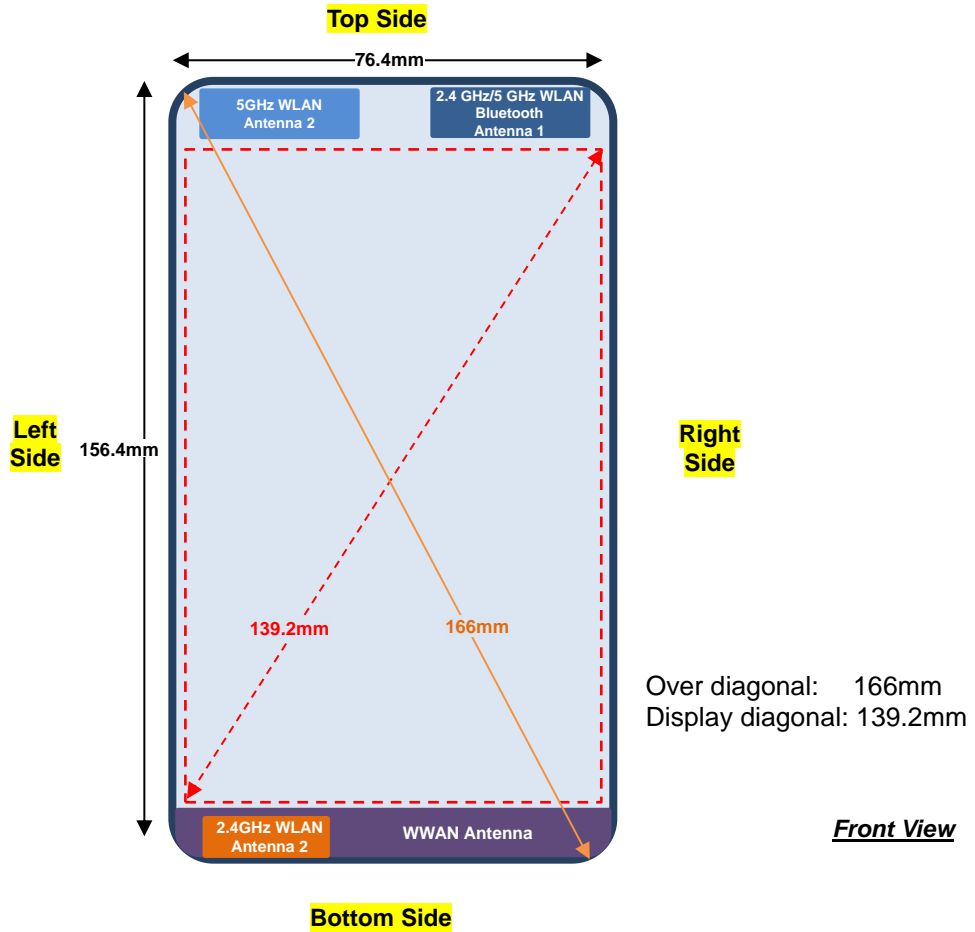
General Note:

- For 2.4GHz Bluetooth SAR testing was selected 1Mbps, due to its highest average power.
- The Bluetooth duty cycle is 76.6 % as following figure, according to 2016 Oct. TCB workshop for Bluetooth SAR scaling need further consideration and the theoretical duty cycle is 83.3%, therefore the actual duty cycle will be scaled up to the theoretical value of Bluetooth reported SAR calculation



### 13. Antenna Location

<Mobile Phone>



Distance of the Antenna to the EUT surface/edge						
Antennas	Back	Front	Top Side	Bottom Side	Right Side	Left Side
WWAN Antenna	≤ 25mm	≤ 25mm	>25 mm	≤ 25mm	≤ 25mm	≤ 25mm
2.4GHz / 5GHz WLAN & BT Antenna 1	≤ 25mm	≤ 25mm	≤ 25mm	>25 mm	≤ 25mm	>25 mm
2.4GHz WLAN Antenna 2	≤ 25mm	≤ 25mm	>25 mm	≤ 25mm	>25 mm	≤ 25mm
5GHz WLAN Antenna 2	≤ 25mm	≤ 25mm	≤ 25mm	>25 mm	>25 mm	≤ 25mm
2.4GHz WLAN MIMO	≤ 25mm	≤ 25mm	≤ 25mm	≤ 25mm	≤ 25mm	≤ 25mm
5GHz WLAN MIMO	≤ 25mm	≤ 25mm	≤ 25mm	>25 mm	≤ 25mm	≤ 25mm

Positions for SAR tests; Hotspot mode						
Antennas	Back	Front	Top Side	Bottom Side	Right Side	Left Side
WWAN Antenna	Yes	Yes	No	Yes	Yes	Yes
2.4GHz / 5GHz WLAN & BT Antenna 1	Yes	Yes	Yes	No	Yes	No
2.4GHz WLAN Antenna 2	Yes	Yes	No	Yes	No	Yes
5GHz WLAN Antenna 2	Yes	Yes	Yes	No	No	Yes
2.4GHz WLAN MIMO	Yes	Yes	Yes	Yes	Yes	Yes
5GHz WLAN MIMO	Yes	Yes	Yes	No	Yes	Yes

**General Note:**

- Referring to KDB 941225 D06 v02r01, when the overall device length and width are ≥ 9cm\*5cm, the test distance is 10 mm. SAR must be measured for all sides and surfaces with a transmitting antenna located within 25mm from that surface or edge.
- Since the device supports MIMO operated, when each chain transmits at the same time that bottom side can be exempt for 5GHz WLAN only.



## 14. SAR Test Results

### General Note:

1. Per KDB 447498 D01v06, the reported SAR is the measured SAR value adjusted for maximum tune-up tolerance.
  - a. Tune-up scaling Factor = tune-up limit power (mW) / EUT RF power (mW), where tune-up limit is the maximum rated power among all production units.
  - b. For SAR testing of WLAN signal with non-100% duty cycle, the measured SAR is scaled-up by the duty cycle scaling factor which is equal to "1/(duty cycle)"
  - c. For WWAN: Reported SAR(W/kg)= Measured SAR(W/kg)\*Tune-up Scaling Factor
  - d. For WLAN / Bluetooth: Reported SAR(W/kg)= Measured SAR(W/kg)\* Duty Cycle scaling factor \* Tune-up scaling factor
  - e. For TDD LTE SAR measurement, the duty cycle 1:1.59 (62.9 %) was used perform testing and considering the theoretical duty cycle of 63.3% for extended cyclic prefix in the uplink, and the theoretical duty cycle of 62.9% for normal cyclic prefix in uplink, a scaling factor of extended cyclic prefix 63.3%/62.9% = 1.006 is applied to scale-up the measured SAR result.  
The Reported TDD LTE SAR = measured SAR (W/kg) \* Tune-up Scaling Factor\* scaling factor for extended cyclic prefix.
2. Per KDB 447498 D01v06, for each exposure position, testing of other required channels within the operating mode of a frequency band is not required when the *reported* 1-g or 10-g SAR for the mid-band or highest output power channel is:
  - $\leq 0.8$  W/kg or 2.0 W/kg, for 1-g or 10-g respectively, when the transmission band is  $\leq 100$  MHz
  - $\leq 0.6$  W/kg or 1.5 W/kg, for 1-g or 10-g respectively, when the transmission band is between 100 MHz and 200 MHz
  - $\leq 0.4$  W/kg or 1.0 W/kg, for 1-g or 10-g respectively, when the transmission band is  $\geq 200$  MHz
3. Per KDB 865664 D01v01r04, for each frequency band, repeated SAR measurement is required only when the measured SAR is  $\geq 0.8$ W/kg.
4. Per KDB 648474 D04v01r03, when the reported SAR for a body-worn accessory measured without a headset connected to the handset is  $\leq 1.2$  W/kg, SAR testing with a headset connected to the handset is not required.
5. Per KDB648474 D04v01r03, for smart phones with a display diagonal dimension > 15.0 cm or an overall diagonal dimension > 16.0 cm, when hotspot mode applies, 10-g product specific SAR for WWAN transmitter is required only for the edges according to "operational description" with hotspot mode 1-g reported SAR > 1.2 W/kg, however, when power reduction applies to hotspot mode the measured SAR must be scaled to the maximum output power, including tolerance, allowed for phablet modes to compare with the 1.2W/kg SAR test reduction threshold, for this device only bottom side SAR for WWAN transmitter scaled to maximum output power is higher than 1.2W/kg of WCDMA B2, CDMA BC1 and LTE B2, therefore product specific SAR is necessary.
6. For 5.3GHz / 5.5GHz WLAN product specific SAR is necessary too, due to an overall diagonal dimension is > 16cm.
7. While operating in "Product Specific" configuration by end user, the device will limit different maximum output powers on the WCDMA B2, LTE B2 transmitter and detail descriptions of the power reduction mechanism are included in the operational description.
8. While operating in "Front" and "Back" configuration by end user, the device will limit different maximum output powers on the WCDMA B2 / B4 / B5, CDMA BC0 / BC1 / BC10 and LTE B2 / B4 / B5 / B12 / B17 / B26 transmitter and detail descriptions of the power reduction mechanism are included in the operational description.
9. While operating in body-adjacent exposure configuration during a mobile hotspot session, the device will reduced output powers on the WCDMA B2 / B4 / B5, CDMA BC0 / BC1 / BC10 and LTE B2 / B4 / B5 / B12 / B17 / B26 transmitter and detail descriptions of the power reduction mechanism are included in the operational description.
10. The device utilizes independent power reduction mechanisms for SAR compliance for the WLAN transmitter for held-to-ear exposure conditions and detail descriptions of the power reduction mechanism are included in the operational description.

### GSM Note:

1. Per KDB 941225 D01v03r01, for SAR test reduction for GSM / GPRS / EDGE modes is determined by the source-based time-averaged output power including tune-up tolerance. The mode with highest specified time-averaged output power should be tested for SAR compliance in the applicable exposure conditions. For modes with the same specified maximum output power and tolerance, the higher number time-slot configuration should be tested. Therefore, the GPRS (4Tx slots) for GSM850/GSM1900 is considered as the primary mode.
2. Other configurations of GSM / GPRS / EDGE are considered as secondary modes. The 3G SAR test reduction procedure is applied, when the maximum output power and tune-up tolerance specified for production units in a secondary mode is  $\leq 1/4$  dB higher than the primary mode, SAR measurement is not required for the secondary mode.

**UMTS Note:**

1. Per KDB 941225 D01v03r01, for SAR testing is measured using a 12.2 kbps RMC with TPC bits configured to all "1's".
2. Per KDB 941225 D01v03r01, RMC 12.2kbps setting is used to evaluate SAR. The maximum output power and tune-up tolerance specified for production units in HSDPA / HSUPA / DC-HSDPA is  $\leq \frac{1}{4}$  dB higher than RMC 12.2Kbps or when the highest reported SAR of the RMC12.2Kbps is scaled by the ratio of specified maximum output power and tune-up tolerance of HSDPA / HSUPA / DC-HSDPA to RMC12.2Kbps and the adjusted SAR is  $\leq 1.2$  W/kg, SAR measurement is not required for HSDPA / HSUPA / DC-HSDPA, and according to the following RF output power, the output power results of the secondary modes (HSUPA, HSDPA, DC-HSDPA) are less than  $\frac{1}{4}$  dB higher than the primary modes; therefore, SAR measurement is not required for HSDPA / HSUPA / DC-HSDPA.

**CDMA Note:**

1. Per KDB 941225 D01v03r01, SAR for next to the ear head exposure is measured in RC3 with the handset configured to transmit at full rate in SO55.
2. Per KDB 941225 D01v03r01, in Hotspot mode EUT is treated as data device and SAR is tested with Ev-Do Rev 0 (RTAP 153.6kbps) as the primary mode.
3. Per KDB 941225 D01v03r01, for Body-worn accessory SAR is measured in RC3 with the handset configured in TDSO/SO32 to transmit at full rate on FCH only with all other code channels disabled. The body-worn accessory procedures in KDB Publication 447498 are applied. The 3G SAR test reduction procedure is applied to the multiple code channel configuration (FCH+SCH), with FCH only as the primary mode.

**LTE Note:**

1. Per KDB 941225 D05v02r05, start with the largest channel bandwidth and measure SAR for QPSK with 1 RB allocation, using the RB offset and required test channel combination with the highest maximum output power for RB offsets at the upper edge, middle and lower edge of each required test channel.
2. Per KDB 941225 D05v02r05, 50% RB allocation for QPSK SAR testing follows 1RB QPSK allocation procedure.
3. Per KDB 941225 D05v02r05, For QPSK with 100% RB allocation, SAR is not required when the highest maximum output power for 100 % RB allocation is less than the highest maximum output power in 50% and 1 RB allocations and the highest reported SAR for 1 RB and 50% RB allocation are  $\leq 0.8$  W/kg. Otherwise, SAR is measured for the highest output power channel; and if the reported SAR is  $> 1.45$  W/kg, the remaining required test channels must also be tested.
4. Per KDB 941225 D05v02r05, 16QAM/64QAM output power for each RB allocation configuration is  $>$  not  $\frac{1}{2}$  dB higher than the same configuration in QPSK and the reported SAR for the QPSK configuration is  $\leq 1.45$  W/kg; Per KDB 941225 D05v02r05, 16QAM/64QAM SAR testing is not required.
5. Per KDB 941225 D05v02r05, Smaller bandwidth output power for each RB allocation configuration is  $>$  not  $\frac{1}{2}$  dB higher than the same configuration in the largest supported bandwidth, and the reported SAR for the largest supported bandwidth is  $\leq 1.45$  W/kg; Per KDB 941225 D05v02r05, smaller bandwidth SAR testing is not required.
6. For LTE B4 / B5 / B12 / B17 / B26 / B38 the maximum bandwidth does not support three non-overlapping channels, per KDB 941225 D05v02r05, when a device supports overlapping channel assignment in a channel bandwidth configuration, the middle channel of the group of overlapping channels should be selected for testing.
7. For LTE Band 38 / 41, per FCC guidance, SAR was first measured with only a single carrier active in the uplink (carrier aggregation not active). For each exposure condition, the uplink CA scenario with two component carriers was additionally tested for the configuration with highest SAR when carrier aggregation was not active.
8. For the LTE Band 38 / 41 uplink CA SAR testing was selected the highest power configuration (RB configuration) of the largest aggregation bandwidth, in LTE UL CA.



**WLAN Note:**

1. Per KDB 248227 D01v02r02, for 2.4GHz 802.11g/n SAR testing is not required when the highest reported SAR for DSSS is adjusted by the ratio of OFDM to DSSS specified maximum output power and the adjusted SAR is  $\leq 1.2$  W/kg.
2. Per KDB 248227 D01v02r02, U-NII-1 SAR testing is not required when the U-NII-2A band highest reported SAR for a test configuration is  $\leq 1.2$  W/kg, SAR is not required for U-NII-1 band.
3. When the reported SAR of the test position is  $> 0.4$  W/kg, SAR is repeated for the 802.11 transmission mode configuration tested in the initial test position to measure the subsequent next closet/smallest test separation distance and maximum coupling test position on the highest maximum output power channel, until the report SAR is  $\leq 0.8$  W/kg or all required test position are tested.
4. For all positions / configurations, when the reported SAR is  $> 0.8$  W/kg, SAR is measured for these test positions / configurations on the subsequent next highest measured output power channel(s) until the reported SAR is  $\leq 1.2$  W/kg or all required channels are tested.
5. For WLAN SAR testing was performed on single antenna RF power in SISO mode is larger or equal to the single antenna RF power in MIMO mode, and for RF exposure assessment of MIMO mode simultaneous transmission exclusion analysis was performed with SAR test results of each antenna in SISO mode.
6. Per KDB 248227 D01v02r02, the simultaneous SAR provisions in KDB publication 447498 should be applied to determine simultaneous transmission SAR test exclusion for WiFi MIMO. If the sum of 1g single transmission chain SAR measurements is  $< 1.6$ W/kg and SAR peak to location ratio  $\leq 0.04$ , no additional SAR measurements for MIMO.
7. During SAR testing the WLAN transmission was verified using a spectrum analyzer.



**14.1 Head SAR**

**<GSM SAR>**

Plot No.	Band	Mode	Test Position	Gap (mm)	Ch.	Freq. (MHz)	Average Power (dBm)	Tune-Up Limit (dBm)	Tune-up Scaling Factor	Power Drift (dB)	Measured 1g SAR (W/kg)	Reported 1g SAR (W/kg)
	GSM850	GPRS (4 Tx slots)	Right Cheek	0mm	189	836.4	25.88	27.50	1.452	0.073	0.115	0.167
	GSM850	GPRS (4 Tx slots)	Right Tilted	0mm	189	836.4	25.88	27.50	1.452	0.072	0.060	0.087
01	GSM850	GPRS (4 Tx slots)	Left Cheek	0mm	189	836.4	25.88	27.50	1.452	-0.116	0.137	0.199
	GSM850	GPRS (4 Tx slots)	Left Tilted	0mm	189	836.4	25.88	27.50	1.452	-0.03	0.066	0.096
02	GSM1900	GPRS (4 Tx slots)	Right Cheek	0mm	512	1850.2	22.57	24.50	1.560	0.066	0.131	0.204
	GSM1900	GPRS (4 Tx slots)	Right Tilted	0mm	512	1850.2	22.57	24.50	1.560	0.122	0.045	0.070
	GSM1900	GPRS (4 Tx slots)	Left Cheek	0mm	512	1850.2	22.57	24.50	1.560	0.074	0.120	0.187
	GSM1900	GPRS (4 Tx slots)	Left Tilted	0mm	512	1850.2	22.57	24.50	1.560	0.02	0.048	0.075

**<WCDMA SAR>**

Plot No.	Band	Mode	Test Position	Gap (mm)	Ch.	Freq. (MHz)	Average Power (dBm)	Tune-Up Limit (dBm)	Tune-up Scaling Factor	Power Drift (dB)	Measured 1g SAR (W/kg)	Reported 1g SAR (W/kg)
03	WCDMA II	RMC 12.2Kbps	Right Cheek	0mm	9262	1852.4	22.38	24.00	1.452	0.082	0.252	0.366
	WCDMA II	RMC 12.2Kbps	Right Tilted	0mm	9262	1852.4	22.38	24.00	1.452	0.012	0.073	0.106
	WCDMA II	RMC 12.2Kbps	Left Cheek	0mm	9262	1852.4	22.38	24.00	1.452	0.158	0.247	0.359
	WCDMA II	RMC 12.2Kbps	Left Tilted	0mm	9262	1852.4	22.38	24.00	1.452	0.092	0.083	0.121
04	WCDMA IV	RMC 12.2Kbps	Right Cheek	0mm	1513	1752.6	22.32	24.00	1.472	-0.102	0.182	0.268
	WCDMA IV	RMC 12.2Kbps	Right Tilted	0mm	1513	1752.6	22.32	24.00	1.472	0.056	0.079	0.116
	WCDMA IV	RMC 12.2Kbps	Left Cheek	0mm	1513	1752.6	22.32	24.00	1.472	0.18	0.177	0.261
	WCDMA IV	RMC 12.2Kbps	Left Tilted	0mm	1513	1752.6	22.32	24.00	1.472	0.034	0.129	0.190
	WCDMA V	RMC 12.2Kbps	Right Cheek	0mm	4132	826.4	23.05	24.00	1.245	-0.008	0.273	0.340
	WCDMA V	RMC 12.2Kbps	Right Tilted	0mm	4132	826.4	23.05	24.00	1.245	-0.056	0.131	0.163
05	WCDMA V	RMC 12.2Kbps	Left Cheek	0mm	4132	826.4	23.05	24.00	1.245	0.023	0.286	0.356
	WCDMA V	RMC 12.2Kbps	Left Tilted	0mm	4132	826.4	23.05	24.00	1.245	0.011	0.135	0.168

**<CDMA SAR>**

Plot No.	Band	Mode	Test Position	Gap (mm)	Ch.	Freq. (MHz)	Average Power (dBm)	Tune-Up Limit (dBm)	Tune-up Scaling Factor	Power Drift (dB)	Measured 1g SAR (W/kg)	Reported 1g SAR (W/kg)
06	CDMA BC0	1xRTT RC3 SO55	Right Cheek	0mm	1013	824.7	24.23	25.00	1.194	-0.162	0.380	0.454
	CDMA BC0	1xRTT RC3 SO55	Right Tilted	0mm	1013	824.7	24.23	25.00	1.194	0.007	0.119	0.142
	CDMA BC0	1xRTT RC3 SO55	Left Cheek	0mm	1013	824.7	24.23	25.00	1.194	0.049	0.334	0.399
	CDMA BC0	1xRTT RC3 SO55	Left Tilted	0mm	1013	824.7	24.23	25.00	1.194	0.026	0.129	0.154
07	CDMA BC1	1xRTT RC3 SO55	Right Cheek	0mm	600	1880	23.60	25.00	1.380	0.029	0.294	0.406
	CDMA BC1	1xRTT RC3 SO55	Right Tilted	0mm	600	1880	23.60	25.00	1.380	0.013	0.106	0.146
	CDMA BC1	1xRTT RC3 SO55	Left Cheek	0mm	600	1880	23.60	25.00	1.380	0.154	0.273	0.377
	CDMA BC1	1xRTT RC3 SO55	Left Tilted	0mm	600	1880	23.60	25.00	1.380	-0.035	0.120	0.166
08	CDMA BC10	1xRTT RC3 SO55	Right Cheek	0mm	580	820.5	24.11	25.00	1.227	0.006	0.355	0.436
	CDMA BC10	1xRTT RC3 SO55	Right Tilted	0mm	580	820.5	24.11	25.00	1.227	0.037	0.118	0.145
	CDMA BC10	1xRTT RC3 SO55	Left Cheek	0mm	580	820.5	24.11	25.00	1.227	0.012	0.322	0.395
	CDMA BC10	1xRTT RC3 SO55	Left Tilted	0mm	580	820.5	24.11	25.00	1.227	0.106	0.126	0.155



<FDD LTE SAR>

Plot No.	Band	BW (MHz)	Modulation	RB Size	RB offset	Test Position	Gap (mm)	Ch.	Freq. (MHz)	Average Power (dBm)	Tune-Up Limit (dBm)	Tune-up Scaling Factor	Power Drift (dB)	Measured 1g SAR (W/kg)	Reported 1g SAR (W/kg)
	LTE Band 2	20M	QPSK	1	0	Right Cheek	0mm	19100	1900	22.55	24.00	1.396	0.004	0.264	0.369
	LTE Band 2	20M	QPSK	50	0	Right Cheek	0mm	19100	1900	21.48	23.00	1.419	0.026	0.163	0.231
	LTE Band 2	20M	QPSK	1	0	Right Tilted	0mm	19100	1900	22.55	24.00	1.396	0.022	0.077	0.108
	LTE Band 2	20M	QPSK	50	0	Right Tilted	0mm	19100	1900	21.48	23.00	1.419	0.053	0.050	0.071
09	LTE Band 2	20M	QPSK	1	0	Left Cheek	0mm	19100	1900	22.55	24.00	1.396	0.152	0.265	0.370
	LTE Band 2	20M	QPSK	50	0	Left Cheek	0mm	19100	1900	21.48	23.00	1.419	0.128	0.163	0.231
	LTE Band 2	20M	QPSK	1	0	Left Tilted	0mm	19100	1900	22.55	24.00	1.396	0.048	0.087	0.121
	LTE Band 2	20M	QPSK	50	0	Left Tilted	0mm	19100	1900	21.48	23.00	1.419	0.08	0.055	0.078
	LTE Band 4	20M	QPSK	1	0	Right Cheek	0mm	20175	1732.5	22.48	24.00	1.419	-0.031	0.258	0.366
	LTE Band 4	20M	QPSK	50	0	Right Cheek	0mm	20175	1732.5	21.46	23.00	1.426	-0.01	0.160	0.228
	LTE Band 4	20M	QPSK	1	0	Right Tilted	0mm	20175	1732.5	22.48	24.00	1.419	0.056	0.077	0.109
	LTE Band 4	20M	QPSK	50	0	Right Tilted	0mm	20175	1732.5	21.46	23.00	1.426	-0.001	0.053	0.076
10	LTE Band 4	20M	QPSK	1	0	Left Cheek	0mm	20175	1732.5	22.48	24.00	1.419	0.116	0.262	0.372
	LTE Band 4	20M	QPSK	50	0	Left Cheek	0mm	20175	1732.5	21.46	23.00	1.426	0.13	0.164	0.234
	LTE Band 4	20M	QPSK	1	0	Left Tilted	0mm	20175	1732.5	22.48	24.00	1.419	0.034	0.126	0.179
	LTE Band 4	20M	QPSK	50	0	Left Tilted	0mm	20175	1732.5	21.46	23.00	1.426	0.021	0.077	0.110
11	LTE Band 5	10M	QPSK	1	0	Right Cheek	0mm	20525	836.5	22.61	24.00	1.377	-0.048	0.311	0.428
	LTE Band 5	10M	QPSK	25	0	Right Cheek	0mm	20525	836.5	21.62	23.00	1.374	0.024	0.184	0.253
	LTE Band 5	10M	QPSK	1	0	Right Tilted	0mm	20525	836.5	22.61	24.00	1.377	-0.141	0.128	0.176
	LTE Band 5	10M	QPSK	25	0	Right Tilted	0mm	20525	836.5	21.62	23.00	1.374	-0.031	0.068	0.093
	LTE Band 5	10M	QPSK	1	0	Left Cheek	0mm	20525	836.5	22.61	24.00	1.377	0.029	0.309	0.426
	LTE Band 5	10M	QPSK	25	0	Left Cheek	0mm	20525	836.5	21.62	23.00	1.374	0.048	0.170	0.234
	LTE Band 5	10M	QPSK	1	0	Left Tilted	0mm	20525	836.5	22.61	24.00	1.377	0.04	0.142	0.196
	LTE Band 5	10M	QPSK	25	0	Left Tilted	0mm	20525	836.5	21.62	23.00	1.374	-0.013	0.077	0.106
12	LTE Band 7	20M	QPSK	1	0	Right Cheek	0mm	21100	2535	22.34	24.00	1.466	-0.15	0.352	0.516
	LTE Band 7	20M	QPSK	50	0	Right Cheek	0mm	21100	2535	21.33	23.00	1.469	-0.03	0.221	0.325
	LTE Band 7	20M	QPSK	1	0	Right Tilted	0mm	21100	2535	22.34	24.00	1.466	-0.12	0.084	0.123
	LTE Band 7	20M	QPSK	50	0	Right Tilted	0mm	21100	2535	21.33	23.00	1.469	-0.01	0.056	0.082
	LTE Band 7	20M	QPSK	1	0	Left Cheek	0mm	21100	2535	22.34	24.00	1.466	-0.02	0.166	0.243
	LTE Band 7	20M	QPSK	50	0	Left Cheek	0mm	21100	2535	21.33	23.00	1.469	-0.09	0.108	0.159
	LTE Band 7	20M	QPSK	1	0	Left Tilted	0mm	21100	2535	22.34	24.00	1.466	-0.04	0.085	0.125
	LTE Band 7	20M	QPSK	50	0	Left Tilted	0mm	21100	2535	21.33	23.00	1.469	-0.11	0.055	0.081
13	LTE Band 12	10M	QPSK	1	0	Right Cheek	0mm	23095	707.5	22.48	24.00	1.419	-0.005	0.212	0.301
	LTE Band 12	10M	QPSK	25	0	Right Cheek	0mm	23095	707.5	21.48	23.00	1.419	0.087	0.113	0.160
	LTE Band 12	10M	QPSK	1	0	Right Tilted	0mm	23095	707.5	22.48	24.00	1.419	0.031	0.057	0.081
	LTE Band 12	10M	QPSK	25	0	Right Tilted	0mm	23095	707.5	21.48	23.00	1.419	0.128	0.030	0.043
	LTE Band 12	10M	QPSK	1	0	Left Cheek	0mm	23095	707.5	22.48	24.00	1.419	0.057	0.142	0.202
	LTE Band 12	10M	QPSK	25	0	Left Cheek	0mm	23095	707.5	21.48	23.00	1.419	0.029	0.076	0.108
	LTE Band 12	10M	QPSK	1	0	Left Tilted	0mm	23095	707.5	22.48	24.00	1.419	-0.016	0.066	0.094
	LTE Band 12	10M	QPSK	25	0	Left Tilted	0mm	23095	707.5	21.48	23.00	1.419	-0.088	0.037	0.053



Plot No.	Band	BW (MHz)	Modulation	RB Size	RB offset	Test Position	Gap (mm)	Ch.	Freq. (MHz)	Average Power (dBm)	Tune-Up Limit (dBm)	Tune-up Scaling Factor	Power Drift (dB)	Measured 1g SAR (W/kg)	Reported 1g SAR (W/kg)
14	LTE Band 17	10M	QPSK	1	0	Right Cheek	0mm	23790	710	22.45	24.00	1.429	-0.079	0.214	0.306
	LTE Band 17	10M	QPSK	25	0	Right Cheek	0mm	23790	710	21.58	23.00	1.387	-0.012	0.120	0.166
	LTE Band 17	10M	QPSK	1	0	Right Tilted	0mm	23790	710	22.45	24.00	1.429	0.111	0.058	0.083
	LTE Band 17	10M	QPSK	25	0	Right Tilted	0mm	23790	710	21.58	23.00	1.387	0.178	0.030	0.042
	LTE Band 17	10M	QPSK	1	0	Left Cheek	0mm	23790	710	22.45	24.00	1.429	-0.053	0.138	0.197
	LTE Band 17	10M	QPSK	25	0	Left Cheek	0mm	23790	710	21.58	23.00	1.387	0.059	0.074	0.103
	LTE Band 17	10M	QPSK	1	0	Left Tilted	0mm	23790	710	22.45	24.00	1.429	-0.006	0.063	0.090
	LTE Band 17	10M	QPSK	25	0	Left Tilted	0mm	23790	710	21.58	23.00	1.387	-0.058	0.034	0.047
	LTE Band 26	15M	QPSK	1	0	Right Cheek	0mm	26865	831.5	22.66	24.00	1.361	0.027	0.320	0.436
	LTE Band 26	15M	QPSK	36	0	Right Cheek	0mm	26865	831.5	21.86	23.00	1.300	-0.028	0.179	0.233
	LTE Band 26	15M	QPSK	1	0	Right Tilted	0mm	26865	831.5	22.66	24.00	1.361	-0.04	0.133	0.181
	LTE Band 26	15M	QPSK	36	0	Right Tilted	0mm	26865	831.5	21.86	23.00	1.300	-0.026	0.071	0.092
15	LTE Band 26	15M	QPSK	1	0	Left Cheek	0mm	26865	831.5	22.66	24.00	1.361	-0.015	0.347	0.472
	LTE Band 26	15M	QPSK	36	0	Left Cheek	0mm	26865	831.5	21.86	23.00	1.300	-0.083	0.188	0.244
	LTE Band 26	15M	QPSK	1	0	Left Tilted	0mm	26865	831.5	22.66	24.00	1.361	0.04	0.141	0.192
	LTE Band 26	15M	QPSK	36	0	Left Tilted	0mm	26865	831.5	21.86	23.00	1.300	-0.029	0.077	0.100

<TDD LTE SAR>

Plot No.	Band	BW (MHz)	Modulation	RB Size	RB offset	Test Position	Gap (mm)	Ch.	Freq. (MHz)	Average Power (dBm)	Tune-Up Limit (dBm)	Tune-up Scaling Factor	Duty Cycle %	Duty Cycle Scaling Factor	Power Drift (dB)	Measured 1g SAR (W/kg)	Reported 1g SAR (W/kg)
16	LTE Band 38	20M	QPSK	1	0	Right Cheek	0mm	37850	2580	22.31	24.00	1.476	62.9	1.006	0.06	0.167	0.248
	LTE Band 38	20M	QPSK	50	0	Right Cheek	0mm	37850	2580	21.31	23.00	1.476	62.9	1.006	-0.02	0.107	0.159
	LTE Band 38	20M	QPSK	1	99	Right Cheek	0mm	37850 (PCC) + 38048 (SCC)	2580	23.67	24.00	1.079	62.9	1.006	0.02	0.220	0.239
	LTE Band 38	20M	QPSK	1	0	Right Tilted	0mm	37850	2580	22.31	24.00	1.476	62.9	1.006	0.02	0.082	0.122
	LTE Band 38	20M	QPSK	50	0	Right Tilted	0mm	37850	2580	21.31	23.00	1.476	62.9	1.006	0.17	0.050	0.074
	LTE Band 38	20M	QPSK	1	0	Left Cheek	0mm	37850	2580	22.31	24.00	1.476	62.9	1.006	0.11	0.109	0.162
	LTE Band 38	20M	QPSK	50	0	Left Cheek	0mm	37850	2580	21.31	23.00	1.476	62.9	1.006	0.06	0.081	0.120
	LTE Band 38	20M	QPSK	1	0	Left Tilted	0mm	37850	2580	22.31	24.00	1.476	62.9	1.006	0.06	0.049	0.073
	LTE Band 38	20M	QPSK	50	0	Left Tilted	0mm	37850	2580	21.31	23.00	1.476	62.9	1.006	0.04	0.038	0.056
17	LTE Band 41	20M	QPSK	1	0	Right Cheek	0mm	40770	2608	22.37	24.00	1.455	62.9	1.006	-0.01	0.148	0.217
	LTE Band 41	20M	QPSK	50	0	Right Cheek	0mm	40770	2608	21.34	23.00	1.466	62.9	1.006	-0.07	0.107	0.158
	LTE Band 41	20M	QPSK	1	99	Right Cheek	0mm	40500 (PCC) + 40968 (SCC)	2581	23.45	24.00	1.135	62.9	1.006	-0.02	0.179	0.204
	LTE Band 41	20M	QPSK	1	0	Right Tilted	0mm	40770	2608	22.37	24.00	1.455	62.9	1.006	0.12	0.081	0.119
	LTE Band 41	20M	QPSK	50	0	Right Tilted	0mm	40770	2608	21.34	23.00	1.466	62.9	1.006	0.13	0.049	0.072
	LTE Band 41	20M	QPSK	1	0	Left Cheek	0mm	40770	2608	22.37	24.00	1.455	62.9	1.006	0.07	0.113	0.165
	LTE Band 41	20M	QPSK	50	0	Left Cheek	0mm	40770	2608	21.34	23.00	1.466	62.9	1.006	0.06	0.082	0.121
	LTE Band 41	20M	QPSK	1	0	Left Tilted	0mm	40770	2608	22.37	24.00	1.455	62.9	1.006	0.04	0.050	0.073
	LTE Band 41	20M	QPSK	50	0	Left Tilted	0mm	40770	2608	21.34	23.00	1.466	62.9	1.006	0.04	0.039	0.057



<WLAN SAR>

Plot No.	Band	Mode	Test Position	Gap (mm)	Antenna	Ch.	Freq. (MHz)	Average Power (dBm)	Tune-Up Limit (dBm)	Tune-up Scaling Factor	Duty Cycle %	Duty Cycle Scaling Factor	Power Drift (dB)	Measured 1g SAR (W/kg)	Reported 1g SAR (W/kg)
	WLAN2.4GHz	802.11b 1Mbps	Right Cheek	0mm	Ant 1	1	2412	15.90	16.50	1.148	100	1.000	0.098	0.297	0.341
	WLAN2.4GHz	802.11b 1Mbps	Right Tilted	0mm	Ant 1	1	2412	15.90	16.50	1.148	100	1.000	-0.168	0.260	0.299
	WLAN2.4GHz	802.11b 1Mbps	Left Cheek	0mm	Ant 1	1	2412	15.90	16.50	1.148	100	1.000	0.18	0.506	0.581
	WLAN2.4GHz	802.11b 1Mbps	Left Cheek	0mm	Ant 1	6	2437	15.90	16.50	1.148	100	1.000	0.04	0.517	0.594
18	WLAN2.4GHz	802.11b 1Mbps	Left Cheek	0mm	Ant 1	11	2462	15.85	16.50	1.161	100	1.000	-0.09	0.548	0.636
	WLAN2.4GHz	802.11b 1Mbps	Left Tilted	0mm	Ant 1	1	2412	15.90	16.50	1.148	100	1.000	0.061	0.439	0.504
	WLAN2.4GHz	802.11b 1Mbps	Right Cheek	0mm	Ant 2	1	2412	15.90	16.50	1.148	100	1.000	0.111	0.044	0.051
	WLAN2.4GHz	802.11b 1Mbps	Right Tilted	0mm	Ant 2	1	2412	15.90	16.50	1.148	100	1.000	0.157	0.019	0.022
	WLAN2.4GHz	802.11b 1Mbps	Left Cheek	0mm	Ant 2	1	2412	15.90	16.50	1.148	100	1.000	0.107	0.045	0.052
	WLAN2.4GHz	802.11b 1Mbps	Left Tilted	0mm	Ant 2	1	2412	15.90	16.50	1.148	100	1.000	-0.148	0.020	0.023
	WLAN5GHz	802.11n-HT40 MCS0	Right Cheek	0mm	Ant 1	54	5270	14.79	15.00	1.050	89.62	1.116	-0.11	0.259	0.303
	WLAN5GHz	802.11n-HT40 MCS0	Right Tilted	0mm	Ant 1	54	5270	14.79	15.00	1.050	89.62	1.116	-0.13	0.269	0.315
	WLAN5GHz	802.11n-HT40 MCS0	Left Cheek	0mm	Ant 1	54	5270	14.79	15.00	1.050	89.62	1.116	-0.16	0.385	0.451
19	WLAN5GHz	802.11n-HT40 MCS0	Left Tilted	0mm	Ant 1	54	5270	14.79	15.00	1.050	89.62	1.116	0.03	0.396	0.464
	WLAN5GHz	802.11n-HT40 MCS0	Left Tilted	0mm	Ant 1	62	5310	14.75	15.00	1.059	89.62	1.116	0.04	0.385	0.455
	WLAN5GHz	802.11n-HT40 MCS0	Right Cheek	0mm	Ant 2	54	5270	14.86	15.00	1.033	90.48	1.105	0.03	0.399	0.455
	WLAN5GHz	802.11n-HT40 MCS0	Right Tilted	0mm	Ant 2	54	5270	14.86	15.00	1.033	90.48	1.105	0.02	0.352	0.402
	WLAN5GHz	802.11n-HT40 MCS0	Left Cheek	0mm	Ant 2	54	5270	14.86	15.00	1.033	90.48	1.105	-0.04	0.255	0.291
	WLAN5GHz	802.11n-HT40 MCS0	Left Tilted	0mm	Ant 2	54	5270	14.86	15.00	1.033	90.48	1.105	0.11	0.235	0.268
	WLAN5GHz	802.11ac-VHT80 MCS0	Right Cheek	0mm	Ant 1	106	5530	14.91	15.00	1.021	86.51	1.156	-0.055	0.299	0.353
	WLAN5GHz	802.11ac-VHT80 MCS0	Right Tilted	0mm	Ant 1	106	5530	14.91	15.00	1.021	86.51	1.156	0.179	0.342	0.404
	WLAN5GHz	802.11ac-VHT80 MCS0	Left Cheek	0mm	Ant 1	106	5530	14.91	15.00	1.021	86.51	1.156	0.02	0.484	0.571
20	WLAN5GHz	802.11ac-VHT80 MCS0	Left Tilted	0mm	Ant 1	106	5530	14.91	15.00	1.021	86.51	1.156	0.15	0.527	0.622
	WLAN5GHz	802.11ac-VHT80 MCS0	Left Tilted	0mm	Ant 1	122	5610	14.90	15.00	1.023	86.51	1.156	0.147	0.521	0.616
	WLAN5GHz	802.11ac-VHT80 MCS0	Left Tilted	0mm	Ant 1	138	5690	14.88	15.00	1.028	85.71	1.167	-0.024	0.510	0.612
	WLAN5GHz	802.11ac-VHT80 MCS0	Right Cheek	0mm	Ant 2	106	5530	14.88	15.00	1.028	85.71	1.167	-0.101	0.408	0.489
	WLAN5GHz	802.11ac-VHT80 MCS0	Right Tilted	0mm	Ant 2	106	5530	14.88	15.00	1.028	85.71	1.167	0.14	0.444	0.533
	WLAN5GHz	802.11ac-VHT80 MCS0	Left Cheek	0mm	Ant 2	106	5530	14.88	15.00	1.028	85.71	1.167	0.181	0.266	0.319
	WLAN5GHz	802.11ac-VHT80 MCS0	Left Tilted	0mm	Ant 2	106	5530	14.88	15.00	1.028	85.71	1.167	0.163	0.315	0.378
	WLAN5GHz	802.11ac-VHT80 MCS0	Right Cheek	0mm	Ant 1	155	5775	14.63	15.00	1.089	86.51	1.156	-0.137	0.278	0.350
	WLAN5GHz	802.11ac-VHT80 MCS0	Right Tilted	0mm	Ant 1	155	5775	14.63	15.00	1.089	86.51	1.156	0.188	0.322	0.405
	WLAN5GHz	802.11ac-VHT80 MCS0	Left Cheek	0mm	Ant 1	155	5775	14.63	15.00	1.089	86.51	1.156	-0.042	0.481	0.605
	WLAN5GHz	802.11ac-VHT80 MCS0	Left Tilted	0mm	Ant 1	155	5775	14.63	15.00	1.089	86.51	1.156	0.047	0.525	0.661
	WLAN5GHz	802.11ac-VHT80 MCS0	Right Cheek	0mm	Ant 2	155	5775	14.79	15.00	1.050	85.71	1.167	0.16	0.591	0.724
21	WLAN5GHz	802.11ac-VHT80 MCS0	Right Tilted	0mm	Ant 2	155	5775	14.79	15.00	1.050	85.71	1.167	-0.04	0.713	0.873
	WLAN5GHz	802.11ac-VHT80 MCS0	Left Cheek	0mm	Ant 2	155	5775	14.79	15.00	1.050	85.71	1.167	0.1	0.351	0.430
	WLAN5GHz	802.11ac-VHT80 MCS0	Left Tilted	0mm	Ant 2	155	5775	14.79	15.00	1.050	85.71	1.167	0.02	0.417	0.511



**14.2 Hotspot SAR**

**<GSM SAR>**

Plot No.	Band	Mode	Test Position	Gap (mm)	Ch.	Freq. (MHz)	Average Power (dBm)	Tune-Up Limit (dBm)	Tune-up Scaling Factor	Power Drift (dB)	Measured 1g SAR (W/kg)	Reported 1g SAR (W/kg)
	GSM850	GPRS (4 Tx slots)	Front	10mm	189	836.4	25.88	27.50	1.452	-0.15	0.477	0.693
22	GSM850	GPRS (4 Tx slots)	Back	10mm	189	836.4	25.88	27.50	1.452	-0.06	0.503	0.730
	GSM850	GPRS (4 Tx slots)	Left Side	10mm	189	836.4	25.88	27.50	1.452	0	0.147	0.213
	GSM850	GPRS (4 Tx slots)	Right Side	10mm	189	836.4	25.88	27.50	1.452	0.05	0.310	0.450
	GSM850	GPRS (4 Tx slots)	Bottom Side	10mm	189	836.4	25.88	27.50	1.452	-0.09	0.254	0.369
	GSM1900	GPRS (4 Tx slots)	Front	10mm	512	1850.2	22.57	24.50	1.560	-0.01	0.327	0.510
	GSM1900	GPRS (4 Tx slots)	Back	10mm	512	1850.2	22.57	24.50	1.560	-0.02	0.374	0.583
	GSM1900	GPRS (4 Tx slots)	Left Side	10mm	512	1850.2	22.57	24.50	1.560	-0.07	0.126	0.197
	GSM1900	GPRS (4 Tx slots)	Right Side	10mm	512	1850.2	22.57	24.50	1.560	0	0.084	0.131
23	GSM1900	GPRS (4 Tx slots)	Bottom Side	10mm	512	1850.2	22.57	24.50	1.560	-0.08	0.382	0.596

**<WCDMA SAR>**

Plot No.	Band	Mode	Test Position	Gap (mm)	Ch.	Freq. (MHz)	Average Power (dBm)	Tune-Up Limit (dBm)	Tune-up Scaling Factor	Power Drift (dB)	Measured 1g SAR (W/kg)	Reported 1g SAR (W/kg)
	WCDMA II	RMC 12.2Kbps	Front	10mm	9262	1852.4	21.26	23.00	1.493	-0.03	0.677	1.011
	WCDMA II	RMC 12.2Kbps	Front	10mm	9400	1880	21.08	23.00	1.556	-0.02	0.645	1.004
	WCDMA II	RMC 12.2Kbps	Front	10mm	9538	1907.6	21.01	23.00	1.581	-0.04	0.632	0.999
	WCDMA II	RMC 12.2Kbps	Back	10mm	9262	1852.4	21.26	23.00	1.493	-0.02	0.712	1.063
	WCDMA II	RMC 12.2Kbps	Back	10mm	9400	1880	21.08	23.00	1.556	-0.1	0.660	1.027
	WCDMA II	RMC 12.2Kbps	Back	10mm	9538	1907.6	21.01	23.00	1.581	0.02	0.653	1.033
	WCDMA II	RMC 12.2Kbps	Left Side	10mm	9262	1852.4	21.26	23.00	1.493	0.04	0.259	0.387
	WCDMA II	RMC 12.2Kbps	Right Side	10mm	9262	1852.4	21.26	23.00	1.493	-0.04	0.148	0.221
24	WCDMA II	RMC 12.2Kbps	Bottom Side	10mm	9262	1852.4	21.26	23.00	1.493	0.01	0.792	1.182
	WCDMA II	RMC 12.2Kbps	Bottom Side	10mm	9400	1880	21.08	23.00	1.556	-0.02	0.742	1.155
	WCDMA II	RMC 12.2Kbps	Bottom Side	10mm	9538	1907.6	21.01	23.00	1.581	-0.01	0.727	1.150
	WCDMA IV	RMC12.2kbps	Front	10mm	1312	1712.4	21.17	23.00	1.524	-0.05	0.697	1.062
	WCDMA IV	RMC12.2kbps	Front	10mm	1413	1732.6	21.15	23.00	1.531	-0.03	0.680	1.041
	WCDMA IV	RMC12.2kbps	Front	10mm	1513	1752.6	21.09	23.00	1.552	-0.1	0.683	1.060
	WCDMA IV	RMC 12.2Kbps	Back	10mm	1312	1712.4	21.17	23.00	1.524	-0.06	0.711	1.084
25	WCDMA IV	RMC 12.2Kbps	Back	10mm	1413	1732.6	21.15	23.00	1.531	-0.06	0.729	1.116
	WCDMA IV	RMC 12.2Kbps	Back	10mm	1513	1752.6	21.09	23.00	1.552	-0.17	0.712	1.105
	WCDMA IV	RMC12.2kbps	Left Side	10mm	1312	1712.4	21.17	23.00	1.524	-0.04	0.271	0.413
	WCDMA IV	RMC12.2kbps	Right Side	10mm	1312	1712.4	21.17	23.00	1.524	-0.03	0.140	0.213
	WCDMA IV	RMC12.2kbps	Bottom Side	10mm	1312	1712.4	21.17	23.00	1.524	-0.03	0.596	0.908
	WCDMA IV	RMC12.2kbps	Bottom Side	10mm	1413	1732.6	21.15	23.00	1.531	-0.03	0.562	0.860
	WCDMA IV	RMC12.2kbps	Bottom Side	10mm	1513	1752.6	21.09	23.00	1.552	0	0.566	0.879
	WCDMA V	RMC 12.2Kbps	Front	10mm	4132	826.4	22.01	23.00	1.256	-0.08	0.775	0.973
	WCDMA V	RMC 12.2Kbps	Front	10mm	4182	836.4	21.97	23.00	1.268	-0.05	0.753	0.955
	WCDMA V	RMC 12.2Kbps	Front	10mm	4233	846.6	21.80	23.00	1.318	0	0.761	1.003
	WCDMA V	RMC 12.2Kbps	Back	10mm	4132	826.4	22.01	23.00	1.256	0.01	0.768	0.965
	WCDMA V	RMC 12.2Kbps	Back	10mm	4182	836.4	21.97	23.00	1.268	0.04	0.749	0.949
26	WCDMA V	RMC 12.2Kbps	Back	10mm	4233	846.6	21.80	23.00	1.318	0	0.776	1.023
	WCDMA V	RMC 12.2Kbps	Left Side	10mm	4132	826.4	22.01	23.00	1.256	0.02	0.254	0.319
	WCDMA V	RMC 12.2Kbps	Right Side	10mm	4132	826.4	22.01	23.00	1.256	0.03	0.508	0.638
	WCDMA V	RMC 12.2Kbps	Bottom Side	10mm	4132	826.4	22.01	23.00	1.256	-0.06	0.321	0.403



<CDMA SAR>

Plot No.	Band	Mode	Test Position	Gap (mm)	Ch.	Freq. (MHz)	Average Power (dBm)	Tune-Up Limit (dBm)	Tune-up Scaling Factor	Power Drift (dB)	Measured 1g SAR (W/kg)	Reported 1g SAR (W/kg)
	CDMA BC0	RTAP 153.6Kbps	Front	10mm	1013	824.7	23.25	24.00	1.189	-0.01	0.762	0.906
	CDMA BC0	RTAP 153.6Kbps	Front	10mm	384	836.52	23.23	24.00	1.194	0	0.712	0.850
	CDMA BC0	RTAP 153.6Kbps	Front	10mm	777	848.31	23.10	24.00	1.230	-0.01	0.777	0.956
	CDMA BC0	RTAP 153.6Kbps	Back	10mm	1013	824.7	23.25	24.00	1.189	-0.01	0.784	0.932
	CDMA BC0	RTAP 153.6Kbps	Back	10mm	384	836.52	23.23	24.00	1.194	-0.01	0.748	0.893
27	CDMA BC0	RTAP 153.6Kbps	Back	10mm	777	848.31	23.10	24.00	1.230	0.01	0.817	1.005
	CDMA BC0	RTAP 153.6Kbps	Left Side	10mm	1013	824.7	23.25	24.00	1.189	0.01	0.277	0.329
	CDMA BC0	RTAP 153.6Kbps	Right Side	10mm	1013	824.7	23.25	24.00	1.189	-0.02	0.508	0.604
	CDMA BC0	RTAP 153.6Kbps	Bottom Side	10mm	1013	824.7	23.25	24.00	1.189	-0.06	0.341	0.405
	CDMA BC1	RTAP 153.6Kbps	Front	10mm	600	1880	22.59	24.00	1.384	-0.09	0.737	1.020
	CDMA BC1	RTAP 153.6Kbps	Front	10mm	25	1851.25	22.54	24.00	1.400	-0.06	0.718	1.005
	CDMA BC1	RTAP 153.6Kbps	Front	10mm	1175	1908.75	22.45	24.00	1.429	-0.08	0.587	0.839
	CDMA BC1	RTAP 153.6Kbps	Back	10mm	600	1880	22.59	24.00	1.384	-0.03	0.799	1.105
28	CDMA BC1	RTAP 153.6Kbps	Back	10mm	25	1851.25	22.54	24.00	1.400	-0.01	0.792	1.108
	CDMA BC1	RTAP 153.6Kbps	Back	10mm	1175	1908.75	22.45	24.00	1.429	-0.05	0.639	0.913
	CDMA BC1	RTAP 153.6Kbps	Left Side	10mm	600	1880	22.59	24.00	1.384	-0.07	0.216	0.299
	CDMA BC1	RTAP 153.6Kbps	Right Side	10mm	600	1880	22.59	24.00	1.384	-0.01	0.175	0.242
	CDMA BC1	RTAP 153.6Kbps	Bottom Side	10mm	600	1880	22.59	24.00	1.384	-0.03	0.771	1.067
	CDMA BC1	RTAP 153.6Kbps	Bottom Side	10mm	25	1851.25	22.54	24.00	1.400	-0.08	0.684	0.957
	CDMA BC1	RTAP 153.6Kbps	Bottom Side	10mm	1175	1908.75	22.45	24.00	1.429	0.02	0.711	1.016
	CDMA BC10	RTAP 153.6Kbps	Front	10mm	580	820.5	22.75	23.50	1.189	0	0.733	0.871
29	CDMA BC10	RTAP 153.6Kbps	Back	10mm	580	820.5	22.75	23.50	1.189	0.03	0.751	0.893
	CDMA BC10	RTAP 153.6Kbps	Left Side	10mm	580	820.5	22.75	23.50	1.189	0.01	0.264	0.314
	CDMA BC10	RTAP 153.6Kbps	Right Side	10mm	580	820.5	22.75	23.50	1.189	0	0.478	0.568
	CDMA BC10	RTAP 153.6Kbps	Bottom Side	10mm	580	820.5	22.75	23.50	1.189	-0.05	0.320	0.380



<FDD LTE SAR>

Plot No.	Band	BW (MHz)	Modulation	RB Size	RB offset	Test Position	Gap (mm)	Ch.	Freq. (MHz)	Average Power (dBm)	Tune-Up Limit (dBm)	Tune-up Scaling Factor	Power Drift (dB)	Measured 1g SAR (W/kg)	Reported 1g SAR (W/kg)
	LTE Band 2	20M	QPSK	1	0	Front	10mm	19100	1900	21.57	22.50	1.239	-0.05	0.649	0.804
	LTE Band 2	20M	QPSK	1	0	Front	10mm	18700	1860	21.25	22.50	1.334	-0.04	0.624	0.832
	LTE Band 2	20M	QPSK	1	0	Front	10mm	18900	1880	21.21	22.50	1.346	-0.03	0.628	0.845
	LTE Band 2	20M	QPSK	50	0	Front	10mm	19100	1900	21.17	22.50	1.358	-0.15	0.565	0.767
	LTE Band 2	20M	QPSK	100	0	Front	10mm	19100	1900	21.15	22.50	1.365	-0.12	0.560	0.764
	LTE Band 2	20M	QPSK	1	0	Back	10mm	19100	1900	21.57	22.50	1.239	-0.01	0.693	0.858
	LTE Band 2	20M	QPSK	1	0	Back	10mm	18700	1860	21.25	22.50	1.334	0.02	0.665	0.887
	LTE Band 2	20M	QPSK	1	0	Back	10mm	18900	1880	21.21	22.50	1.346	-0.04	0.675	0.908
	LTE Band 2	20M	QPSK	50	0	Back	10mm	19100	1900	21.17	22.50	1.358	-0.01	0.604	0.820
	LTE Band 2	20M	QPSK	50	0	Back	10mm	18700	1860	21.10	22.50	1.380	-0.04	0.582	0.803
	LTE Band 2	20M	QPSK	50	0	Back	10mm	18900	1880	20.96	22.50	1.426	0	0.563	0.803
	LTE Band 2	20M	QPSK	100	0	Back	10mm	19100	1900	21.15	22.50	1.365	-0.04	0.599	0.817
	LTE Band 2	20M	QPSK	1	0	Left Side	10mm	19100	1900	21.57	22.50	1.239	-0.03	0.229	0.284
	LTE Band 2	20M	QPSK	50	0	Left Side	10mm	19100	1900	21.17	22.50	1.358	0.02	0.198	0.269
	LTE Band 2	20M	QPSK	1	0	Right Side	10mm	19100	1900	21.57	22.50	1.239	-0.02	0.163	0.202
	LTE Band 2	20M	QPSK	50	0	Right Side	10mm	19100	1900	21.17	22.50	1.358	-0.02	0.142	0.193
	LTE Band 2	20M	QPSK	1	0	Bottom Side	10mm	19100	1900	21.57	22.50	1.239	0	0.764	0.946
	LTE Band 2	20M	QPSK	1	0	Bottom Side	10mm	18700	1860	21.25	22.50	1.334	-0.01	0.784	1.045
30	LTE Band 2	20M	QPSK	1	0	Bottom Side	10mm	18900	1880	21.21	22.50	1.346	0	0.781	1.051
	LTE Band 2	20M	QPSK	50	0	Bottom Side	10mm	19100	1900	21.17	22.50	1.358	-0.03	0.693	0.941
	LTE Band 2	20M	QPSK	50	0	Bottom Side	10mm	18700	1860	21.10	22.50	1.380	-0.06	0.687	0.948
	LTE Band 2	20M	QPSK	50	0	Bottom Side	10mm	18900	1880	20.96	22.50	1.426	-0.08	0.673	0.959
	LTE Band 2	20M	QPSK	100	0	Bottom Side	10mm	19100	1900	21.15	22.50	1.365	-0.08	0.668	0.912
	LTE Band 4	20M	QPSK	1	0	Front	10mm	20175	1732.5	20.97	22.00	1.268	-0.05	0.712	0.903
	LTE Band 4	20M	QPSK	50	0	Front	10mm	20175	1732.5	20.56	22.00	1.393	-0.03	0.617	0.860
	LTE Band 4	20M	QPSK	100	0	Front	10mm	20175	1732.5	20.54	22.00	1.400	-0.05	0.609	0.852
	LTE Band 4	20M	QPSK	1	0	Back	10mm	20175	1732.5	20.97	22.00	1.268	-0.01	0.657	0.833
	LTE Band 4	20M	QPSK	50	0	Back	10mm	20175	1732.5	20.56	22.00	1.393	-0.03	0.656	0.914
31	LTE Band 4	20M	QPSK	100	0	Back	10mm	20175	1732.5	20.54	22.00	1.400	-0.02	0.654	0.915
	LTE Band 4	20M	QPSK	1	0	Left Side	10mm	20175	1732.5	20.97	22.00	1.268	-0.07	0.252	0.319
	LTE Band 4	20M	QPSK	50	0	Left Side	10mm	20175	1732.5	20.56	22.00	1.393	-0.04	0.245	0.341
	LTE Band 4	20M	QPSK	1	0	Right Side	10mm	20175	1732.5	20.97	22.00	1.268	-0.02	0.119	0.151
	LTE Band 4	20M	QPSK	50	0	Right Side	10mm	20175	1732.5	20.56	22.00	1.393	-0.01	0.121	0.169
	LTE Band 4	20M	QPSK	1	0	Bottom Side	10mm	20175	1732.5	20.97	22.00	1.268	-0.02	0.567	0.719
	LTE Band 4	20M	QPSK	50	0	Bottom Side	10mm	20175	1732.5	20.56	22.00	1.393	-0.02	0.573	0.798
	LTE Band 5	10M	QPSK	1	0	Front	10mm	20525	836.5	22.18	23.00	1.208	-0.11	0.798	0.964
	LTE Band 5	10M	QPSK	25	0	Front	10mm	20525	836.5	21.94	23.00	1.276	-0.07	0.486	0.620
	LTE Band 5	10M	QPSK	50	0	Front	10mm	20525	836.5	21.91	23.00	1.285	-0.02	0.455	0.585
32	LTE Band 5	10M	QPSK	1	0	Back	10mm	20525	836.5	22.18	23.00	1.208	-0.09	0.836	1.010
	LTE Band 5	10M	QPSK	25	0	Back	10mm	20525	836.5	21.94	23.00	1.276	-0.1	0.534	0.682
	LTE Band 5	10M	QPSK	50	0	Back	10mm	20525	836.5	21.91	23.00	1.285	-0.08	0.476	0.612
	LTE Band 5	10M	QPSK	1	0	Left Side	10mm	20525	836.5	22.18	23.00	1.208	0.06	0.278	0.336
	LTE Band 5	10M	QPSK	25	0	Left Side	10mm	20525	836.5	21.94	23.00	1.276	-0.14	0.166	0.212
	LTE Band 5	10M	QPSK	1	0	Right Side	10mm	20525	836.5	22.18	23.00	1.208	-0.05	0.529	0.639
	LTE Band 5	10M	QPSK	25	0	Right Side	10mm	20525	836.5	21.94	23.00	1.276	-0.17	0.333	0.425
	LTE Band 5	10M	QPSK	1	0	Bottom Side	10mm	20525	836.5	22.18	23.00	1.208	-0.11	0.403	0.487
	LTE Band 5	10M	QPSK	25	0	Bottom Side	10mm	20525	836.5	21.94	23.00	1.276	-0.02	0.247	0.315



Plot No.	Band	BW (MHz)	Modulation	RB Size	RB offset	Test Position	Gap (mm)	Ch.	Freq. (MHz)	Average Power (dBm)	Tune-Up Limit (dBm)	Tune-up Scaling Factor	Power Drift (dB)	Measured 1g SAR (W/kg)	Reported 1g SAR (W/kg)
33	LTE Band 7	20M	QPSK	1	0	Front	10mm	21100	2535	22.34	24.00	1.466	-0.16	0.807	1.183
	LTE Band 7	20M	QPSK	1	0	Front	10mm	20850	2510	22.27	24.00	1.489	-0.16	0.698	1.040
	LTE Band 7	20M	QPSK	1	0	Front	10mm	21350	2560	22.24	24.00	1.500	-0.14	0.766	1.149
	LTE Band 7	20M	QPSK	50	0	Front	10mm	21100	2535	21.33	23.00	1.469	-0.03	0.490	0.720
	LTE Band 7	20M	QPSK	100	0	Front	10mm	21100	2535	21.32	23.00	1.472	-0.08	0.463	0.682
	LTE Band 7	20M	QPSK	1	0	Back	10mm	21100	2535	22.34	24.00	1.466	-0.11	0.743	1.089
	LTE Band 7	20M	QPSK	1	0	Back	10mm	20850	2510	22.27	24.00	1.489	-0.03	0.643	0.958
	LTE Band 7	20M	QPSK	1	0	Back	10mm	21350	2560	22.24	24.00	1.500	0	0.737	1.105
	LTE Band 7	20M	QPSK	50	0	Back	10mm	21100	2535	21.33	23.00	1.469	-0.03	0.454	0.667
	LTE Band 7	20M	QPSK	100	0	Back	10mm	21100	2535	21.32	23.00	1.472	-0.11	0.457	0.673
	LTE Band 7	20M	QPSK	1	0	Left Side	10mm	21100	2535	22.34	24.00	1.466	-0.09	0.076	0.111
	LTE Band 7	20M	QPSK	50	0	Left Side	10mm	21100	2535	21.33	23.00	1.469	-0.06	0.042	0.062
	LTE Band 7	20M	QPSK	1	0	Right Side	10mm	21100	2535	22.34	24.00	1.466	-0.12	0.225	0.330
	LTE Band 7	20M	QPSK	50	0	Right Side	10mm	21100	2535	21.33	23.00	1.469	0.05	0.135	0.198
	LTE Band 7	20M	QPSK	1	0	Bottom Side	10mm	21100	2535	22.34	24.00	1.466	0.03	0.737	1.080
	LTE Band 7	20M	QPSK	1	0	Bottom Side	10mm	20850	2510	22.27	24.00	1.489	0.14	0.642	0.956
	LTE Band 7	20M	QPSK	1	0	Bottom Side	10mm	21350	2560	22.24	24.00	1.500	0.02	0.601	0.901
	LTE Band 7	20M	QPSK	50	0	Bottom Side	10mm	21100	2535	21.33	23.00	1.469	0.05	0.427	0.627
	LTE Band 7	20M	QPSK	100	0	Bottom Side	10mm	21100	2535	21.32	23.00	1.472	-0.1	0.399	0.587
34	LTE Band 12	10M	QPSK	1	0	Front	10mm	23095	707.5	22.43	23.50	1.279	-0.05	0.750	0.960
	LTE Band 12	10M	QPSK	25	0	Front	10mm	23095	707.5	21.84	23.00	1.306	-0.01	0.449	0.586
	LTE Band 12	10M	QPSK	50	0	Front	10mm	23095	707.5	21.87	23.00	1.297	-0.02	0.430	0.558
	LTE Band 12	10M	QPSK	1	0	Back	10mm	23095	707.5	22.43	23.50	1.279	0.03	0.737	0.943
	LTE Band 12	10M	QPSK	25	0	Back	10mm	23095	707.5	21.84	23.00	1.306	0.05	0.439	0.573
	LTE Band 12	10M	QPSK	50	0	Back	10mm	23095	707.5	21.87	23.00	1.297	0.06	0.428	0.555
	LTE Band 12	10M	QPSK	1	0	Left Side	10mm	23095	707.5	22.43	23.50	1.279	0.14	0.275	0.352
	LTE Band 12	10M	QPSK	25	0	Left Side	10mm	23095	707.5	21.84	23.00	1.306	-0.11	0.164	0.214
	LTE Band 12	10M	QPSK	1	0	Right Side	10mm	23095	707.5	22.43	23.50	1.279	-0.12	0.493	0.631
	LTE Band 12	10M	QPSK	25	0	Right Side	10mm	23095	707.5	21.84	23.00	1.306	-0.15	0.320	0.418
	LTE Band 12	10M	QPSK	1	0	Bottom Side	10mm	23095	707.5	22.43	23.50	1.279	-0.17	0.376	0.481
	LTE Band 12	10M	QPSK	25	0	Bottom Side	10mm	23095	707.5	21.84	23.00	1.306	-0.11	0.231	0.302
35	LTE Band 17	10M	QPSK	1	0	Front	10mm	23790	710	22.45	24.00	1.429	-0.14	0.743	1.062
	LTE Band 17	10M	QPSK	25	0	Front	10mm	23790	710	21.58	23.00	1.387	-0.11	0.440	0.610
	LTE Band 17	10M	QPSK	50	0	Front	10mm	23790	710	21.51	23.00	1.409	-0.12	0.432	0.609
	LTE Band 17	10M	QPSK	1	0	Back	10mm	23790	710	22.45	24.00	1.429	0.11	0.733	1.047
	LTE Band 17	10M	QPSK	25	0	Back	10mm	23790	710	21.58	23.00	1.387	0.15	0.421	0.584
	LTE Band 17	10M	QPSK	50	0	Back	10mm	23790	710	21.51	23.00	1.409	0.02	0.420	0.592
	LTE Band 17	10M	QPSK	1	0	Left Side	10mm	23790	710	22.45	24.00	1.429	0.08	0.276	0.394
	LTE Band 17	10M	QPSK	25	0	Left Side	10mm	23790	710	21.58	23.00	1.387	-0.12	0.164	0.227
	LTE Band 17	10M	QPSK	1	0	Right Side	10mm	23790	710	22.45	24.00	1.429	-0.01	0.495	0.707
	LTE Band 17	10M	QPSK	25	0	Right Side	10mm	23790	710	21.58	23.00	1.387	-0.04	0.321	0.445
	LTE Band 17	10M	QPSK	1	0	Bottom Side	10mm	23790	710	22.45	24.00	1.429	-0.15	0.377	0.539
	LTE Band 17	10M	QPSK	25	0	Bottom Side	10mm	23790	710	21.58	23.00	1.387	-0.09	0.231	0.320



Plot No.	Band	BW (MHz)	Modulation	RB Size	RB offset	Test Position	Gap (mm)	Ch.	Freq. (MHz)	Average Power (dBm)	Tune-Up Limit (dBm)	Tune-up Scaling Factor	Power Drift (dB)	Measured 1g SAR (W/kg)	Reported 1g SAR (W/kg)
	LTE Band 26	15M	QPSK	1	0	Front	10mm	26865	831.5	22.72	23.50	1.197	-0.04	0.802	0.960
	LTE Band 26	15M	QPSK	36	0	Front	10mm	26865	831.5	22.15	23.00	1.216	-0.04	0.494	0.601
	LTE Band 26	15M	QPSK	75	0	Front	10mm	26865	831.5	22.08	23.00	1.236	-0.04	0.472	0.583
36	LTE Band 26	15M	QPSK	1	0	Back	10mm	26865	831.5	22.72	23.50	1.197	-0.02	0.861	1.030
	LTE Band 26	15M	QPSK	36	0	Back	10mm	26865	831.5	22.15	23.00	1.216	0	0.535	0.651
	LTE Band 26	15M	QPSK	75	0	Back	10mm	26865	831.5	22.08	23.00	1.236	-0.02	0.483	0.597
	LTE Band 26	15M	QPSK	1	0	Left Side	10mm	26865	831.5	22.72	23.50	1.197	0.03	0.293	0.351
	LTE Band 26	15M	QPSK	36	0	Left Side	10mm	26865	831.5	22.15	23.00	1.216	-0.01	0.173	0.210
	LTE Band 26	15M	QPSK	1	0	Right Side	10mm	26865	831.5	22.72	23.50	1.197	-0.05	0.511	0.612
	LTE Band 26	15M	QPSK	36	0	Right Side	10mm	26865	831.5	22.15	23.00	1.216	-0.07	0.341	0.415
	LTE Band 26	15M	QPSK	1	0	Bottom Side	10mm	26865	831.5	22.72	23.50	1.197	-0.15	0.400	0.479
	LTE Band 26	15M	QPSK	36	0	Bottom Side	10mm	26865	831.5	22.15	23.00	1.216	-0.06	0.246	0.299



<TDD LTE SAR>

Plot No.	Band	BW (MHz)	Modulation	RB Size	RB offset	Test Position	Gap (mm)	Ch.	Freq. (MHz)	Average Power (dBm)	Tune-Up Limit (dBm)	Tune-up Scaling Factor	Duty Cycle %	Duty Cycle Scaling Factor	Power Drift (dB)	Measured 1g SAR (W/kg)	Reported 1g SAR (W/kg)
	LTE Band 38	20M	QPSK	1	0	Front	10mm	37850	2580	22.31	24.00	1.476	62.9	1.006	0.03	0.604	0.897
	LTE Band 38	20M	QPSK	1	0	Front	10mm	38000	2595	22.27	24.00	1.489	62.9	1.006	-0.16	0.501	0.751
	LTE Band 38	20M	QPSK	1	0	Front	10mm	38150	2610	22.18	24.00	1.521	62.9	1.006	-0.12	0.634	0.970
	LTE Band 38	20M	QPSK	50	0	Front	10mm	37850	2580	21.31	23.00	1.476	62.9	1.006	-0.04	0.320	0.475
	LTE Band 38	20M	QPSK	100	0	Front	10mm	37850	2580	21.16	23.00	1.528	62.9	1.006	0	0.317	0.487
	LTE Band 38	20M	QPSK	1	0	Back	10mm	37850	2580	22.31	24.00	1.476	62.9	1.006	0.01	0.590	0.876
	LTE Band 38	20M	QPSK	1	0	Back	10mm	38000	2595	22.27	24.00	1.489	62.9	1.006	-0.1	0.501	0.751
	LTE Band 38	20M	QPSK	1	0	Back	10mm	38150	2610	22.18	24.00	1.521	62.9	1.006	0.01	0.608	0.930
	LTE Band 38	20M	QPSK	50	0	Back	10mm	37850	2580	21.31	23.00	1.476	62.9	1.006	0.05	0.337	0.500
	LTE Band 38	20M	QPSK	100	0	Back	10mm	37850	2580	21.16	23.00	1.528	62.9	1.006	0.12	0.325	0.499
	LTE Band 38	20M	QPSK	1	0	Left Side	10mm	37850	2580	22.31	24.00	1.476	62.9	1.006	-0.02	0.044	0.065
	LTE Band 38	20M	QPSK	50	0	Left Side	10mm	37850	2580	21.31	23.00	1.476	62.9	1.006	-0.18	0.025	0.037
	LTE Band 38	20M	QPSK	1	0	Right Side	10mm	37850	2580	22.31	24.00	1.476	62.9	1.006	0.09	0.157	0.233
	LTE Band 38	20M	QPSK	50	0	Right Side	10mm	37850	2580	21.31	23.00	1.476	62.9	1.006	0	0.086	0.128
	LTE Band 38	20M	QPSK	1	0	Bottom Side	10mm	37850	2580	22.31	24.00	1.476	62.9	1.006	0.02	0.554	0.822
	LTE Band 38	20M	QPSK	1	0	Bottom Side	10mm	38000	2595	22.27	24.00	1.489	62.9	1.006	0.01	0.536	0.803
37	LTE Band 38	20M	QPSK	1	0	Bottom Side	10mm	38150	2610	22.18	24.00	1.521	62.9	1.006	0.02	0.640	0.979
	LTE Band 38	20M	QPSK	50	0	Bottom Side	10mm	37850	2580	21.31	23.00	1.476	62.9	1.006	0.13	0.308	0.457
	LTE Band 38	20M	QPSK	100	0	Bottom Side	10mm	37850	2580	21.16	23.00	1.528	62.9	1.006	-0.01	0.310	0.476
	LTE Band 38	20M	QPSK	1	99	Bottom Side	10mm	37850 (PCC) + 38048 (SCC)	2580	23.67	24.00	1.079	62.9	1.006	0.01	0.709	0.770
	LTE Band 41	20M	QPSK	1	0	Front	10mm	40770	2608	22.37	24.00	1.455	62.9	1.006	-0.14	0.475	0.695
	LTE Band 41	20M	QPSK	1	0	Front	10mm	40240	2555	22.34	24.00	1.466	62.9	1.006	0.19	0.374	0.551
	LTE Band 41	20M	QPSK	1	0	Front	10mm	40500	2581	22.28	24.00	1.486	62.9	1.006	-0.19	0.414	0.619
	LTE Band 41	20M	QPSK	1	0	Front	10mm	41140	2645	22.22	24.00	1.507	62.9	1.006	0.03	0.471	0.714
	LTE Band 41	20M	QPSK	50	0	Front	10mm	40770	2608	21.34	23.00	1.466	62.9	1.006	-0.01	0.347	0.512
	LTE Band 41	20M	QPSK	100	0	Front	10mm	40770	2608	21.27	23.00	1.489	62.9	1.006	0.06	0.352	0.527
	LTE Band 41	20M	QPSK	1	0	Back	10mm	40770	2608	22.37	24.00	1.455	62.9	1.006	0.01	0.454	0.665
	LTE Band 41	20M	QPSK	1	0	Back	10mm	40240	2555	22.34	24.00	1.466	62.9	1.006	0.05	0.386	0.569
	LTE Band 41	20M	QPSK	1	0	Back	10mm	40500	2581	22.28	24.00	1.486	62.9	1.006	0.06	0.435	0.650
38	LTE Band 41	20M	QPSK	1	0	Back	10mm	41140	2645	22.22	24.00	1.507	62.9	1.006	0.12	0.481	0.729
	LTE Band 41	20M	QPSK	50	0	Back	10mm	40770	2608	21.34	23.00	1.466	62.9	1.006	0.06	0.345	0.509
	LTE Band 41	20M	QPSK	100	0	Back	10mm	40770	2608	21.27	23.00	1.489	62.9	1.006	0.12	0.333	0.499
	LTE Band 41	20M	QPSK	1	99	Back	10mm	40500 (PCC) + 40698 (SCC)	2581	23.45	24.00	1.135	62.9	1.006	-0.11	0.599	0.684
	LTE Band 41	20M	QPSK	1	99	Back	10mm	40492 (PCC) + 41140 (SCC)	2625.2	23.14	24.00	1.219	62.9	1.006	0.03	0.574	0.704
	LTE Band 41	20M	QPSK	1	99	Back	10mm	40770 (PCC) + 40968 (SCC)	2608	22.98	24.00	1.265	62.9	1.006	0.07	0.480	0.611
	LTE Band 41	20M	QPSK	1	99	Back	10mm	40240 (PCC) + 40438 (SCC)	2555	23.18	24.00	1.208	62.9	1.006	-0.03	0.507	0.616
	LTE Band 41	20M	QPSK	1	0	Left Side	10mm	40770	2608	22.37	24.00	1.455	62.9	1.006	0.11	0.035	0.051
	LTE Band 41	20M	QPSK	50	0	Left Side	10mm	40770	2608	21.34	23.00	1.466	62.9	1.006	-0.01	0.025	0.037
	LTE Band 41	20M	QPSK	1	0	Right Side	10mm	40770	2608	22.37	24.00	1.455	62.9	1.006	0.07	0.133	0.195
	LTE Band 41	20M	QPSK	50	0	Right Side	10mm	40770	2608	21.34	23.00	1.466	62.9	1.006	-0.03	0.093	0.137
	LTE Band 41	20M	QPSK	1	0	Bottom Side	10mm	40770	2608	22.37	24.00	1.455	62.9	1.006	0.05	0.429	0.628
	LTE Band 41	20M	QPSK	1	0	Bottom Side	10mm	40240	2555	22.34	24.00	1.466	62.9	1.006	-0.04	0.282	0.416
	LTE Band 41	20M	QPSK	1	0	Bottom Side	10mm	40500	2581	22.28	24.00	1.486	62.9	1.006	0.05	0.352	0.526
	LTE Band 41	20M	QPSK	1	0	Bottom Side	10mm	41140	2645	22.22	24.00	1.507	62.9	1.006	-0.11	0.435	0.659
	LTE Band 41	20M	QPSK	50	0	Bottom Side	10mm	40770	2608	21.34	23.00	1.466	62.9	1.006	0.1	0.333	0.491
	LTE Band 41	20M	QPSK	100	0	Bottom Side	10mm	40770	2608	21.27	23.00	1.489	62.9	1.006	-0.06	0.346	0.518



<WLAN SAR>

Plot No.	Band	Mode	Test Position	Gap (mm)	Antenna	Ch.	Freq. (MHz)	Average Power (dBm)	Tune-Up Limit (dBm)	Tune-up Scaling Factor	Duty Cycle %	Duty Cycle Scaling Factor	Power Drift (dB)	Measured 1g SAR (W/kg)	Reported 1g SAR (W/kg)
	WLAN2.4GHz	802.11b 1Mbps	Front	10mm	Ant 1	1	2412	15.90	16.50	1.148	100	1.000	-0.02	0.094	0.108
	WLAN2.4GHz	802.11b 1Mbps	Back	10mm	Ant 1	1	2412	15.90	16.50	1.148	100	1.000	0.02	0.138	0.158
	WLAN2.4GHz	802.11b 1Mbps	Left Side	10mm	Ant 1	1	2412	15.90	16.50	1.148	100	1.000	-0.05	0.016	0.018
	WLAN2.4GHz	802.11b 1Mbps	Right Side	10mm	Ant 1	1	2412	15.90	16.50	1.148	100	1.000	-0.14	0.051	0.059
	WLAN2.4GHz	802.11b 1Mbps	Top Side	10mm	Ant 1	1	2412	15.90	16.50	1.148	100	1.000	-0.07	0.071	0.082
	WLAN2.4GHz	802.11b 1Mbps	Bottom Side	10mm	Ant 1	1	2412	15.90	16.50	1.148	100	1.000	-0.01	0.003	0.003
	WLAN2.4GHz	802.11b 1Mbps	Front	10mm	Ant 2	1	2412	15.90	16.50	1.148	100	1.000	-0.09	0.212	0.243
	WLAN2.4GHz	802.11b 1Mbps	Back	10mm	Ant 2	1	2412	15.90	16.50	1.148	100	1.000	-0.1	0.248	0.285
	WLAN2.4GHz	802.11b 1Mbps	Left Side	10mm	Ant 2	1	2412	15.90	16.50	1.148	100	1.000	-0.06	0.073	0.084
	WLAN2.4GHz	802.11b 1Mbps	Right Side	10mm	Ant 2	1	2412	15.90	16.50	1.148	100	1.000	-0.17	0.034	0.039
	WLAN2.4GHz	802.11b 1Mbps	Top Side	10mm	Ant 2	1	2412	15.90	16.50	1.148	100	1.000	-0.02	0.005	0.006
	WLAN2.4GHz	802.11b 1Mbps	Bottom Side	10mm	Ant 2	1	2412	15.90	16.50	1.148	100	1.000	-0.11	0.300	0.344
	WLAN2.4GHz	802.11b 1Mbps	Bottom Side	10mm	Ant 2	6	2437	15.66	16.50	1.213	100	1.000	-0.16	0.274	0.332
39	WLAN2.4GHz	802.11b 1Mbps	Bottom Side	10mm	Ant 2	11	2462	15.60	16.50	1.230	100	1.000	-0.07	0.303	0.373
40	WLAN5GHz	802.11a 6Mbps	Front	10mm	Ant 1	36	5180	18.16	19.00	1.213	94.16	1.062	-0.158	0.109	0.140
	WLAN5GHz	802.11a 6Mbps	Front	10mm	Ant 1	44	5220	18.12	19.00	1.224	94.16	1.062	-0.122	0.096	0.125
	WLAN5GHz	802.11a 6Mbps	Back	10mm	Ant 1	36	5180	18.16	19.00	1.213	94.16	1.062	-0.095	0.090	0.116
	WLAN5GHz	802.11a 6Mbps	Left Side	10mm	Ant 1	36	5180	18.16	19.00	1.213	94.16	1.062	-0.164	0.005	0.006
	WLAN5GHz	802.11a 6Mbps	Right Side	10mm	Ant 1	36	5180	18.16	19.00	1.213	94.16	1.062	0.145	0.012	0.015
	WLAN5GHz	802.11a 6Mbps	Top Side	10mm	Ant 1	36	5180	18.16	19.00	1.213	94.16	1.062	0.086	0.060	0.077
	WLAN5GHz	802.11a 6Mbps	Front	10mm	Ant 2	36	5180	18.10	19.00	1.230	94.85	1.054	0.017	0.031	0.040
	WLAN5GHz	802.11a 6Mbps	Back	10mm	Ant 2	36	5180	18.10	19.00	1.230	94.85	1.054	-0.039	0.073	0.095
	WLAN5GHz	802.11a 6Mbps	Left Side	10mm	Ant 2	36	5180	18.10	19.00	1.230	94.85	1.054	-0.005	0.004	0.005
	WLAN5GHz	802.11a 6Mbps	Right Side	10mm	Ant 2	36	5180	18.10	19.00	1.230	94.85	1.054	-0.149	0.001	0.001
	WLAN5GHz	802.11a 6Mbps	Top Side	10mm	Ant 2	36	5180	18.10	19.00	1.230	94.85	1.054	0.017	0.033	0.043
	WLAN5GHz	802.11ac-VHT80 MCS0	Front	10mm	Ant 1	155	5775	18.18	19.00	1.208	86.51	1.156	0.172	0.094	0.131
	WLAN5GHz	802.11ac-VHT80 MCS0	Back	10mm	Ant 1	155	5775	18.18	19.00	1.208	86.51	1.156	0.095	0.100	0.140
	WLAN5GHz	802.11ac-VHT80 MCS0	Left Side	10mm	Ant 1	155	5775	18.18	19.00	1.208	86.51	1.156	0.12	0.003	0.004
	WLAN5GHz	802.11ac-VHT80 MCS0	Right Side	10mm	Ant 1	155	5775	18.18	19.00	1.208	86.51	1.156	-0.12	0.007	0.009
	WLAN5GHz	802.11ac-VHT80 MCS0	Top Side	10mm	Ant 1	155	5775	18.18	19.00	1.208	86.51	1.156	-0.17	0.036	0.050
	WLAN5GHz	802.11ac-VHT80 MCS0	Front	10mm	Ant 2	155	5775	18.30	19.00	1.175	85.71	1.167	0.079	0.161	0.221
	WLAN5GHz	802.11ac-VHT80 MCS0	Back	10mm	Ant 2	155	5775	18.30	19.00	1.175	85.71	1.167	0.101	0.137	0.188
	WLAN5GHz	802.11ac-VHT80 MCS0	Left Side	10mm	Ant 2	155	5775	18.30	19.00	1.175	85.71	1.167	0.015	0.044	0.060
	WLAN5GHz	802.11ac-VHT80 MCS0	Right Side	10mm	Ant 2	155	5775	18.30	19.00	1.175	85.71	1.167	0.122	0.015	0.021
41	WLAN5GHz	802.11ac-VHT80 MCS0	Top Side	10mm	Ant 2	155	5775	18.30	19.00	1.175	85.71	1.167	0.013	0.168	0.230



**14.3 Product Specific SAR**

**<WCDMA SAR>**

Plot No.	Band	Mode	Test Position	Gap (mm)	Ch.	Freq. (MHz)	Average Power (dBm)	Tune-Up Limit (dBm)	Tune-up Scaling Factor	Power Drift (dB)	Measured 10g SAR (W/kg)	Reported 10g SAR (W/kg)
	WCDMA II	RMC 12.2Kbps	Bottom Side	0mm	9262	1852.4	21.95	23.50	1.429	-0.03	2.430	3.472
	WCDMA II	RMC 12.2Kbps	Bottom Side	0mm	9400	1880	21.80	23.50	1.479	-0.01	2.470	3.653
42	WCDMA II	RMC 12.2Kbps	Bottom Side	0mm	9538	1907.6	21.72	23.50	1.507	-0.01	2.500	3.767

**<CDMA SAR>**

Plot No.	Band	Mode	Test Position	Gap (mm)	Ch.	Freq. (MHz)	Average Power (dBm)	Tune-Up Limit (dBm)	Tune-up Scaling Factor	Power Drift (dB)	Measured 10g SAR (W/kg)	Reported 10g SAR (W/kg)
	CDMA BC1	RTAP 153.6Kbps	Bottom Side	0mm	600	1880	23.54	25.00	1.400	0.14	2.450	3.429
	CDMA BC1	RTAP 153.6Kbps	Bottom Side	0mm	25	1851.25	23.54	25.00	1.400	0.13	2.100	2.939
43	CDMA BC1	RTAP 153.6Kbps	Bottom Side	0mm	1175	1908.75	23.47	25.00	1.422	0.09	2.650	3.769

**<FDD LTE SAR>**

Plot No.	Band	BW (MHz)	Modulation	RB Size	RB offset	Test Position	Gap (mm)	Ch.	Freq. (MHz)	Average Power (dBm)	Tune-Up Limit (dBm)	Tune-up Scaling Factor	Power Drift (dB)	Measured 10g SAR (W/kg)	Reported 10g SAR (W/kg)
	LTE Band 2	20M	QPSK	1	0	Bottom Side	0mm	19100	1900	21.99	23.00	1.262	-0.07	2.440	3.079
	LTE Band 2	20M	QPSK	1	0	Bottom Side	0mm	18700	1880	21.95	23.00	1.274	-0.07	2.260	2.878
44	LTE Band 2	20M	QPSK	1	0	Bottom Side	0mm	18900	1900	21.91	23.00	1.285	-0.06	2.460	3.162

**<WLAN SAR>**

Plot No.	Band	Mode	Test Position	Gap (mm)	Antenna	Ch.	Freq. (MHz)	Average Power (dBm)	Tune-Up Limit (dBm)	Tune-up Scaling Factor	Duty Cycle %	Duty Cycle Scaling Factor	Power Drift (dB)	Measured 10g SAR (W/kg)	Reported 10g SAR (W/kg)
	WLAN5GHz	802.11a 6Mbps	Front	0mm	Ant 1	64	5320	18.26	19.00	1.185	94.16	1.062	-0.05	0.585	0.736
	WLAN5GHz	802.11a 6Mbps	Back	0mm	Ant 1	64	5320	18.26	19.00	1.185	94.16	1.062	-0.01	0.193	0.243
	WLAN5GHz	802.11a 6Mbps	Left Side	0mm	Ant 1	64	5320	18.26	19.00	1.185	94.16	1.062	-0.03	0.012	0.015
	WLAN5GHz	802.11a 6Mbps	Right Side	0mm	Ant 1	64	5320	18.26	19.00	1.185	94.16	1.062	0.11	0.024	0.030
	WLAN5GHz	802.11a 6Mbps	Top Side	0mm	Ant 1	64	5320	18.26	19.00	1.185	94.16	1.062	0.08	0.232	0.292
45	WLAN5GHz	802.11a 6Mbps	Front	0mm	Ant 2	64	5320	18.13	19.00	1.222	94.85	1.054	0.12	0.718	0.925
	WLAN5GHz	802.11a 6Mbps	Front	0mm	Ant 2	56	5280	18.00	19.00	1.259	94.85	1.054	0.17	0.687	0.912
	WLAN5GHz	802.11a 6Mbps	Back	0mm	Ant 2	64	5320	18.13	19.00	1.222	94.85	1.054	-0.11	0.208	0.268
	WLAN5GHz	802.11a 6Mbps	Left Side	0mm	Ant 2	64	5320	18.13	19.00	1.222	94.85	1.054	0.02	0.090	0.116
	WLAN5GHz	802.11a 6Mbps	Right Side	0mm	Ant 2	64	5320	18.13	19.00	1.222	94.85	1.054	0.01	0.024	0.031
	WLAN5GHz	802.11a 6Mbps	Top Side	0mm	Ant 2	64	5320	18.13	19.00	1.222	94.85	1.054	-0.14	0.641	0.826
	WLAN5GHz	802.11ac-VHT80 MCS0	Front	0mm	Ant 1	138	5690	18.25	19.00	1.190	86.51	1.156	0.114	0.594	0.817
	WLAN5GHz	802.11ac-VHT80 MCS0	Back	0mm	Ant 1	138	5690	18.25	19.00	1.190	86.51	1.156	-0.05	0.259	0.356
	WLAN5GHz	802.11ac-VHT80 MCS0	Left Side	0mm	Ant 1	138	5690	18.25	19.00	1.190	86.51	1.156	0.012	0.008	0.110
	WLAN5GHz	802.11ac-VHT80 MCS0	Right Side	0mm	Ant 1	138	5690	18.25	19.00	1.190	86.51	1.156	-0.11	0.014	0.019
	WLAN5GHz	802.11ac-VHT80 MCS0	Top Side	0mm	Ant 1	138	5690	18.25	19.00	1.190	86.51	1.156	-0.11	0.528	0.726
	WLAN5GHz	802.11ac-VHT80 MCS0	Front	0mm	Ant 2	138	5690	18.00	19.00	1.259	85.71	1.167	-0.17	0.808	1.187
	WLAN5GHz	802.11ac-VHT80 MCS0	Back	0mm	Ant 2	138	5690	18.00	19.00	1.259	85.71	1.167	0.19	0.291	0.428
	WLAN5GHz	802.11ac-VHT80 MCS0	Left Side	0mm	Ant 2	138	5690	18.00	19.00	1.259	85.71	1.167	0.02	0.119	0.175
	WLAN5GHz	802.11ac-VHT80 MCS0	Right Side	0mm	Ant 2	138	5690	18.00	19.00	1.259	85.71	1.167	0.03	0.039	0.057
46	WLAN5GHz	802.11ac-VHT80 MCS0	Top Side	0mm	Ant 2	138	5690	18.00	19.00	1.259	85.71	1.167	0.11	1.000	1.469
	WLAN5GHz	802.11ac-VHT80 MCS0	Top Side	0mm	Ant 2	106	5530	15.42	15.50	1.019	85.71	1.167	0.15	0.412	0.490



**14.4 Body Worn Accessory SAR**

**<GSM SAR>**

Plot No.	Band	Mode	Test Position	Gap (mm)	Ch.	Freq. (MHz)	Average Power (dBm)	Tune-Up Limit (dBm)	Tune-up Scaling Factor	Power Drift (dB)	Measured 1g SAR (W/kg)	Reported 1g SAR (W/kg)
	GSM850	GPRS (4 Tx slots)	Front	10mm	189	836.4	25.88	27.50	1.452	-0.15	0.477	0.693
47	GSM850	GPRS (4 Tx slots)	Back	10mm	189	836.4	25.88	27.50	1.452	-0.06	0.503	0.730
	GSM1900	GPRS (4 Tx slots)	Front	10mm	512	1850.2	22.57	24.50	1.560	-0.01	0.327	0.510
48	GSM1900	GPRS (4 Tx slots)	Back	10mm	512	1850.2	22.57	24.50	1.560	-0.02	0.374	0.583

**<WCDMA SAR>**

Plot No.	Band	Mode	Test Position	Gap (mm)	Ch.	Freq. (MHz)	Average Power (dBm)	Tune-Up Limit (dBm)	Tune-up Scaling Factor	Power Drift (dB)	Measured 1g SAR (W/kg)	Reported 1g SAR (W/kg)
	WCDMA II	RMC 12.2Kbps	Front	10mm	9262	1852.4	21.26	23.00	1.493	-0.03	0.677	1.011
	WCDMA II	RMC 12.2Kbps	Front	10mm	9400	1880	21.08	23.00	1.556	-0.02	0.645	1.004
	WCDMA II	RMC 12.2Kbps	Front	10mm	9538	1907.6	21.01	23.00	1.581	-0.04	0.632	0.999
49	WCDMA II	RMC 12.2Kbps	Back	10mm	9262	1852.4	21.26	23.00	1.493	-0.02	0.712	1.063
	WCDMA II	RMC 12.2Kbps	Back	10mm	9400	1880	21.08	23.00	1.556	-0.1	0.660	1.027
	WCDMA II	RMC 12.2Kbps	Back	10mm	9538	1907.6	21.01	23.00	1.581	0.02	0.653	1.033
	WCDMA IV	RMC12.2kbps	Front	10mm	1312	1712.4	21.17	23.00	1.524	-0.05	0.697	1.062
	WCDMA IV	RMC12.2kbps	Front	10mm	1413	1732.6	21.15	23.00	1.531	-0.03	0.680	1.041
	WCDMA IV	RMC12.2kbps	Front	10mm	1513	1752.6	21.09	23.00	1.552	-0.1	0.683	1.060
	WCDMA IV	RMC 12.2Kbps	Back	10mm	1312	1712.4	21.17	23.00	1.524	-0.06	0.711	1.084
50	WCDMA IV	RMC 12.2Kbps	Back	10mm	1413	1732.6	21.15	23.00	1.531	-0.06	0.729	1.116
	WCDMA IV	RMC 12.2Kbps	Back	10mm	1513	1752.6	21.09	23.00	1.552	-0.17	0.712	1.105
	WCDMA V	RMC 12.2Kbps	Front	10mm	4132	826.4	22.01	23.00	1.256	-0.08	0.775	0.973
	WCDMA V	RMC 12.2Kbps	Front	10mm	4182	836.4	21.97	23.00	1.268	-0.05	0.753	0.955
	WCDMA V	RMC 12.2Kbps	Front	10mm	4233	846.6	21.80	23.00	1.318	0	0.761	1.003
	WCDMA V	RMC 12.2Kbps	Back	10mm	4132	826.4	22.01	23.00	1.256	0.01	0.768	0.965
	WCDMA V	RMC 12.2Kbps	Back	10mm	4182	836.4	21.97	23.00	1.268	0.04	0.749	0.949
51	WCDMA V	RMC 12.2Kbps	Back	10mm	4233	846.6	21.80	23.00	1.318	0	0.776	1.023

**<CDMA SAR>**

Plot No.	Band	Mode	Test Position	Gap (mm)	Ch.	Freq. (MHz)	Average Power (dBm)	Tune-Up Limit (dBm)	Tune-up Scaling Factor	Power Drift (dB)	Measured 1g SAR (W/kg)	Reported 1g SAR (W/kg)
	CDMA BC0	1xRTT RC3 SO32	Front	10mm	1013	824.7	23.24	24.00	1.191	-0.02	0.775	0.923
	CDMA BC0	1xRTT RC3 SO32	Front	10mm	384	836.52	23.09	24.00	1.233	-0.03	0.731	0.901
	CDMA BC0	1xRTT RC3 SO32	Front	10mm	777	848.31	22.99	24.00	1.262	-0.01	0.799	1.008
	CDMA BC0	1xRTT RC3 SO32	Back	10mm	1013	824.7	23.24	24.00	1.191	0.01	0.770	0.917
	CDMA BC0	1xRTT RC3 SO32	Back	10mm	384	836.52	23.09	24.00	1.233	-0.02	0.780	0.962
52	CDMA BC0	1xRTT RC3 SO32	Back	10mm	777	848.31	22.99	24.00	1.262	-0.03	0.818	1.032
	CDMA BC1	1xRTT RC3 SO32	Front	10mm	600	1880	22.58	24.00	1.387	-0.16	0.760	1.054
	CDMA BC1	1xRTT RC3 SO32	Front	10mm	25	1851.25	22.57	24.00	1.390	-0.04	0.744	1.034
	CDMA BC1	1xRTT RC3 SO32	Front	10mm	1175	1908.75	22.34	24.00	1.466	-0.07	0.594	0.871
53	CDMA BC1	1xRTT RC3 SO32	Back	10mm	600	1880	22.58	24.00	1.387	-0.01	0.807	1.119
	CDMA BC1	1xRTT RC3 SO32	Back	10mm	25	1851.25	22.57	24.00	1.390	-0.04	0.804	1.118
	CDMA BC1	1xRTT RC3 SO32	Back	10mm	1175	1908.75	22.34	24.00	1.466	-0.02	0.641	0.939
	CDMA BC10	1xRTT RC3 SO32	Front	10mm	580	820.5	22.73	23.50	1.194	0.03	0.774	0.924
54	CDMA BC10	1xRTT RC3 SO32	Back	10mm	580	820.5	22.73	23.50	1.194	-0.05	0.782	0.934



<FDD LTE SAR>

Plot No.	Band	BW (MHz)	Modulation	RB Size	RB offset	Test Position	Gap (mm)	Ch.	Freq. (MHz)	Average Power (dBm)	Tune-Up Limit (dBm)	Tune-up Scaling Factor	Power Drift (dB)	Measured 1g SAR (W/kg)	Reported 1g SAR (W/kg)
	LTE Band 2	20M	QPSK	1	0	Front	10mm	19100	1900	21.57	22.50	1.239	-0.05	0.649	0.804
	LTE Band 2	20M	QPSK	1	0	Front	10mm	18700	1860	21.25	22.50	1.334	-0.04	0.624	0.832
	LTE Band 2	20M	QPSK	1	0	Front	10mm	18900	1880	21.21	22.50	1.346	-0.03	0.628	0.845
	LTE Band 2	20M	QPSK	50	0	Front	10mm	19100	1900	21.17	22.50	1.358	-0.15	0.565	0.767
	LTE Band 2	20M	QPSK	100	0	Front	10mm	19100	1900	21.15	22.50	1.365	-0.12	0.560	0.764
	LTE Band 2	20M	QPSK	1	0	Back	10mm	19100	1900	21.57	22.50	1.239	-0.01	0.693	0.858
	LTE Band 2	20M	QPSK	1	0	Back	10mm	18700	1860	21.25	22.50	1.334	0.02	0.665	0.887
55	LTE Band 2	20M	QPSK	1	0	Back	10mm	18900	1880	21.21	22.50	1.346	-0.04	0.675	0.908
	LTE Band 2	20M	QPSK	50	0	Back	10mm	19100	1900	21.17	22.50	1.358	-0.01	0.604	0.820
	LTE Band 2	20M	QPSK	50	0	Back	10mm	18700	1860	21.10	22.50	1.380	-0.04	0.582	0.803
	LTE Band 2	20M	QPSK	50	0	Back	10mm	18900	1880	20.96	22.50	1.426	0	0.563	0.803
	LTE Band 2	20M	QPSK	100	0	Back	10mm	19100	1900	21.15	22.50	1.365	-0.04	0.599	0.817
	LTE Band 4	20M	QPSK	1	0	Front	10mm	20175	1732.5	20.97	22.00	1.268	-0.05	0.712	0.903
	LTE Band 4	20M	QPSK	50	0	Front	10mm	20175	1732.5	20.56	22.00	1.393	-0.03	0.617	0.860
	LTE Band 4	20M	QPSK	100	0	Front	10mm	20175	1732.5	20.54	22.00	1.400	-0.05	0.609	0.852
	LTE Band 4	20M	QPSK	1	0	Back	10mm	20175	1732.5	20.97	22.00	1.268	-0.01	0.657	0.833
	LTE Band 4	20M	QPSK	50	0	Back	10mm	20175	1732.5	20.56	22.00	1.393	-0.03	0.656	0.914
56	LTE Band 4	20M	QPSK	100	0	Back	10mm	20175	1732.5	20.54	22.00	1.400	-0.02	0.654	0.915
	LTE Band 5	10M	QPSK	1	0	Front	10mm	20525	836.5	22.18	23.00	1.208	-0.11	0.798	0.964
	LTE Band 5	10M	QPSK	25	0	Front	10mm	20525	836.5	21.94	23.00	1.276	-0.07	0.486	0.620
	LTE Band 5	10M	QPSK	50	0	Front	10mm	20525	836.5	21.91	23.00	1.285	-0.02	0.455	0.585
57	LTE Band 5	10M	QPSK	1	0	Back	10mm	20525	836.5	22.18	23.00	1.208	-0.09	0.836	1.010
	LTE Band 5	10M	QPSK	25	0	Back	10mm	20525	836.5	22.18	23.00	1.208	-0.1	0.534	0.645
	LTE Band 5	10M	QPSK	50	0	Back	10mm	20525	836.5	21.94	23.00	1.276	-0.08	0.476	0.608
58	LTE Band 7	20M	QPSK	1	0	Front	10mm	21100	2535	22.34	24.00	1.466	-0.16	0.807	1.183
	LTE Band 7	20M	QPSK	1	0	Front	10mm	20850	2510	22.27	24.00	1.489	-0.16	0.698	1.040
	LTE Band 7	20M	QPSK	1	0	Front	10mm	21350	2560	22.24	24.00	1.500	-0.14	0.766	1.149
	LTE Band 7	20M	QPSK	50	0	Front	10mm	21100	2535	21.33	23.00	1.469	-0.03	0.490	0.720
	LTE Band 7	20M	QPSK	100	0	Front	10mm	21100	2535	21.32	23.00	1.472	-0.08	0.463	0.682
	LTE Band 7	20M	QPSK	1	0	Back	10mm	21100	2535	22.34	24.00	1.466	-0.11	0.743	1.089
	LTE Band 7	20M	QPSK	1	0	Back	10mm	20850	2510	22.27	24.00	1.489	-0.03	0.643	0.958
	LTE Band 7	20M	QPSK	1	0	Back	10mm	21350	2560	22.24	24.00	1.500	0	0.737	1.105
	LTE Band 7	20M	QPSK	50	0	Back	10mm	21100	2535	21.33	23.00	1.469	-0.03	0.454	0.667
	LTE Band 7	20M	QPSK	100	0	Back	10mm	21100	2535	21.32	23.00	1.472	-0.11	0.457	0.673
59	LTE Band 12	10M	QPSK	1	0	Front	10mm	23095	707.5	22.43	23.50	1.279	-0.05	0.750	0.960
	LTE Band 12	10M	QPSK	25	0	Front	10mm	23095	707.5	21.84	23.00	1.306	-0.01	0.449	0.586
	LTE Band 12	10M	QPSK	50	0	Front	10mm	23095	707.5	21.87	23.00	1.297	-0.02	0.430	0.558
	LTE Band 12	10M	QPSK	1	0	Back	10mm	23095	707.5	22.43	23.50	1.279	0.03	0.737	0.943
	LTE Band 12	10M	QPSK	25	0	Back	10mm	23095	707.5	21.84	23.00	1.306	0.05	0.439	0.573
	LTE Band 12	10M	QPSK	50	0	Back	10mm	23095	707.5	21.87	23.00	1.297	0.06	0.428	0.555



Plot No.	Band	BW (MHz)	Modulation	RB Size	RB offset	Test Position	Gap (mm)	Ch.	Freq. (MHz)	Average Power (dBm)	Tune-Up Limit (dBm)	Tune-up Scaling Factor	Power Drift (dB)	Measured 1g SAR (W/kg)	Reported 1g SAR (W/kg)
60	LTE Band 17	10M	QPSK	1	0	Front	10mm	23790	710	22.45	24.00	1.429	-0.14	0.743	1.062
	LTE Band 17	10M	QPSK	25	0	Front	10mm	23790	710	21.58	23.00	1.387	-0.11	0.440	0.610
	LTE Band 17	10M	QPSK	50	0	Front	10mm	23790	710	21.51	23.00	1.409	-0.12	0.432	0.609
	LTE Band 17	10M	QPSK	1	0	Back	10mm	23790	710	22.45	24.00	1.429	0.11	0.733	1.047
	LTE Band 17	10M	QPSK	25	0	Back	10mm	23790	710	21.58	23.00	1.387	0.15	0.421	0.584
	LTE Band 17	10M	QPSK	50	0	Back	10mm	23790	710	21.51	23.00	1.409	0.02	0.420	0.592
	LTE Band 26	15M	QPSK	1	0	Front	10mm	26865	831.5	22.72	23.50	1.197	-0.04	0.802	0.960
	LTE Band 26	15M	QPSK	36	0	Front	10mm	26865	831.5	22.15	23.00	1.216	-0.04	0.494	0.601
	LTE Band 26	15M	QPSK	75	0	Front	10mm	26865	831.5	22.08	23.00	1.236	-0.04	0.472	0.583
61	LTE Band 26	15M	QPSK	1	0	Back	10mm	26865	831.5	22.72	23.50	1.197	-0.02	0.861	1.030
	LTE Band 26	15M	QPSK	36	0	Back	10mm	26865	831.5	22.15	23.00	1.216	0	0.535	0.651
	LTE Band 26	15M	QPSK	75	0	Back	10mm	26865	831.5	22.08	23.00	1.236	-0.02	0.483	0.597

<TDD LTE SAR>

Plot No.	Band	BW (MHz)	Modulation	RB Size	RB offset	Test Position	Gap (mm)	Ch.	Freq. (MHz)	Average Power (dBm)	Tune-Up Limit (dBm)	Tune-up Scaling Factor	Duty Cycle %	Duty Cycle Scaling Factor	Power Drift (dB)	Measured 1g SAR (W/kg)	Reported 1g SAR (W/kg)
	LTE Band 38	20M	QPSK	1	0	Front	10mm	37850	2580	22.31	24.00	1.476	62.9	1.006	0.03	0.604	0.897
	LTE Band 38	20M	QPSK	1	0	Front	10mm	38000	2595	22.27	24.00	1.489	62.9	1.006	-0.16	0.501	0.751
62	LTE Band 38	20M	QPSK	1	0	Front	10mm	38150	2610	22.18	24.00	1.521	62.9	1.006	-0.12	0.634	0.970
	LTE Band 38	20M	QPSK	50	0	Front	10mm	37850	2580	21.31	23.00	1.476	62.9	1.006	-0.04	0.320	0.475
	LTE Band 38	20M	QPSK	100	0	Front	10mm	37850	2580	21.16	23.00	1.528	62.9	1.006	0	0.317	0.487
	LTE Band 38	20M	QPSK	1	99	Front	10mm	37850 (PCC) + 38048 (SCC)	2580	23.67	24.00	1.079	62.9	1.006	-0.12	0.697	0.757
	LTE Band 38	20M	QPSK	1	0	Back	10mm	37850	2580	22.31	24.00	1.476	62.9	1.006	0.01	0.590	0.876
	LTE Band 38	20M	QPSK	1	0	Back	10mm	38000	2595	22.27	24.00	1.489	62.9	1.006	-0.1	0.501	0.751
	LTE Band 38	20M	QPSK	1	0	Back	10mm	38150	2610	22.18	24.00	1.521	62.9	1.006	0.01	0.608	0.930
	LTE Band 38	20M	QPSK	50	0	Back	10mm	37850	2580	21.31	23.00	1.476	62.9	1.006	0.05	0.337	0.500
	LTE Band 38	20M	QPSK	100	0	Back	10mm	37850	2580	21.16	23.00	1.528	62.9	1.006	0.12	0.325	0.499
	LTE Band 41	20M	QPSK	1	0	Front	10mm	40770	2608	22.37	24.00	1.455	62.9	1.006	-0.14	0.475	0.695
	LTE Band 41	20M	QPSK	1	0	Front	10mm	40240	2555	22.34	24.00	1.466	62.9	1.006	0.19	0.374	0.551
	LTE Band 41	20M	QPSK	1	0	Front	10mm	40500	2581	22.28	24.00	1.486	62.9	1.006	-0.19	0.414	0.619
	LTE Band 41	20M	QPSK	1	0	Front	10mm	41140	2645	22.22	24.00	1.507	62.9	1.006	0.03	0.471	0.714
	LTE Band 41	20M	QPSK	50	0	Front	10mm	40770	2608	21.34	23.00	1.466	62.9	1.006	-0.01	0.347	0.512
	LTE Band 41	20M	QPSK	100	0	Front	10mm	40770	2608	21.27	23.00	1.489	62.9	1.006	0.06	0.352	0.527
	LTE Band 41	20M	QPSK	1	0	Back	10mm	40770	2608	22.37	24.00	1.455	62.9	1.006	0.01	0.454	0.665
	LTE Band 41	20M	QPSK	1	0	Back	10mm	40240	2555	22.34	24.00	1.466	62.9	1.006	0.05	0.386	0.569
	LTE Band 41	20M	QPSK	1	0	Back	10mm	40500	2581	22.28	24.00	1.486	62.9	1.006	0.06	0.435	0.650
63	LTE Band 41	20M	QPSK	1	0	Back	10mm	41140	2645	22.22	24.00	1.507	62.9	1.006	0.12	0.481	0.729
	LTE Band 41	20M	QPSK	50	0	Back	10mm	40770	2608	21.34	23.00	1.466	62.9	1.006	0.06	0.345	0.509
	LTE Band 41	20M	QPSK	100	0	Back	10mm	40770	2608	21.27	23.00	1.489	62.9	1.006	0.12	0.333	0.499
	LTE Band 41	20M	QPSK	1	99	Back	10mm	40500 (PCC) + 40698 (SCC)	2581	23.45	24.00	1.135	62.9	1.006	-0.11	0.599	0.684
	LTE Band 41	20M	QPSK	1	99	Back	10mm	40492 (PCC) + 41140 (SCC)	2625.2	23.14	24.00	1.219	62.9	1.006	0.03	0.574	0.704
	LTE Band 41	20M	QPSK	1	99	Back	10mm	40770 (PCC) + 40968 (SCC)	2608	22.98	24.00	1.265	62.9	1.006	0.07	0.480	0.611
	LTE Band 41	20M	QPSK	1	99	Back	10mm	40240 (PCC) + 40438 (SCC)	2555	23.18	24.00	1.208	62.9	1.006	-0.03	0.507	0.616



<WLAN SAR>

Plot No.	Band	Mode	Test Position	Gap (mm)	Antenna	Ch.	Freq. (MHz)	Average Power (dBm)	Tune-Up Limit (dBm)	Tune-up Scaling Factor	Duty Cycle %	Duty Cycle Scaling Factor	Power Drift (dB)	Measured 1g SAR (W/kg)	Reported 1g SAR (W/kg)
	WLAN2.4GHz	802.11b 1Mbps	Front	10mm	Ant 1	1	2412	15.90	16.50	1.148	100	1.000	-0.02	0.094	0.108
	WLAN2.4GHz	802.11b 1Mbps	Back	10mm	Ant 1	1	2412	15.90	16.50	1.148	100	1.000	0.02	0.138	0.158
	WLAN2.4GHz	802.11b 1Mbps	Front	10mm	Ant 2	1	2412	15.90	16.50	1.148	100	1.000	-0.09	0.212	0.243
	WLAN2.4GHz	802.11b 1Mbps	Back	10mm	Ant 2	1	2412	15.90	16.50	1.148	100	1.000	-0.1	0.248	0.285
	WLAN2.4GHz	802.11b 1Mbps	Back	10mm	Ant 2	6	2437	15.66	16.50	1.213	100	1.000	-0.1	0.206	0.250
64	WLAN2.4GHz	802.11b 1Mbps	Back	10mm	Ant 2	11	2462	15.60	16.50	1.230	100	1.000	-0.05	0.255	0.314
	WLAN5GHz	802.11a 6Mbps	Front	10mm	Ant 1	64	5320	18.26	19.00	1.185	94.16	1.062	-0.01	0.085	0.107
	WLAN5GHz	802.11a 6Mbps	Back	10mm	Ant 1	64	5320	18.26	19.00	1.185	94.16	1.062	-0.1	0.077	0.097
	WLAN5GHz	802.11a 6Mbps	Front	10mm	Ant 2	64	5320	18.13	19.00	1.222	94.85	1.054	0.13	0.089	0.115
	WLAN5GHz	802.11a 6Mbps	Back	10mm	Ant 2	64	5320	18.13	19.00	1.222	94.85	1.054	0.02	0.151	0.194
65	WLAN5GHz	802.11a 6Mbps	Back	10mm	Ant 2	56	5280	18.00	19.00	1.259	94.85	1.054	0.02	0.147	0.195
	WLAN5GHz	802.11ac-VHT80 MCS0	Front	10mm	Ant 1	138	5690	18.25	19.00	1.190	86.51	1.156	0.12	0.106	0.146
	WLAN5GHz	802.11ac-VHT80 MCS0	Back	10mm	Ant 1	138	5690	18.25	19.00	1.190	86.51	1.156	0.128	0.117	0.161
66	WLAN5GHz	802.11ac-VHT80 MCS0	Front	10mm	Ant 2	138	5690	18.00	19.00	1.259	85.71	1.167	-0.12	0.133	0.195
	WLAN5GHz	802.11ac-VHT80 MCS0	Front	10mm	Ant 2	106	5530	15.42	15.50	1.019	85.71	1.167	-0.04	0.053	0.063
	WLAN5GHz	802.11ac-VHT80 MCS0	Back	10mm	Ant 2	138	5690	18.00	19.00	1.259	85.71	1.167	0.03	0.125	0.184
	WLAN5GHz	802.11ac-VHT80 MCS0	Front	10mm	Ant 1	155	5775	18.18	19.00	1.208	86.51	1.156	0.172	0.094	0.131
	WLAN5GHz	802.11ac-VHT80 MCS0	Back	10mm	Ant 1	155	5775	18.18	19.00	1.208	86.51	1.156	0.095	0.100	0.140
67	WLAN5GHz	802.11ac-VHT80 MCS0	Front	10mm	Ant 2	155	5775	18.30	19.00	1.175	85.71	1.167	0.079	0.161	0.221
	WLAN5GHz	802.11ac-VHT80 MCS0	Back	10mm	Ant 2	155	5775	18.30	19.00	1.175	85.71	1.167	0.101	0.137	0.188

<Bluetooth SAR>

Plot No.	Band	Mode	Test Position	Gap (mm)	Antenna	Ch.	Freq. (MHz)	Average Power (dBm)	Tune-Up Limit (dBm)	Tune-up Scaling Factor	Duty Cycle %	Duty Cycle Scaling Factor	Power Drift (dB)	Measured 1g SAR (W/kg)	Reported 1g SAR (W/kg)
	Bluetooth	1Mbps	Front	10mm	Ant 1	00	2402	14.81	16.00	1.315	76.6	1.087	0.1	0.018	0.026
	Bluetooth	1Mbps	Back	10mm	Ant 1	00	2402	14.81	16.00	1.315	76.6	1.087	0	0.020	0.029
	Bluetooth	1Mbps	Back	10mm	Ant 1	39	2441	14.56	16.00	1.393	76.6	1.087	0.08	0.020	0.030
68	Bluetooth	1Mbps	Back	10mm	Ant 1	78	2480	14.16	16.00	1.528	76.6	1.087	-0.18	0.023	0.038



**14.5 Repeated SAR Measurement**

No.	Band	Mode	Test Position	Gap (mm)	Ch.	Freq. (MHz)	Average Power (dBm)	Tune-Up Limit (dBm)	Tune-up Scaling Factor	Power Drift (dB)	Measured 1g SAR (W/kg)	Ratio	Reported 1g SAR (W/kg)
1st	LTE Band 7	20M_QPSK_1_0	Front	10mm	21100	2535	22.34	24.00	1.466	-0.16	0.807		1.183
2nd	LTE Band 7	20M_QPSK_1_0	Front	10mm	21100	2535	22.34	24.00	1.466	-0.11	0.763	1.06	1.118
1st	LTE Band 26	15M_QPSK_1_0	Back	10mm	26865	831.5	22.72	23.50	1.197	-0.02	0.861		1.030
2nd	LTE Band 26	15M_QPSK_1_0	Back	10mm	26865	831.5	22.72	23.50	1.197	-0.11	0.849	1.01	1.016
1st	CDMA BC1	1xRTT RC3 SO32	Back	10mm	600	1880	22.58	24.00	1.387	-0.01	0.807		1.119
2nd	CDMA BC1	1xRTT RC3 SO32	Back	10mm	600	1880	22.58	24.00	1.387	-0.04	0.803	1.00	1.114

No.	Band	Mode	Test Position	Gap (mm)	Ch.	Freq. (MHz)	Average Power (dBm)	Tune-Up Limit (dBm)	Tune-up Scaling Factor	Power Drift (dB)	Measured 10g SAR (W/kg)	Ratio	Reported 10g SAR (W/kg)
1st	CDMA BC1	RTAP 153.6Kbps	Bottom Side	0mm	1175	1908.75	23.47	25.00	1.422	0.09	2.650		3.769
2nd	CDMA BC1	RTAP 153.6Kbps	Bottom Side	0mm	1175	1908.75	23.47	25.00	1.422	0.04	2.640	1.00	3.755

**General Note:**

1. Per KDB 865664 D01v01r04, for each frequency band, repeated SAR measurement is required only when the measured SAR is  $\geq 0.8W/kg$ .
2. Per KDB 865664 D01v01r04, if the ratio among the repeated measurement is  $\leq 1.2$  and the measured SAR  $< 1.45W/kg$ , only one repeated measurement is required.
3. Per KDB 865664 D01v01r04, if the Product Specific repeated SAR is necessary, the same procedures should be adapted for measurements according to Product Specific and occupational exposure limits by applying a factor of 2.5 for Product Specific exposure and a factor of 5 for occupational exposure to the corresponding SAR thresholds.
4. The ratio is the difference in percentage between original and repeated *measured* SAR.
5. All measurement SAR result is scaled-up to account for tune-up tolerance and is compliant.

### 15. Simultaneous Transmission Analysis

NO.	Simultaneous Transmission Configurations	Portable Handset			
		Head	Body-worn	Hotspot	Product Specific
1.	WWAN (Voice) + WLAN Ant 1 + WLAN Ant 2	Yes	Yes		Yes
2.	WWAN (Data) + WLAN Ant 1 + WLAN Ant 2	Yes	Yes	Yes	Yes
3.	WWAN (Voice) + WLAN2.4GHz Ant 2 + Bluetooth Ant 1		Yes		Yes
4.	WWAN (Data) + WLAN2.4GHz Ant 2 + Bluetooth Ant 1		Yes		Yes
5.	WWAN (Voice) + WLAN5GHz Ant 1 + WLAN5GHz Ant 2 + Bluetooth Ant 1		Yes		Yes
6.	WWAN (Data) + WLAN5GHz Ant 1 + WLAN5GHz Ant 2 + Bluetooth Ant 1		Yes		Yes

**General Note:**

1. This device 2.4GHz / 5.2GHz / 5.8GHz WLAN supports Hotspot operation.
2. For SAR testing was performed on single antenna RF power in SISO mode is larger or equal to the single antenna RF power in MIMO mode, and for RF exposure assessment of MIMO mode simultaneous transmission exclusion analysis was performed with SAR test results of each antenna in SISO mode.
3. The worst case WLAN reported SAR for each configuration was used for SAR summation. Therefore, the following summations represent the absolute worst cases for simultaneous transmission with WLAN.
4. 2.4GHz WLAN and Bluetooth share the same antenna 1, and cannot transmit simultaneously.
5. The Scaled SAR summation is calculated based on the same configuration and test position.
6. Per KDB 447498 D01v06, simultaneous transmission SAR is compliant if,
  - i) Scalar SAR summation < 1.6W/kg.
  - ii)  $SPLSR = (SAR1 + SAR2)^{1.5} / (\text{min. separation distance, mm})$ , and the peak separation distance is determined from the square root of  $[(x1-x2)^2 + (y1-y2)^2 + (z1-z2)^2]$ , where (x1, y1, z1) and (x2, y2, z2) are the coordinates of the extrapolated peak SAR locations in the zoom scan.
  - iii) If  $SPLSR \leq 0.04$ , simultaneously transmission SAR measurement is not necessary.
  - iv) Simultaneously transmission SAR measurement, and the reported multi-band SAR < 1.6W/kg.
7. For simultaneous transmission analysis, Bluetooth SAR is estimated per KDB 447498 D01v06 based on the formula below.
  - i)  $(\text{max. power of channel, including tune-up tolerance, mW}) / (\text{min. test separation distance, mm}) \cdot [\sqrt{f(\text{GHz})}] \cdot x \text{ W/kg}$  for test separation distances  $\leq 50 \text{ mm}$ ; where  $x = 7.5$  for 1-g SAR, and  $x = 18.75$  for 10-g SAR.
  - ii) When the minimum separation distance is < 5mm, the distance is used 5mm to determine SAR test exclusion.
  - iii) 0.4 W/kg for 1-g SAR and 1.0 W/kg for 10-g SAR, when the test separation distances is > 50 mm.

Bluetooth Max Power	Exposure Position	Product Specific
	Test separation	5 mm
16.0 Bm	Estimated 10g SAR (W/kg)	0.672 W/kg



**15.1 Head Exposure Conditions**

WWAN Band		Exposure Position	1	2	3	4	5	1+2+3 Summed 1g SAR (W/kg)	1+4+5 Summed 1g SAR (W/kg)	1+2+5 Summed 1g SAR (W/kg)	1+3+4 Summed 1g SAR (W/kg)
			WWAN	2.4GHz WLAN Ant 1	2.4GHz WLAN Ant 2	5GHz WLAN Ant 1	5GHz WLAN Ant 2				
			1g SAR (W/kg)	1g SAR (W/kg)	1g SAR (W/kg)	1g SAR (W/kg)	1g SAR (W/kg)				
GSM	GSM850	Right Cheek	0.167	0.341	0.051	0.353	0.724	<b>0.559</b>	<b>1.244</b>	<b>1.232</b>	<b>0.571</b>
		Right Tilted	0.087	0.299	0.022	0.405	0.873	<b>0.408</b>	<b>1.365</b>	<b>1.259</b>	<b>0.514</b>
		Left Cheek	0.199	0.636	0.052	0.605	0.430	<b>0.887</b>	<b>1.234</b>	<b>1.265</b>	<b>0.856</b>
		Left Tilted	0.096	0.504	0.023	0.661	0.511	<b>0.623</b>	<b>1.268</b>	<b>1.111</b>	<b>0.780</b>
	GSM1900	Right Cheek	0.204	0.341	0.051	0.353	0.724	<b>0.596</b>	<b>1.281</b>	<b>1.269</b>	<b>0.608</b>
		Right Tilted	0.070	0.299	0.022	0.405	0.873	<b>0.391</b>	<b>1.348</b>	<b>1.242</b>	<b>0.497</b>
		Left Cheek	0.187	0.636	0.052	0.605	0.430	<b>0.875</b>	<b>1.222</b>	<b>1.253</b>	<b>0.844</b>
		Left Tilted	0.075	0.504	0.023	0.661	0.511	<b>0.602</b>	<b>1.247</b>	<b>1.090</b>	<b>0.759</b>
WCDMA	WCDMA II	Right Cheek	0.366	0.341	0.051	0.353	0.724	<b>0.758</b>	<b>1.443</b>	<b>1.431</b>	<b>0.770</b>
		Right Tilted	0.106	0.299	0.022	0.405	0.873	<b>0.427</b>	<b>1.384</b>	<b>1.278</b>	<b>0.533</b>
		Left Cheek	0.359	0.636	0.052	0.605	0.430	<b>1.047</b>	<b>1.394</b>	<b>1.425</b>	<b>1.016</b>
		Left Tilted	0.121	0.504	0.023	0.661	0.511	<b>0.648</b>	<b>1.293</b>	<b>1.136</b>	<b>0.805</b>
	WCDMA IV	Right Cheek	0.268	0.341	0.051	0.353	0.724	<b>0.660</b>	<b>1.345</b>	<b>1.333</b>	<b>0.672</b>
		Right Tilted	0.116	0.299	0.022	0.405	0.873	<b>0.437</b>	<b>1.394</b>	<b>1.288</b>	<b>0.543</b>
		Left Cheek	0.261	0.636	0.052	0.605	0.430	<b>0.949</b>	<b>1.296</b>	<b>1.327</b>	<b>0.918</b>
		Left Tilted	0.190	0.504	0.023	0.661	0.511	<b>0.717</b>	<b>1.362</b>	<b>1.205</b>	<b>0.874</b>
	WCDMA V	Right Cheek	0.340	0.341	0.051	0.353	0.724	<b>0.732</b>	<b>1.417</b>	<b>1.405</b>	<b>0.744</b>
		Right Tilted	0.163	0.299	0.022	0.405	0.873	<b>0.484</b>	<b>1.441</b>	<b>1.335</b>	<b>0.590</b>
		Left Cheek	0.356	0.636	0.052	0.605	0.430	<b>1.044</b>	<b>1.391</b>	<b>1.422</b>	<b>1.013</b>
		Left Tilted	0.168	0.504	0.023	0.661	0.511	<b>0.695</b>	<b>1.340</b>	<b>1.183</b>	<b>0.852</b>
CDMA	CDMA BC0	Right Cheek	0.454	0.341	0.051	0.353	0.724	<b>0.846</b>	<b>1.531</b>	<b>1.519</b>	<b>0.858</b>
		Right Tilted	0.142	0.299	0.022	0.405	0.873	<b>0.463</b>	<b>1.420</b>	<b>1.314</b>	<b>0.569</b>
		Left Cheek	0.399	0.636	0.052	0.605	0.430	<b>1.087</b>	<b>1.434</b>	<b>1.465</b>	<b>1.056</b>
		Left Tilted	0.154	0.504	0.023	0.661	0.511	<b>0.681</b>	<b>1.326</b>	<b>1.169</b>	<b>0.838</b>
	CDMA BC1	Right Cheek	0.406	0.341	0.051	0.353	0.724	<b>0.798</b>	<b>1.483</b>	<b>1.471</b>	<b>0.810</b>
		Right Tilted	0.146	0.299	0.022	0.405	0.873	<b>0.467</b>	<b>1.424</b>	<b>1.318</b>	<b>0.573</b>
		Left Cheek	0.377	0.636	0.052	0.605	0.430	<b>1.065</b>	<b>1.412</b>	<b>1.443</b>	<b>1.034</b>
		Left Tilted	0.166	0.504	0.023	0.661	0.511	<b>0.693</b>	<b>1.338</b>	<b>1.181</b>	<b>0.850</b>
	CDMA BC10	Right Cheek	0.436	0.341	0.051	0.353	0.724	<b>0.828</b>	<b>1.513</b>	<b>1.501</b>	<b>0.840</b>
		Right Tilted	0.145	0.299	0.022	0.405	0.873	<b>0.466</b>	<b>1.423</b>	<b>1.317</b>	<b>0.572</b>
		Left Cheek	0.395	0.636	0.052	0.605	0.430	<b>1.083</b>	<b>1.430</b>	<b>1.461</b>	<b>1.052</b>
		Left Tilted	0.155	0.504	0.023	0.661	0.511	<b>0.682</b>	<b>1.327</b>	<b>1.170</b>	<b>0.839</b>



WWAN Band	Exposure Position	1	2	3	4	5	1+2+3 Summed 1g SAR (W/kg)	1+4+5 Summed 1g SAR (W/kg)	1+2+5 Summed 1g SAR (W/kg)	1+3+4 Summed 1g SAR (W/kg)	
		WWAN	2.4GHz WLAN Ant 1	2.4GHz WLAN Ant 2	5GHz WLAN Ant 1	5GHz WLAN Ant 2					
		1g SAR (W/kg)	1g SAR (W/kg)	1g SAR (W/kg)	1g SAR (W/kg)	1g SAR (W/kg)					
LTE	LTE Band 2	Right Cheek	0.369	0.341	0.051	0.353	0.724	<b>0.761</b>	<b>1.446</b>	<b>1.434</b>	<b>0.773</b>
		Right Tilted	0.108	0.299	0.022	0.405	0.873	<b>0.429</b>	<b>1.386</b>	<b>1.280</b>	<b>0.535</b>
		Left Cheek	0.370	0.636	0.052	0.605	0.430	<b>1.058</b>	<b>1.405</b>	<b>1.436</b>	<b>1.027</b>
		Left Tilted	0.121	0.504	0.023	0.661	0.511	<b>0.648</b>	<b>1.293</b>	<b>1.136</b>	<b>0.805</b>
	LTE Band 4	Right Cheek	0.366	0.341	0.051	0.353	0.724	<b>0.758</b>	<b>1.443</b>	<b>1.431</b>	<b>0.770</b>
		Right Tilted	0.109	0.299	0.022	0.405	0.873	<b>0.430</b>	<b>1.387</b>	<b>1.281</b>	<b>0.536</b>
		Left Cheek	0.372	0.636	0.052	0.605	0.430	<b>1.060</b>	<b>1.407</b>	<b>1.438</b>	<b>1.029</b>
		Left Tilted	0.179	0.504	0.023	0.661	0.511	<b>0.706</b>	<b>1.351</b>	<b>1.194</b>	<b>0.863</b>
	LTE Band 5	Right Cheek	0.428	0.341	0.051	0.353	0.724	<b>0.820</b>	<b>1.505</b>	<b>1.493</b>	<b>0.832</b>
		Right Tilted	0.176	0.299	0.022	0.405	0.873	<b>0.497</b>	<b>1.454</b>	<b>1.348</b>	<b>0.603</b>
		Left Cheek	0.426	0.636	0.052	0.605	0.430	<b>1.114</b>	<b>1.461</b>	<b>1.492</b>	<b>1.083</b>
		Left Tilted	0.196	0.504	0.023	0.661	0.511	<b>0.723</b>	<b>1.368</b>	<b>1.211</b>	<b>0.880</b>
	LTE Band 7	Right Cheek	0.516	0.341	0.051	0.353	0.724	<b>0.908</b>	<b>1.593</b>	<b>1.581</b>	<b>0.920</b>
		Right Tilted	0.123	0.299	0.022	0.405	0.873	<b>0.444</b>	<b>1.401</b>	<b>1.295</b>	<b>0.550</b>
		Left Cheek	0.243	0.636	0.052	0.605	0.430	<b>0.931</b>	<b>1.278</b>	<b>1.309</b>	<b>0.900</b>
		Left Tilted	0.125	0.504	0.023	0.661	0.511	<b>0.652</b>	<b>1.297</b>	<b>1.140</b>	<b>0.809</b>
	LTE Band 12	Right Cheek	0.301	0.341	0.051	0.353	0.724	<b>0.693</b>	<b>1.378</b>	<b>1.366</b>	<b>0.705</b>
		Right Tilted	0.081	0.299	0.022	0.405	0.873	<b>0.402</b>	<b>1.359</b>	<b>1.253</b>	<b>0.508</b>
		Left Cheek	0.202	0.636	0.052	0.605	0.430	<b>0.890</b>	<b>1.237</b>	<b>1.268</b>	<b>0.859</b>
		Left Tilted	0.094	0.504	0.023	0.661	0.511	<b>0.621</b>	<b>1.266</b>	<b>1.109</b>	<b>0.778</b>
	LTE Band 17	Right Cheek	0.306	0.341	0.051	0.353	0.724	<b>0.698</b>	<b>1.383</b>	<b>1.371</b>	<b>0.710</b>
		Right Tilted	0.083	0.299	0.022	0.405	0.873	<b>0.404</b>	<b>1.361</b>	<b>1.255</b>	<b>0.510</b>
		Left Cheek	0.197	0.636	0.052	0.605	0.430	<b>0.885</b>	<b>1.232</b>	<b>1.263</b>	<b>0.854</b>
		Left Tilted	0.090	0.504	0.023	0.661	0.511	<b>0.617</b>	<b>1.262</b>	<b>1.105</b>	<b>0.774</b>
	LTE Band 26	Right Cheek	0.436	0.341	0.051	0.353	0.724	<b>0.828</b>	<b>1.513</b>	<b>1.501</b>	<b>0.840</b>
		Right Tilted	0.181	0.299	0.022	0.405	0.873	<b>0.502</b>	<b>1.459</b>	<b>1.353</b>	<b>0.608</b>
		Left Cheek	0.472	0.636	0.052	0.605	0.430	<b>1.160</b>	<b>1.507</b>	<b>1.538</b>	<b>1.129</b>
		Left Tilted	0.192	0.504	0.023	0.661	0.511	<b>0.719</b>	<b>1.364</b>	<b>1.207</b>	<b>0.876</b>
	LTE Band 38	Right Cheek	0.248	0.341	0.051	0.353	0.724	<b>0.640</b>	<b>1.325</b>	<b>1.313</b>	<b>0.652</b>
		Right Tilted	0.122	0.299	0.022	0.405	0.873	<b>0.443</b>	<b>1.400</b>	<b>1.294</b>	<b>0.549</b>
		Left Cheek	0.162	0.636	0.052	0.605	0.430	<b>0.850</b>	<b>1.197</b>	<b>1.228</b>	<b>0.819</b>
		Left Tilted	0.073	0.504	0.023	0.661	0.511	<b>0.600</b>	<b>1.245</b>	<b>1.088</b>	<b>0.757</b>
	LTE Band 41	Right Cheek	0.217	0.341	0.051	0.353	0.724	<b>0.609</b>	<b>1.294</b>	<b>1.282</b>	<b>0.621</b>
		Right Tilted	0.119	0.299	0.022	0.405	0.873	<b>0.440</b>	<b>1.397</b>	<b>1.291</b>	<b>0.546</b>
		Left Cheek	0.165	0.636	0.052	0.605	0.430	<b>0.853</b>	<b>1.200</b>	<b>1.231</b>	<b>0.822</b>
		Left Tilted	0.073	0.504	0.023	0.661	0.511	<b>0.600</b>	<b>1.245</b>	<b>1.088</b>	<b>0.757</b>



**15.2 Hotspot Exposure Conditions**

WWAN Band		Exposure Position	1	2	3	4	5	1+2+3 Summed 1g SAR (W/kg)	1+4+5 Summed 1g SAR (W/kg)	1+2+5 Summed 1g SAR (W/kg)	1+3+4 Summed 1g SAR (W/kg)
			WWAN 1g SAR (W/kg)	2.4GHz WLAN Ant 1 1g SAR (W/kg)	2.4GHz WLAN Ant 2 1g SAR (W/kg)	5GHz WLAN Ant 1 1g SAR (W/kg)	5GHz WLAN Ant 2 1g SAR (W/kg)				
GSM	GSM850	Front	0.693	0.108	0.243	0.140	0.221	<b>1.044</b>	<b>1.054</b>	<b>1.022</b>	<b>1.076</b>
		Back	0.730	0.158	0.285	0.140	0.188	<b>1.173</b>	<b>1.058</b>	<b>1.076</b>	<b>1.155</b>
		Left side	0.213	0.018	0.084	0.006	0.060	<b>0.315</b>	<b>0.279</b>	<b>0.291</b>	<b>0.303</b>
		Right side	0.450	0.059	0.039	0.015	0.021	<b>0.548</b>	<b>0.486</b>	<b>0.530</b>	<b>0.504</b>
		Top side		0.082	0.006	0.077	0.230	<b>0.088</b>	<b>0.307</b>	<b>0.312</b>	<b>0.083</b>
		Bottom side	0.369	0.003	0.373			<b>0.745</b>	<b>0.369</b>	<b>0.372</b>	<b>0.742</b>
	GSM1900	Front	0.510	0.108	0.243	0.140	0.221	<b>0.861</b>	<b>0.871</b>	<b>0.839</b>	<b>0.893</b>
		Back	0.583	0.158	0.285	0.140	0.188	<b>1.026</b>	<b>0.911</b>	<b>0.929</b>	<b>1.008</b>
		Left side	0.197	0.018	0.084	0.006	0.060	<b>0.299</b>	<b>0.263</b>	<b>0.275</b>	<b>0.287</b>
		Right side	0.131	0.059	0.039	0.015	0.021	<b>0.229</b>	<b>0.167</b>	<b>0.211</b>	<b>0.185</b>
		Top side		0.082	0.006	0.077	0.230	<b>0.088</b>	<b>0.307</b>	<b>0.312</b>	<b>0.083</b>
		Bottom side	0.596	0.003	0.373			<b>0.972</b>	<b>0.596</b>	<b>0.599</b>	<b>0.969</b>
WCDMA	WCDMA II	Front	1.011	0.108	0.243	0.140	0.221	<b>1.362</b>	<b>1.372</b>	<b>1.340</b>	<b>1.394</b>
		Back	1.063	0.158	0.285	0.140	0.188	<b>1.506</b>	<b>1.391</b>	<b>1.409</b>	<b>1.488</b>
		Left side	0.387	0.018	0.084	0.006	0.060	<b>0.489</b>	<b>0.453</b>	<b>0.465</b>	<b>0.477</b>
		Right side	0.221	0.059	0.039	0.015	0.021	<b>0.319</b>	<b>0.257</b>	<b>0.301</b>	<b>0.275</b>
		Top side		0.082	0.006	0.077	0.230	<b>0.088</b>	<b>0.307</b>	<b>0.312</b>	<b>0.083</b>
		Bottom side	1.182	0.003	0.373			<b>1.558</b>	<b>1.182</b>	<b>1.185</b>	<b>1.555</b>
	WCDMA IV	Front	1.062	0.108	0.243	0.140	0.221	<b>1.413</b>	<b>1.423</b>	<b>1.391</b>	<b>1.445</b>
		Back	1.116	0.158	0.285	0.140	0.188	<b>1.559</b>	<b>1.444</b>	<b>1.462</b>	<b>1.541</b>
		Left side	0.413	0.018	0.084	0.006	0.060	<b>0.515</b>	<b>0.479</b>	<b>0.491</b>	<b>0.503</b>
		Right side	0.213	0.059	0.039	0.015	0.021	<b>0.311</b>	<b>0.249</b>	<b>0.293</b>	<b>0.267</b>
		Top side		0.082	0.006	0.077	0.230	<b>0.088</b>	<b>0.307</b>	<b>0.312</b>	<b>0.083</b>
		Bottom side	0.908	0.003	0.373			<b>1.284</b>	<b>0.908</b>	<b>0.911</b>	<b>1.281</b>
	WCDMA V	Front	1.003	0.108	0.243	0.140	0.221	<b>1.354</b>	<b>1.364</b>	<b>1.332</b>	<b>1.386</b>
		Back	1.023	0.158	0.285	0.140	0.188	<b>1.466</b>	<b>1.351</b>	<b>1.369</b>	<b>1.448</b>
		Left side	0.319	0.018	0.084	0.006	0.060	<b>0.421</b>	<b>0.385</b>	<b>0.397</b>	<b>0.409</b>
		Right side	0.638	0.059	0.039	0.015	0.021	<b>0.736</b>	<b>0.674</b>	<b>0.718</b>	<b>0.692</b>
		Top side		0.082	0.006	0.077	0.230	<b>0.088</b>	<b>0.307</b>	<b>0.312</b>	<b>0.083</b>
		Bottom side	0.403	0.003	0.373			<b>0.779</b>	<b>0.403</b>	<b>0.406</b>	<b>0.776</b>



WWAN Band	Exposure Position	1	2	3	4	5	1+2+3 Summed 1g SAR (W/kg)	1+4+5 Summed 1g SAR (W/kg)	1+2+5 Summed 1g SAR (W/kg)	1+3+4 Summed 1g SAR (W/kg)	
		WWAN	2.4GHz WLAN Ant 1	2.4GHz WLAN Ant 2	5GHz WLAN Ant 1	5GHz WLAN Ant 2					
		1g SAR (W/kg)	1g SAR (W/kg)	1g SAR (W/kg)	1g SAR (W/kg)	1g SAR (W/kg)					
CDMA	CDMA BC0	Front	0.956	0.108	0.243	0.140	0.221	1.307	1.317	1.285	1.339
		Back	1.005	0.158	0.285	0.140	0.188	1.448	1.333	1.351	1.430
		Left side	0.329	0.018	0.084	0.006	0.060	0.431	0.395	0.407	0.419
		Right side	0.604	0.059	0.039	0.015	0.021	0.702	0.640	0.684	0.658
		Top side		0.082	0.006	0.077	0.230	0.088	0.307	0.312	0.083
		Bottom side	0.405	0.003	0.373			0.781	0.405	0.408	0.778
	CDMA BC1	Front	1.020	0.108	0.243	0.140	0.221	1.371	1.381	1.349	1.403
		Back	1.108	0.158	0.285	0.140	0.188	1.551	1.436	1.454	1.533
		Left side	0.299	0.018	0.084	0.006	0.060	0.401	0.365	0.377	0.389
		Right side	0.242	0.059	0.039	0.015	0.021	0.340	0.278	0.322	0.296
		Top side		0.082	0.006	0.077	0.230	0.088	0.307	0.312	0.083
		Bottom side	1.067	0.003	0.373			1.443	1.067	1.070	1.440
	CDMA BC10	Front	0.871	0.108	0.243	0.140	0.221	1.222	1.232	1.200	1.254
		Back	0.893	0.158	0.285	0.140	0.188	1.336	1.221	1.239	1.318
		Left side	0.314	0.018	0.084	0.006	0.060	0.416	0.380	0.392	0.404
		Right side	0.568	0.059	0.039	0.015	0.021	0.666	0.604	0.648	0.622
		Top side		0.082	0.006	0.077	0.230	0.088	0.307	0.312	0.083
		Bottom side	0.380	0.003	0.373			0.756	0.380	0.383	0.753
LTE	LTE Band 2	Front	0.845	0.108	0.243	0.140	0.221	1.196	1.206	1.174	1.228
		Back	0.908	0.158	0.285	0.140	0.188	1.351	1.236	1.254	1.333
		Left side	0.284	0.018	0.084	0.006	0.060	0.386	0.350	0.362	0.374
		Right side	0.202	0.059	0.039	0.015	0.021	0.300	0.238	0.282	0.256
		Top side		0.082	0.006	0.077	0.230	0.088	0.307	0.312	0.083
		Bottom side	1.051	0.003	0.373			1.427	1.051	1.054	1.424
	LTE Band 4	Front	0.903	0.108	0.243	0.140	0.221	1.254	1.264	1.232	1.286
		Back	0.915	0.158	0.285	0.140	0.188	1.358	1.243	1.261	1.340
		Left side	0.341	0.018	0.084	0.006	0.060	0.443	0.407	0.419	0.431
		Right side	0.169	0.059	0.039	0.015	0.021	0.267	0.205	0.249	0.223
		Top side		0.082	0.006	0.077	0.230	0.088	0.307	0.312	0.083
		Bottom side	0.798	0.003	0.373			1.174	0.798	0.801	1.171



WWAN Band	Exposure Position	1	2	3	4	5	1+2+3	1+4+5	1+2+5	1+3+4	
		WWAN	2.4GHz WLAN Ant 1	2.4GHz WLAN Ant 2	5GHz WLAN Ant 1	5GHz WLAN Ant 2	Summed 1g SAR (W/kg)	Summed 1g SAR (W/kg)	Summed 1g SAR (W/kg)	Summed 1g SAR (W/kg)	
		1g SAR (W/kg)	1g SAR (W/kg)	1g SAR (W/kg)	1g SAR (W/kg)	1g SAR (W/kg)					
LTE	LTE Band 5	Front	0.964	0.108	0.243	0.140	0.221	1.315	1.325	1.293	1.347
		Back	1.010	0.158	0.285	0.140	0.188	1.453	1.338	1.356	1.435
		Left side	0.336	0.018	0.084	0.006	0.060	0.438	0.402	0.414	0.426
		Right side	0.639	0.059	0.039	0.015	0.021	0.737	0.675	0.719	0.693
		Top side		0.082	0.006	0.077	0.230	0.088	0.307	0.312	0.083
		Bottom side	0.487	0.003	0.373			0.863	0.487	0.490	0.860
	LTE Band 7	Front	1.183	0.108	0.243	0.140	0.221	1.534	1.544	1.512	1.566
		Back	1.105	0.158	0.285	0.140	0.188	1.548	1.433	1.451	1.530
		Left side	0.111	0.018	0.084	0.006	0.060	0.213	0.177	0.189	0.201
		Right side	0.330	0.059	0.039	0.015	0.021	0.428	0.366	0.410	0.384
		Top side		0.082	0.006	0.077	0.230	0.088	0.307	0.312	0.083
		Bottom side	1.080	0.003	0.373			1.456	1.080	1.083	1.453
	LTE Band 12	Front	0.960	0.108	0.243	0.140	0.221	1.311	1.321	1.289	1.343
		Back	0.943	0.158	0.285	0.140	0.188	1.386	1.271	1.289	1.368
		Left side	0.352	0.018	0.084	0.006	0.060	0.454	0.418	0.430	0.442
		Right side	0.631	0.059	0.039	0.015	0.021	0.729	0.667	0.711	0.685
		Top side		0.082	0.006	0.077	0.230	0.088	0.307	0.312	0.083
		Bottom side	0.481	0.003	0.373			0.857	0.481	0.484	0.854
	LTE Band 17	Front	1.062	0.108	0.243	0.140	0.221	1.413	1.423	1.391	1.445
		Back	1.047	0.158	0.285	0.140	0.188	1.490	1.375	1.393	1.472
		Left side	0.394	0.018	0.084	0.006	0.060	0.496	0.460	0.472	0.484
		Right side	0.707	0.059	0.039	0.015	0.021	0.805	0.743	0.787	0.761
		Top side		0.082	0.006	0.077	0.230	0.088	0.307	0.312	0.083
		Bottom side	0.539	0.003	0.373			0.915	0.539	0.542	0.912
	LTE Band 26	Front	0.960	0.108	0.243	0.140	0.221	1.311	1.321	1.289	1.343
		Back	1.030	0.158	0.285	0.140	0.188	1.473	1.358	1.376	1.455
		Left side	0.351	0.018	0.084	0.006	0.060	0.453	0.417	0.429	0.441
		Right side	0.612	0.059	0.039	0.015	0.021	0.710	0.648	0.692	0.666
		Top side		0.082	0.006	0.077	0.230	0.088	0.307	0.312	0.083
		Bottom side	0.479	0.003	0.373			0.855	0.479	0.482	0.852
LTE Band 38	Front	0.970	0.108	0.243	0.140	0.221	1.321	1.331	1.299	1.353	
	Back	0.930	0.158	0.285	0.140	0.188	1.373	1.258	1.276	1.355	
	Left side	0.065	0.018	0.084	0.006	0.060	0.167	0.131	0.143	0.155	
	Right side	0.233	0.059	0.039	0.015	0.021	0.331	0.269	0.313	0.287	
	Top side		0.082	0.006	0.077	0.230	0.088	0.307	0.312	0.083	
	Bottom side	0.979	0.003	0.373			1.355	0.979	0.982	1.352	
LTE Band 41	Front	0.714	0.108	0.243	0.140	0.221	1.065	1.075	1.043	1.097	
	Back	0.729	0.158	0.285	0.140	0.188	1.172	1.057	1.075	1.154	
	Left side	0.051	0.018	0.084	0.006	0.060	0.153	0.117	0.129	0.141	
	Right side	0.195	0.059	0.039	0.015	0.021	0.293	0.231	0.275	0.249	
	Top side		0.082	0.006	0.077	0.230	0.088	0.307	0.312	0.083	
	Bottom side	0.659	0.003	0.373			1.035	0.659	0.662	1.032	



**15.3 Product Specific Conditions**

WWAN Band		Exposure Position	1	2	3	4	5	6	1+4+5+6 Summed 10g SAR (W/kg)
			WWAN 10g SAR (W/kg)	2.4GHz WLAN Ant 1 10g SAR (W/kg)	2.4GHz WLAN Ant 2 10g SAR (W/kg)	5GHz WLAN Ant 1 10g SAR (W/kg)	5GHz WLAN Ant 2 10g SAR (W/kg)	Bluetooth Ant 1 Estimated 10g SAR (W/kg)	
WCDMA	WCDMA II	Front	-	-	-	0.817	1.187	0.672	<b>2.676</b>
		Back	-	-	-	0.356	0.428	0.672	<b>1.456</b>
		Left side	-	-	-	0.110	0.175	0.672	<b>0.957</b>
		Right side	-	-	-	0.030	0.057	0.672	<b>0.759</b>
		Top side	-	-	-	0.726	1.469	0.672	<b>2.867</b>
		Bottom side	3.767	-	-	-	-	-	<b>3.767</b>
CDMA	CDMA2000 BC1	Front	-	-	-	0.817	1.187	0.672	<b>2.676</b>
		Back	-	-	-	0.356	0.428	0.672	<b>1.456</b>
		Left side	-	-	-	0.110	0.175	0.672	<b>0.957</b>
		Right side	-	-	-	0.030	0.057	0.672	<b>0.759</b>
		Top side	-	-	-	0.726	1.469	0.672	<b>2.867</b>
		Bottom side	3.769	-	-	-	-	-	<b>3.769</b>
LTE	LTE Band 2	Front	-	-	-	0.817	1.187	0.672	<b>2.676</b>
		Back	-	-	-	0.356	0.428	0.672	<b>1.456</b>
		Left side	-	-	-	0.110	0.175	0.672	<b>0.957</b>
		Right side	-	-	-	0.030	0.057	0.672	<b>0.759</b>
		Top side	-	-	-	0.726	1.469	0.672	<b>2.867</b>
		Bottom side	3.162	-	-	-	-	-	<b>3.162</b>

**Remark:**

1. According to KDB 648474 D04v01r03, for WWAN / 2.4GHz WLAN SAR ("-") was excluded, due to Hotspot SAR was < 1.2W/kg.
2. According to KDB 941225 D06 v02r01, for Bluetooth and 5GHz WLAN SAR ("-") was excluded, due to transmitting antenna located larger 25mm from that surface or edge



**15.4 Body-Worn Accessory Exposure Conditions**

WWAN Band		Exposure Position	1	2	3	4	5	6	1+2+3 Summed 1g SAR (W/kg)	1+4+5 Summed 1g SAR (W/kg)	1+2+5 Summed 1g SAR (W/kg)	1+3+4 Summed 1g SAR (W/kg)	1+3+6 Summed 1g SAR (W/kg)	1+4+5+6 Summed 1g SAR (W/kg)	
			WWAN	2.4GHz WLAN Ant 1	2.4GHz WLAN Ant 2	5GHz WLAN Ant 1	5GHz WLAN Ant 2	Bluetooth Ant 1							
			1g SAR (W/kg)	1g SAR (W/kg)	1g SAR (W/kg)	1g SAR (W/kg)	1g SAR (W/kg)	1g SAR (W/kg)							
GSM	GSM850	Front	0.693	0.108	0.243	0.146	0.221	0.026	1.044	1.060	1.022	1.082	0.962	1.086	
		Back	0.730	0.158	0.314	0.161	0.195	0.038	1.202	1.086	1.083	1.205	1.082	1.124	
	GSM1900	Front	0.510	0.108	0.243	0.146	0.221	0.026	0.861	0.877	0.839	0.899	0.779	0.903	
		Back	0.583	0.158	0.314	0.161	0.195	0.038	1.055	0.939	0.936	1.058	0.935	0.977	
WCDMA	WCDMA II	Front	1.011	0.108	0.243	0.146	0.221	0.026	1.362	1.378	1.340	1.400	1.280	1.404	
		Back	1.063	0.158	0.314	0.161	0.195	0.038	1.535	1.419	1.416	1.538	1.415	1.457	
	WCDMA IV	Front	1.062	0.108	0.243	0.146	0.221	0.026	1.413	1.429	1.391	1.451	1.331	1.455	
		Back	1.116	0.158	0.314	0.161	0.195	0.038	1.588	1.472	1.469	1.591	1.468	1.510	
	WCDMA V	Front	1.003	0.108	0.243	0.146	0.221	0.026	1.354	1.370	1.332	1.392	1.272	1.396	
		Back	1.023	0.158	0.314	0.161	0.195	0.038	1.495	1.379	1.376	1.498	1.375	1.417	
CDMA	CDMA BC0	Front	1.008	0.108	0.243	0.146	0.221	0.026	1.359	1.375	1.337	1.397	1.277	1.401	
		Back	1.032	0.158	0.314	0.161	0.195	0.038	1.504	1.388	1.385	1.507	1.384	1.426	
	CDMA BC1	Front	1.054	0.108	0.243	0.146	0.221	0.026	1.405	1.421	1.383	1.443	1.323	1.447	
		Back	1.119	0.158	0.314	0.161	0.195	0.038	1.591	1.475	1.472	1.594	1.471	1.513	
	CDMA BC10	Front	0.924	0.108	0.243	0.146	0.221	0.026	1.275	1.291	1.253	1.313	1.193	1.317	
		Back	0.934	0.158	0.314	0.161	0.195	0.038	1.406	1.290	1.287	1.409	1.286	1.328	
	LTE	LTE Band 2	Front	0.845	0.108	0.243	0.146	0.221	0.026	1.196	1.212	1.174	1.234	1.114	1.238
			Back	0.908	0.158	0.314	0.161	0.195	0.038	1.380	1.264	1.261	1.383	1.260	1.302
LTE Band 4		Front	0.903	0.108	0.243	0.146	0.221	0.026	1.254	1.270	1.232	1.292	1.172	1.296	
		Back	0.915	0.158	0.314	0.161	0.195	0.038	1.387	1.271	1.268	1.390	1.267	1.309	
LTE Band 5		Front	0.964	0.108	0.243	0.146	0.221	0.026	1.315	1.331	1.293	1.353	1.233	1.357	
		Back	1.010	0.158	0.314	0.161	0.195	0.038	1.482	1.366	1.363	1.485	1.362	1.404	
LTE Band 7		Front	1.183	0.108	0.243	0.146	0.221	0.026	1.534	1.550	1.512	1.572	1.452	1.576	
		Back	1.105	0.158	0.314	0.161	0.195	0.038	1.577	1.461	1.458	1.580	1.457	1.499	
LTE Band 12		Front	0.960	0.108	0.243	0.146	0.221	0.026	1.311	1.327	1.289	1.349	1.229	1.353	
		Back	0.943	0.158	0.314	0.161	0.195	0.038	1.415	1.299	1.296	1.418	1.295	1.337	
LTE Band 17		Front	1.062	0.108	0.243	0.146	0.221	0.026	1.413	1.429	1.391	1.451	1.331	1.455	
		Back	1.047	0.158	0.314	0.161	0.195	0.038	1.519	1.403	1.400	1.522	1.399	1.441	
LTE Band 26		Front	0.960	0.108	0.243	0.146	0.221	0.026	1.311	1.327	1.289	1.349	1.229	1.353	
		Back	1.030	0.158	0.314	0.161	0.195	0.038	1.502	1.386	1.383	1.505	1.382	1.424	
LTE Band 38		Front	0.970	0.108	0.243	0.146	0.221	0.026	1.321	1.337	1.299	1.359	1.239	1.363	
		Back	0.930	0.158	0.314	0.161	0.195	0.038	1.402	1.286	1.283	1.405	1.282	1.324	
LTE Band 41	Front	0.714	0.108	0.243	0.146	0.221	0.026	1.065	1.081	1.043	1.103	0.983	1.107		
	Back	0.729	0.158	0.314	0.161	0.195	0.038	1.201	1.085	1.082	1.204	1.081	1.123		



### 16. Spot Check Verification Data Section

<Head SAR>

Band	Mode	Test Position	Gap (mm)	Antenna	Ch.	Freq. (MHz)	Original Model (FCC ID: IHDT56WB4)					Spot Check Model (FCC ID: IHDT56WB3)					Deviation
							Average Power (dBm)	Tune-Up Limit (dBm)	Duty Cycle %	Measured 1g SAR (W/kg)	Reported 1g SAR (W/kg)	Average Power (dBm)	Tune-Up Limit (dBm)	Duty Cycle %	Measured 1g SAR (W/kg)	Reported 1g SAR (W/kg)	
WLAN2.4GHz	802.11b 1Mbps	Left Cheek	0mm	Ant 1	11	2462	15.85	16.50	100.00	0.548	0.636	15.85	16.50	100.00	0.628	0.729	14.6%
WLAN2.4GHz	802.11b 1Mbps	Left Cheek	0mm	Ant 2	1	2412	15.90	16.50	100.00	0.045	0.052	15.90	16.50	100.00	0.048	0.055	5.8%
WLAN5GHz	802.11n-HT40 MCS0	Left Tilted	0mm	Ant 1	54	5270	14.79	15.00	89.62	0.396	0.464	14.79	15.00	89.62	0.369	0.432	-6.9%
WLAN5GHz	802.11n-HT40 MCS0	Right Cheek	0mm	Ant 2	54	5270	14.86	15.00	90.48	0.399	0.455	14.86	15.00	90.48	0.378	0.431	-5.3%
WLAN5GHz	802.11ac-VHT80 MCS0	Left Tilted	0mm	Ant 1	106	5530	14.91	15.00	86.51	0.527	0.622	14.91	15.00	86.51	0.524	0.618	-0.6%
WLAN5GHz	802.11ac-VHT80 MCS0	Right Tilted	0mm	Ant 2	106	5530	14.88	15.00	85.71	0.444	0.533	14.88	15.00	85.71	0.390	0.468	-12.2%
WLAN5GHz	802.11ac-VHT80 MCS0	Left Tilted	0mm	Ant 1	155	5775	14.63	15.00	86.51	0.525	0.661	14.63	15.00	86.51	0.471	0.593	-10.3%
WLAN5GHz	802.11ac-VHT80 MCS0	Right Tilted	0mm	Ant 2	155	5775	14.79	15.00	85.71	0.713	0.873	14.79	15.00	85.71	0.660	0.808	-7.4%

<Hotspot SAR>

Band	Mode	Test Position	Gap (mm)	Antenna	Ch.	Freq. (MHz)	Original Model (FCC ID: IHDT56WB4)					Spot Check Model (FCC ID: IHDT56WB3)					Deviation
							Average Power (dBm)	Tune-Up Limit (dBm)	Duty Cycle %	Measured 1g SAR (W/kg)	Reported 1g SAR (W/kg)	Average Power (dBm)	Tune-Up Limit (dBm)	Duty Cycle %	Measured 1g SAR (W/kg)	Reported 1g SAR (W/kg)	
WLAN2.4GHz	802.11b 1Mbps	Back	10mm	Ant 1	1	2412	15.90	16.50	100.00	0.138	0.158	15.90	16.50	100.00	0.124	0.142	-10.1%
WLAN2.4GHz	802.11b 1Mbps	Bottom side	10mm	Ant 2	11	2462	15.60	16.50	100.00	0.303	0.373	15.60	16.50	100.00	0.337	0.415	11.3%
WLAN5GHz	802.11a 6Mbps	Front	10mm	Ant 1	36	5180	18.16	19.00	94.16	0.109	0.140	18.16	19.00	94.16	0.119	0.153	9.3%
WLAN5GHz	802.11a 6Mbps	Back	10mm	Ant 2	36	5180	18.10	19.00	94.85	0.073	0.095	18.10	19.00	94.85	0.068	0.088	-7.4%
WLAN5GHz	802.11ac-VHT80 MCS0	Back	10mm	Ant 1	155	5775	18.18	19.00	86.51	0.100	0.140	18.18	19.00	86.51	0.095	0.133	-5.0%
WLAN5GHz	802.11ac-VHT80 MCS0	Top Side	10mm	Ant 2	155	5775	18.30	19.00	85.71	0.168	0.230	18.30	19.00	85.71	0.158	0.217	-5.7%

<Product specific SAR>

Band	Mode	Test Position	Gap (mm)	Antenna	Ch.	Freq. (MHz)	Original Model (FCC ID: IHDT56WB4)					Spot Check Model (FCC ID: IHDT56WB3)					Deviation
							Average Power (dBm)	Tune-Up Limit (dBm)	Duty Cycle %	Measured 10g SAR (W/kg)	Reported 10g SAR (W/kg)	Average Power (dBm)	Tune-Up Limit (dBm)	Duty Cycle %	Measured 10g SAR (W/kg)	Reported 10g SAR (W/kg)	
WLAN5GHz	802.11a 6Mbps	Front	0mm	Ant 1	64	5320	18.26	19.00	94.16	0.585	0.736	18.26	19.00	94.16	0.649	0.817	11.0%
WLAN5GHz	802.11a 6Mbps	Front	0mm	Ant 2	64	5320	18.13	19.00	94.85	0.718	0.925	18.13	19.00	94.85	0.606	0.780	-15.7%
WLAN5GHz	802.11ac-VHT80 MCS0	Front	0mm	Ant 1	138	5690	18.25	19.00	86.51	0.594	0.817	18.25	19.00	86.51	0.508	0.699	-14.4%
WLAN5GHz	802.11ac-VHT80 MCS0	Top Side	0mm	Ant 2	138	5690	18.00	19.00	85.71	1.000	1.469	18.00	19.00	85.71	0.946	1.390	-5.4%

<Body-Worn SAR>

Band	Mode	Test Position	Gap (mm)	Antenna	Ch.	Freq. (MHz)	Original Model (FCC ID: IHDT56WB4)					Spot Check Model (FCC ID: IHDT56WB3)					Deviation
							Average Power (dBm)	Tune-Up Limit (dBm)	Duty Cycle %	Measured 1g SAR (W/kg)	Reported 1g SAR (W/kg)	Average Power (dBm)	Tune-Up Limit (dBm)	Duty Cycle %	Measured 1g SAR (W/kg)	Reported 1g SAR (W/kg)	
WLAN2.4GHz	802.11b 1Mbps	Back	10mm	Ant 1	1	2412	15.90	16.50	100.00	0.138	0.158	15.90	16.50	100.00	0.124	0.142	-10.1%
WLAN2.4GHz	802.11b 1Mbps	Back	10mm	Ant 2	11	2462	15.60	16.50	100.00	0.255	0.314	15.60	16.50	100.00	0.296	0.364	15.9%
WLAN5GHz	802.11a 6Mbps	Front	10mm	Ant 1	64	5320	18.26	19.00	94.16	0.085	0.107	18.26	19.00	94.16	0.097	0.122	14.0%
WLAN5GHz	802.11a 6Mbps	Back	10mm	Ant 2	56	5280	18.00	19.00	94.85	0.147	0.195	18.00	19.00	94.85	0.127	0.169	-13.3%
WLAN5GHz	802.11ac-VHT80 MCS0	Back	10mm	Ant 1	138	5690	18.25	19.00	86.51	0.117	0.161	18.25	19.00	86.51	0.109	0.150	-6.8%
WLAN5GHz	802.11ac-VHT80 MCS0	Front	10mm	Ant 2	138	5690	18.00	19.00	85.71	0.133	0.195	18.00	19.00	85.71	0.142	0.209	7.2%
WLAN5GHz	802.11ac-VHT80 MCS0	Back	10mm	Ant 1	155	5775	18.18	19.00	86.51	0.1	0.140	18.18	19.00	86.51	0.095	0.133	-5.0%
WLAN5GHz	802.11ac-VHT80 MCS0	Front	10mm	Ant 2	155	5775	18.30	19.00	85.71	0.161	0.221	18.30	19.00	85.71	0.172	0.236	6.8%
Bluetooth	1Mbps	Back	10mm	Ant 1	78	2480	14.16	16.00	76.60	0.023	0.038	14.16	16.00	76.60	0.024	0.040	5.3%

Note:

The SAR verification of the worst configurations in 2.4GHz WLAN / Bluetooth and 5GHz WLAN is reported in this section, the deviation among the verification and the original results is within ±20% and justify the referenced SAR results are representative of the performance of this device



### 17. Supplemental tuner tests results

**General Note:**

- The following test procedure was followed to demonstrate that the SAR results in this report represent the appropriate SAR test conditions. For bands with dynamic tuning implemented, SAR will be measured according to the required FCC SAR test procedures with the dynamic tuner active to allow the device to automatically tune to the antenna state for the respective RF exposure test configurations. Additional single point SAR time-sweep measurements will be evaluated for other tuner states to determine that the other tuner configurations would result in equivalent or lower SAR values. The additional tuner hardware has no influence to the antenna characteristics, other than impedance matching.
- To evaluate all of the tuner states, the 144 tuner states are divided evenly among band, mode and exposure combinations so that at least one single point SAR measurement is measured in each configuration. Single point time-sweep measurements will be performed at the peak SAR location determined by the zoom scan of the configuration with the highest reported SAR for each combination. The tuner state will be established remotely so that the device is not moved for the entire series of single point SAR for the tuner states in each combination. The SAR probe will remain stationary at the same position throughout the entire series of single point measurements for each combination. The bands which are dynamically tuned are split into two separate antennas, so each antenna system will have its own test plan to cover the corresponding 144 tuner states.
- The operational decryption contains more information about the design and implementation of the dynamic antenna tuning.

#### 17.1 Supplemental Head SAR results

Mode	Service/ Modulation	Frequency (MHz)	Channel	RB Size	RB Offset	Test Position	Spacing	Measured 1g SAR (W/kg)	Average Value of Time Sweep (W/kg)									
									Auto-Tune (State 109)	Default (State 88)	1	21	41	61	81	101	121	141
WCDMA B5	RMC12.2Kbps	826.4	4132	N/A	N/A	Left Cheek	0 mm	0.286	0.338	0.232	0.016	0.122	0.057	0.203	0.101	0.125	0.183	0.288
Mode	Service/ Modulation	Frequency (MHz)	Channel	RB Size	RB Offset	Test Position	Spacing	Measured 1g SAR (W/kg)	Average Value of Time Sweep (W/kg)									
									Auto-Tune (State 108)	Default (State 88)	2	22	42	62	82	102	122	142
LTE B5	QPSK	836.5	20525	1	0	Right Cheek	0 mm	0.311	0.441	0.313	0.022	0.096	0.055	0.191	0.133	0.217	0.247	0.066
Mode	Service/ Modulation	Frequency (MHz)	Channel	RB Size	RB Offset	Test Position	Spacing	Measured 1g SAR (W/kg)	Average Value of Time Sweep (W/kg)									
									Auto-Tune (State 60)	Default (State 110)	3	23	43	63	83	103	123	143
LTE B7	QPSK	2535	21100	1	0	Right Cheek	0 mm	0.354	0.591	0.554	0.225	0.181	0.516	0.461	0.425	0.43	0.057	0.477
Mode	Service/ Modulation	Frequency (MHz)	Channel	RB Size	RB Offset	Test Position	Spacing	Measured 1g SAR (W/kg)	Average Value of Time Sweep (W/kg)									
									Auto-Tune (State 118)	Default (State 55)	4	24	44	64	84	104	124	144
LTE B12	QPSK	707.5	23095	1	0	Right Cheek	0 mm	0.212	0.299	0.251	0.145	0.116	0.123	0.14	0.141	0.119	0.171	0.114
Mode	Service/ Modulation	Frequency (MHz)	Channel	RB Size	RB Offset	Test Position	Spacing	Measured 1g SAR (W/kg)	Average Value of Time Sweep (W/kg)									
									Auto-Tune (State 118)	Default (State 55)	5	25	45	65	85	105	125	
LTE B17	QPSK	710	23790	1	0	Right Cheek	0 mm	0.214	0.309	0.258	0.137	0.115	0.119	0.114	0.133	0.119	0.176	
Mode	Service/ Modulation	Frequency (MHz)	Channel	RB Size	RB Offset	Test Position	Spacing	Measured 1g SAR (W/kg)	Average Value of Time Sweep (W/kg)									
									Auto-Tune (State 109)	Default (State 55)	6	26	46	66	86	106	126	
LTE B26	QPSK	831.5	26865	1	0	Left Cheek	0 mm	0.347	0.401	0.126	0.09	0.062	0.034	0.019	0.212	0.297	0.137	
Mode	Service/ Modulation	Frequency (MHz)	Channel	RB Size	RB Offset	Test Position	Spacing	Measured 1g SAR (W/kg)	Average Value of Time Sweep (W/kg)									
									Auto-Tune (State 22)	Default (State 55)	7	27	47	67	87	107	127	
LTE B38	QPSK	2580	37850	1	0	Right Cheek	0 mm	0.167	0.291	0.228	0.197	0.171	0.099	0.166	0.251	0.257	0.261	
Mode	Service/ Modulation	Frequency (MHz)	Channel	RB Size	RB Offset	Test Position	Spacing	Measured 1g SAR (W/kg)	Average Value of Time Sweep (W/kg)									
									Auto-Tune (State 22)	Default (State 55)	8	28	48	68	88	108	128	
LTE B41	QPSK	2608	40770	1	0	Right Cheek	0 mm	0.148	0.268	0.231	0.223	0.199	0.136	0.211	0.217	0.221	0.229	
Mode	Service/ Modulation	Frequency (MHz)	Channel	RB Size	RB Offset	Test Position	Spacing	Measured 1g SAR (W/kg)	Average Value of Time Sweep (W/kg)									
									Auto-Tune (State 109)	Default (State 55)	9	29	49	69	89	109	129	
CDMA BC0	1xRTT RC3 SO55	824.7	1013	N/A	N/A	Right Cheek	0 mm	0.38	0.527	0.16	0.15	0.159	0.077	0.369	0.375	0.521	0.014	
Mode	Service/ Modulation	Frequency (MHz)	Channel	RB Size	RB Offset	Test Position	Spacing	Measured 1g SAR (W/kg)	Average Value of Time Sweep (W/kg)									
									Auto-Tune (State 37)	Default (State 55)	10	30	50	70	90	110	130	
CDMA BC10	1xRTT RC3 SO55	820.5	580	N/A	N/A	Right Cheek	0 mm	0.355	0.491	0.15	0.142	0.124	0.088	0.471	0.261	0.476	0.017	



**17.2 Supplemental Body SAR results**

Mode	Service/Modulation	Frequency (MHz)	Channel	RB Size	RB Offset	Test Position	Spacing	Measured 1g SAR (W/kg)	Average Value of Time Sweep (W/kg)								
									Auto-Tune (State 88)	Default (State 88)	11	31	51	71	91	111	131
WCDMA B5	RMC12.2Kbps	846.6	4233	N/A	N/A	Back	10 mm	0.776	1.412	1.409	0.694	1.191	0.236	0.69	0.767	0.388	0.177
Mode	Service/Modulation	Frequency (MHz)	Channel	RB Size	RB Offset	Test Position	Spacing	Measured 1g SAR (W/kg)	Average Value of Time Sweep (W/kg)								
LTE B5	QPSK	836.5	20525	1	0	Back	10 mm	0.836	1.611	1.492	0.922	1.289	0.463	0.279	0.743	0.393	0.288
Mode	Service/Modulation	Frequency (MHz)	Channel	RB Size	RB Offset	Test Position	Spacing	Measured 1g SAR (W/kg)	Average Value of Time Sweep (W/kg)								
LTE B7	QPSK	2535	21100	1	0	Front	10 mm	0.807	1.526	1.368	1.287	1.235	1.004	0.224	1.214	1.031	0.796
Mode	Service/Modulation	Frequency (MHz)	Channel	RB Size	RB Offset	Test Position	Spacing	Measured 1g SAR (W/kg)	Average Value of Time Sweep (W/kg)								
LTE B12	QPSK	707.5	23095	1	0	Front	10 mm	0.75	1.313	1.082	0.488	0.134	1.073	0.093	0.112	0.764	0.591
Mode	Service/Modulation	Frequency (MHz)	Channel	RB Size	RB Offset	Test Position	Spacing	Measured 1g SAR (W/kg)	Average Value of Time Sweep (W/kg)								
LTE B17	QPSK	710	23790	1	0	Front	10 mm	0.743	1.324	1.116	0.521	0.141	1.113	0.115	0.019	0.301	0.467
Mode	Service/Modulation	Frequency (MHz)	Channel	RB Size	RB Offset	Test Position	Spacing	Measured 1g SAR (W/kg)	Average Value of Time Sweep (W/kg)								
LTE B26	QPSK	831.5	26865	1	0	Back	10 mm	0.861	1.606	1.308	1.264	1.604	0.664	0.345	0.151	0.442	0.797
Mode	Service/Modulation	Frequency (MHz)	Channel	RB Size	RB Offset	Test Position	Spacing	Measured 1g SAR (W/kg)	Average Value of Time Sweep (W/kg)								
LTE B38	QPSK	2610	38150	1	0	Front	10 mm	0.634	1.243	1.104	0.035	1.094	1.138	0.636	0.615	0.288	0.939
Mode	Service/Modulation	Frequency (MHz)	Channel	RB Size	RB Offset	Test Position	Spacing	Measured 1g SAR (W/kg)	Average Value of Time Sweep (W/kg)								
LTE B41	QPSK	2645	41140	1	0	Back	10 mm	0.481	0.993	0.948	0.369	0.931	0.957	0.456	0.484	0.471	0.687
Mode	Service/Modulation	Frequency (MHz)	Channel	RB Size	RB Offset	Test Position	Spacing	Measured 1g SAR (W/kg)	Average Value of Time Sweep (W/kg)								
CDMA BC0	1xRTT RC3 SO52	848.31	777	N/A	N/A	Back	10 mm	0.818	1.483	1.479	0.764	0.261	0.798	0.836	0.797	0.534	1.124
Mode	Service/Modulation	Frequency (MHz)	Channel	RB Size	RB Offset	Test Position	Spacing	Measured 1g SAR (W/kg)	Average Value of Time Sweep (W/kg)								
CDMA BC10	1xRTT RC3 SO52	820.5	580	N/A	N/A	Back	10 mm	0.782	1.413	1.056	0.921	0.369	0.963	0.502	0.428	0.661	1.34

Test Engineer : Mood Huang Galen Chang Steven Chang Kurt Liu Bevis Chang and Tom Jiang

## 18. Uncertainty Assessment

The component of uncertainty may generally be categorized according to the methods used to evaluate them. The evaluation of uncertainty by the statistical analysis of a series of observations is termed a Type A evaluation of uncertainty. The evaluation of uncertainty by means other than the statistical analysis of a series of observation is termed a Type B evaluation of uncertainty. Each component of uncertainty, however evaluated, is represented by an estimated standard deviation, termed standard uncertainty, which is determined by the positive square root of the estimated variance.

A Type A evaluation of standard uncertainty may be based on any valid statistical method for treating data. This includes calculating the standard deviation of the mean of a series of independent observations; using the method of least squares to fit a curve to the data in order to estimate the parameter of the curve and their standard deviations; or carrying out an analysis of variance in order to identify and quantify random effects in certain kinds of measurement.

A type B evaluation of standard uncertainty is typically based on scientific judgment using all of the relevant information available. These may include previous measurement data, experience, and knowledge of the behavior and properties of relevant materials and instruments, manufacture’s specification, data provided in calibration reports and uncertainties assigned to reference data taken from handbooks. Broadly speaking, the uncertainty is either obtained from an outdoor source or obtained from an assumed distribution, such as the normal distribution, rectangular or triangular distributions indicated in table below.

Uncertainty Distributions	Normal	Rectangular	Triangular	U-Shape
Multi-plying Factor <sup>(a)</sup>	1/k <sup>(b)</sup>	1/√3	1/√6	1/√2

(a) standard uncertainty is determined as the product of the multiplying factor and the estimated range of variations in the measured quantity

(b)  $\kappa$  is the coverage factor

**Table 18.1. Standard Uncertainty for Assumed Distribution**

The combined standard uncertainty of the measurement result represents the estimated standard deviation of the result. It is obtained by combining the individual standard uncertainties of both Type A and Type B evaluation using the usual “root-sum-squares” (RSS) methods of combining standard deviations by taking the positive square root of the estimated variances.

Expanded uncertainty is a measure of uncertainty that defines an interval about the measurement result within which the measured value is confidently believed to lie. It is obtained by multiplying the combined standard uncertainty by a coverage factor. Typically, the coverage factor ranges from 2 to 3. Using a coverage factor allows the true value of a measured quantity to be specified with a defined probability within the specified uncertainty range. For purpose of this document, a coverage factor two is used, which corresponds to confidence interval of about 95 %. The DASY uncertainty Budget is shown in the following tables.

Error Description	Uncertainty Value (±%)	Probability	Divisor	(Ci) 1g	(Ci) 10g	Standard Uncertainty (1g) (±%)	Standard Uncertainty (10g) (±%)
<b>Measurement System</b>							
Probe Calibration	6.00	N	1	1	1	6.0	6.0
Axial Isotropy	4.70	R	1.732	0.7	0.7	1.9	1.9
Hemispherical Isotropy	9.60	R	1.732	0.7	0.7	3.9	3.9
Boundary Effects	1.00	R	1.732	1	1	0.6	0.6
Linearity	4.70	R	1.732	1	1	2.7	2.7
System Detection Limits	1.00	R	1.732	1	1	0.6	0.6
Modulation Response	4.68	R	1.732	1	1	2.7	2.7
Readout Electronics	0.30	N	1	1	1	0.3	0.3
Response Time	0.00	R	1.732	1	1	0.0	0.0
Integration Time	2.60	R	1.732	1	1	1.5	1.5
RF Ambient Noise	3.00	R	1.732	1	1	1.7	1.7
RF Ambient Reflections	3.00	R	1.732	1	1	1.7	1.7
Probe Positioner	0.40	R	1.732	1	1	0.2	0.2
Probe Positioning	2.90	R	1.732	1	1	1.7	1.7
Max. SAR Eval.	2.00	R	1.732	1	1	1.2	1.2
<b>Test Sample Related</b>							
Device Positioning	3.03	N	1	1	1	3.0	3.0
Device Holder	3.60	N	1	1	1	3.6	3.6
Power Drift	5.00	R	1.732	1	1	2.9	2.9
Power Scaling	0.00	R	1.732	1	1	0.0	0.0
<b>Phantom and Setup</b>							
Phantom Uncertainty	6.10	R	1.732	1	1	3.5	3.5
SAR correction	0.00	R	1.732	1	0.84	0.0	0.0
Liquid Conductivity Repeatability	0.03	N	1	0.78	0.71	0.0	0.0
Liquid Conductivity (target)	5.00	R	1.732	0.78	0.71	2.3	2.0
Liquid Conductivity (mea.)	2.50	R	1.732	0.78	0.71	1.1	1.0
Temp. unc. - Conductivity	3.68	R	1.732	0.78	0.71	1.7	1.5
Liquid Permittivity Repeatability	0.02	N	1	0.23	0.26	0.0	0.0
Liquid Permittivity (target)	5.00	R	1.732	0.23	0.26	0.7	0.8
Liquid Permittivity (mea.)	2.50	R	1.732	0.23	0.26	0.3	0.4
Temp. unc. - Permittivity	0.84	R	1.732	0.23	0.26	0.1	0.1
<b>Combined Std. Uncertainty</b>						11.6%	11.6%
<b>Coverage Factor for 95 %</b>						K=2	K=2
<b>Expanded STD Uncertainty</b>						23.2%	23.1%

**Table 18.2. Uncertainty Budget for frequency range 300 MHz to 3 GHz**

Error Description	Uncertainty Value (±%)	Probability	Divisor	(Ci) 1g	(Ci) 10g	Standard Uncertainty (1g) (±%)	Standard Uncertainty (10g) (±%)
<b>Measurement System</b>							
Probe Calibration	6.55	N	1	1	1	6.6	6.6
Axial Isotropy	4.70	R	1.732	0.7	0.7	1.9	1.9
Hemispherical Isotropy	9.60	R	1.732	0.7	0.7	3.9	3.9
Boundary Effects	2.00	R	1.732	1	1	1.2	1.2
Linearity	4.70	R	1.732	1	1	2.7	2.7
System Detection Limits	1.00	R	1.732	1	1	0.6	0.6
Modulation Response	4.68	R	1.732	1	1	2.7	2.7
Readout Electronics	0.30	N	1	1	1	0.3	0.3
Response Time	0.00	R	1.732	1	1	0.0	0.0
Integration Time	2.60	R	1.732	1	1	1.5	1.5
RF Ambient Noise	3.00	R	1.732	1	1	1.7	1.7
RF Ambient Reflections	3.00	R	1.732	1	1	1.7	1.7
Probe Positioner	0.40	R	1.732	1	1	0.2	0.2
Probe Positioning	6.70	R	1.732	1	1	3.9	3.9
Max. SAR Eval.	4.00	R	1.732	1	1	2.3	2.3
<b>Test Sample Related</b>							
Device Positioning	3.03	N	1	1	1	3.0	3.0
Device Holder	3.60	N	1	1	1	3.6	3.6
Power Drift	5.00	R	1.732	1	1	2.9	2.9
Power Scaling	0.00	R	1.732	1	1	0.0	0.0
<b>Phantom and Setup</b>							
Phantom Uncertainty	6.60	R	1.732	1	1	3.8	3.8
SAR correction	0.00	R	1.732	1	0.84	0.0	0.0
Liquid Conductivity Repeatability	0.03	N	1	0.78	0.71	0.0	0.0
Liquid Conductivity (target)	5.00	R	1.732	0.78	0.71	2.3	2.0
Liquid Conductivity (mea.)	2.50	R	1.732	0.78	0.71	1.1	1.0
Temp. unc. - Conductivity	3.68	R	1.732	0.78	0.71	1.7	1.5
Liquid Permittivity Repeatability	0.02	N	1	0.23	0.26	0.0	0.0
Liquid Permittivity (target)	5.00	R	1.732	0.23	0.26	0.7	0.8
Liquid Permittivity (mea.)	2.50	R	1.732	0.23	0.26	0.3	0.4
Temp. unc. - Permittivity	0.84	R	1.732	0.23	0.26	0.1	0.1
<b>Combined Std. Uncertainty</b>						12.7%	12.6%
<b>Coverage Factor for 95 %</b>						K=2	K=2
<b>Expanded STD Uncertainty</b>						25.4%	25.3%

**Table 18.3. Uncertainty Budget for frequency range 3 GHz to 6 GHz**



## **19. References**

- [1] FCC 47 CFR Part 2 "Frequency Allocations and Radio Treaty Matters; General Rules and Regulations"
- [2] ANSI/IEEE Std. C95.1-1992, "IEEE Standard for Safety Levels with Respect to Human Exposure to Radio Frequency Electromagnetic Fields, 3 kHz to 300 GHz", September 1992
- [3] IEEE Std. 1528-2013, "IEEE Recommended Practice for Determining the Peak Spatial-Average Specific Absorption Rate (SAR) in the Human Head from Wireless Communications Devices: Measurement Techniques", Sep 2013
- [4] SPEAG DASY System Handbook
- [5] FCC KDB 248227 D01 v02r02, "SAR Guidance for IEEE 802.11 (WiFi) Transmitters", Oct 2015.
- [6] FCC KDB 447498 D01 v06, "Mobile and Portable Device RF Exposure Procedures and Equipment Authorization Policies", Oct 2015
- [7] FCC KDB 648474 D04 v01r03, "SAR Evaluation Considerations for Wireless Handsets", Oct 2015.
- [8] FCC KDB 941225 D01 v03r01, "3G SAR MEAUREMENT PROCEDURES", Oct 2015
- [9] FCC KDB 941225 D05 v02r05, "SAR Evaluation Considerations for LTE Devices", Dec 2015
- [10] FCC KDB 941225 D05A v01r02, "Rel. 10 LTE SAR Test Guidance and KDB Inquiries", Oct 2015
- [11] FCC KDB 941225 D06 v02r01, "SAR Evaluation Procedures for Portable Devices with Wireless Router Capabilities", Oct 2015.
- [12] FCC KDB 616217 D04 v01r02, "SAR Evaluation Considerations for Laptop, Notebook, Netbook and Tablet Computers", Oct 2015
- [13] FCC KDB 865664 D01 v01r04, "SAR Measurement Requirements for 100 MHz to 6 GHz", Aug 2015.
- [14] FCC KDB 865664 D02 v01r02, "RF Exposure Compliance Reporting and Documentation Considerations" Oct 2015.