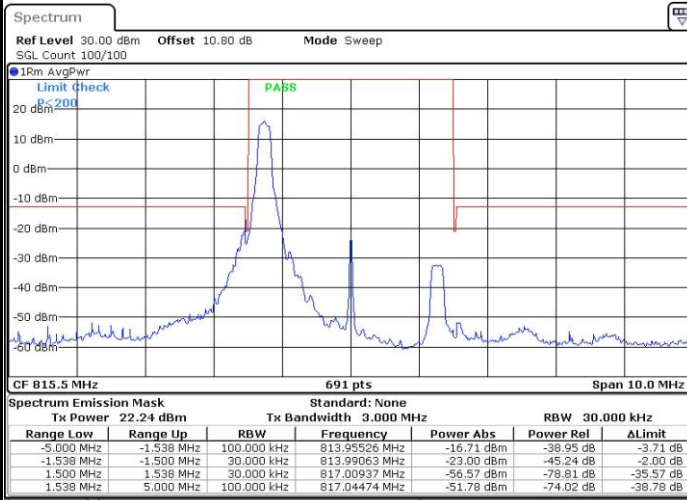




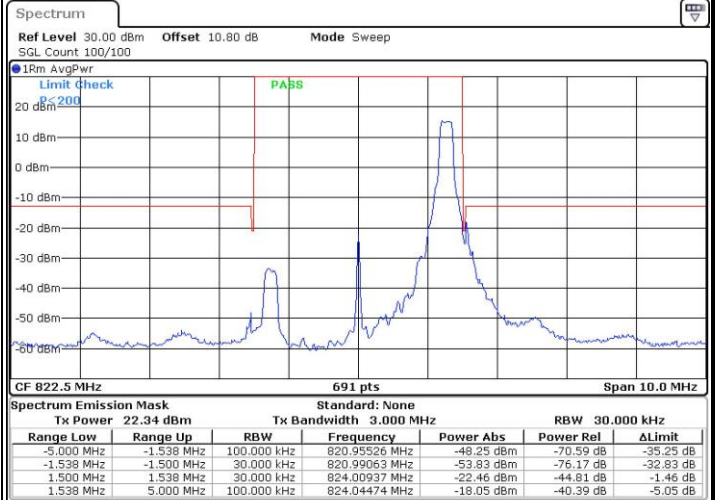
LTE Band 26 / 3MHz / QPSK

Lowest Band Edge / 1RB



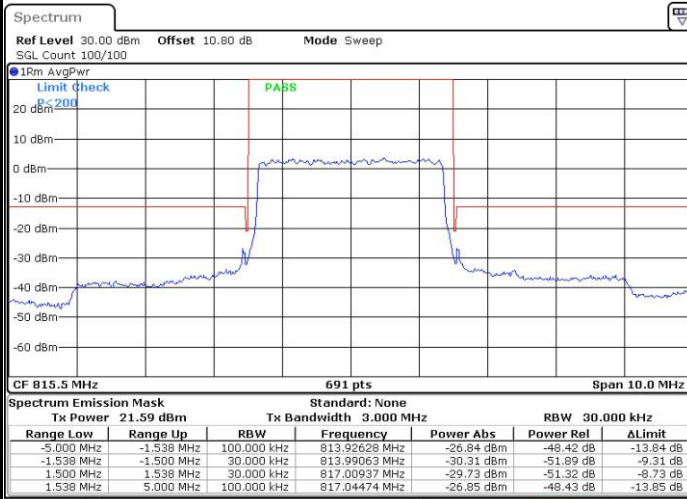
Date: 23 APR 2017 17:08:28

Highest Band Edge / 1 RB



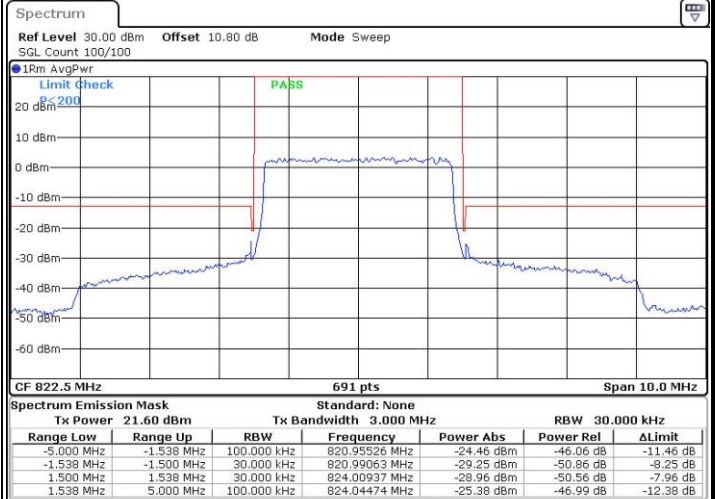
Date: 23 APR 2017 17:13:07

Lowest Band Edge / Full RB



Date: 23 APR 2017 17:10:48

Highest Band Edge / Full RB

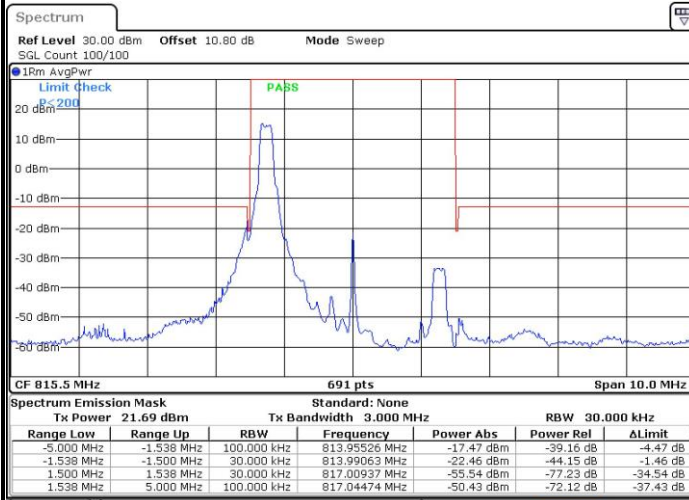


Date: 23 APR 2017 17:15:26



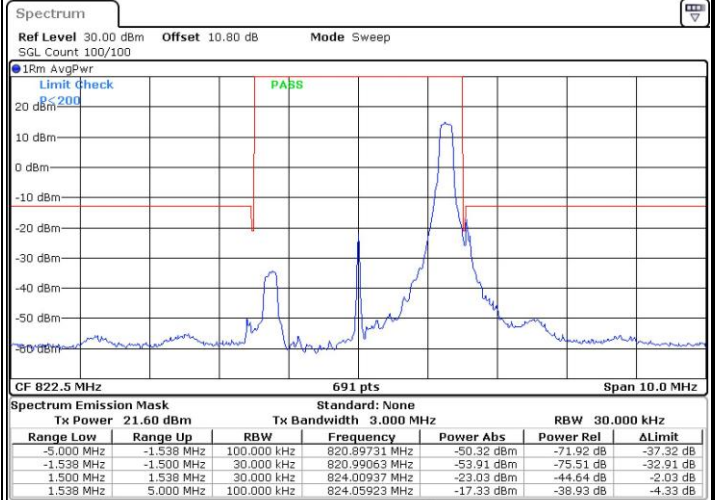
LTE Band 26 / 3MHz / 16QAM

Lowest Band Edge / 1 RB



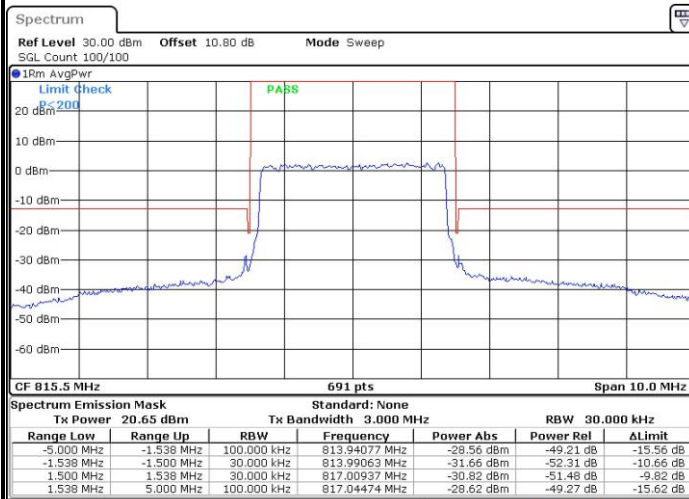
Date: 23 APR 2017 17:09:38

Highest Band Edge / 1 RB



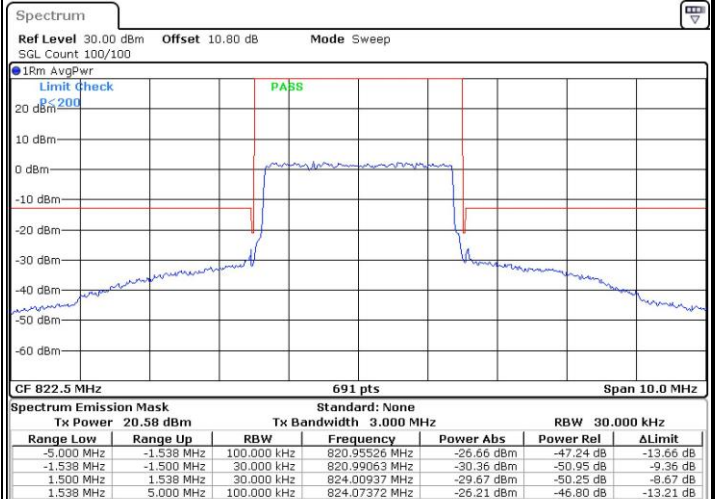
Date: 23 APR 2017 17:14:17

Lowest Band Edge / Full RB



Date: 23 APR 2017 17:11:57

Highest Band Edge / Full RB

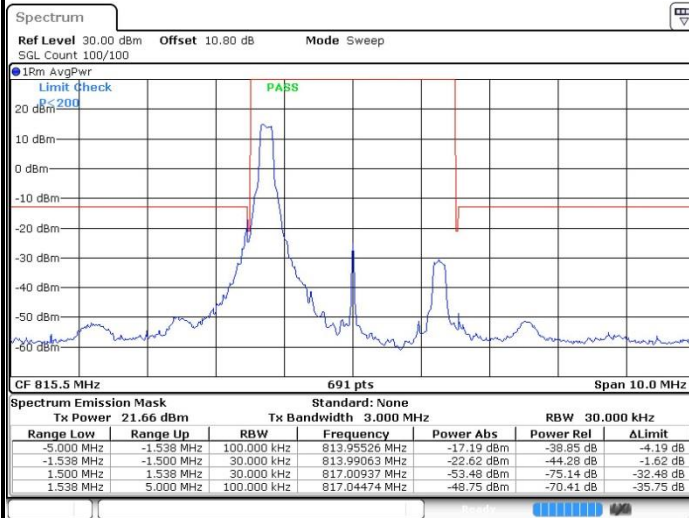


Date: 23 APR 2017 17:16:36



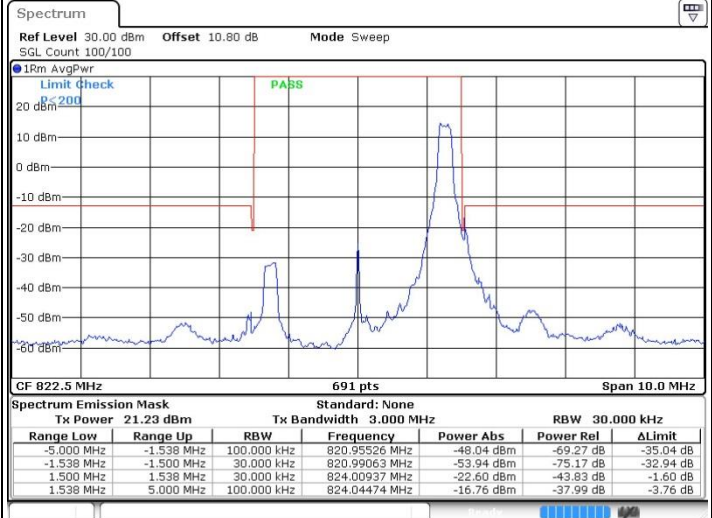
LTE Band 26 / 3MHz / 64QAM

Lowest Band Edge / 1 RB



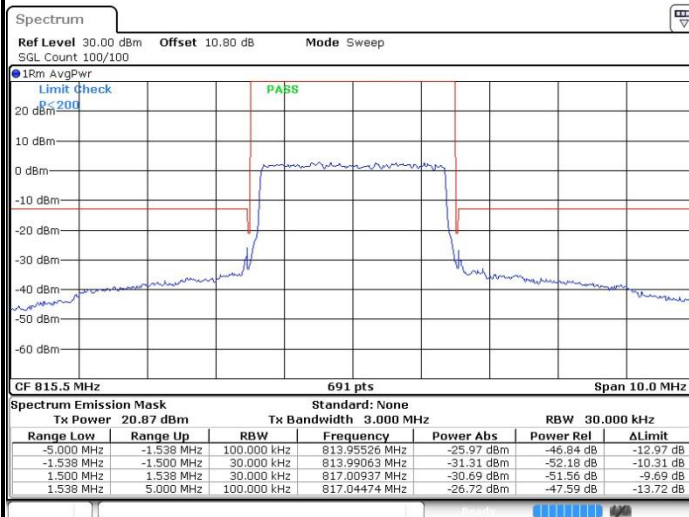
Date: 28 APR 2017 22:05:08

Highest Band Edge / 1 RB



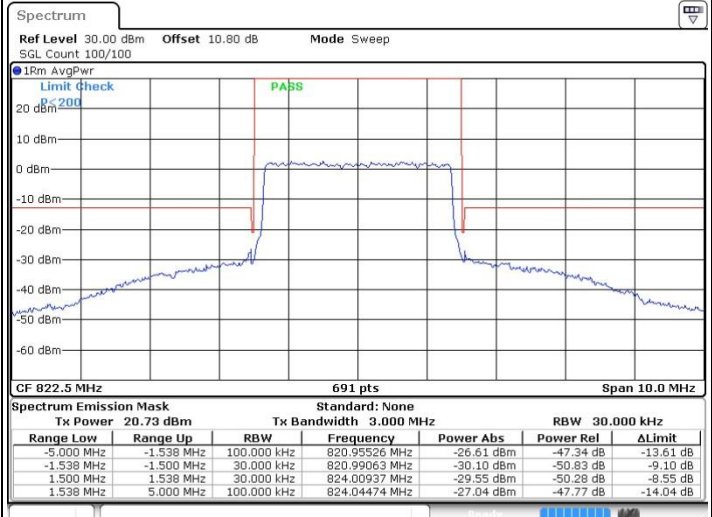
Date: 28 APR 2017 22:07:27

Lowest Band Edge / Full RB



Date: 28 APR 2017 22:06:18

Highest Band Edge / Full RB

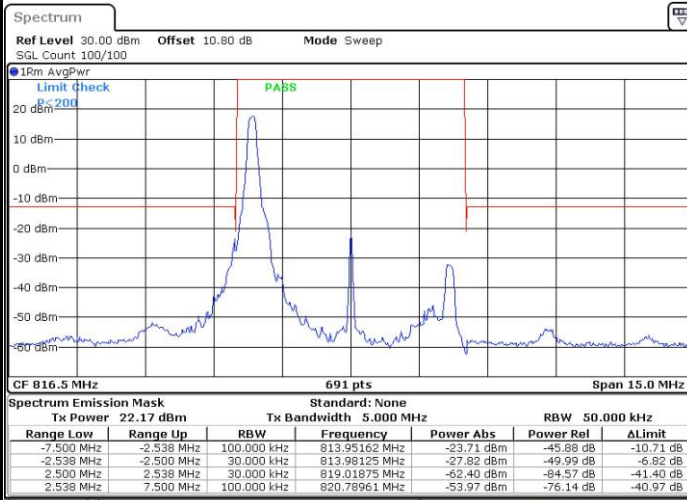


Date: 28 APR 2017 22:08:37



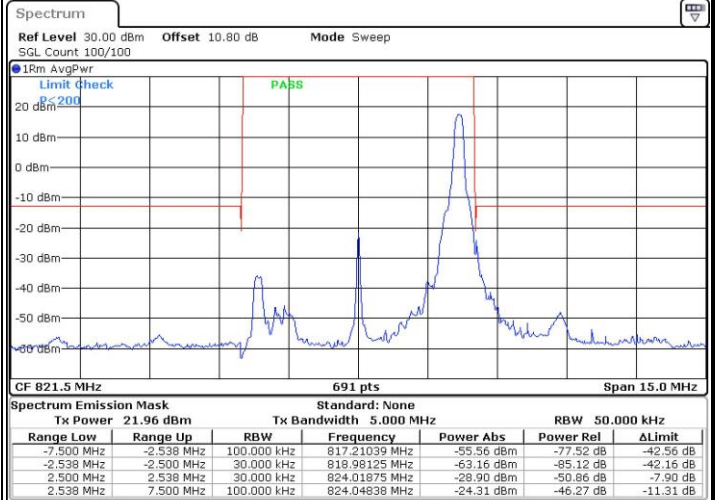
LTE Band 26 / 5MHz / QPSK

Lowest Band Edge / 1 RB



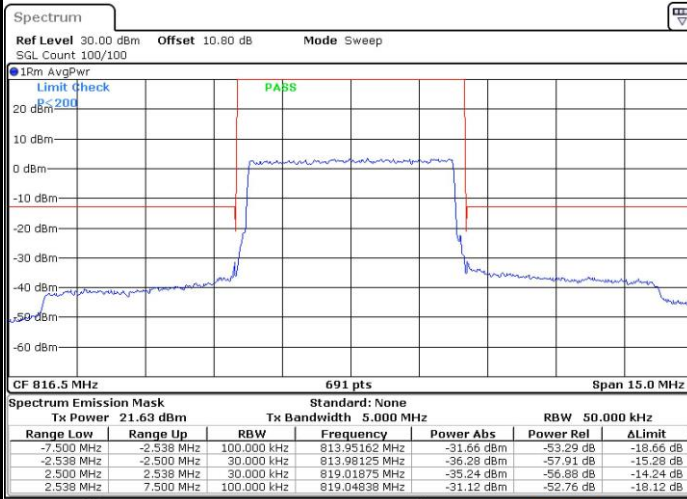
Date: 23 APR 2017 17:17:45

Highest Band Edge / 1 RB



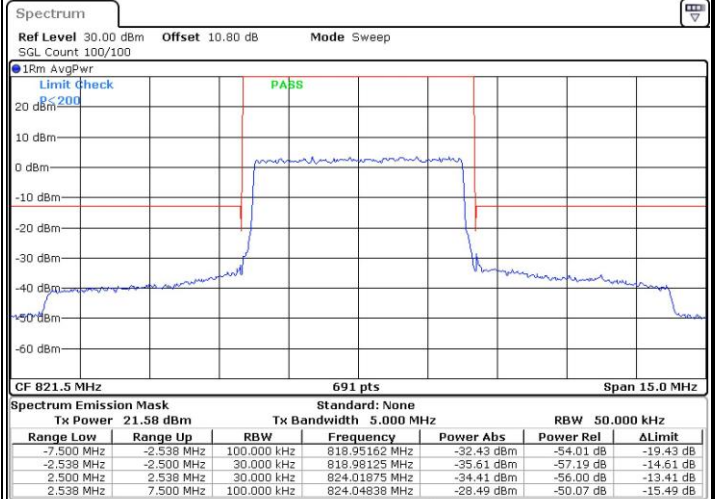
Date: 23 APR 2017 17:22:23

Lowest Band Edge / Full RB



Date: 23 APR 2017 17:20:04

Highest Band Edge / Full RB

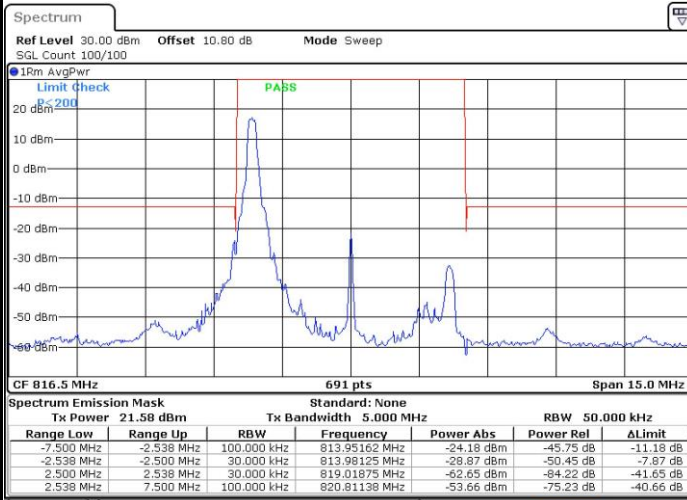


Date: 23 APR 2017 17:24:41



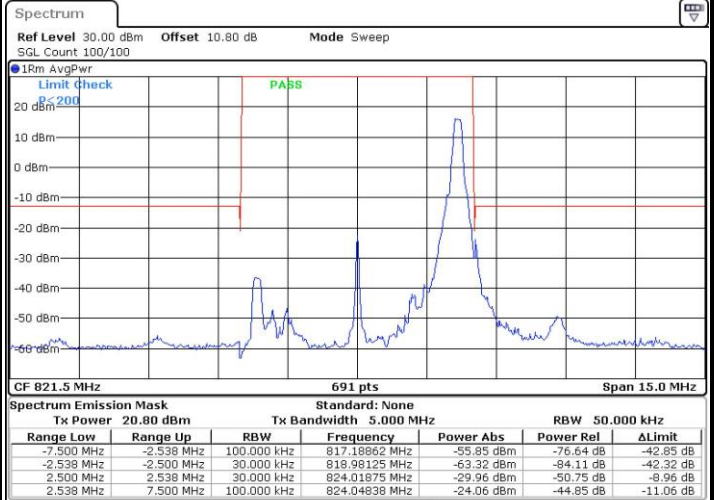
LTE Band 26 / 5MHz / 16QAM

Lowest Band Edge / 1RB



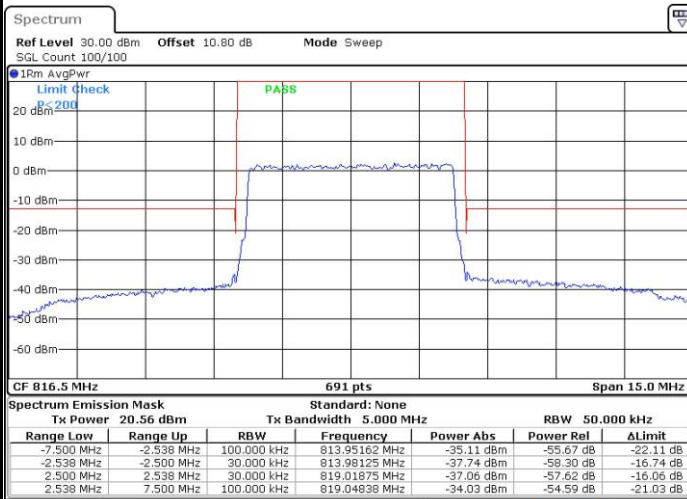
Date: 23 APR 2017 17:18:55

Highest Band Edge / 1 RB



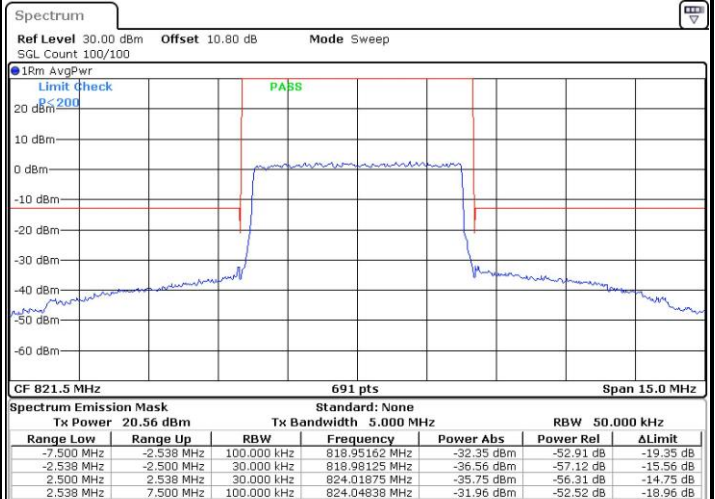
Date: 23 APR 2017 17:23:32

Lowest Band Edge / Full RB



Date: 23 APR 2017 17:21:13

Highest Band Edge / Full RB

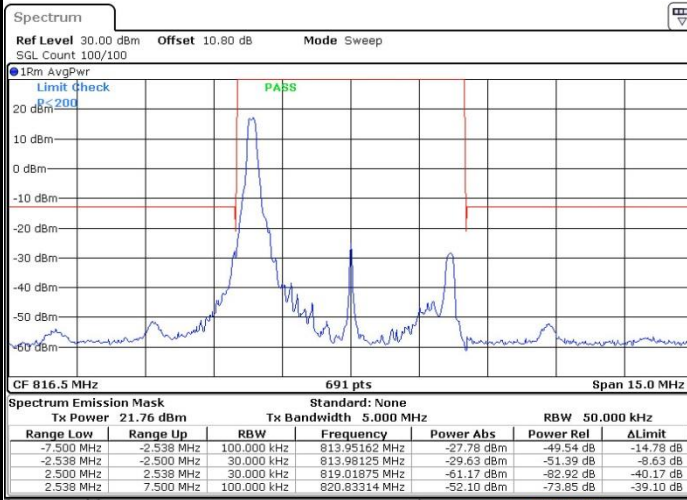


Date: 23 APR 2017 17:25:51



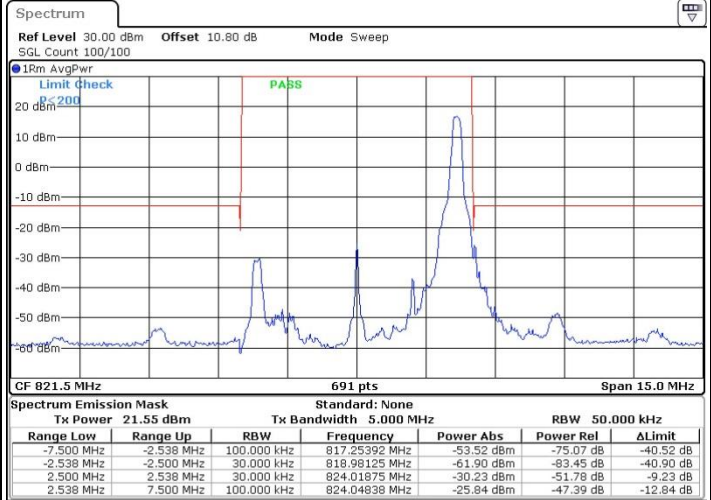
LTE Band 26 / 5MHz / 64QAM

Lowest Band Edge / 1RB



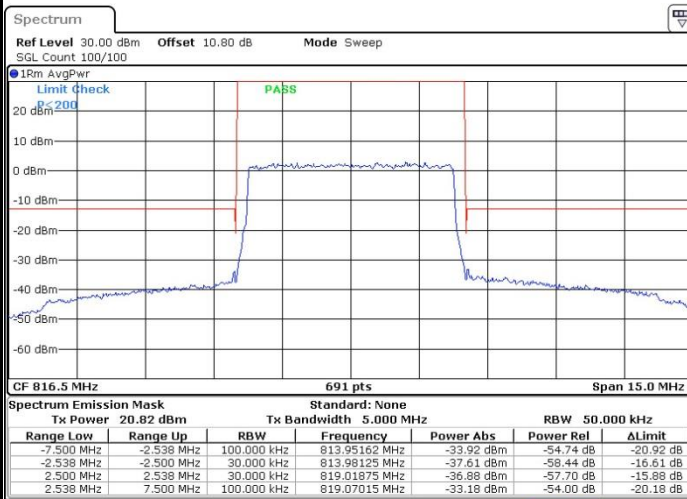
Date: 28 APR 2017 22:09:46

Highest Band Edge / 1 RB



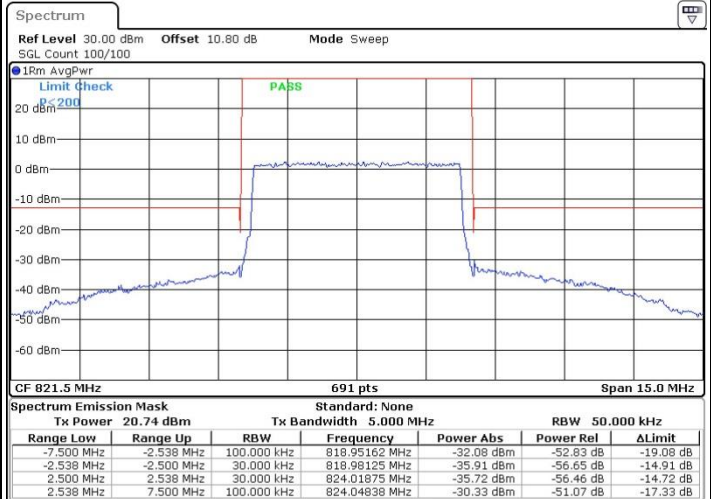
Date: 28 APR 2017 22:12:05

Lowest Band Edge / Full RB



Date: 28 APR 2017 22:10:56

Highest Band Edge / Full RB

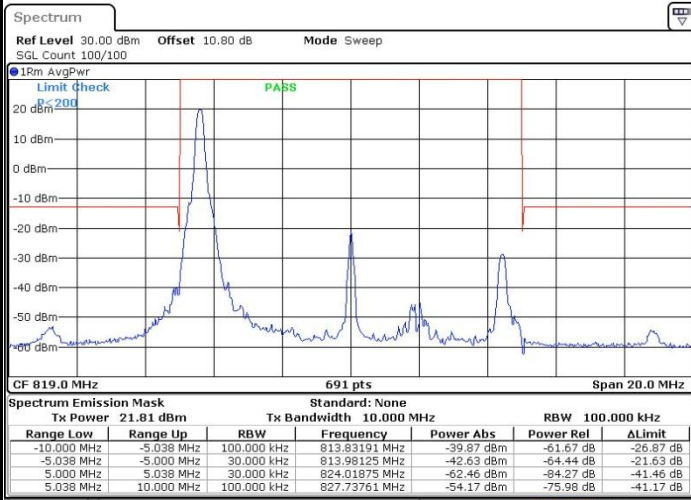


Date: 28 APR 2017 22:13:15



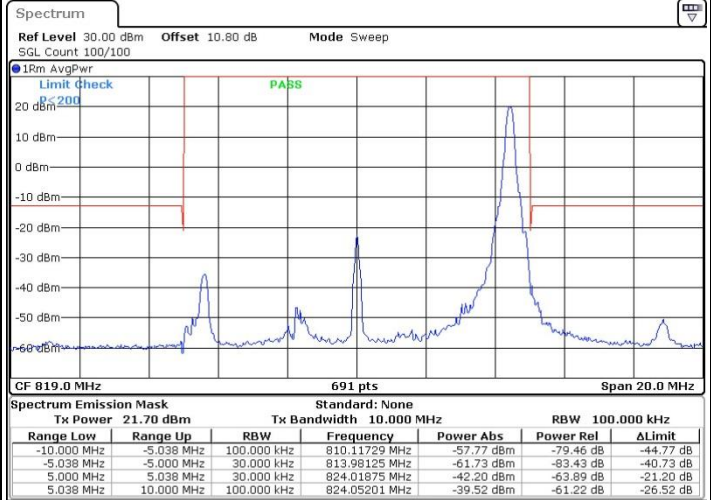
LTE Band 26 / 10MHz / QPSK

Lowest Band Edge / 1 RB



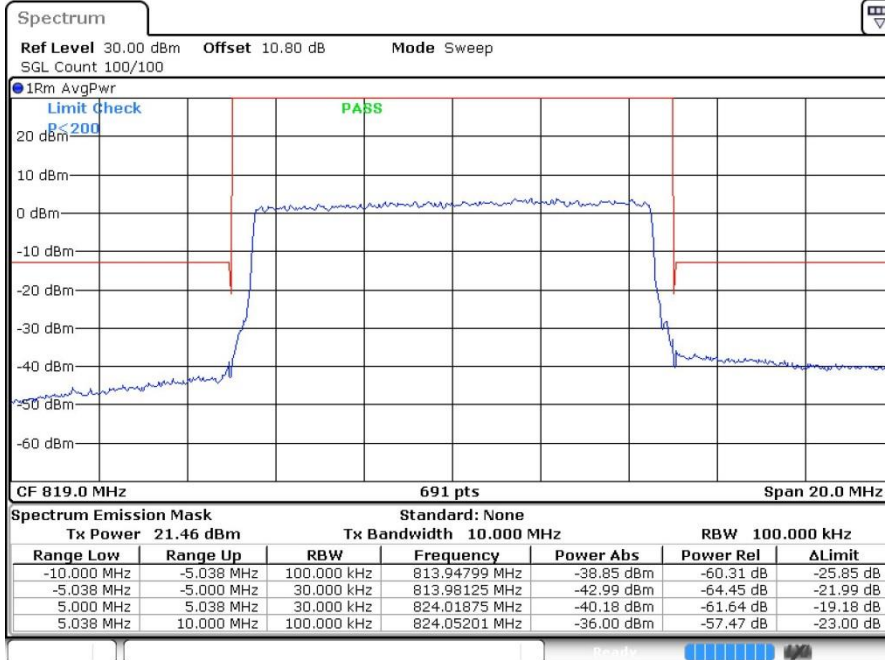
Date: 23 APR 2017 17:27:00

Highest Band Edge / 1 RB



Date: 23 APR 2017 17:29:19

Band Edge / Full RB

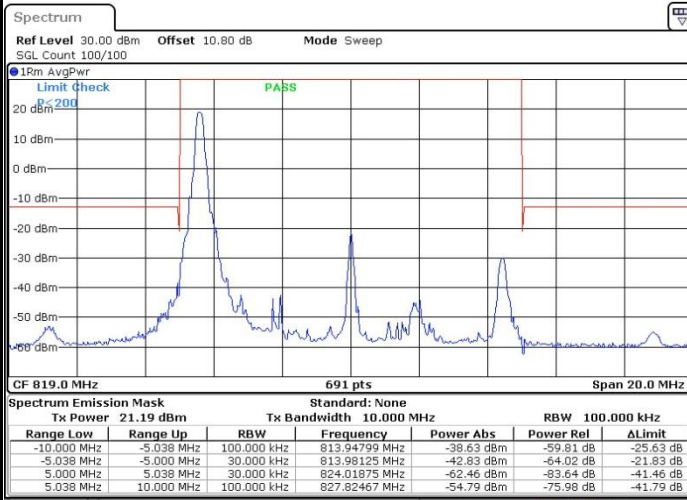


Date: 23 APR 2017 17:31:37



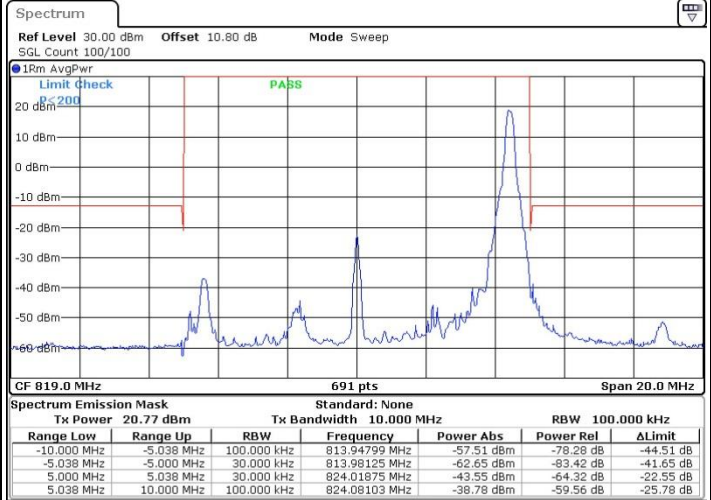
LTE Band 26 / 10MHz / 16QAM

Lowest Band Edge / 1 RB



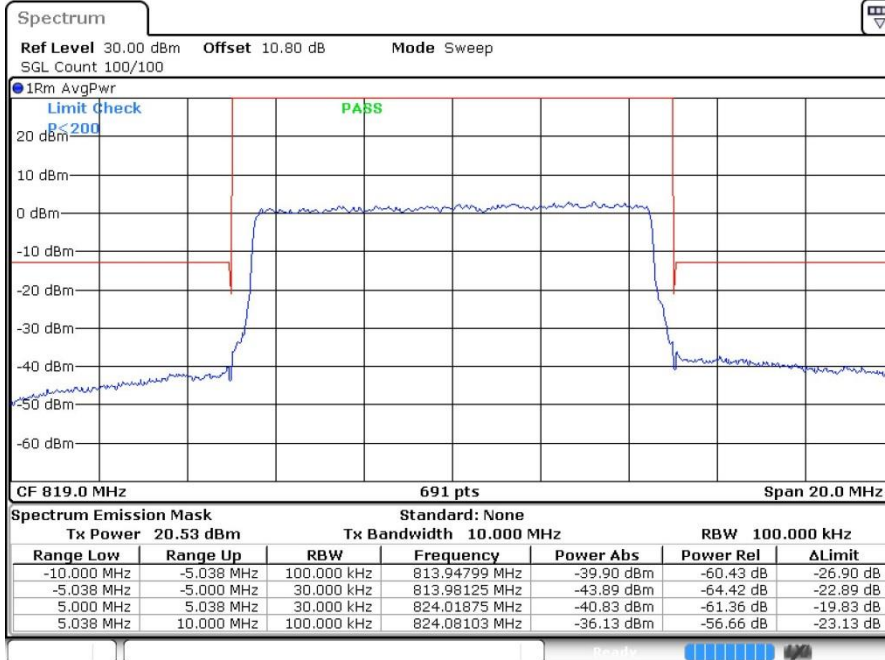
Date: 23 APR 2017 17:28:09

Highest Band Edge / 1 RB



Date: 23 APR 2017 17:30:28

Band Edge / Full RB

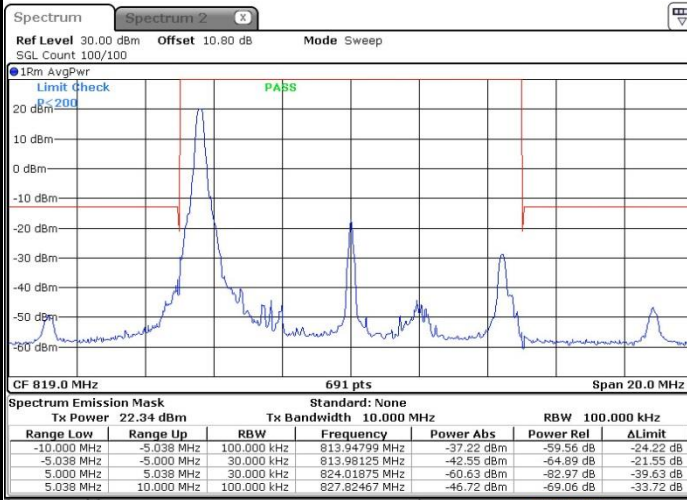


Date: 23.APR.2017 17:32:46



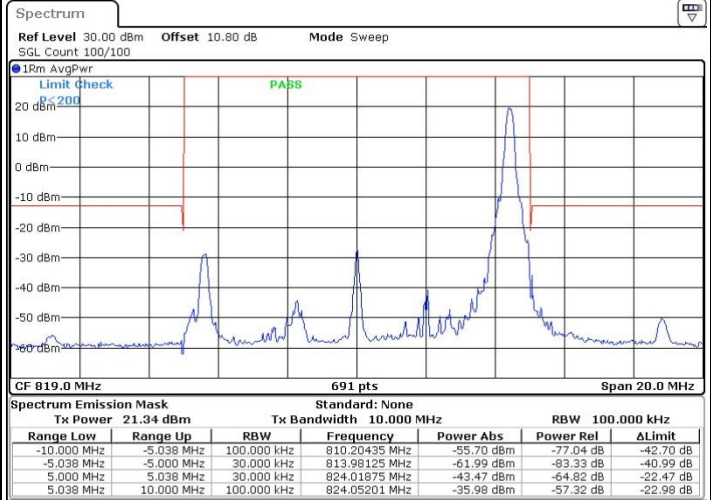
LTE Band 26 / 10MHz / 64QAM

Lowest Band Edge / 1 RB



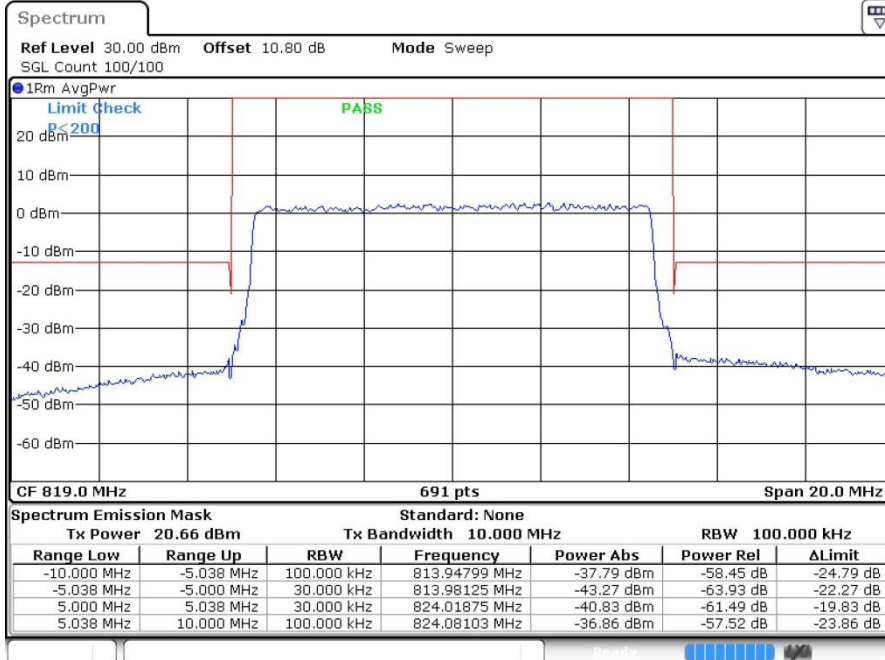
Date: 8 MAY 2017 20:10:52

Highest Band Edge / 1 RB



Date: 28 APR 2017 22:15:34

Band Edge / Full RB

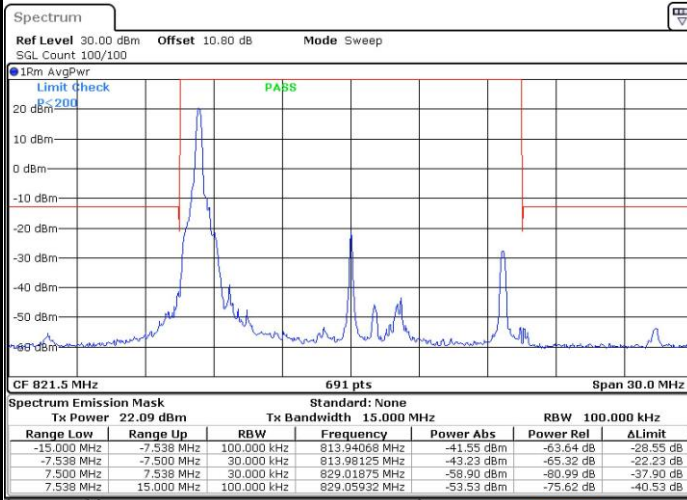


Date: 28 APR 2017 22:16:43



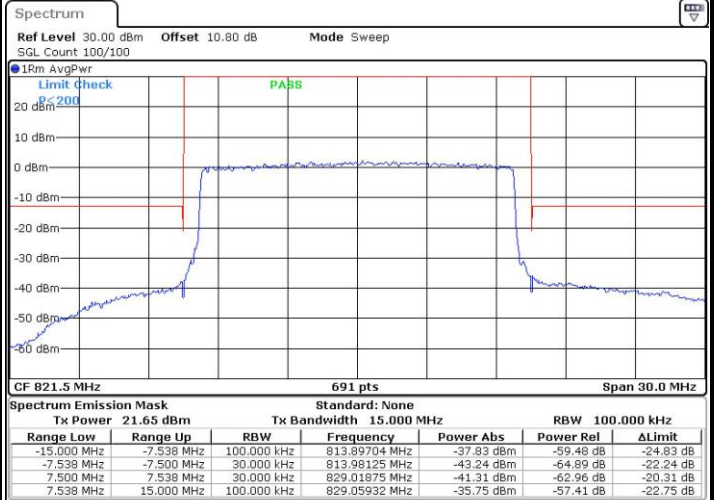
LTE Band 26 / 15MHz QPSK

Lowest Band Edge / 1 RB



Date: 23 APR 2017 17:33:56

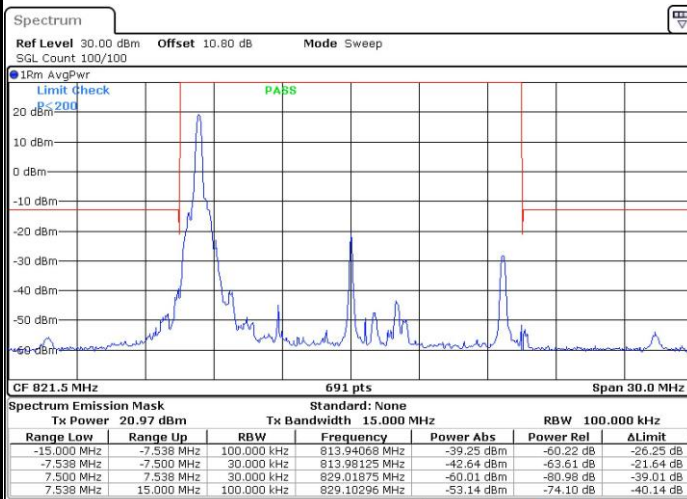
Lowest Band Edge / Full RB



Date: 23 APR 2017 17:38:33

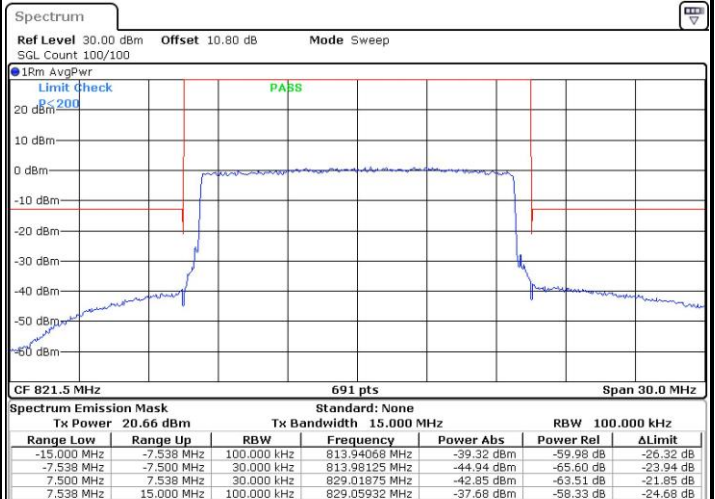
LTE Band 26 / 15MHz 16QAM

Lowest Band Edge / 1 RB



Date: 23 APR 2017 17:35:05

Lowest Band Edge / Full RB

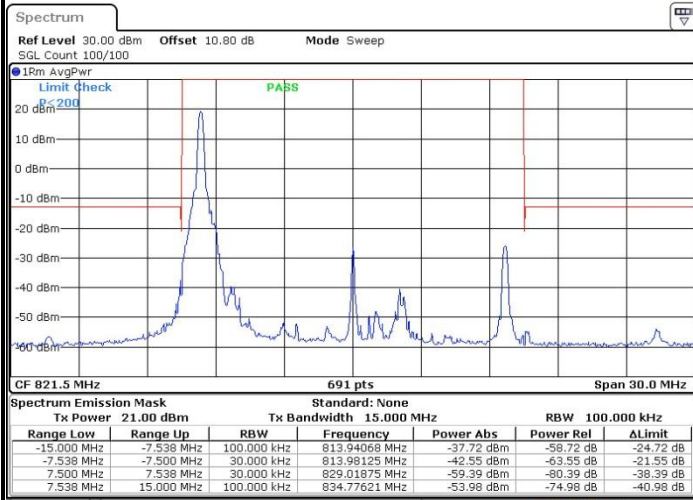


Date: 23 APR 2017 17:39:42



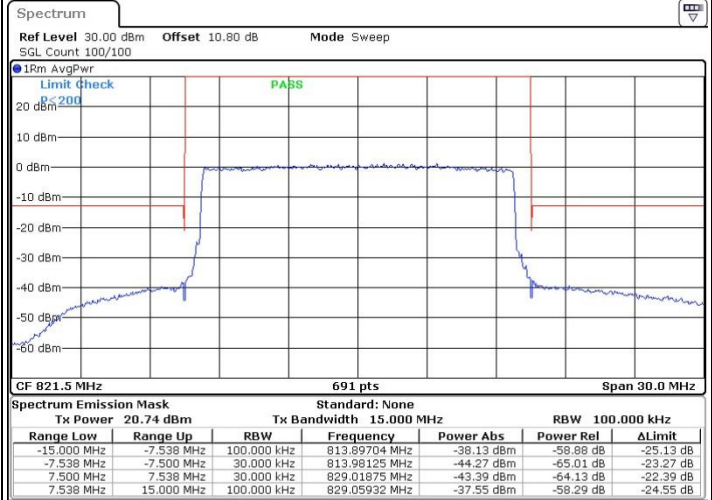
LTE Band 26 / 15MHz 64QAM

Lowest Band Edge / 1 RB



Date: 28 APR 2017 22:17:53


Lowest Band Edge / Full RB



Date: 28 APR 2017 22:20:12



Conducted Spurious Emission

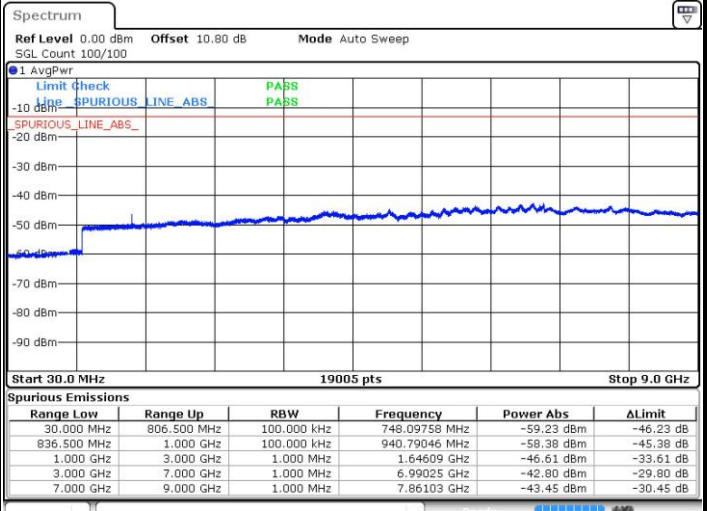
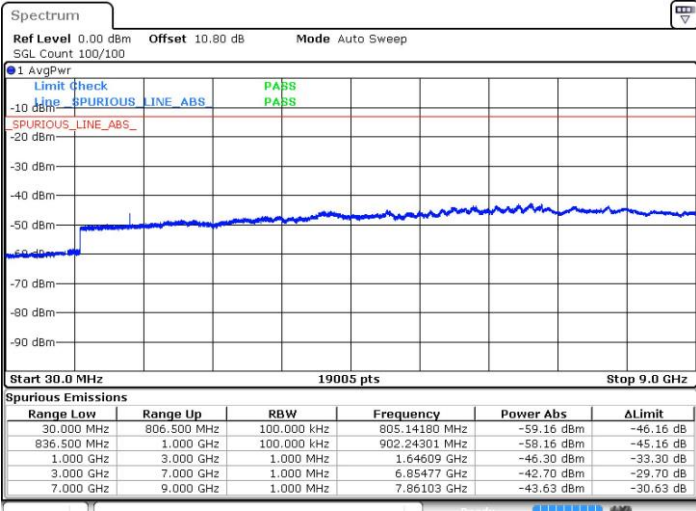




LTE Band 26 / 1.4MHz

Highest Channel / QPSK

Highest Channel / 16QAM



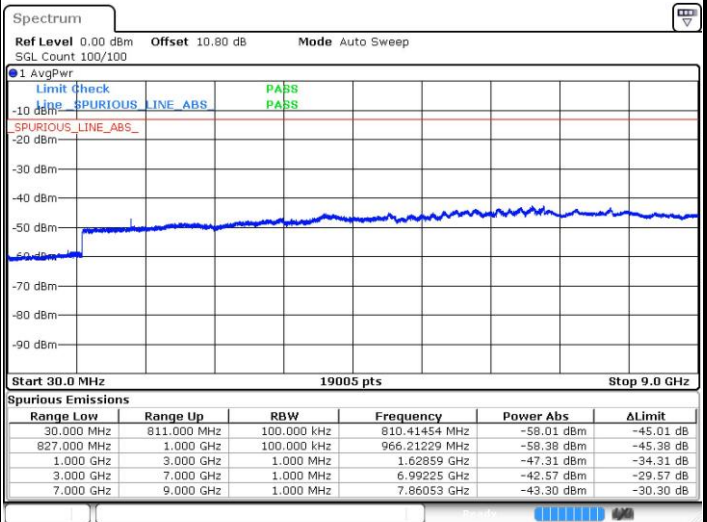
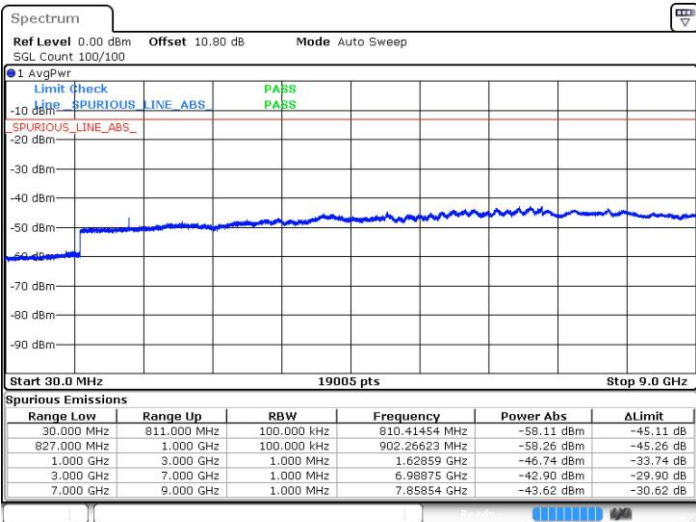
Date: 23 APR 2017 18:35:54

Date: 23 APR 2017 18:36:50

LTE Band 26 / 3MHz

Lowest Channel / QPSK

Lowest Channel / 16QAM



Date: 23 APR 2017 17:41:18

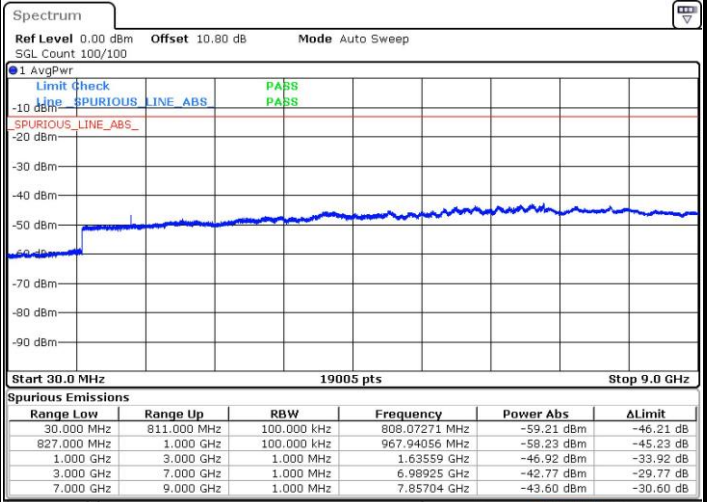
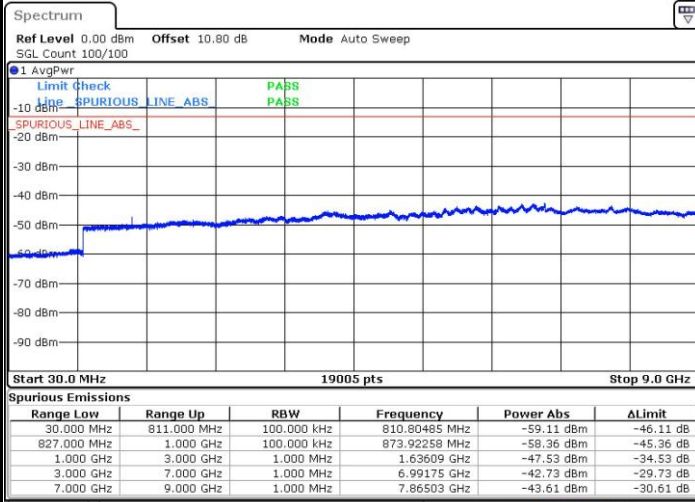
Date: 23 APR 2017 17:42:12



LTE Band 26 / 3MHz

Middle Channel / QPSK

Middle Channel / 16QAM

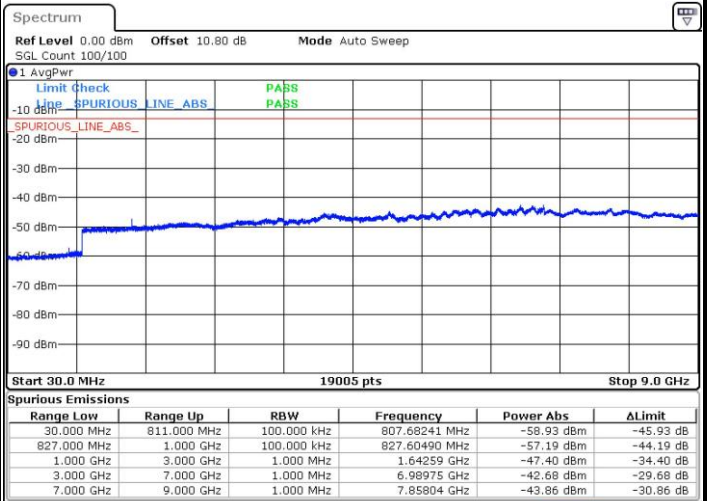
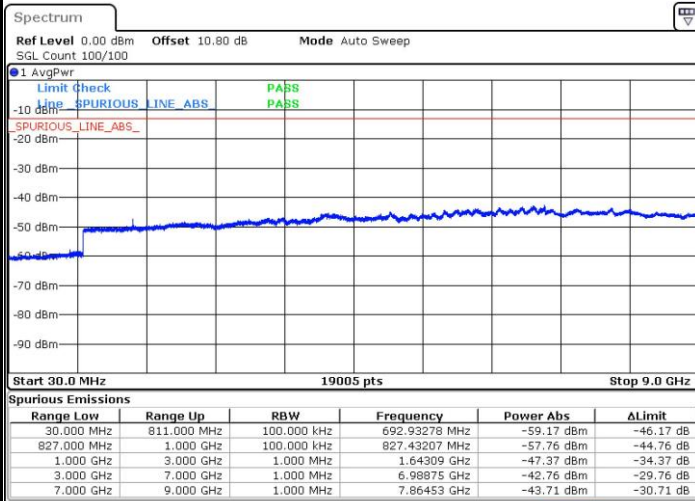


Date: 23 APR 2017 17:43:48

Date: 23 APR 2017 17:44:42

Highest Channel / QPSK

Highest Channel / 16QAM



Date: 23 APR 2017 17:46:17

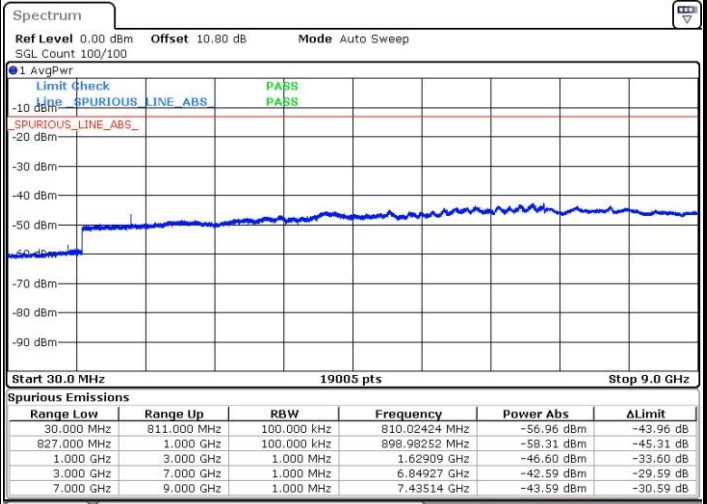
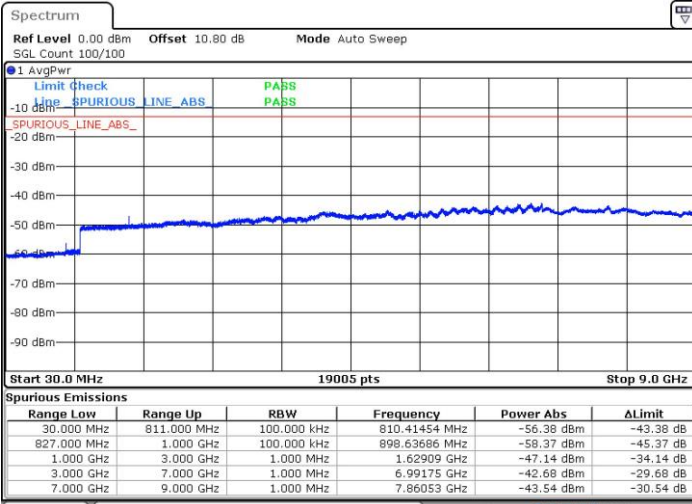
Date: 23 APR 2017 17:47:11



LTE Band 26 / 5MHz

Lowest Channel / QPSK

Lowest Channel / 16QAM

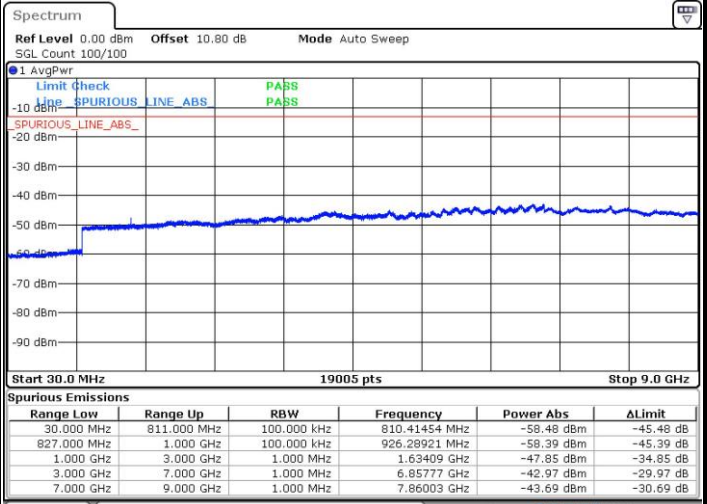
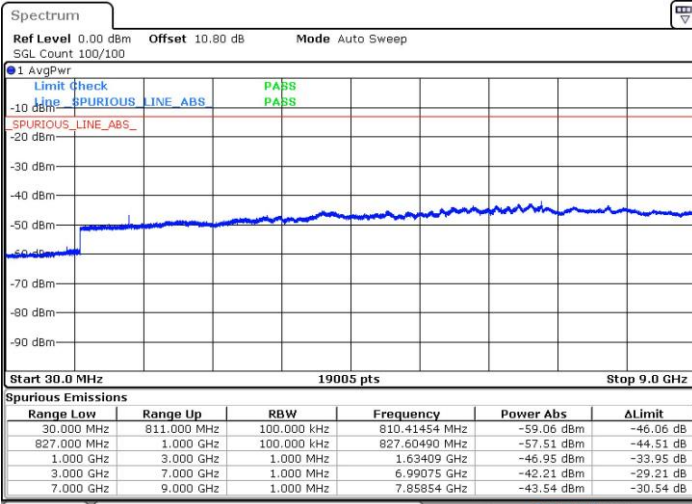


Date: 23 APR 2017 17:48:46

Date: 23 APR 2017 17:49:40

Middle Channel / QPSK

Middle Channel / 16QAM



Date: 23 APR 2017 17:51:16

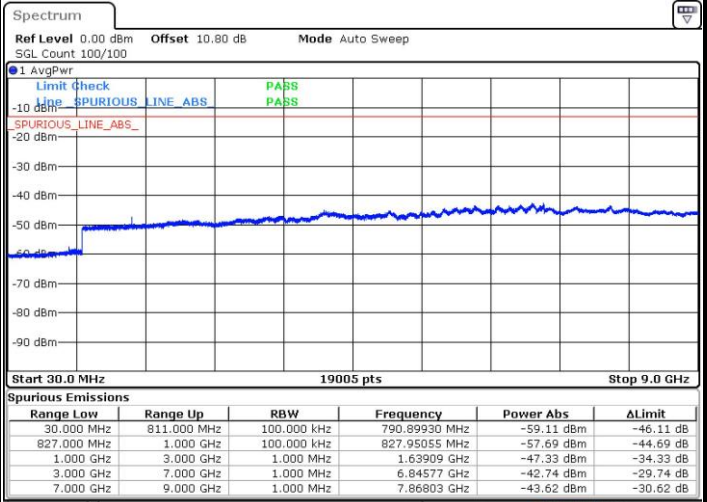
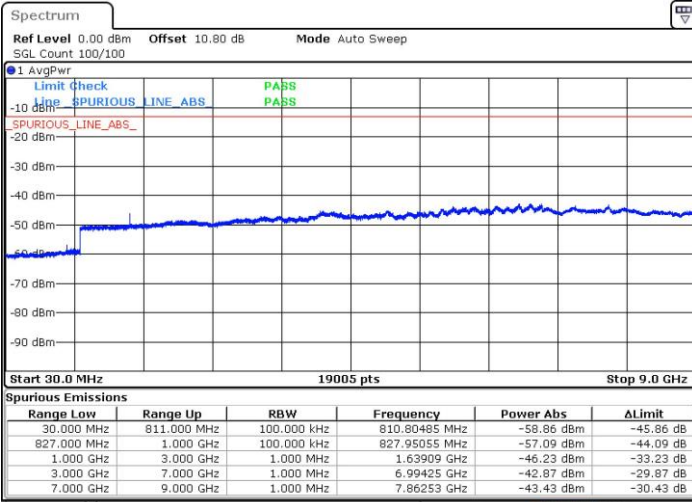
Date: 23 APR 2017 17:52:10



LTE Band 26 / 5MHz

Highest Channel / QPSK

Highest Channel / 16QAM



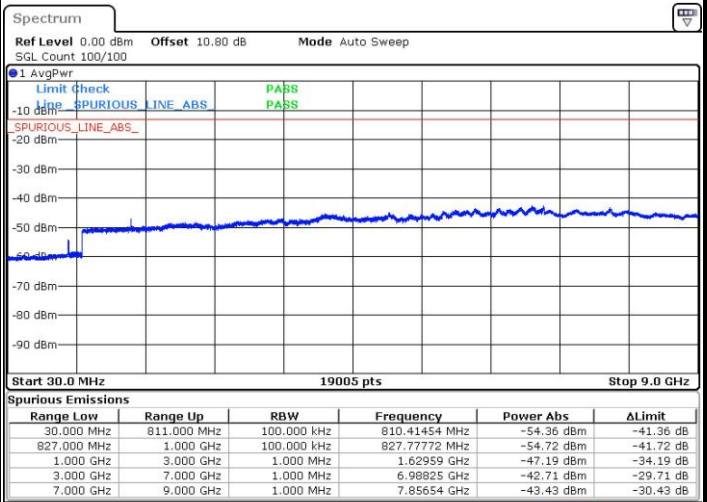
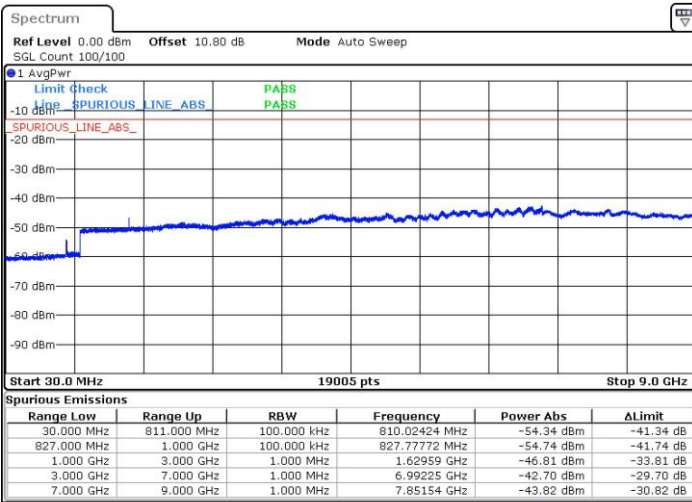
Date: 23 APR 2017 17:53:45

Date: 23 APR 2017 17:54:39

LTE Band 26 / 10MHz

Middle Channel / QPSK

Middle Channel / 16QAM



Date: 23 APR 2017 17:56:15

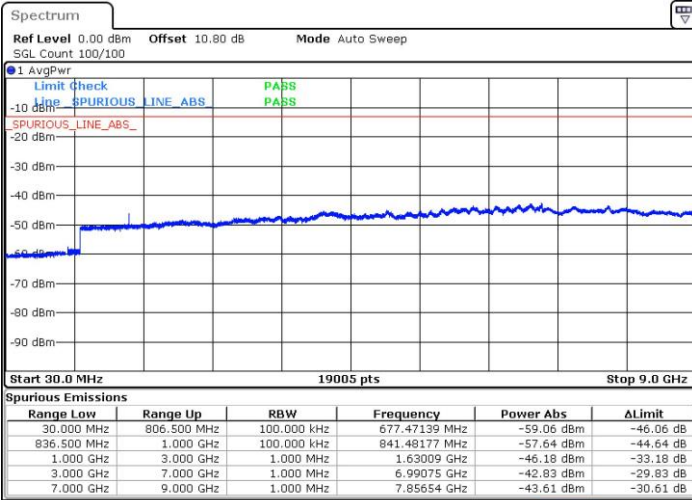
Date: 23 APR 2017 17:57:09



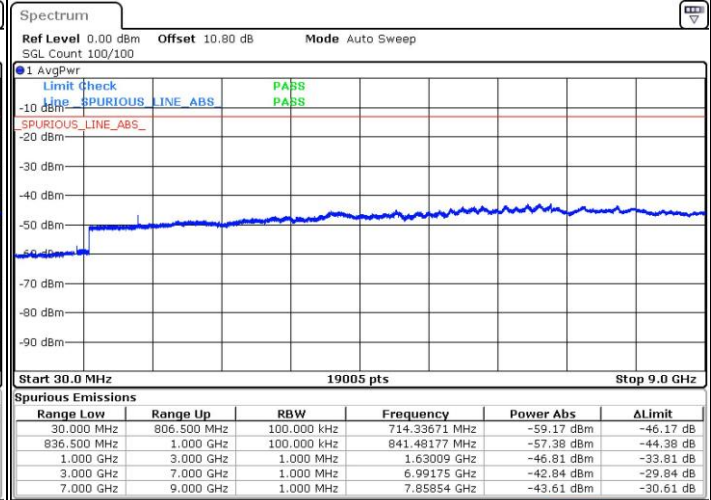
LTE Band 26 / 15MHz

Lowest Channel / QPSK

Lowest Channel / 16QAM



Date: 23 APR 2017 18:24:33

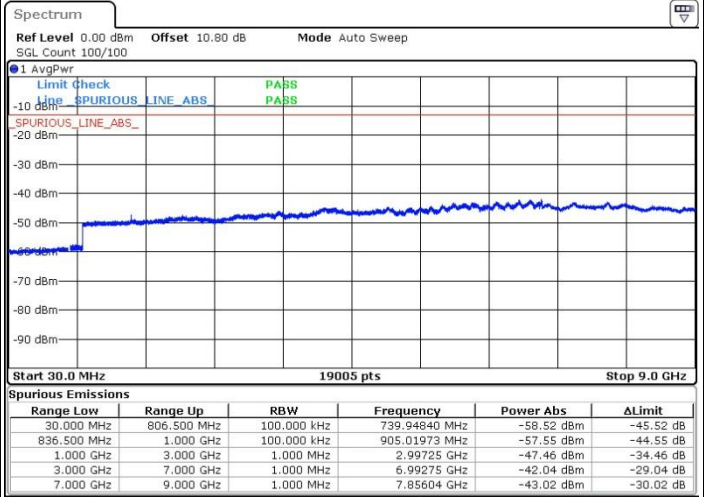


Date: 23 APR 2017 18:25:28



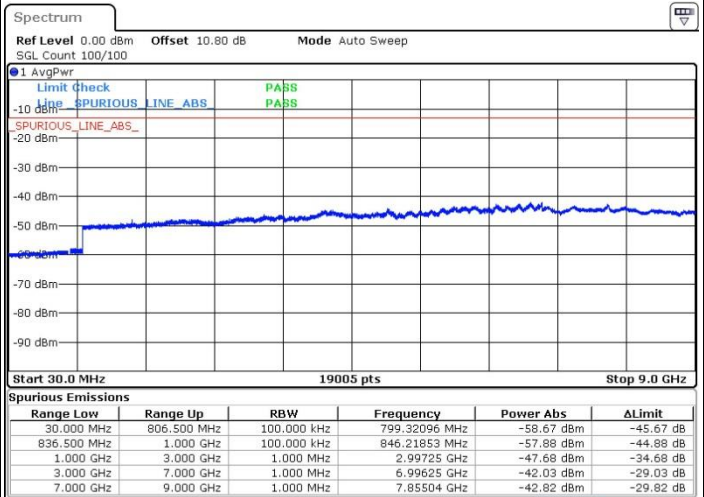
LTE Band 26 / 1.4MHz

Lowest Channel / 64QAM



Date: 28.APR.2017 22:33:32

Middle Channel / 64QAM

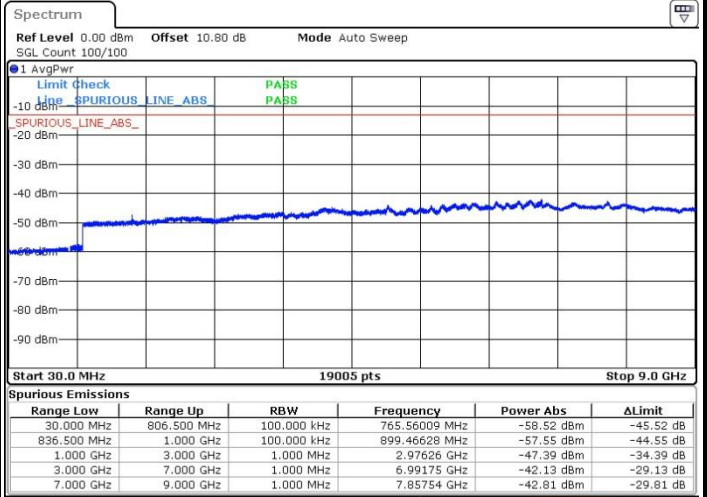


Date: 28.APR.2017 22:34:49



LTE Band 26 / 1.4MHz

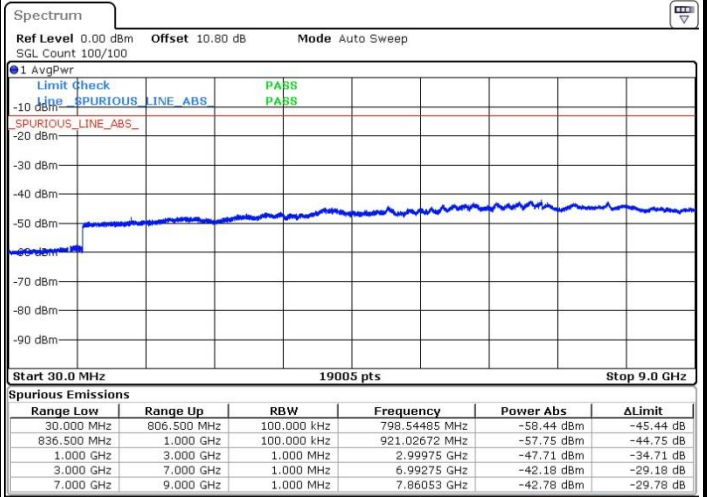
Highest Channel / 64QAM



Date: 28.APR.2017 22:36:06

LTE Band 26 / 3MHz

Lowest Channel / 64QAM

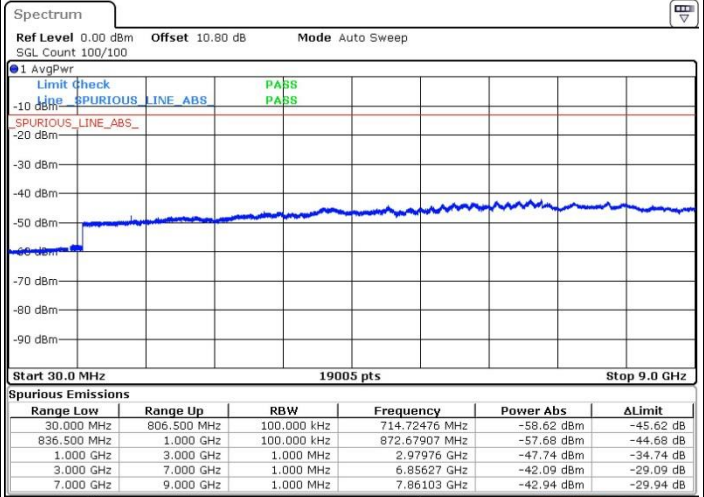


Date: 28.APR.2017 22:21:29



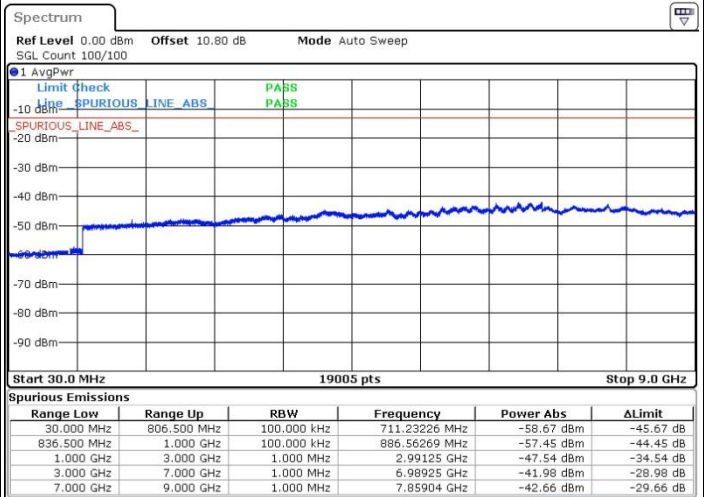
LTE Band 26 / 3MHz

Middle Channel / 64QAM



Date: 28.APR.2017 22:22:45


Highest Channel / 64QAM



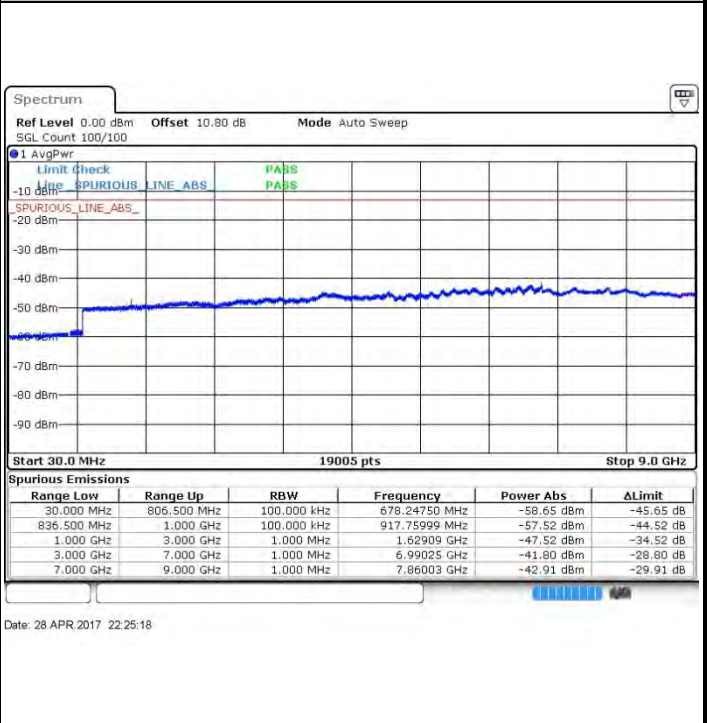
Date: 28.APR.2017 22:24:02




LTE Band 26 / 5MHz



Lowest Channel / 64QAM



Middle Channel / 64QAM



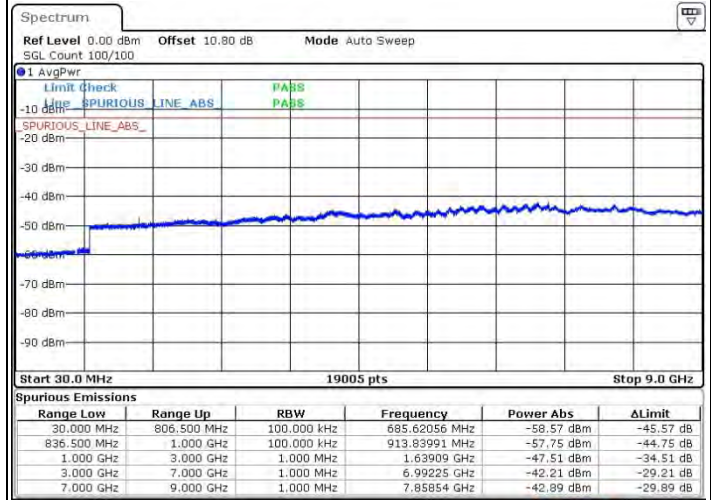
Middle Channel / 64QAM





LTE Band 26 / 5MHz

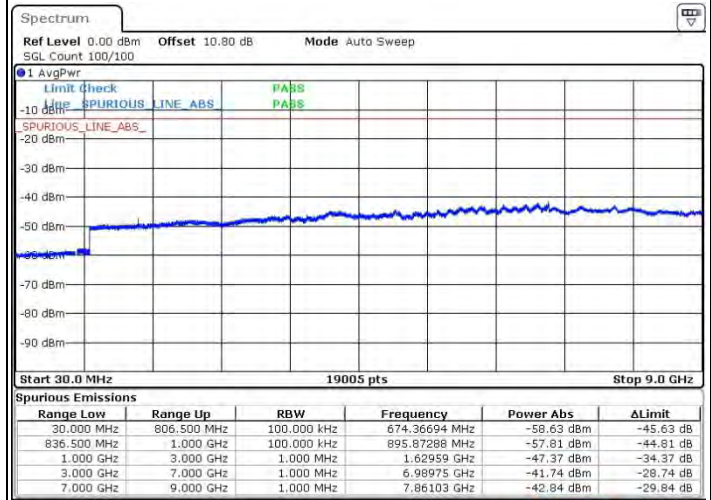
Highest Channel / 64QAM



Date: 28 APR 2017 22:27:51

LTE Band 26 / 10MHz

Middle Channel / 64QAM

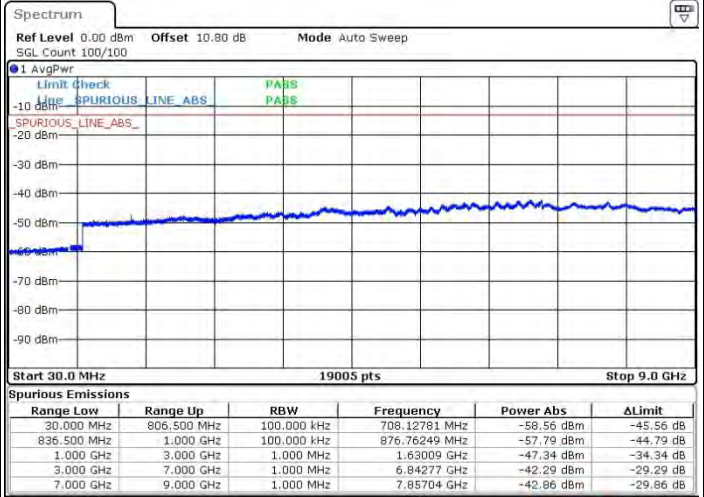


Date: 28 APR 2017 22:29:08



LTE Band 26 / 15MHz

Lowest Channel / 64QAM



Date: 28 APR 2017 22:30:25



Frequency Stability

Test Conditions		LTE Band 26 (QPSK) / Middle Channel	Limit
Temperature (°C)	Voltage (Volt)	BW 10MHz	Note 2.
		Deviation (ppm)	Result
50	Normal Voltage	0.0002	PASS
40	Normal Voltage	0.0010	
30	Normal Voltage	0.0024	
20(Ref.)	Normal Voltage	0.0000	
10	Normal Voltage	0.0079	
0	Normal Voltage	0.0100	
-10	Normal Voltage	0.0060	
-20	Normal Voltage	0.0063	
-30	Normal Voltage	0.0055	
20	Maximum Voltage	0.0005	
20	Normal Voltage	0.0000	
20	Battery End Point	0.0054	

Note:

1. Normal Voltage =3.8 V. ; Battery End Point (BEP) =3.4 V. ; Maximum Voltage =4.35 V.
2. Note: The frequency fundamental emissions stay within the authorized frequency block.



Test Conditions		LTE Band 26 (QPSK) / Low Channel	Limit
Temperature (°C)	Voltage (Volt)	BW 15MHz	Note 2.
		Deviation (ppm)	Result
50	Normal Voltage	0.0033	PASS
40	Normal Voltage	0.0112	
30	Normal Voltage	0.0012	
20(Ref.)	Normal Voltage	0.0000	
10	Normal Voltage	0.0044	
0	Normal Voltage	0.0091	
-10	Normal Voltage	0.0096	
-20	Normal Voltage	0.0112	
-30	Normal Voltage	0.0127	
20	Maximum Voltage	0.0111	
20	Normal Voltage	0.0000	
20	Battery End Point	0.0001	

Note:

1. Normal Voltage =3.8 V. ; Battery End Point (BEP) =3.4 V. ; Maximum Voltage =4.35 V.
2. Note: The frequency fundamental emissions stay within the authorized frequency block.



Appendix B. Test Results of ERP and Radiated Test

ERP

LTE Band 26 / 15MHz (Channel 26765) (Average) (GT - LC = -0.5 dB)							
Channel	Mode	RB		Conducted		ERP	
		Size	Offset	Power (dBm)	Power (Watts)	EIRP(dBm)	EIRP(W)
Lowest	QPSK	1	37	22.76	0.19	22.26	0.1681
Middle		-	-	-	-	-	-
Highest		-	-	-	-	-	-
Lowest	16QAM	1	37	22.05	0.16	21.55	0.1428
Middle		-	-	-	-	-	-
Highest		-	-	-	-	-	-
Lowest	64QAM	1	0	22.20	0.17	21.70	0.1478
Middle		-	-	-	-	-	-
Highest		-	-	-	-	-	-
Limit	ERP < 7W			Result		PASS	



Radiated Spurious Emission

Part 90S LTE Band 26

Part 90S LTE Band 26 / 1.4MHz / QPSK									
Channel	Frequency (MHz)	EIRP (dBm)	Limit (dBm)	Over Limit (dB)	SPA Reading (dBm)	S.G. Power (dBm)	TX Cable loss (dB)	TX Antenna Gain (dBi)	Polarization (H/V)
Lowest	1624	-56.81	-13	-43.81	-43.41	-58.65	0.97	4.95	H
	2440	-68.74	-13	-55.74	-59.09	-70.54	1.27	5.22	H
	3256	-69.25	-13	-56.25	-62.12	-72.50	1.53	6.93	H
									H
									H
	1624	-57.04	-13	-44.04	-43.83	-58.88	0.97	4.95	V
	2440	-67.77	-13	-54.77	-58.1	-69.57	1.27	5.22	V
	3256	-69.18	-13	-56.18	-61.85	-72.43	1.53	6.93	V
									V
									V
Middle	1640	-56.07	-13	-43.07	-42.75	-57.85	0.97	4.91	H
	2456	-67.10	-13	-54.10	-57.52	-68.94	1.28	5.27	H
	3272	-68.48	-13	-55.48	-61.39	-71.79	1.53	7.00	H
									H
									H
									H
	1640	-56.77	-13	-43.77	-43.62	-58.55	0.97	4.91	V
	2456	-66.01	-13	-53.01	-56.44	-67.85	1.28	5.27	V
	3272	-68.61	-13	-55.61	-61.31	-71.92	1.53	7.00	V
									V
								V	
								V	



Highest	1648	-55.14	-13	-42.14	-41.82	-56.90	0.98	4.89	H
	2464	-66.58	-13	-53.58	-57	-68.44	1.28	5.29	H
	3288	-68.74	-13	-55.74	-61.68	-72.12	1.54	7.07	H
									H
									H
									H
									H
	1648	-55.68	-13	-42.68	-42.53	-57.44	0.98	4.89	V
	2464	-67.01	-13	-54.01	-57.44	-68.87	1.28	5.29	V
	3288	-69.05	-13	-56.05	-61.77	-72.43	1.54	7.07	V
									V
									V
									V
									V

Remark: Spurious emissions within 30-1000MHz were found more than 20dB below limit line.



Part 90S LTE Band 26 / 3MHz / QPSK									
Channel	Frequency (MHz)	EIRP (dBm)	Limit (dBm)	Over Limit (dB)	SPA Reading (dBm)	S.G. Power (dBm)	TX Cable loss (dB)	TX Antenna Gain (dBi)	Polarization (H/V)
Lowest	1624	-56.95	-13	-43.95	-43.55	-58.79	0.97	4.95	H
	2440	-67.41	-13	-54.41	-57.76	-69.21	1.27	5.22	H
	3256	-69.06	-13	-56.06	-61.93	-72.31	1.53	6.93	H
									H
									H
									H
									H
	1624	-56.47	-13	-43.47	-43.26	-58.31	0.97	4.95	V
	2440	-67.14	-13	-54.14	-57.47	-68.94	1.27	5.22	V
	3256	-69.31	-13	-56.31	-61.98	-72.56	1.53	6.93	V
									V
									V
									V
									V
Middle	1632	-56.54	-13	-43.54	-43.14	-58.35	0.97	4.93	H
	2456	-65.11	-13	-52.11	-55.53	-66.95	1.28	5.27	H
	3272	-68.50	-13	-55.50	-61.41	-71.81	1.53	7.00	H
									H
									H
									H
									H
	1632	-56.72	-13	-43.72	-43.51	-58.53	0.97	4.93	V
	2456	-64.12	-13	-51.12	-54.55	-65.96	1.28	5.27	V
	3272	-68.85	-13	-55.85	-61.55	-72.16	1.53	7.00	V
									V
									V
									V
									V
								V	



Highest	1640	-54.71	-13	-41.71	-41.39	-56.49	0.97	4.91	H
	2464	-66.93	-13	-53.93	-57.35	-68.79	1.28	5.29	H
	3288	-68.56	-13	-55.56	-61.5	-71.94	1.54	7.07	H
									H
									H
									H
									H
	1640	-55.86	-13	-42.86	-42.71	-57.64	0.97	4.91	V
	2464	-67.54	-13	-54.54	-57.97	-69.40	1.28	5.29	V
	3288	-68.91	-13	-55.91	-61.63	-72.29	1.54	7.07	V
									V
									V
									V
									V

Remark: Spurious emissions within 30-1000MHz were found more than 20dB below limit line.



Part 90S LTE Band 26 / 5MHz / QPSK									
Channel	Frequency (MHz)	EIRP (dBm)	Limit (dBm)	Over Limit (dB)	SPA Reading (dBm)	S.G. Power (dBm)	TX Cable loss (dB)	TX Antenna Gain (dBi)	Polarization (H/V)
Lowest	1624	-57.99	-13	-44.99	-44.59	-59.83	0.97	4.95	H
	2440	-68.38	-13	-55.38	-58.73	-70.18	1.27	5.22	H
	3256	-69.15	-13	-56.15	-62.02	-72.40	1.53	6.93	H
									H
									H
									H
									H
	1624	-58.00	-13	-45.00	-44.79	-59.84	0.97	4.95	V
	2440	-67.42	-13	-54.42	-57.75	-69.22	1.27	5.22	V
	3256	-69.04	-13	-56.04	-61.71	-72.29	1.53	6.93	V
									V
									V
									V
									V
Middle	1632	-57.23	-13	-44.23	-43.83	-59.04	0.97	4.93	H
	2448	-64.79	-13	-51.79	-55.14	-66.61	1.27	5.24	H
	3264	-68.57	-13	-55.57	-61.44	-71.85	1.53	6.96	H
									H
									H
									H
									H
	1632	-58.25	-13	-45.25	-45.04	-60.06	0.97	4.93	V
	2448	-65.39	-13	-52.39	-55.72	-67.21	1.27	5.24	V
	3264	-68.75	-13	-55.75	-61.42	-72.03	1.53	6.96	V
									V
									V
									V
									V
								V	



Highest	1640	-56.28	-13	-43.28	-42.96	-58.06	0.97	4.91	H
	2456	-66.96	-13	-53.96	-57.38	-68.80	1.28	5.27	H
	3280	-68.88	-13	-55.88	-61.79	-72.23	1.54	7.03	H
									H
									H
									H
									H
	1640	-57.30	-13	-44.30	-44.15	-59.08	0.97	4.91	V
	2456	-66.73	-13	-53.73	-57.16	-68.57	1.28	5.27	V
	3280	-69.06	-13	-56.06	-61.76	-72.41	1.54	7.03	V
									V
									V
									V
									V

Remark: Spurious emissions within 30-1000MHz were found more than 20dB below limit line.



Part 90S LTE Band 26 / 10MHz / QPSK									
Channel	Frequency (MHz)	EIRP (dBm)	Limit (dBm)	Over Limit (dB)	SPA Reading (dBm)	S.G. Power (dBm)	TX Cable loss (dB)	TX Antenna Gain (dBi)	Polarization (H/V)
Middle	1632	-57.59	-13	-44.59	-44.19	-59.40	0.97	4.93	H
	2440	-67.94	-13	-54.94	-58.29	-69.74	1.27	5.22	H
	3256	-69.23	-13	-56.23	-62.1	-72.48	1.53	6.93	H
									H
									H
									H
									H
	1632	-57.43	-13	-44.43	-44.22	-59.24	0.97	4.93	V
	2440	-66.77	-13	-53.77	-57.1	-68.57	1.27	5.22	V
	3256	-69.30	-13	-56.30	-61.97	-72.55	1.53	6.93	V
									V
									V
									V
									V

Remark: Spurious emissions within 30-1000MHz were found more than 20dB below limit line.



Part 90S LTE Band 26 / 15MHz / QPSK									
Channel	Frequency (MHz)	EIRP (dBm)	Limit (dBm)	Over Limit (dB)	SPA Reading (dBm)	S.G. Power (dBm)	TX Cable loss (dB)	TX Antenna Gain (dBi)	Polarization (H/V)
Lowest	1632	-57.25	-13	-44.25	-43.85	-59.06	0.97	4.93	H
	2440	-66.38	-13	-53.38	-56.73	-68.18	1.27	5.22	H
	3256	-69.08	-13	-56.08	-61.95	-72.33	1.53	6.93	H
									H
									H
									H
									H
	1632	-57.93	-13	-44.93	-44.72	-59.74	0.97	4.93	V
	2440	-66.64	-13	-53.64	-56.97	-68.44	1.27	5.22	V
	3256	-69.10	-13	-56.10	-61.77	-72.35	1.53	6.93	V
									V
									V
									V
									V

Remark: Spurious emissions within 30-1000MHz were found more than 20dB below limit line.