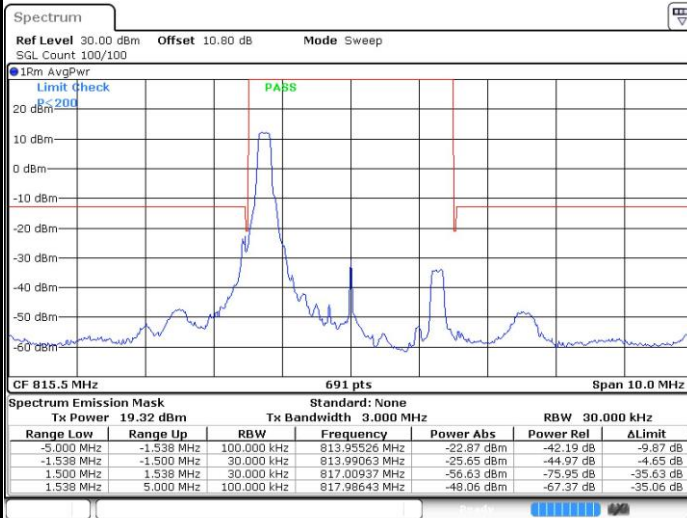




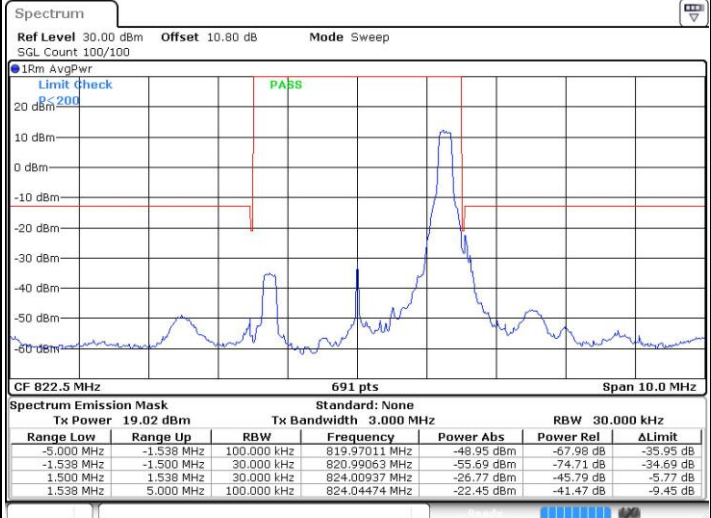
LTE Band 26 / 3MHz / 16QAM

Lowest Band Edge / 1 RB



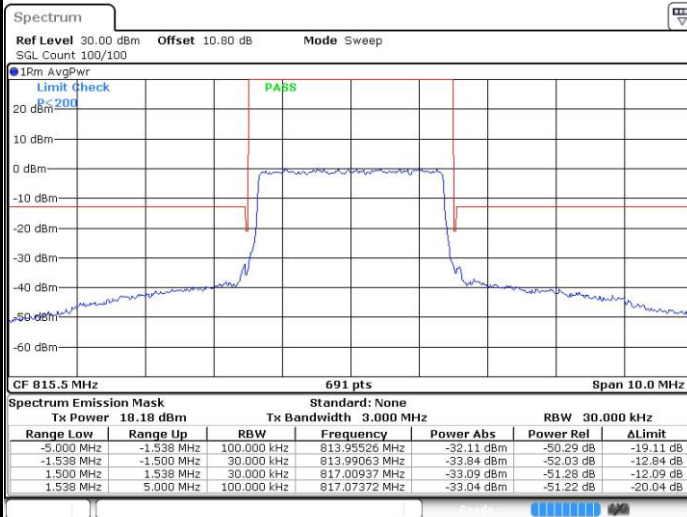
Date: 21 APR 2017 19:33:33

Highest Band Edge / 1 RB



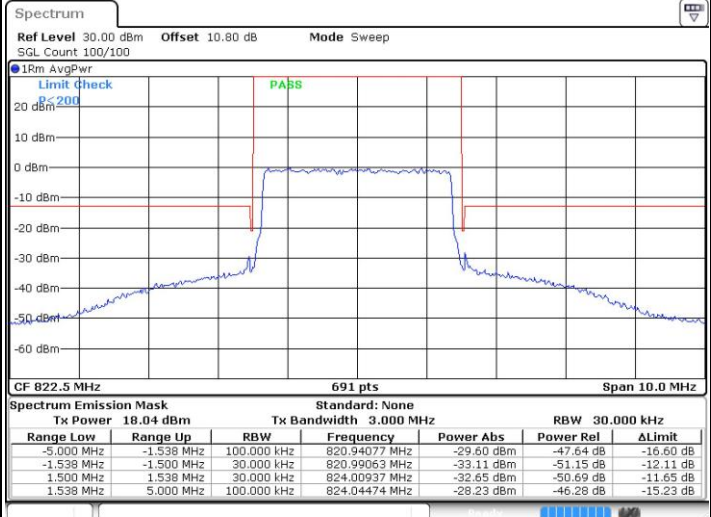
Date: 21 APR 2017 19:38:12

Lowest Band Edge / Full RB



Date: 21 APR 2017 19:35:52

Highest Band Edge / Full RB

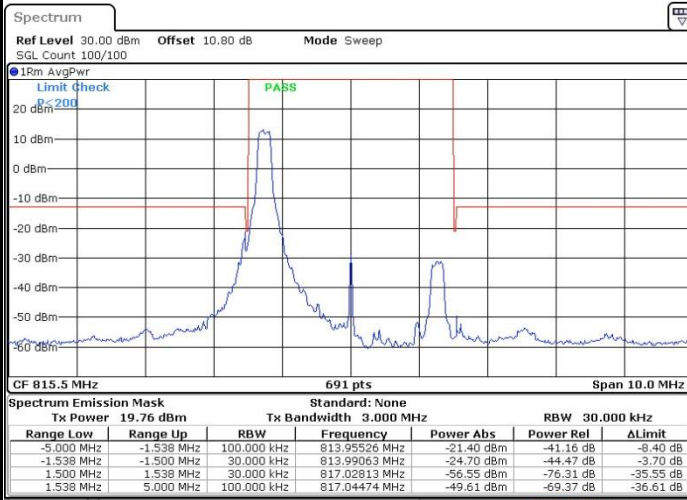


Date: 21 APR 2017 19:40:31



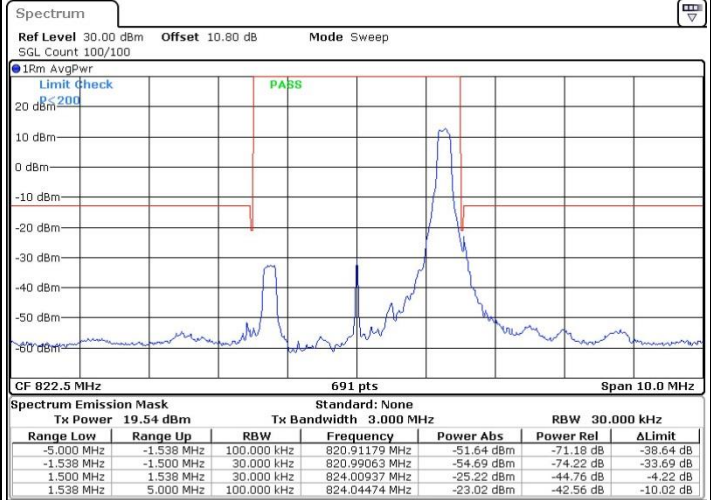
LTE Band 26 / 3MHz / 64QAM

Lowest Band Edge / 1 RB



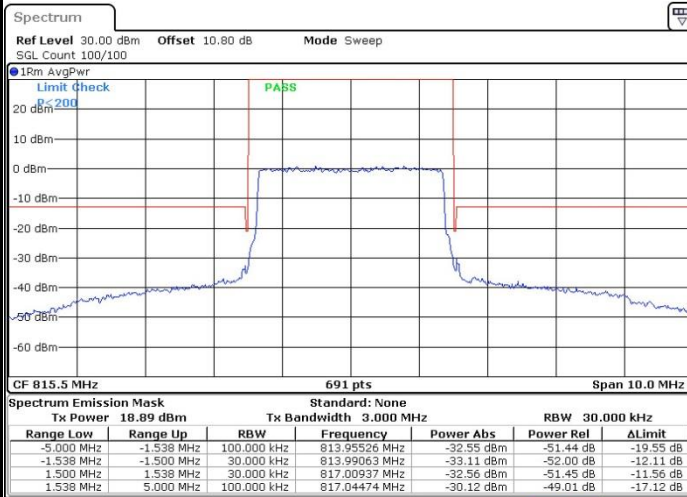
Date: 28 APR 2017 15:37:23

Highest Band Edge / 1 RB



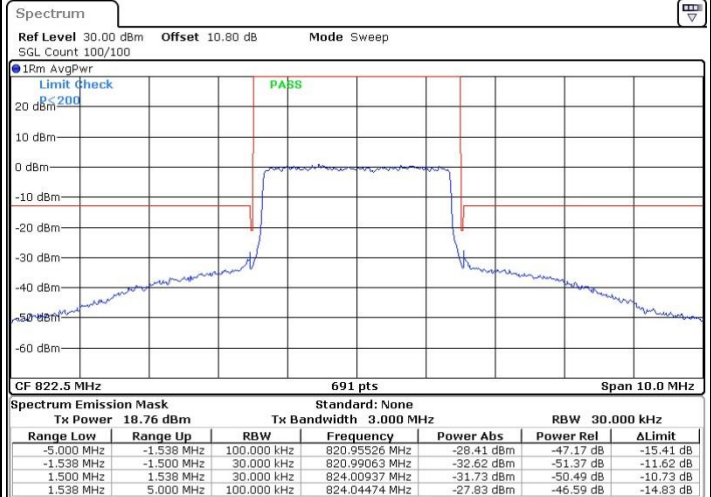
Date: 28 APR 2017 15:39:43

Lowest Band Edge / Full RB



Date: 28 APR 2017 15:38:33

Highest Band Edge / Full RB

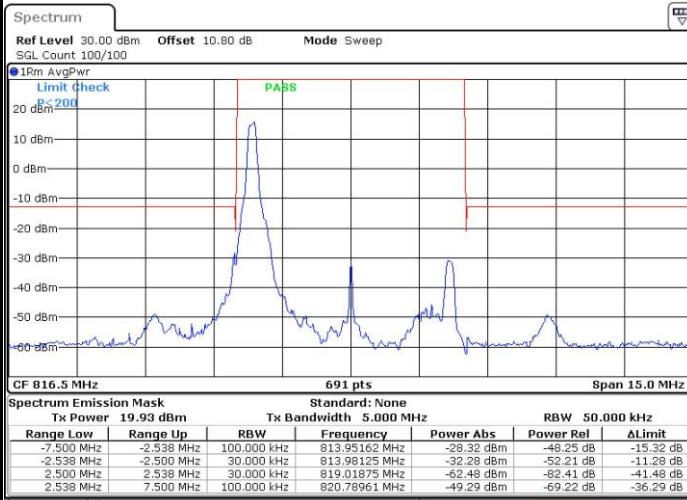


Date: 28 APR 2017 15:40:52



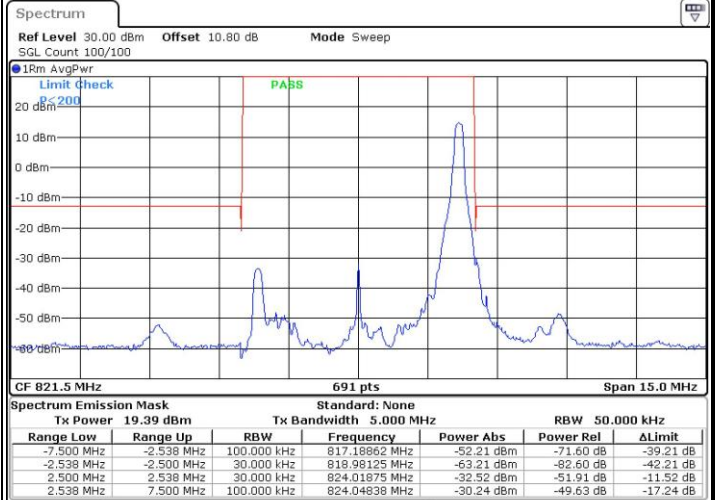
LTE Band 26 / 5MHz / QPSK

Lowest Band Edge / 1 RB



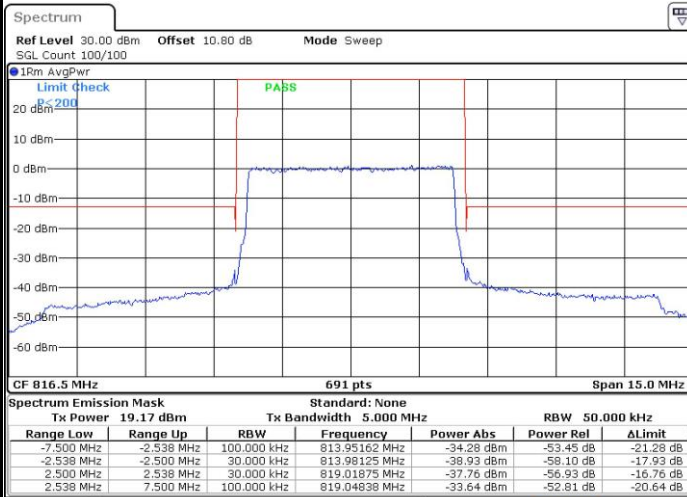
Date: 21 APR 2017 19:41:41

Highest Band Edge / 1 RB



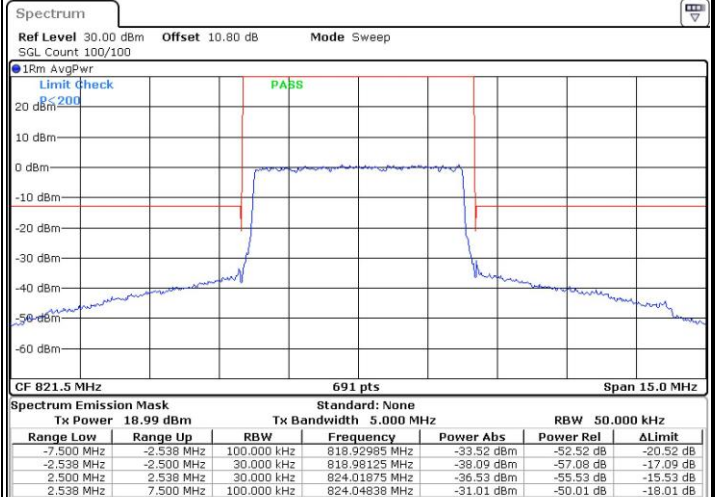
Date: 21 APR 2017 19:46:18

Lowest Band Edge / Full RB



Date: 21 APR 2017 19:43:59

Highest Band Edge / Full RB

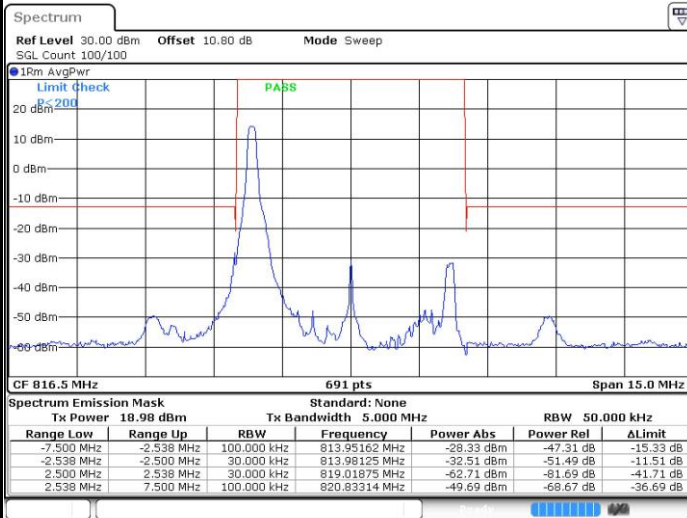


Date: 21 APR 2017 19:48:37



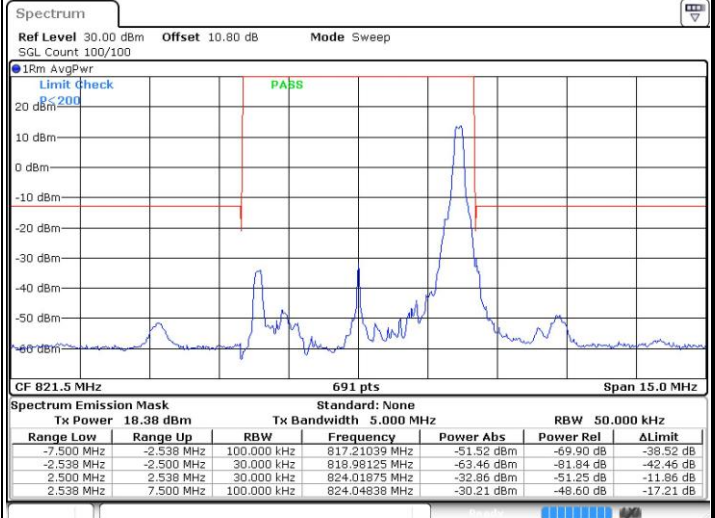
LTE Band 26 / 5MHz / 16QAM

Lowest Band Edge / 1RB



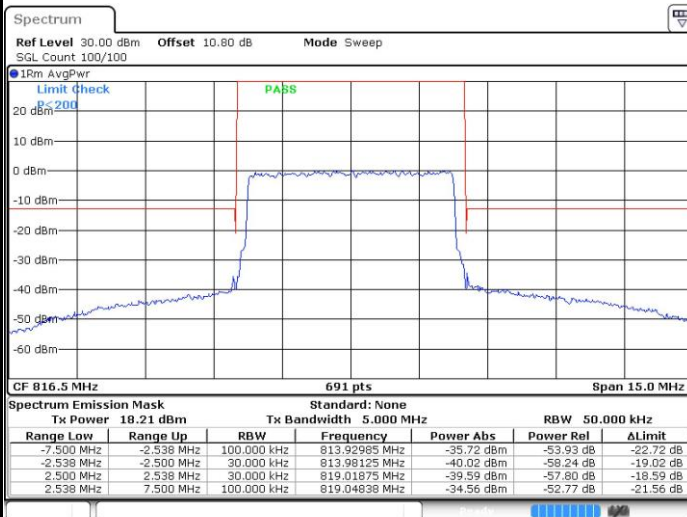
Date: 21 APR 2017 19:42:50

Highest Band Edge / 1 RB



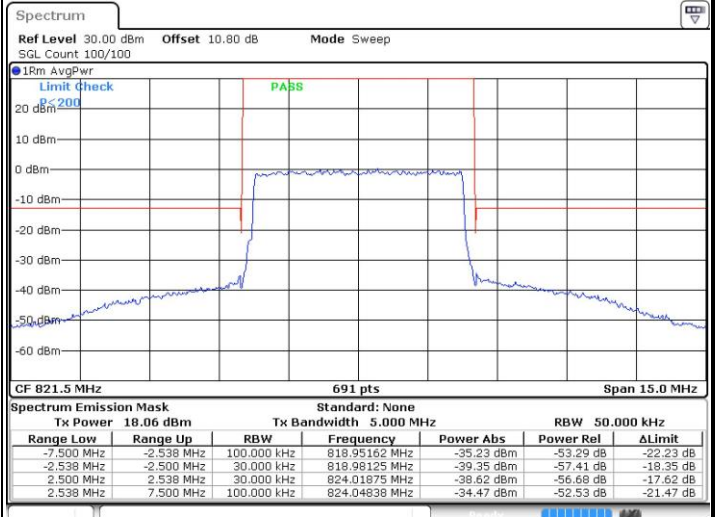
Date: 21 APR 2017 19:47:28

Lowest Band Edge / Full RB



Date: 21 APR 2017 19:45:09

Highest Band Edge / Full RB

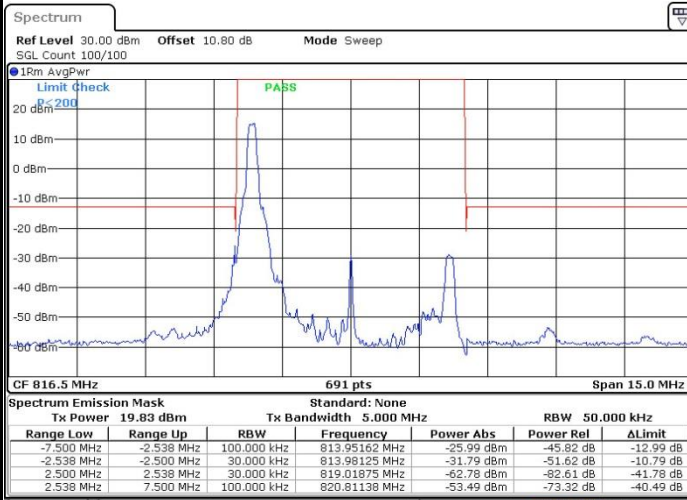


Date: 21 APR 2017 19:49:47



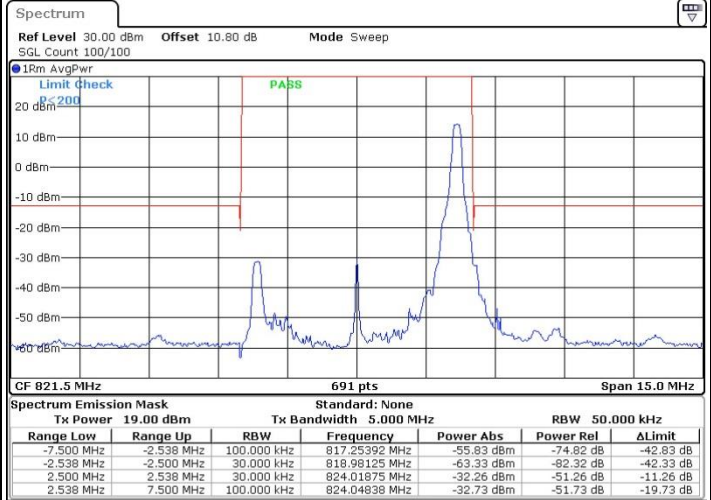
LTE Band 26 / 5MHz / 64QAM

Lowest Band Edge / 1RB



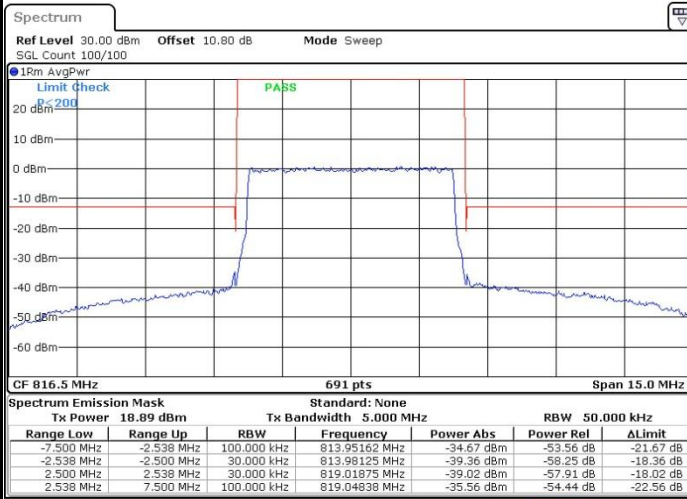
Date: 28 APR 2017 15:42:02

Highest Band Edge / 1 RB



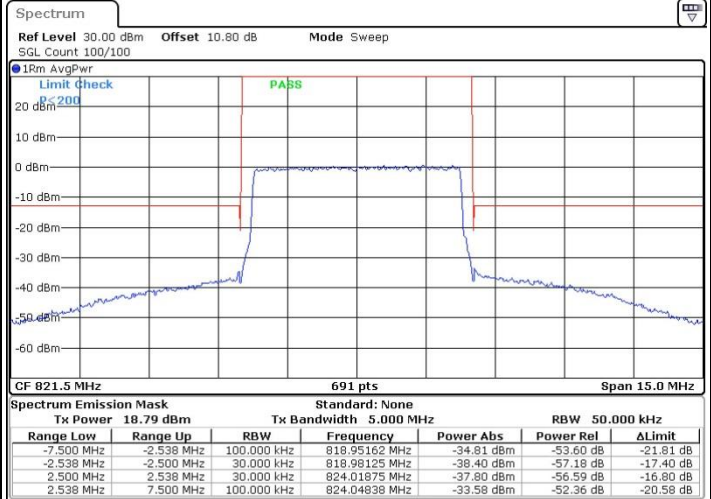
Date: 28 APR 2017 15:44:22

Lowest Band Edge / Full RB



Date: 28 APR 2017 15:43:13

Highest Band Edge / Full RB

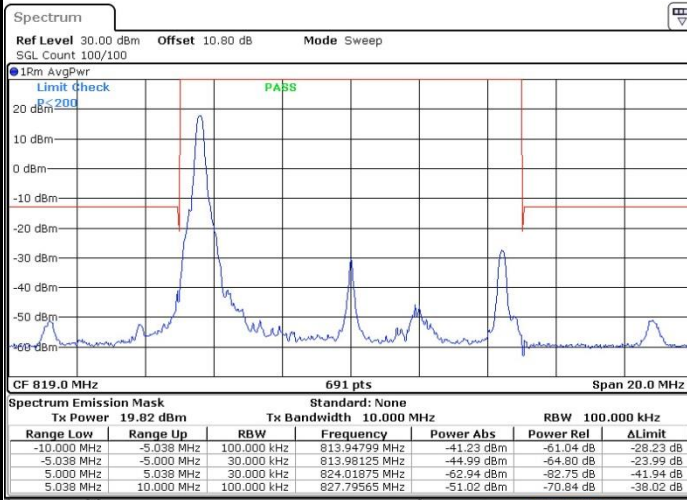


Date: 28 APR 2017 15:45:32



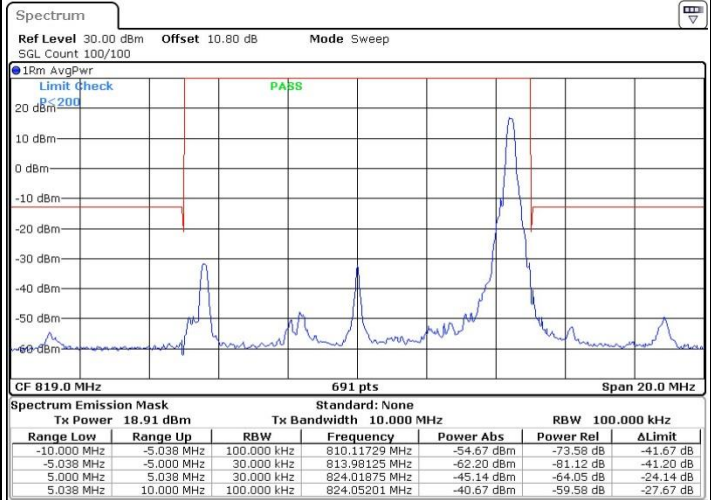
LTE Band 26 / 10MHz / QPSK

Lowest Band Edge / 1 RB



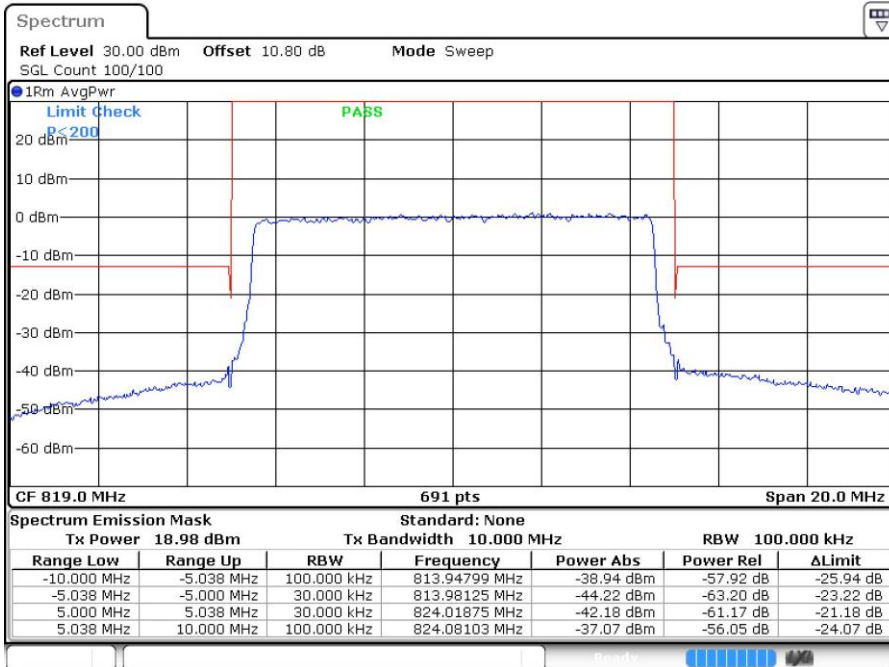
Date: 21 APR 2017 19:50:56

Highest Band Edge / 1 RB



Date: 21 APR 2017 19:53:15

Band Edge / Full RB

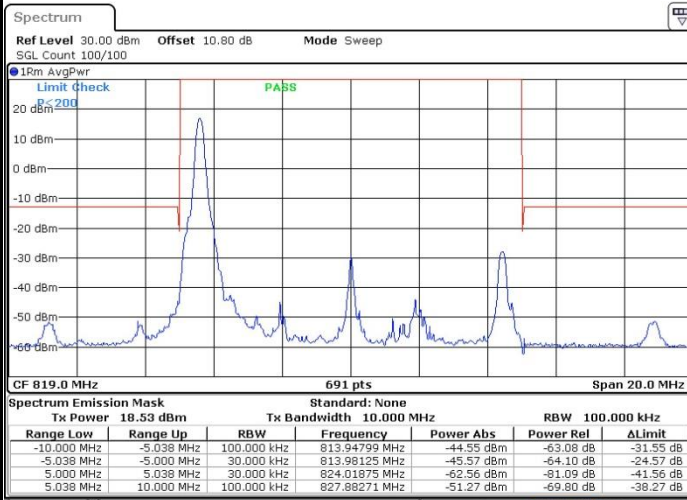


Date: 21 APR 2017 19:55:34



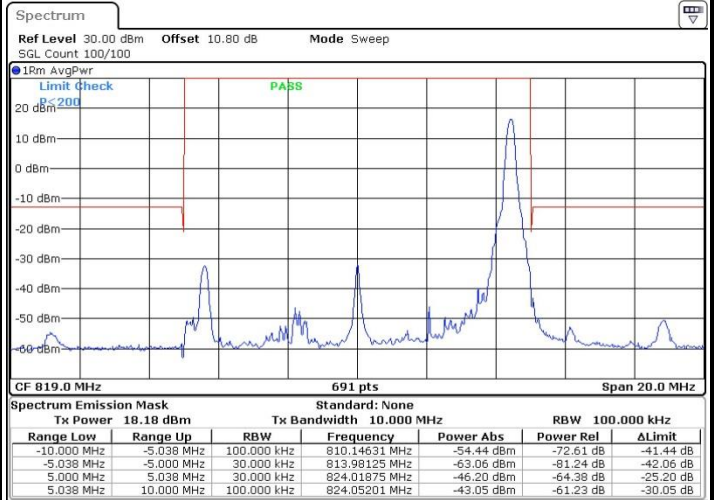
LTE Band 26 / 10MHz / 16QAM

Lowest Band Edge / 1 RB



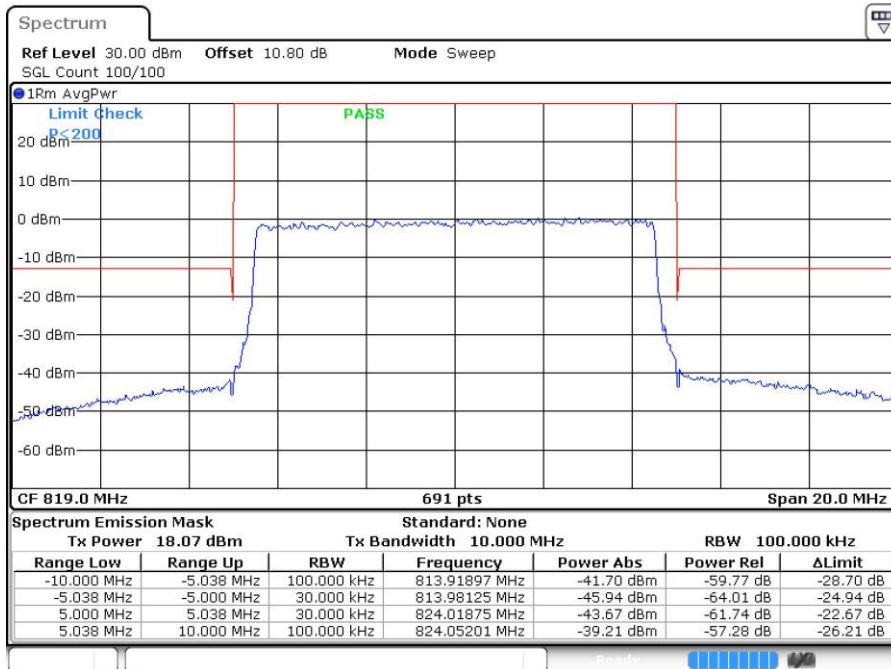
Date: 21 APR 2017 19:52:06

Highest Band Edge / 1 RB



Date: 21 APR 2017 19:54:25

Band Edge / Full RB

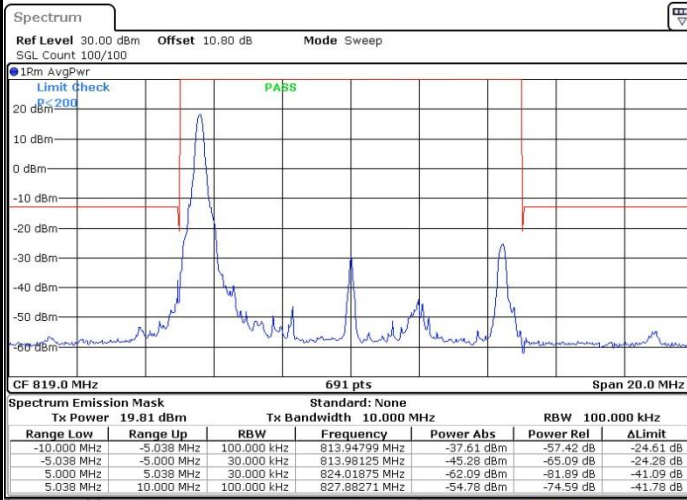


Date: 21 APR 2017 19:58:44



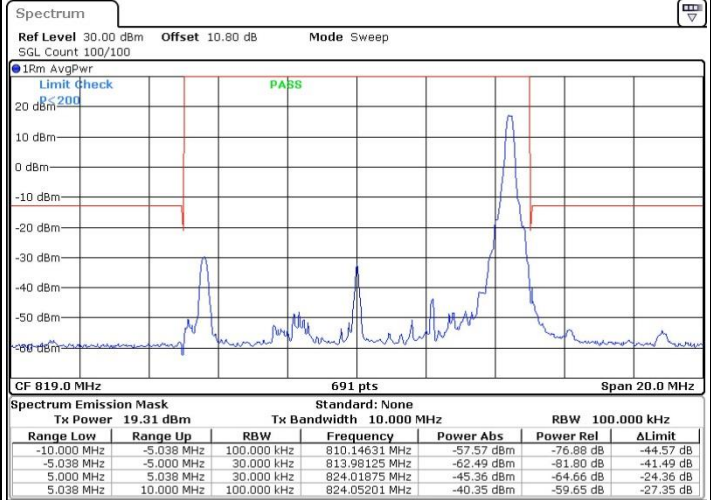
LTE Band 26 / 10MHz / 64QAM

Lowest Band Edge / 1 RB



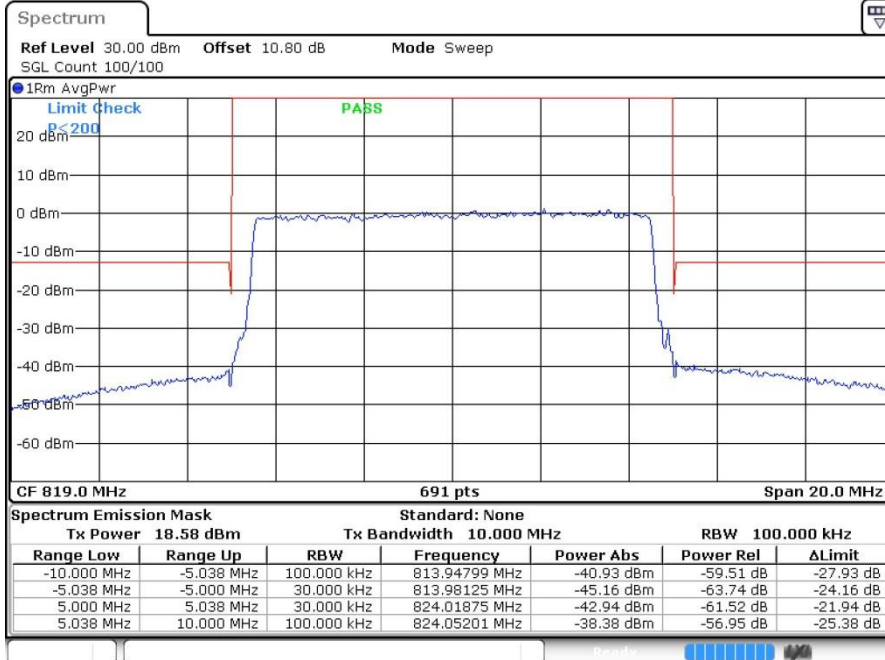
Date: 28 APR 2017 15:46:41

Highest Band Edge / 1 RB



Date: 28 APR 2017 15:47:50

Band Edge / Full RB

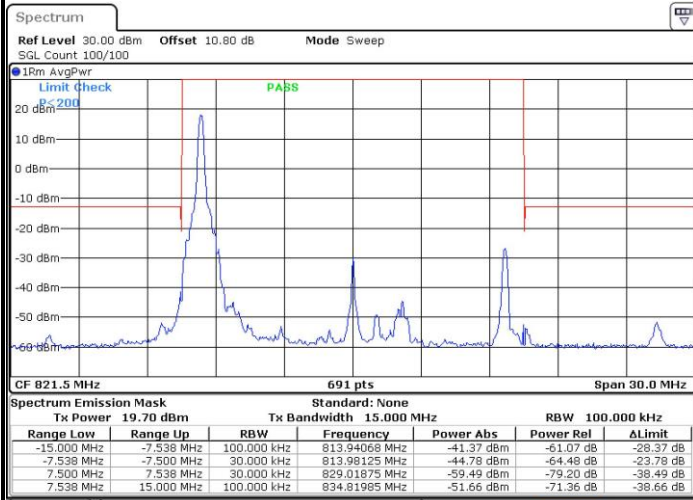


Date: 28 APR 2017 15:49:00



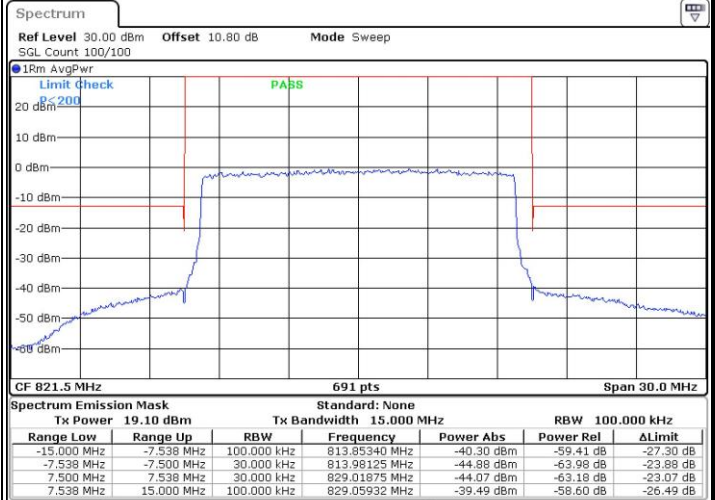
LTE Band 26 / 15MHz QPSK

Lowest Band Edge / 1 RB



Date: 21 APR 2017 19:57:53

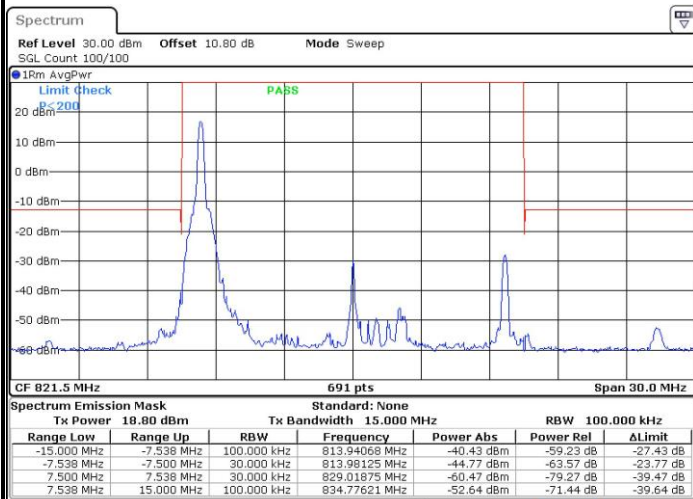
Lowest Band Edge / Full RB



Date: 21 APR 2017 20:02:31

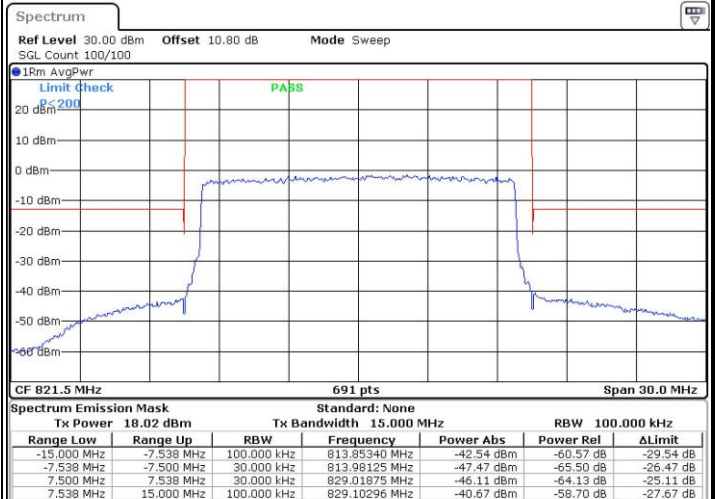
LTE Band 26 / 15MHz 16QAM

Lowest Band Edge / 1 RB



Date: 21 APR 2017 19:59:02

Lowest Band Edge / Full RB

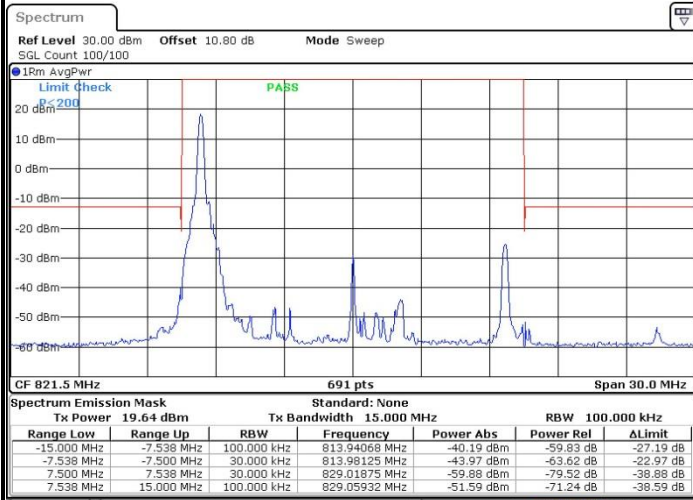


Date: 21 APR 2017 20:03:40



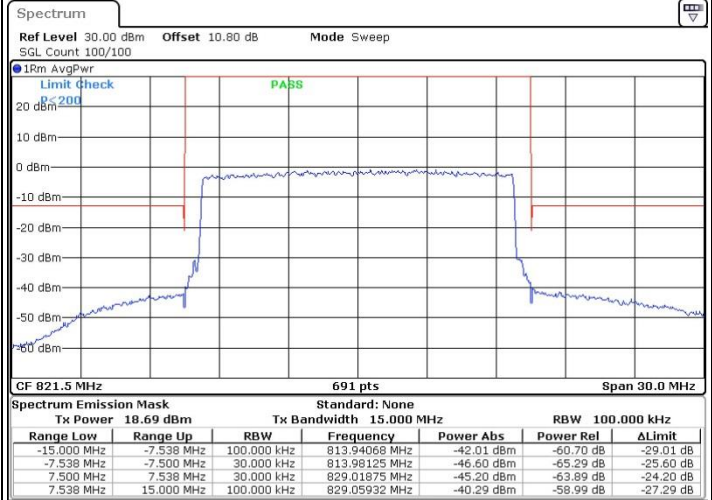
LTE Band 26 / 15MHz 64QAM

Lowest Band Edge / 1 RB



Date: 28 APR 2017 15:50:09

Lowest Band Edge / Full RB



Date: 28 APR 2017 15:52:28

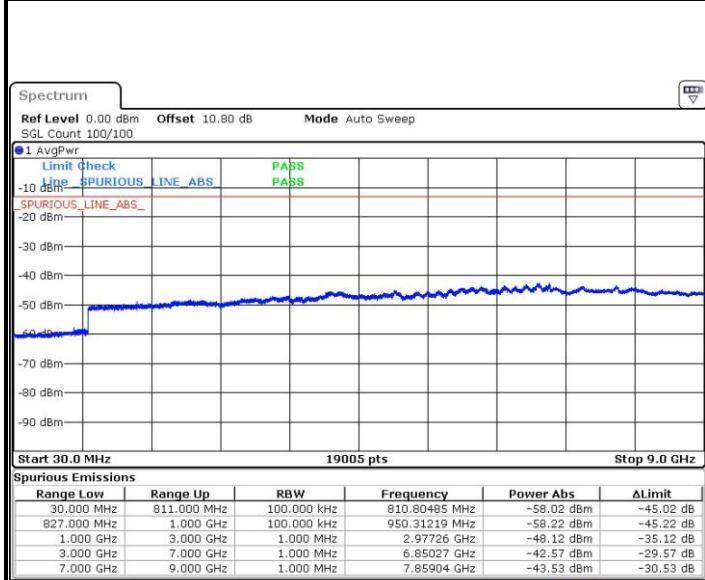


Conducted Spurious Emission



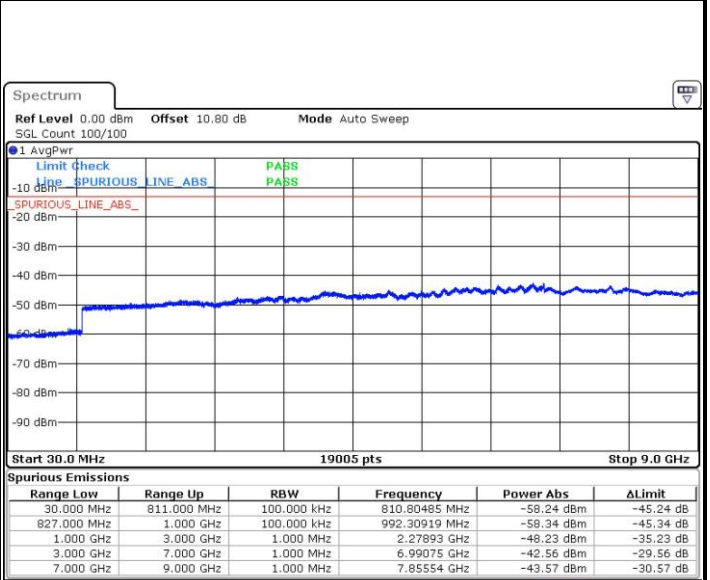
LTE Band 26 / 1.4MHz

Lowest Channel / QPSK



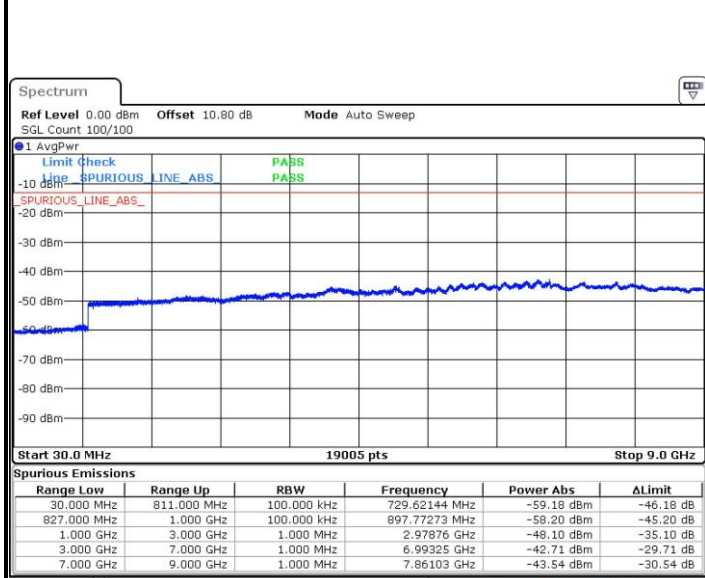
Date: 21 APR 2017 20:36:02

Lowest Channel / 16QAM



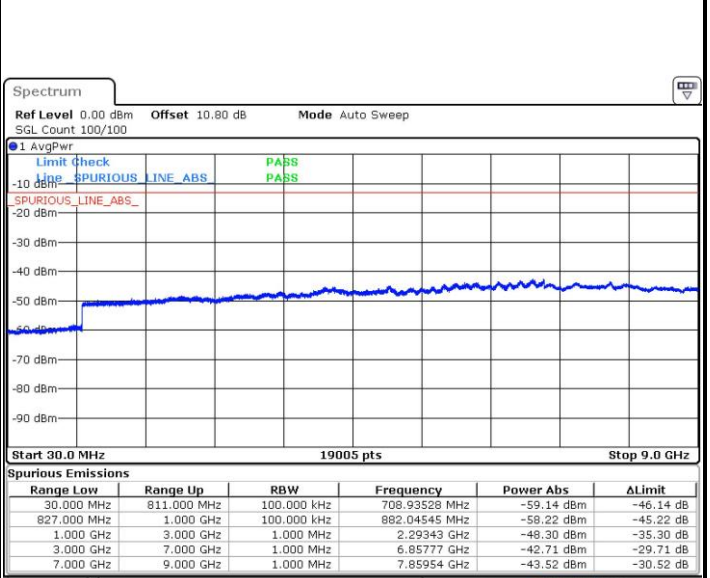
Date: 21 APR 2017 20:36:56

Middle Channel / QPSK



Date: 21 APR 2017 20:38:32

Middle Channel / 16QAM

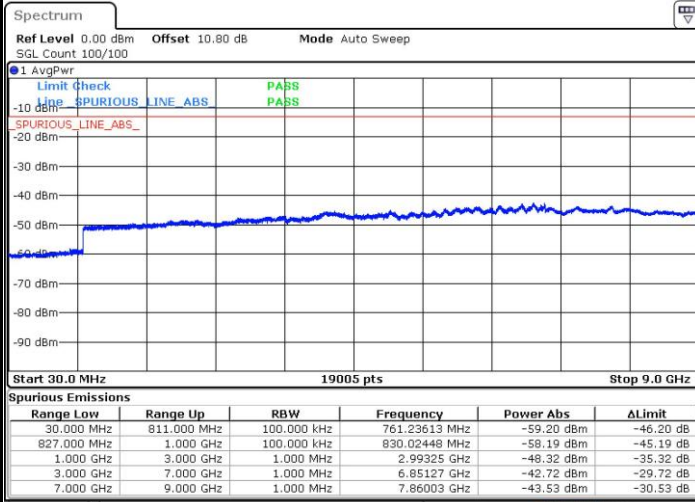


Date: 21 APR 2017 20:39:26



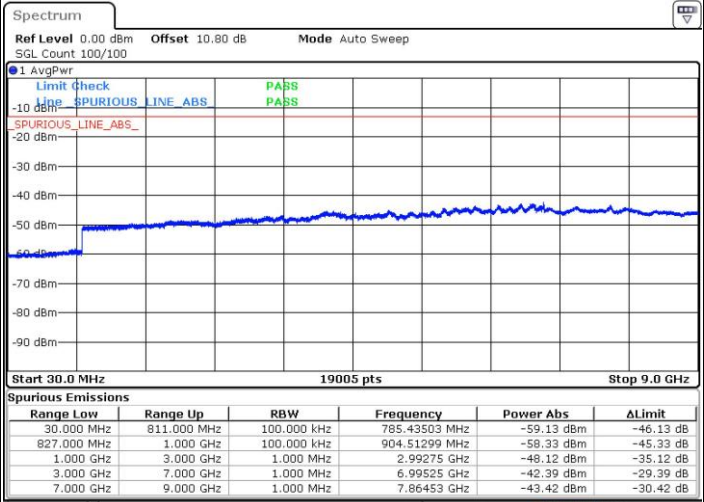
LTE Band 26 / 1.4MHz

Highest Channel / QPSK



Date: 21 APR 2017 20:41:02

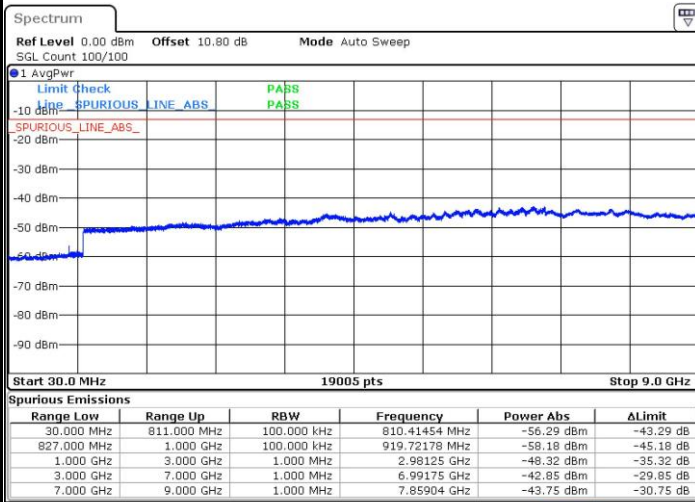
Highest Channel / 16QAM



Date: 21 APR 2017 20:41:56

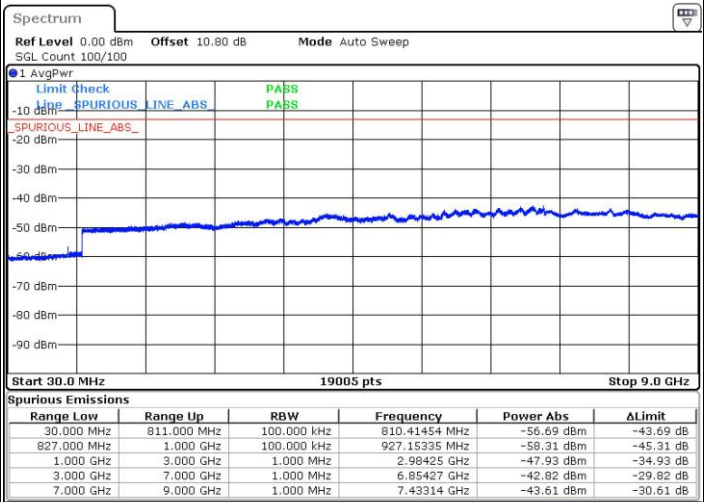
LTE Band 26 / 3MHz

Lowest Channel / QPSK



Date: 21 APR 2017 20:05:17

Lowest Channel / 16QAM



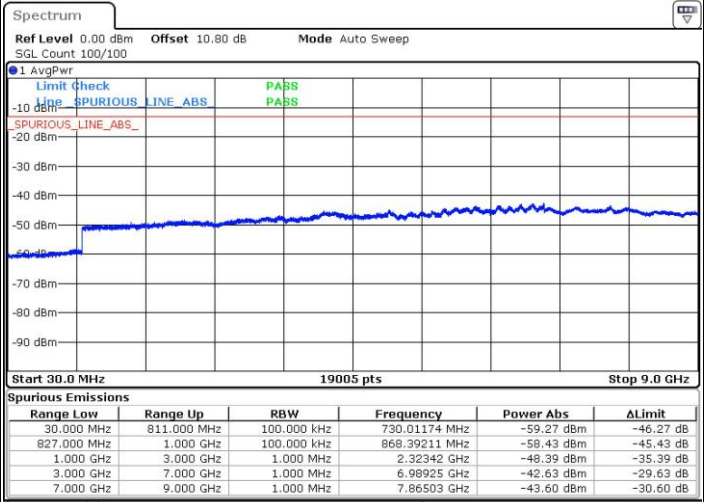
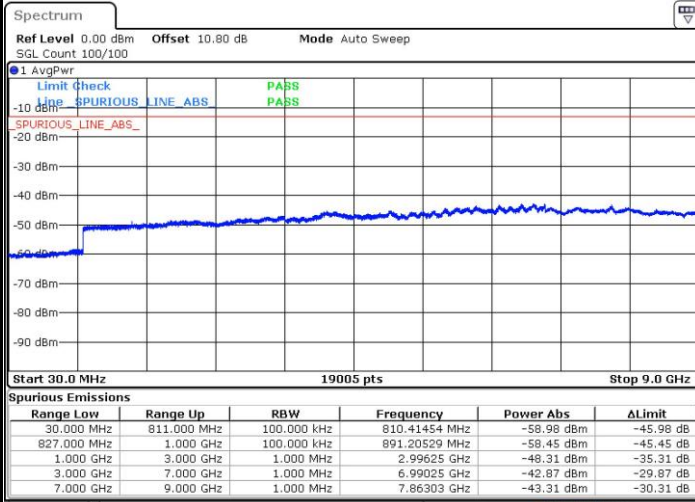
Date: 21 APR 2017 20:06:11



LTE Band 26 / 3MHz

Middle Channel / QPSK

Middle Channel / 16QAM

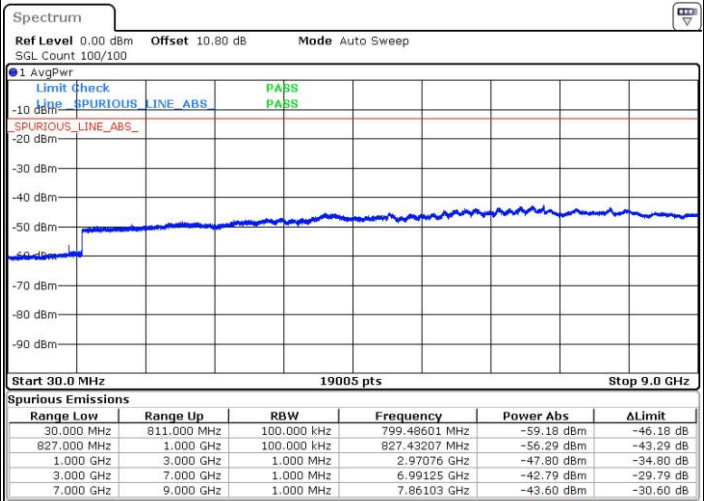
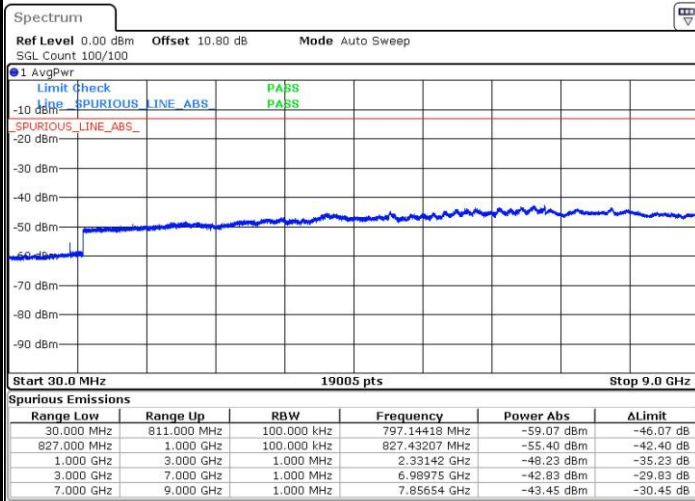


Date: 21 APR 2017 20:07:47

Date: 21 APR 2017 20:08:41

Highest Channel / QPSK

Highest Channel / 16QAM



Date: 21 APR 2017 20:10:17

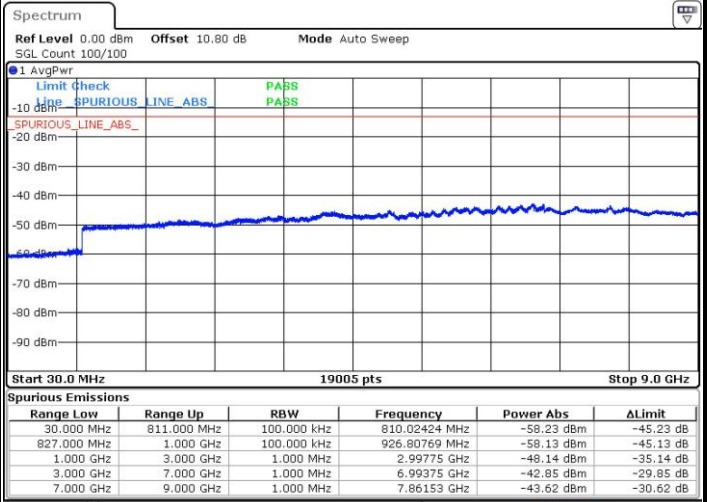
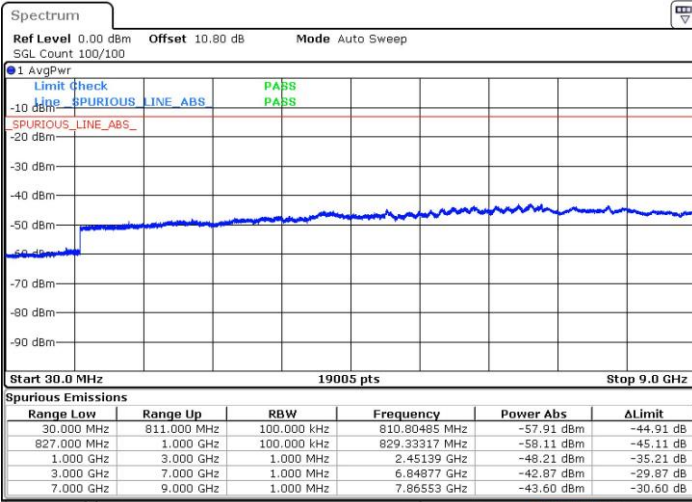
Date: 21 APR 2017 20:11:11



LTE Band 26 / 5MHz

Lowest Channel / QPSK

Lowest Channel / 16QAM

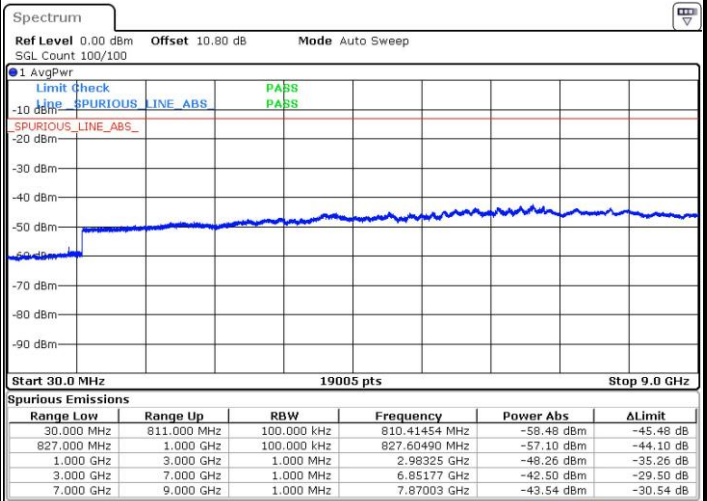
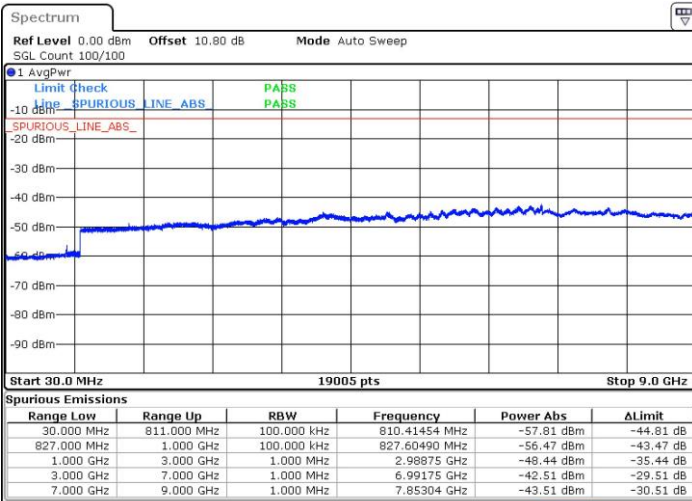


Date: 21 APR 2017 20:12:47

Date: 21 APR 2017 20:13:41

Middle Channel / QPSK

Middle Channel / 16QAM



Date: 21 APR 2017 20:15:17

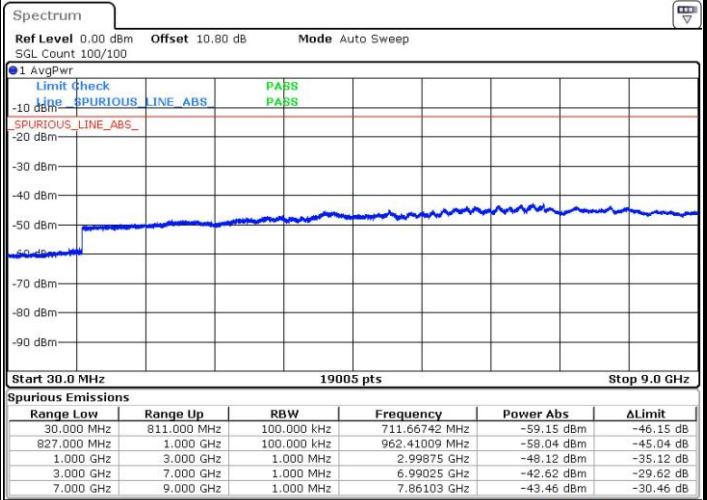
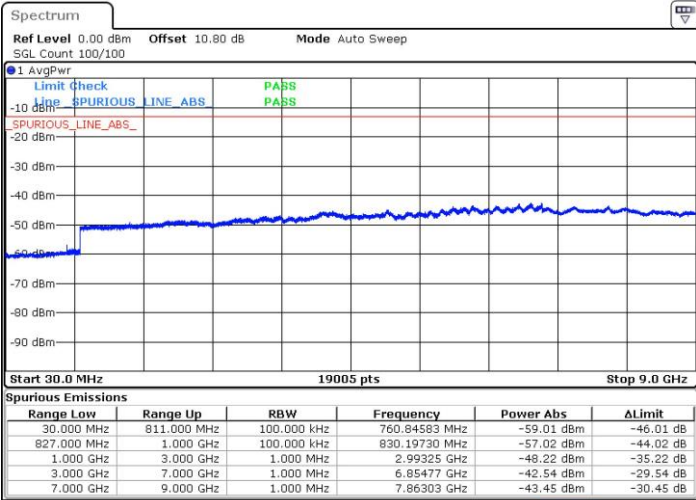
Date: 21 APR 2017 20:16:11



LTE Band 26 / 5MHz

Highest Channel / QPSK

Highest Channel / 16QAM



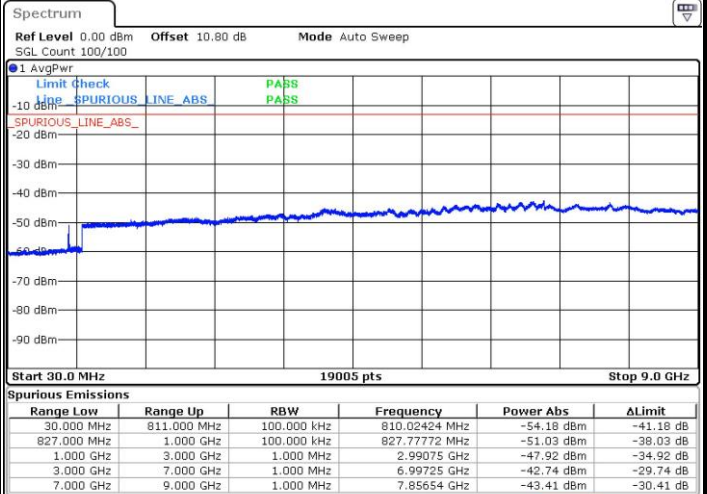
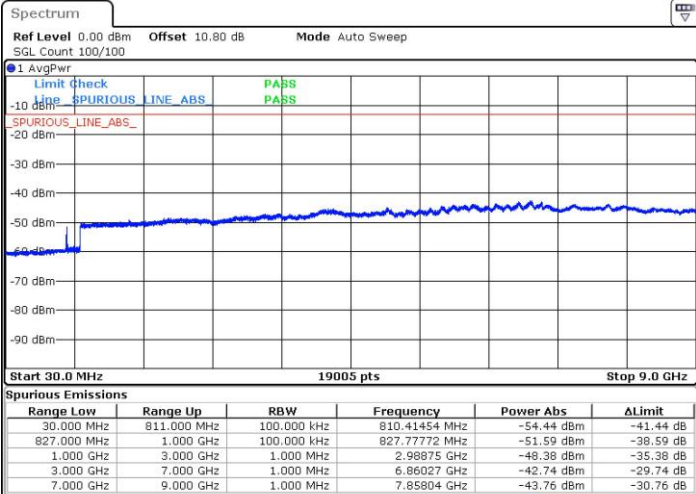
Date: 21 APR 2017 20:17:47

Date: 21 APR 2017 20:18:41

LTE Band 26 / 10MHz

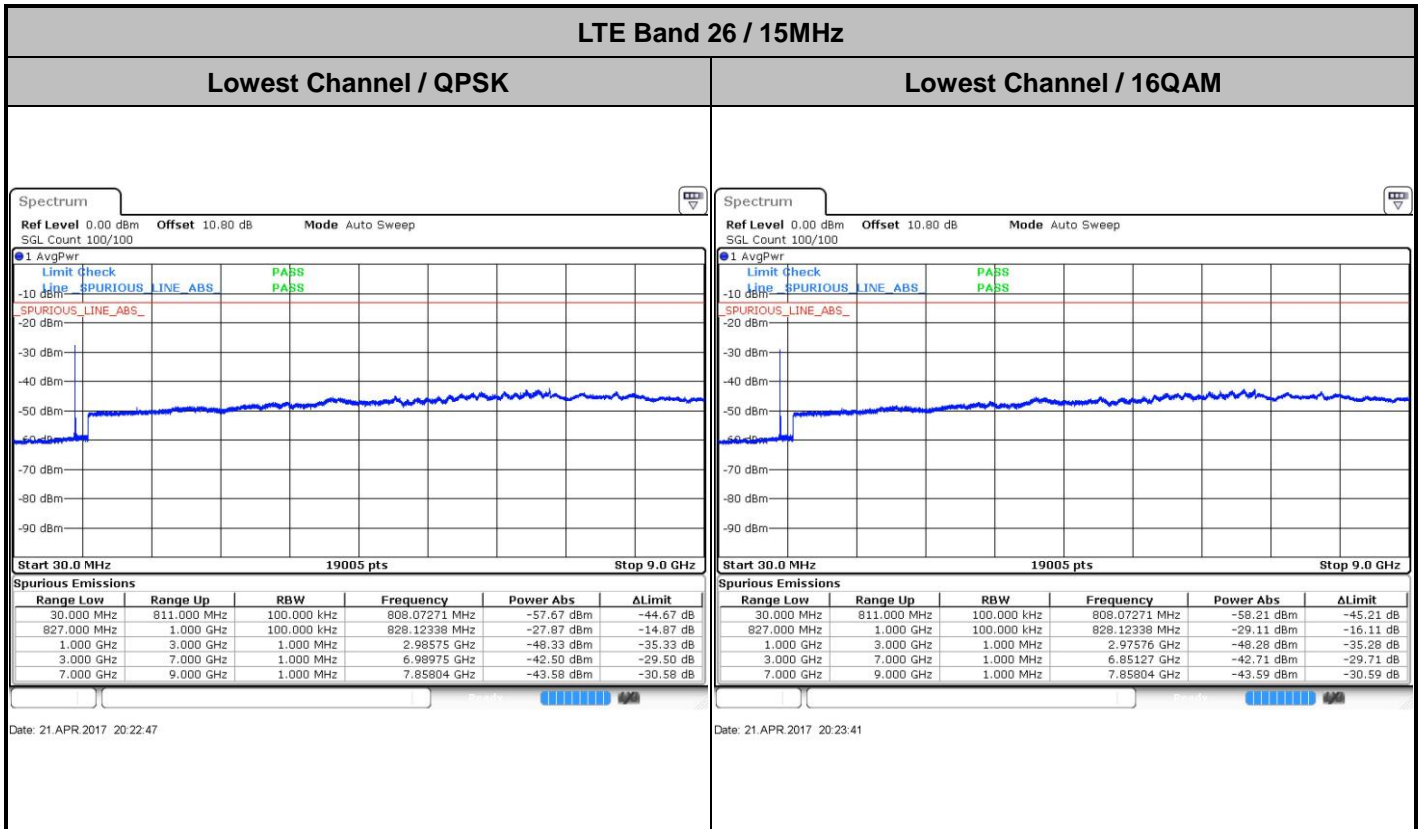
Middle Channel / QPSK

Middle Channel / 16QAM



Date: 21 APR 2017 20:20:17

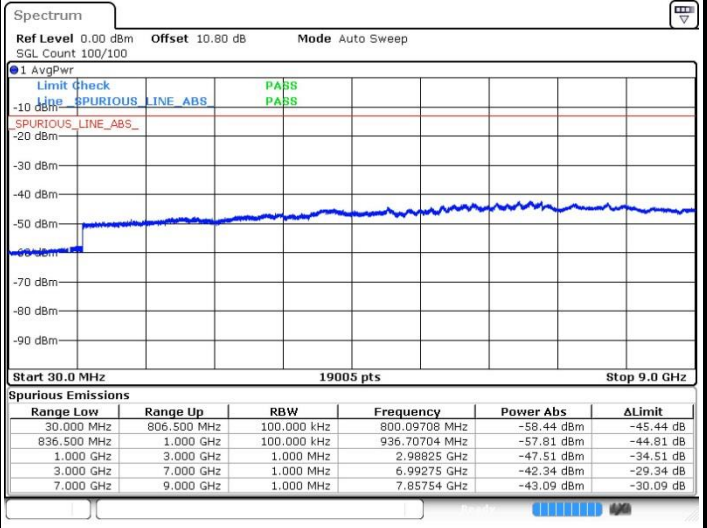
Date: 21 APR 2017 20:21:11





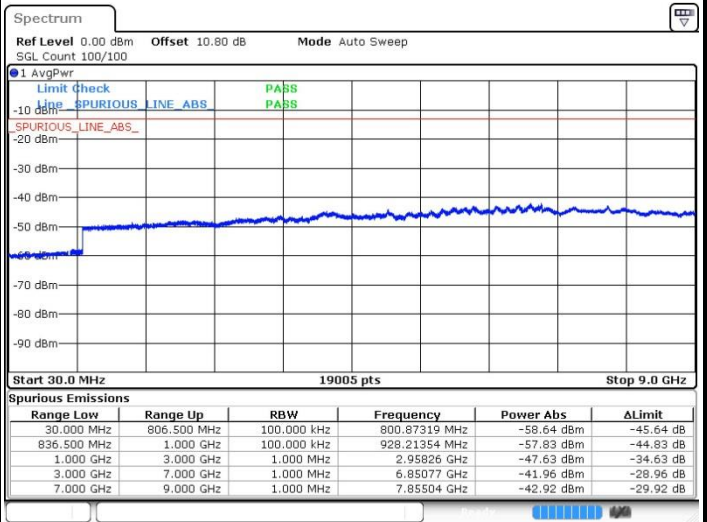
LTE Band 26 / 1.4MHz

Lowest Channel / 64QAM



Date: 28.APR.2017 16:05:46

Middle Channel / 64QAM

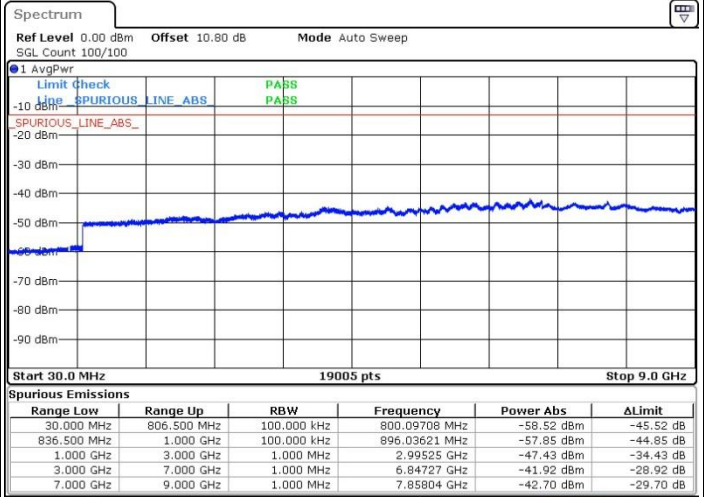


Date: 28.APR.2017 16:07:02



LTE Band 26 / 1.4MHz

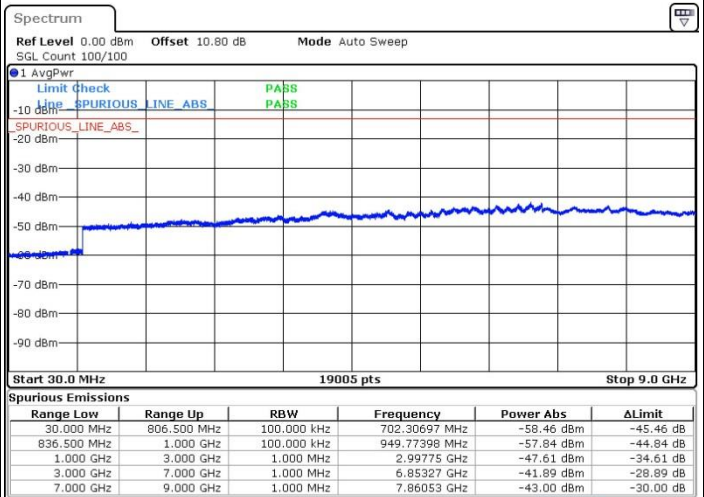
Highest Channel / 64QAM



Date: 28.APR.2017 16:08:19

LTE Band 26 / 3MHz

Lowest Channel / 64QAM

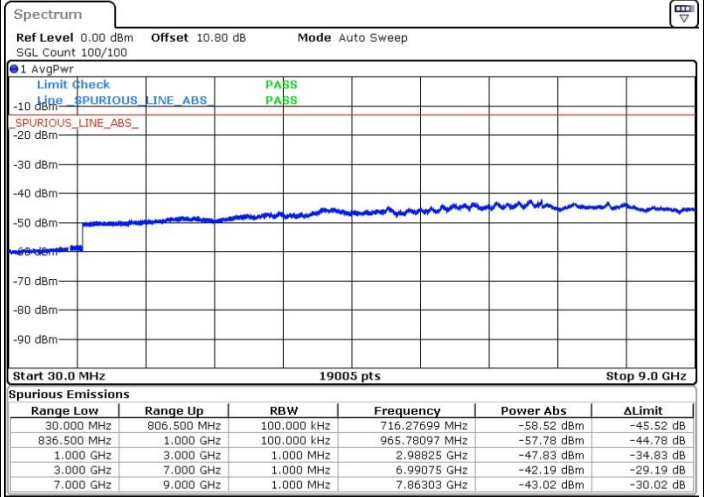


Date: 28.APR.2017 15:53:45



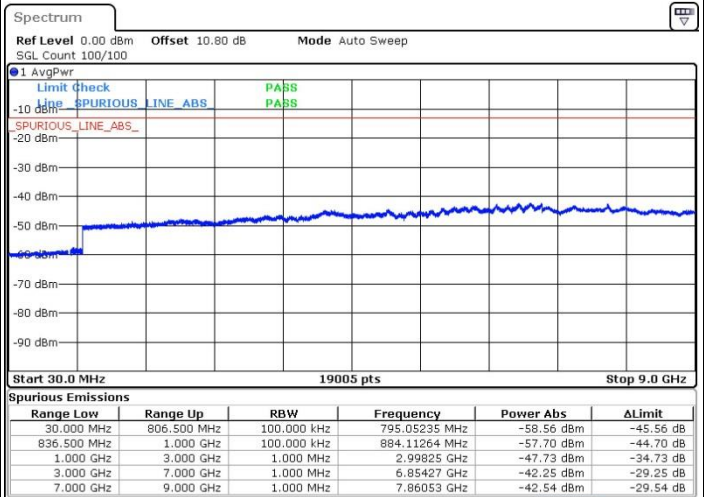
LTE Band 26 / 3MHz

Middle Channel / 64QAM



Date: 28.APR.2017 15:55:01

Highest Channel / 64QAM

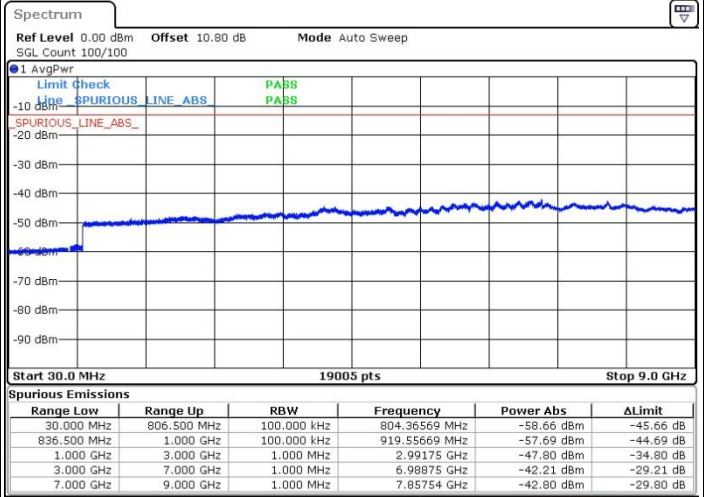


Date: 28.APR.2017 15:56:17



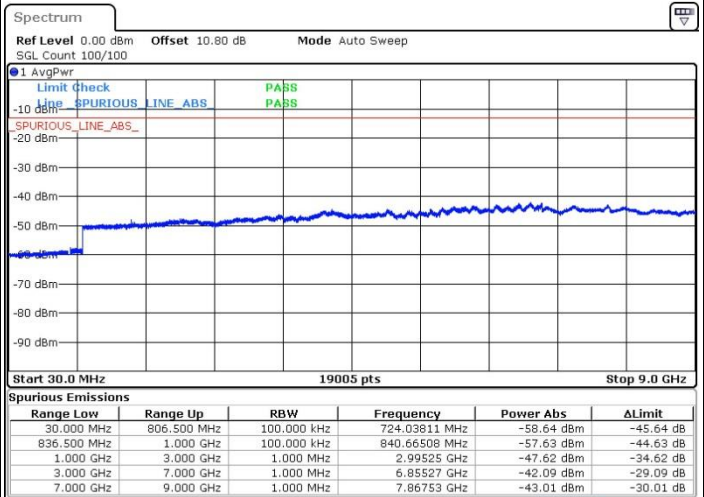
LTE Band 26 / 5MHz

Lowest Channel / 64QAM



Date: 28.APR.2017 15:57:33

Middle Channel / 64QAM

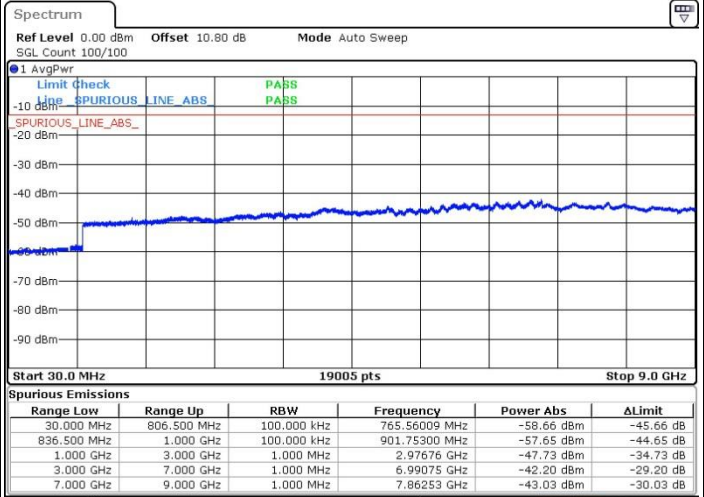


Date: 28.APR.2017 15:58:50



LTE Band 26 / 5MHz

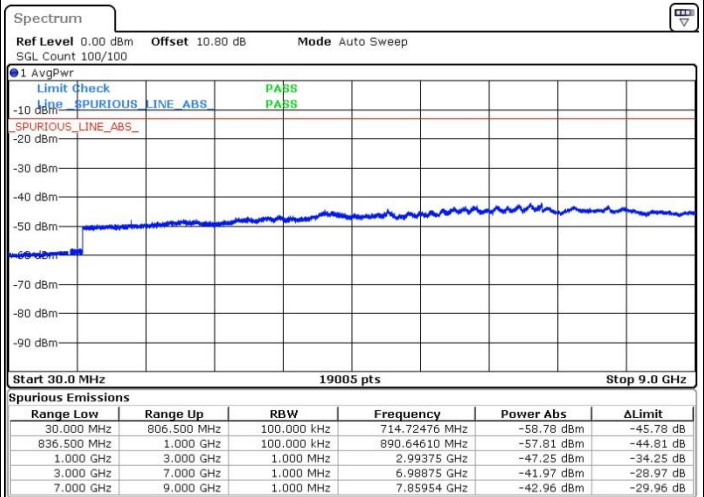
Highest Channel / 64QAM



Date: 28.APR.2017 16:00:06

LTE Band 26 / 10MHz

Middle Channel / 64QAM

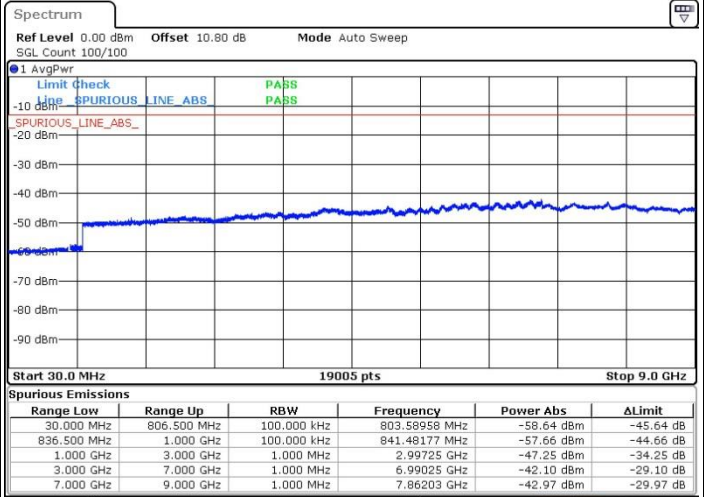


Date: 28.APR.2017 16:01:22



LTE Band 26 / 15MHz

Lowest Channel / 64QAM



Date: 28.APR.2017 16:02:38



Frequency Stability

Test Conditions		LTE Band 26 (QPSK) / Middle Channel	Limit
Temperature (°C)	Voltage (Volt)	BW 10MHz	Note 2.
		Deviation (ppm)	Result
50	Normal Voltage	0.0095	PASS
40	Normal Voltage	0.0012	
30	Normal Voltage	0.0010	
20(Ref.)	Normal Voltage	0.0000	
10	Normal Voltage	0.0006	
0	Normal Voltage	0.0012	
-10	Normal Voltage	0.0013	
-20	Normal Voltage	0.0005	
-30	Normal Voltage	0.0029	
20	Maximum Voltage	0.0033	
20	Normal Voltage	0.0000	
20	Battery End Point	0.0006	

Note:

1. Normal Voltage =3.8 V. ; Battery End Point (BEP) =3.6 V. ; Maximum Voltage =4.35 V.
2. Note: The frequency fundamental emissions stay within the authorized frequency block.



Test Conditions		LTE Band 26 (QPSK) / Low Channel	Limit
Temperature (°C)	Voltage (Volt)	BW 15MHz	Note 2.
		Deviation (ppm)	Result
50	Normal Voltage	0.0024	PASS
40	Normal Voltage	0.0016	
30	Normal Voltage	0.0080	
20(Ref.)	Normal Voltage	0.0000	
10	Normal Voltage	0.0004	
0	Normal Voltage	0.0001	
-10	Normal Voltage	0.0009	
-20	Normal Voltage	0.0029	
-30	Normal Voltage	0.0012	
20	Maximum Voltage	0.0023	
20	Normal Voltage	0.0000	
20	Battery End Point	0.0010	

Note:

1. Normal Voltage =3.8 V. ; Battery End Point (BEP) =3.6 V. ; Maximum Voltage =4.35 V.
2. Note: The frequency fundamental emissions stay within the authorized frequency block.



Appendix B. Test Results of ERP and Radiated Test

ERP

LTE Band 26 / 15MHz (Channel 26765) (Average) (GT - LC = -0.5 dB)							
Channel	Mode	RB		Horizontal		Vertical	
		Size	Offset	ERP(dBm)	ERP(W)	ERP(dBm)	ERP(W)
Lowest	QPSK	1	0	22.50	0.18	22.00	0.1583
Middle		-	-	-	-	-	-
Highest		-	-	-	-	-	-
Lowest	16QAM	1	0	21.79	0.15	21.29	0.1345
Middle		-	-	-	-	-	-
Highest		-	-	-	-	-	-
Lowest	64QAM	1	0	20.64	0.12	20.14	0.1032
Middle		-	-	-	-	-	-
Highest		-	-	-	-	-	-
Limit	ERP < 7W			Result		PASS	



Radiated Spurious Emission

Part 90S LTE Band 26

Part 90S LTE Band 26 / 1.4MHz / QPSK									
Channel	Frequency (MHz)	EIRP (dBm)	Limit (dBm)	Over Limit (dB)	SPA Reading (dBm)	S.G. Power (dBm)	TX Cable loss (dB)	TX Antenna Gain (dBi)	Polarization (H/V)
Lowest	1624	-59.42	-13	-46.42	-46.02	-61.26	0.97	4.95	H
	2440	-69.19	-13	-56.19	-59.54	-70.99	1.27	5.22	H
	3256	-68.91	-13	-55.91	-61.78	-72.16	1.53	6.93	H
									H
									H
									H
	1624	-59.42	-13	-46.42	-46.21	-61.26	0.97	4.95	V
	2440	-68.30	-13	-55.30	-58.63	-70.10	1.27	5.22	V
	3256	-69.02	-13	-56.02	-61.69	-72.27	1.53	6.93	V
									V
									V
									V
Middle	1640	-59.55	-13	-46.55	-46.23	-61.33	0.97	4.91	H
	2456	-66.65	-13	-53.65	-57.07	-68.49	1.28	5.27	H
	3272	-68.13	-13	-55.13	-61.04	-71.44	1.53	7.00	H
									H
									H
									H
	1640	-60.13	-13	-47.13	-46.98	-61.91	0.97	4.91	V
	2456	-65.28	-13	-52.28	-55.71	-67.12	1.28	5.27	V
	3272	-68.64	-13	-55.64	-61.34	-71.95	1.53	7.00	V
									V
									V
									V



Highest	1648	-59.13	-13	-46.13	-45.81	-60.89	0.98	4.89	H
	2464	-66.85	-13	-53.85	-57.27	-68.71	1.28	5.29	H
	3290	-68.18	-13	-55.18	-61.12	-71.57	1.54	7.08	H
									H
									H
									H
									H
	1648	-59.06	-13	-46.06	-45.91	-60.82	0.98	4.89	V
	2464	-65.82	-13	-52.82	-56.25	-67.68	1.28	5.29	V
	3290	-68.41	-13	-55.41	-61.13	-71.80	1.54	7.08	V
									V
									V
									V
									V

Remark: Spurious emissions within 30-1000MHz were found more than 20dB below limit line.



Part 90S LTE Band 26 / 3MHz / QPSK									
Channel	Frequency (MHz)	EIRP (dBm)	Limit (dBm)	Over Limit (dB)	SPA Reading (dBm)	S.G. Power (dBm)	TX Cable loss (dB)	TX Antenna Gain (dBi)	Polarization (H/V)
Lowest	1624	-60.49	-13	-47.49	-47.09	-62.33	0.97	4.95	H
	2440	-67.91	-13	-54.91	-58.26	-69.71	1.27	5.22	H
	3256	-68.71	-13	-55.71	-61.58	-71.96	1.53	6.93	H
									H
									H
									H
									H
	1624	-59.35	-13	-46.35	-46.14	-61.19	0.97	4.95	V
	2440	-66.16	-13	-53.16	-56.49	-67.96	1.27	5.22	V
	3256	-68.93	-13	-55.93	-61.6	-72.18	1.53	6.93	V
									V
									V
									V
									V
Middle	1632	-59.61	-13	-46.61	-46.21	-61.42	0.97	4.93	H
	2456	-66.50	-13	-53.50	-56.92	-68.34	1.28	5.27	H
	3272	-68.15	-13	-55.15	-61.06	-71.46	1.53	7.00	H
									H
									H
									H
									H
	1632	-57.67	-13	-44.67	-44.46	-59.48	0.97	4.93	V
	2456	-65.03	-13	-52.03	-55.46	-66.87	1.28	5.27	V
	3272	-68.63	-13	-55.63	-61.33	-71.94	1.53	7.00	V
									V
									V
									V
									V
								V	



Highest	1640	-58.99	-13	-45.99	-45.67	-60.77	0.97	4.91	H
	2464	-67.35	-13	-54.35	-57.77	-69.21	1.28	5.29	H
	3288	-67.97	-13	-54.97	-60.91	-71.35	1.54	7.07	H
									H
									H
									H
									H
	1640	-57.26	-13	-44.26	-44.11	-59.04	0.97	4.91	V
	2464	-66.18	-13	-53.18	-56.61	-68.04	1.28	5.29	V
	3288	-68.45	-13	-55.45	-61.17	-71.83	1.54	7.07	V
									V
									V
									V
									V

Remark: Spurious emissions within 30-1000MHz were found more than 20dB below limit line.



Part 90S LTE Band 26 / 5MHz / QPSK									
Channel	Frequency (MHz)	EIRP (dBm)	Limit (dBm)	Over Limit (dB)	SPA Reading (dBm)	S.G. Power (dBm)	TX Cable loss (dB)	TX Antenna Gain (dBi)	Polarization (H/V)
Lowest	1624	-60.91	-13	-47.91	-47.51	-62.75	0.97	4.95	H
	2440	-67.46	-13	-54.46	-57.81	-69.26	1.27	5.22	H
	3256	-68.88	-13	-55.88	-61.75	-72.13	1.53	6.93	H
									H
									H
									H
									H
	1624	-60.59	-13	-47.59	-47.38	-62.43	0.97	4.95	V
	2440	-66.25	-13	-53.25	-56.58	-68.05	1.27	5.22	V
	3256	-68.81	-13	-55.81	-61.48	-72.06	1.53	6.93	V
									V
									V
									V
									V
Middle	1632	-60.66	-13	-47.66	-47.26	-62.47	0.97	4.93	H
	2448	-66.43	-13	-53.43	-56.78	-68.25	1.27	5.24	H
	3264	-68.15	-13	-55.15	-61.02	-71.43	1.53	6.96	H
									H
									H
									H
									H
	1632	-59.23	-13	-46.23	-46.02	-61.04	0.97	4.93	V
	2448	-65.19	-13	-52.19	-55.52	-67.01	1.27	5.24	V
	3264	-68.28	-13	-55.28	-60.95	-71.56	1.53	6.96	V
									V
									V
									V
									V
								V	



Highest	1640	-60.43	-13	-47.43	-47.11	-62.21	0.97	4.91	H
	2456	-66.22	-13	-53.22	-56.64	-68.06	1.28	5.27	H
	3280	-68.34	-13	-55.34	-61.25	-71.69	1.54	7.03	H
									H
									H
									H
									H
	1640	-58.35	-13	-45.35	-45.2	-60.13	0.97	4.91	V
	2456	-65.82	-13	-52.82	-56.25	-67.66	1.28	5.27	V
	3280	-68.61	-13	-55.61	-61.31	-71.96	1.54	7.03	V
									V
									V
									V
									V

Remark: Spurious emissions within 30-1000MHz were found more than 20dB below limit line.



Part 90S LTE Band 26 / 10MHz / QPSK									
Channel	Frequency (MHz)	EIRP (dBm)	Limit (dBm)	Over Limit (dB)	SPA Reading (dBm)	S.G. Power (dBm)	TX Cable loss (dB)	TX Antenna Gain (dBi)	Polarization (H/V)
Middle	1632	-61.06	-13	-48.06	-47.66	-62.87	0.97	4.93	H
	2440	-68.07	-13	-55.07	-58.42	-69.87	1.27	5.22	H
	3256	-68.45	-13	-55.45	-61.32	-71.70	1.53	6.93	H
									H
									H
									H
									H
	1632	-59.74	-13	-46.74	-46.53	-61.55	0.97	4.93	V
	2440	-68.04	-13	-55.04	-58.37	-69.84	1.27	5.22	V
	3256	-69.00	-13	-56.00	-61.67	-72.25	1.53	6.93	V
									V
									V
									V
									V

Remark: Spurious emissions within 30-1000MHz were found more than 20dB below limit line.



Part 90S LTE Band 26 / 15MHz / QPSK									
Channel	Frequency (MHz)	EIRP (dBm)	Limit (dBm)	Over Limit (dB)	SPA Reading (dBm)	S.G. Power (dBm)	TX Cable loss (dB)	TX Antenna Gain (dBi)	Polarization (H/V)
Lowest	1632	-60.67	-13	-47.67	-47.27	-62.48	0.97	4.93	H
	2440	-67.16	-13	-54.16	-57.51	-68.96	1.27	5.22	H
	3259	-69.05	-13	-56.05	-61.92	-72.31	1.53	6.94	H
									H
									H
									H
									H
	1632	-60.93	-13	-47.93	-47.72	-62.74	0.97	4.93	V
	2440	-66.00	-13	-53.00	-56.33	-67.80	1.27	5.22	V
	3259	-68.86	-13	-55.86	-61.53	-72.12	1.53	6.94	V
									V
									V
									V
									V

Remark: Spurious emissions within 30-1000MHz were found more than 20dB below limit line.