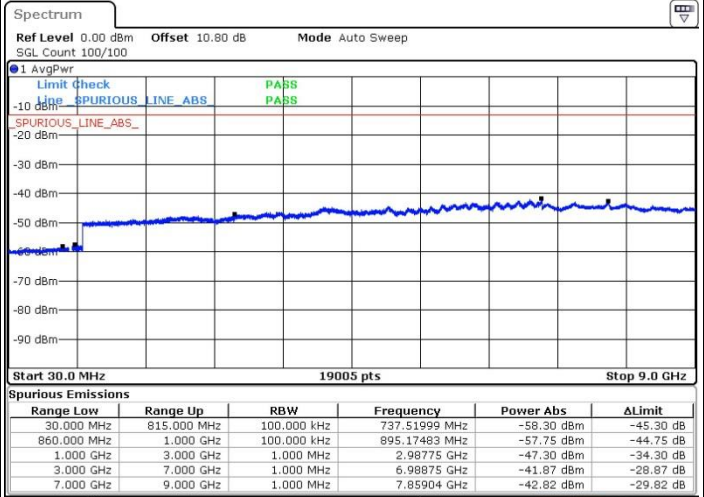




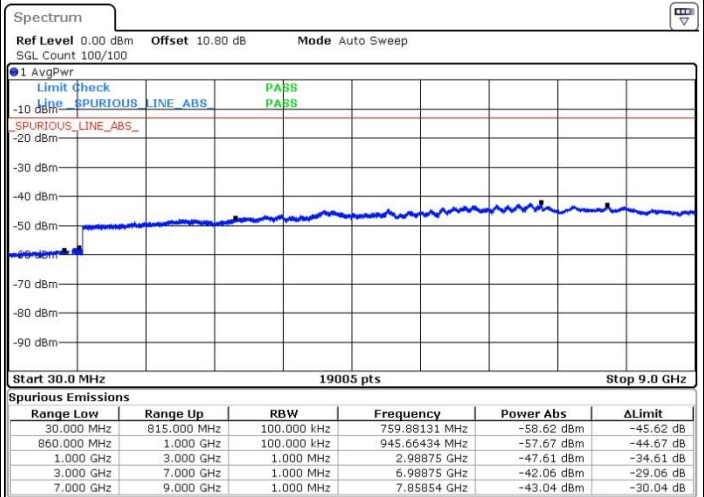
LTE Band 26 / 1.4MHz

Lowest Channel / 64QAM



Date: 28.APR.2017 00:13:20

Middle Channel / 64QAM

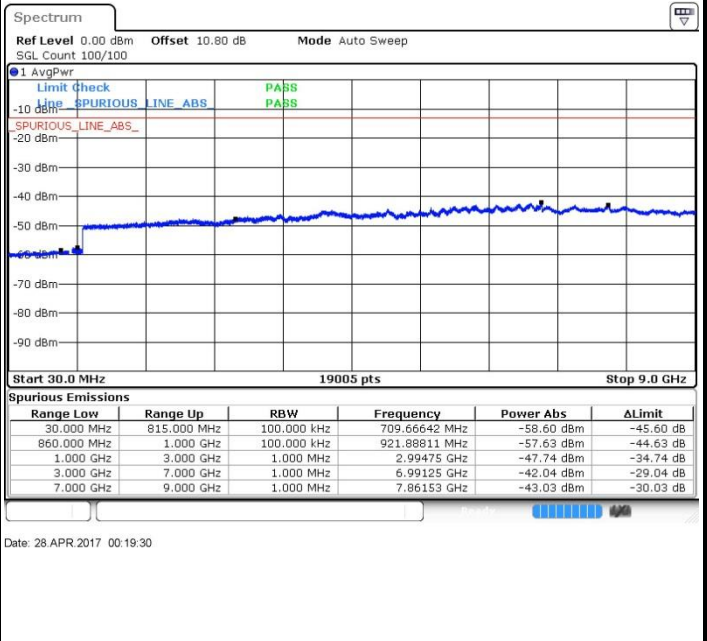


Date: 28.APR.2017 00:14:35



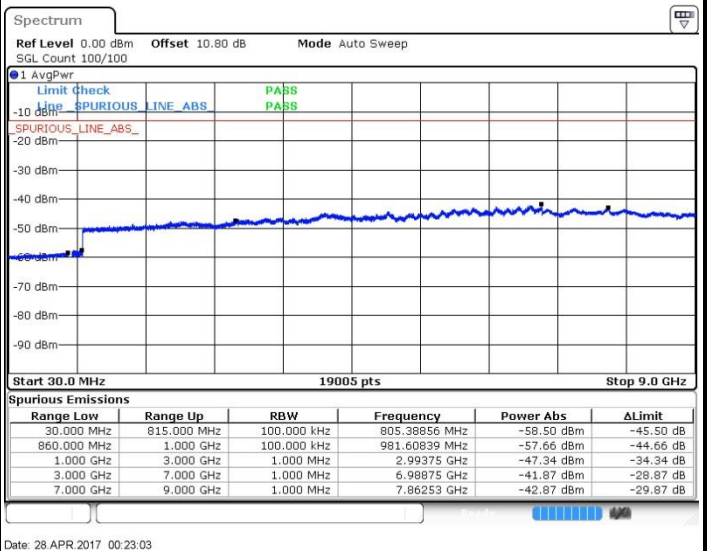
LTE Band 26 / 1.4MHz

Highest Channel / 64QAM



LTE Band 26 / 3MHz

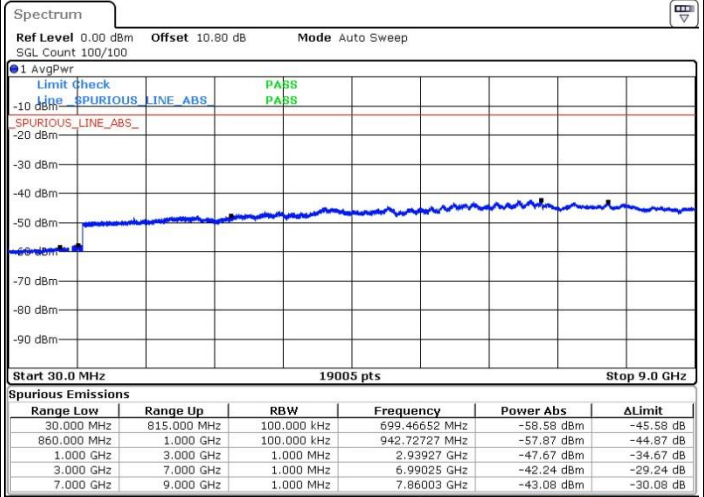
Lowest Channel / 64QAM





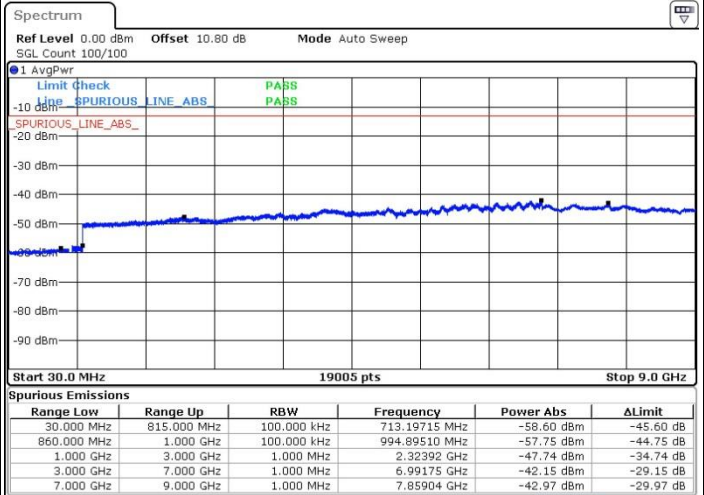
LTE Band 26 / 3MHz

Middle Channel / 64QAM



Date: 28.APR.2017 00:24:18

Highest Channel / 64QAM

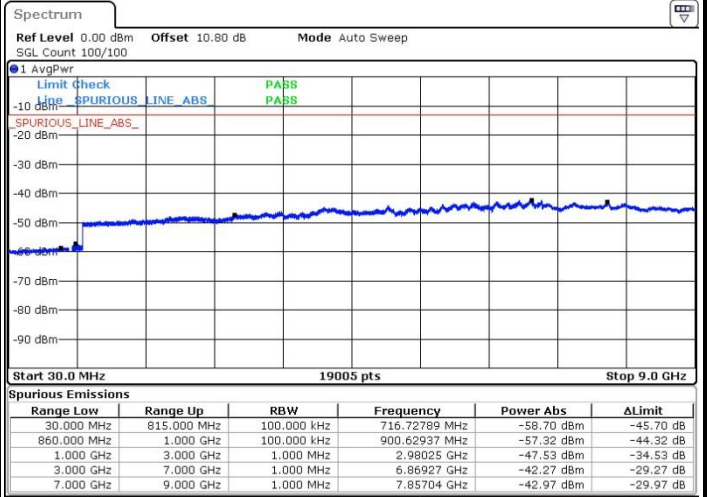


Date: 28.APR.2017 00:27:51



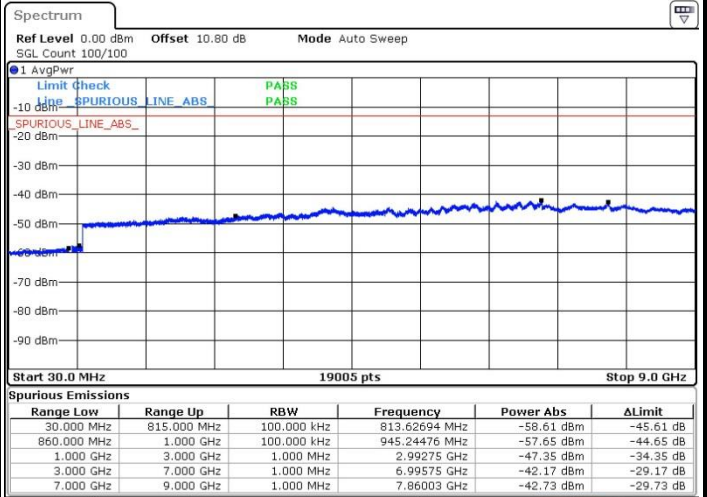
LTE Band 26 / 5MHz

Lowest Channel / 64QAM



Date: 28.APR.2017 00:31:24

Middle Channel / 64QAM

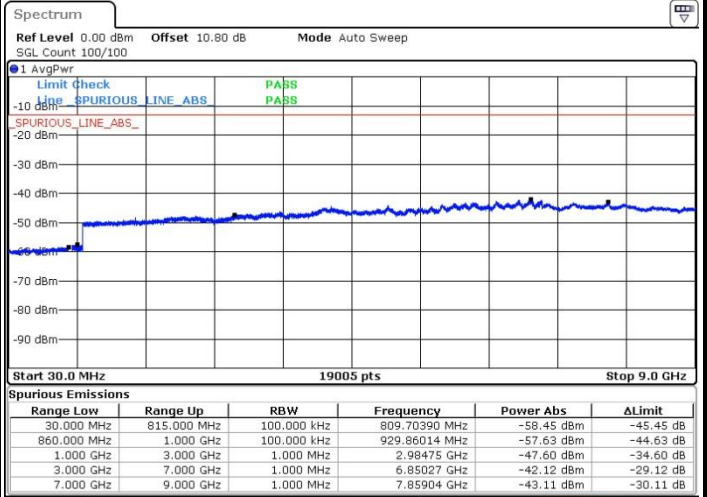


Date: 28.APR.2017 00:32:39



LTE Band 26 / 5MHz

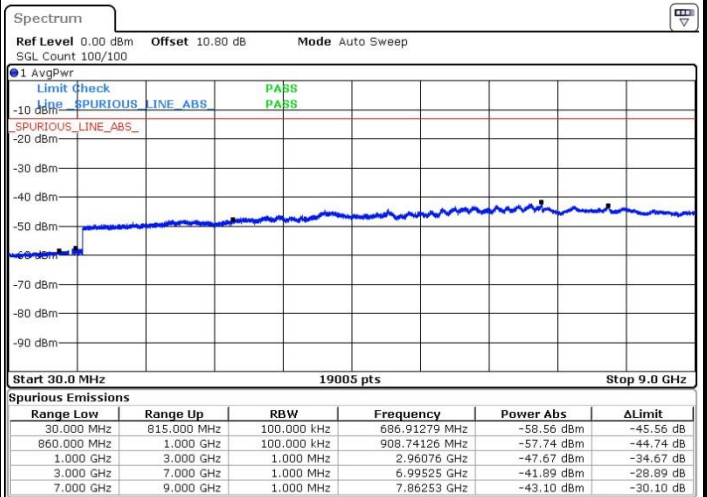
Highest Channel / 64QAM



Date: 28.APR.2017 00:36:12

LTE Band 26 / 10MHz

Lowest Channel / 64QAM

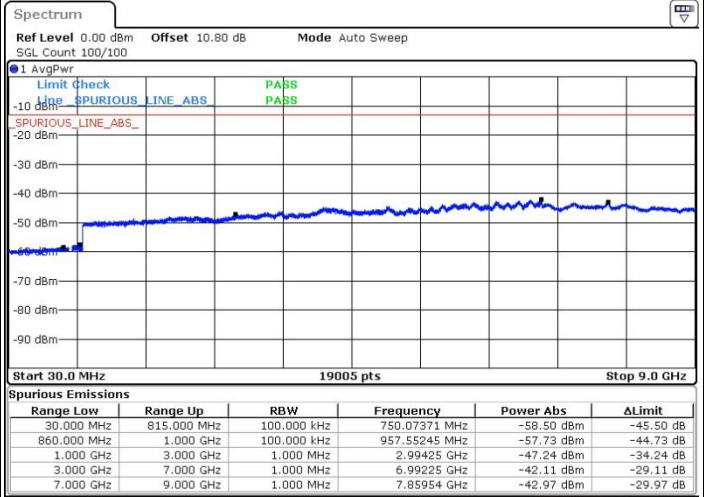


Date: 28.APR.2017 00:39:47



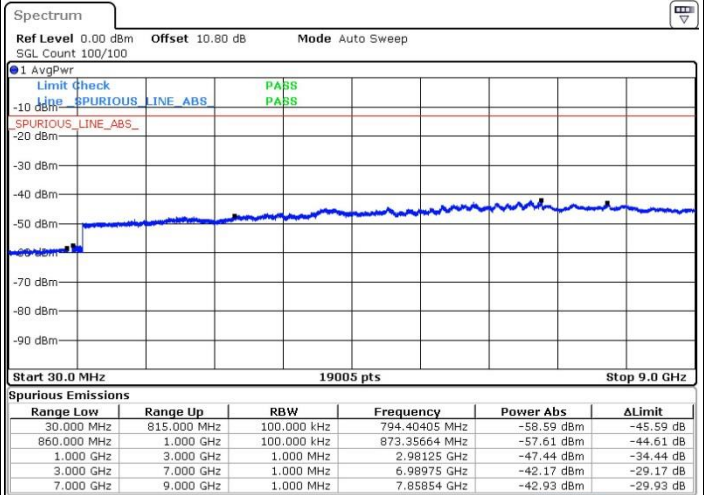
LTE Band 26 / 10MHz

Middle Channel / 64QAM



Date: 28.APR.2017 00:41:03

Highest Channel / 64QAM

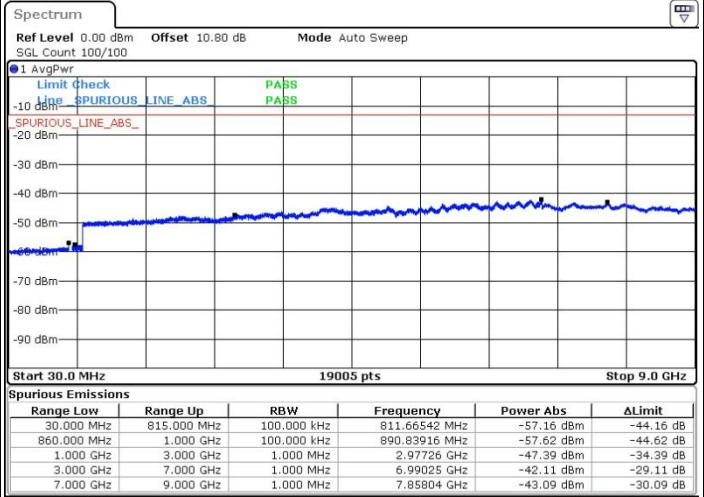


Date: 28.APR.2017 00:44:38



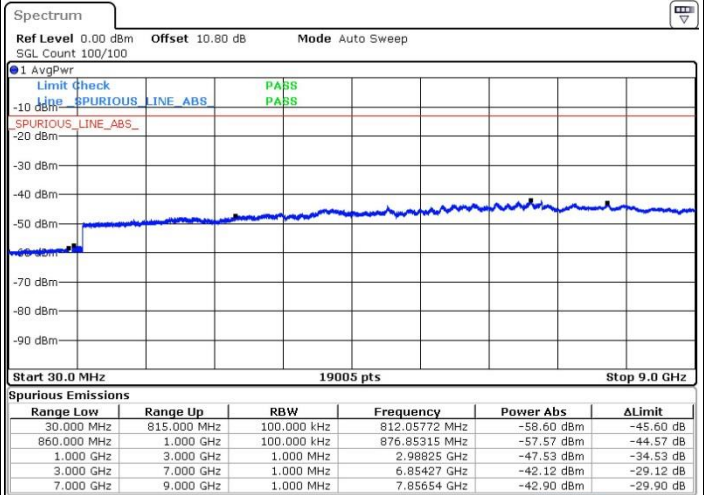
LTE Band 26 / 15MHz

Lowest Channel / 64QAM



Date: 28.APR.2017 00:48:12

Middle Channel / 64QAM



Date: 28.APR.2017 00:49:26



Frequency Stability

Test Conditions		LTE Band 26 (QPSK) / Middle Channel	Limit
Temperature (°C)	Voltage (Volt)	BW 10MHz	Note 2.
		Deviation (ppm)	Result
50	Normal Voltage	0.0006	PASS
40	Normal Voltage	0.0024	
30	Normal Voltage	0.0007	
20(Ref.)	Normal Voltage	0.0000	
10	Normal Voltage	0.0020	
0	Normal Voltage	0.0080	
-10	Normal Voltage	0.0007	
-20	Normal Voltage	0.0022	
-30	Normal Voltage	0.0002	
20	Maximum Voltage	0.0004	
20	Normal Voltage	0.0000	
20	Battery End Point	0.0004	

Note:

1. Normal Voltage =3.8 V. ; Battery End Point (BEP) =3.4 V. ; Maximum Voltage =4.35 V.
2. Note: The frequency fundamental emissions stay within the authorized frequency block.



Appendix B. Test Results of ERP/EIRP and Radiated Test

ERP/EIRP

LTE Band 2 / 15MHz (Average) (GT - LC = 0.3 dB)							
Channel	Mode	RB		Conducted		EIRP	
		Size	Offset	Power (dBm)	Power (Watts)	EIRP(dBm)	EIRP(W)
Highest	16QAM	1	0	21.96	0.1570	22.26	0.1683
Limit	EIRP < 2W			Result		PASS	

LTE Band 2 / 20MHz (Average) (GT - LC = 0.3 dB)							
Channel	Mode	RB		Conducted		EIRP	
		Size	Offset	Power (dBm)	Power (Watts)	EIRP(dBm)	EIRP(W)
Highest	QPSK	1	0	22.90	0.1950	23.20	0.2089
Highest	64QAM	1	0	22.00	0.1585	22.30	0.1698
Limit	EIRP < 2W			Result		PASS	

LTE Band 25 / 20MHz (Average) (GT - LC = -0.7 dB)							
Channel	Mode	RB		Conducted		EIRP	
		Size	Offset	Power (dBm)	Power (Watts)	EIRP(dBm)	EIRP(W)
Middle	QPSK	1	0	22.79	0.1901	22.09	0.1618
Lowest	16QAM	1	0	21.99	0.1581	21.29	0.1346
Middle	64QAM	1	0	21.02	0.1265	20.32	0.1076
Limit	EIRP < 2W			Result		PASS	

LTE Band 4 / 20MHz (Average) (GT - LC = 0.3 dB)							
Channel	Mode	RB		Conducted		EIRP	
		Size	Offset	Power (dBm)	Power (Watts)	EIRP(dBm)	EIRP(W)
Highest	QPSK	1	0	22.82	0.1914	23.12	0.2051
Highest	16QAM	1	0	22.02	0.1592	22.32	0.1706
Middle	64QAM	1	0	21.92	0.1556	22.22	0.1667
Limit	EIRP < 1W			Result		PASS	



LTE Band 5 / 1.4MHz (Average) (GT - LC = -0.5 dB)							
Channel	Mode	RB		Conducted		ERP	
		Size	Offset	Power (dBm)	Power (Watts)	ERP(dBm)	ERP(W)
Lowest	QPSK	3	1	22.56	0.1803	19.91	0.0979
Middle		3	1	22.37	0.1726	19.72	0.0938
Highest		3	1	22.33	0.1710	19.68	0.0929
Lowest	16QAM	1	3	21.57	0.1435	18.92	0.0780
Middle		1	3	21.50	0.1413	18.85	0.0767
Highest		1	3	21.42	0.1387	18.77	0.0753
Lowest	64QAM	1	0	20.67	0.1167	18.02	0.0634
Middle		1	0	20.48	0.1117	17.83	0.0607
Highest		1	0	20.46	0.1112	17.81	0.0604
Limit	ERP < 7W			Result		PASS	

LTE Band 5 / 3MHz (Average) (GT - LC = -0.5 dB)							
Channel	Mode	RB		Conducted		ERP	
		Size	Offset	Power (dBm)	Power (Watts)	ERP(dBm)	ERP(W)
Lowest	QPSK	1	0	22.53	0.1791	19.88	0.0973
Middle		1	0	22.38	0.1730	19.73	0.0940
Highest		1	0	22.30	0.1698	19.65	0.0923
Lowest	16QAM	1	0	21.77	0.1503	19.12	0.0817
Middle		1	0	21.63	0.1455	18.98	0.0791
Highest		1	0	21.50	0.1413	18.85	0.0767
Lowest	64QAM	1	0	20.74	0.1186	18.09	0.0644
Middle		1	0	20.58	0.1143	17.93	0.0621
Highest		1	0	20.39	0.1094	17.74	0.0594
Limit	ERP < 7W			Result		PASS	

LTE Band 5 / 5MHz (Average) (GT - LC = -0.5 dB)							
Channel	Mode	RB		Conducted		ERP	
		Size	Offset	Power (dBm)	Power (Watts)	ERP(dBm)	ERP(W)
Lowest	QPSK	1	12	22.56	0.1803	19.91	0.0979
Middle		1	12	22.36	0.1722	19.71	0.0935
Highest		1	12	22.26	0.1683	19.61	0.0914
Lowest	16QAM	1	12	21.84	0.1528	19.19	0.0830
Middle		1	12	21.63	0.1455	18.98	0.0791
Highest		1	12	21.55	0.1429	18.90	0.0776
Lowest	64QAM	1	0	20.73	0.1183	18.08	0.0643
Middle		1	0	20.53	0.1130	17.88	0.0614
Highest		1	0	20.42	0.1102	17.77	0.0598
Limit	ERP < 7W			Result		PASS	



LTE Band 5 / 10MHz (Average) (GT - LC = -0.5 dB)							
Channel	Mode	RB		Conducted		ERP	
		Size	Offset	Power (dBm)	Power (Watts)	ERP(dBm)	ERP(W)
Lowest	QPSK	1	0	22.43	0.1750	19.78	0.0951
Middle		1	0	22.57	0.1807	19.92	0.0982
Highest		1	0	22.40	0.1738	19.75	0.0944
Lowest	16QAM	1	0	21.76	0.1500	19.11	0.0815
Middle		1	0	21.69	0.1476	19.04	0.0802
Highest		1	0	21.64	0.1459	18.99	0.0793
Lowest	64QAM	1	0	20.76	0.1191	18.11	0.0647
Middle		1	0	20.58	0.1143	17.93	0.0621
Highest		1	0	20.48	0.1117	17.83	0.0607
Limit	ERP < 7W			Result		PASS	



LTE Band 7 / 5MHz (Average) (GT - LC = -0.9 dB)							
Channel	Mode	RB		Conducted		EIRP	
		Size	Offset	Power (dBm)	Power (Watts)	EIRP(dBm)	EIRP(W)
Lowest	QPSK	1	0	22.07	0.1611	21.17	0.1309
Middle		1	0	22.09	0.1618	21.19	0.1315
Highest		1	0	22.13	0.1633	21.23	0.1327
Lowest	16QAM	1	24	21.45	0.1396	20.55	0.1135
Middle		1	24	21.44	0.1393	20.54	0.1132
Highest		1	24	21.71	0.1483	20.81	0.1205
Lowest	64QAM	1	0	20.32	0.1076	19.42	0.0875
Middle		1	0	20.25	0.1059	19.35	0.0861
Highest		1	0	20.49	0.1119	19.59	0.0910
Limit	EIRP < 2W		Result		PASS		

LTE Band 7 / 10MHz (Average) (GT - LC = -0.9 dB)							
Channel	Mode	RB		Conducted		EIRP	
		Size	Offset	Power (dBm)	Power (Watts)	EIRP(dBm)	EIRP(W)
Lowest	QPSK	1	0	22.04	0.1600	21.14	0.1300
Middle		1	0	22.07	0.1611	21.17	0.1309
Highest		1	0	22.13	0.1633	21.23	0.1327
Lowest	16QAM	1	49	21.35	0.1365	20.45	0.1109
Middle		1	49	21.57	0.1435	20.67	0.1167
Highest		1	49	21.57	0.1435	20.67	0.1167
Lowest	64QAM	1	49	20.22	0.1052	19.32	0.0855
Middle		1	49	20.30	0.1072	19.40	0.0871
Highest		1	49	20.38	0.1091	19.48	0.0887
Limit	EIRP < 2W		Result		PASS		

LTE Band 7 / 15MHz (Average) (GT - LC = -0.9 dB)							
Channel	Mode	RB		Conducted		EIRP	
		Size	Offset	Power (dBm)	Power (Watts)	EIRP(dBm)	EIRP(W)
Lowest	QPSK	1	0	22.10	0.1622	21.20	0.1318
Middle		1	0	22.12	0.1629	21.22	0.1324
Highest		1	0	22.09	0.1618	21.19	0.1315
Lowest	16QAM	1	74	21.41	0.1384	20.51	0.1125
Middle		1	74	21.51	0.1416	20.61	0.1151
Highest		1	74	21.65	0.1462	20.75	0.1189
Lowest	64QAM	1	0	20.26	0.1062	19.36	0.0863
Middle		1	0	20.30	0.1072	19.40	0.0871
Highest		1	0	20.34	0.1081	19.44	0.0879
Limit	EIRP < 2W		Result		PASS		



LTE Band 7 / 20MHz (Average) (GT - LC = -0.9 dB)							
Channel	Mode	RB		Conducted		EIRP	
		Size	Offset	Power (dBm)	Power (Watts)	EIRP(dBm)	EIRP(W)
Lowest	QPSK	1	0	22.07	0.1611	21.17	0.1309
Middle		1	0	22.09	0.1618	21.19	0.1315
Highest		1	0	22.14	0.1637	21.24	0.1330
Lowest	16QAM	1	99	21.45	0.1396	20.55	0.1135
Middle		1	99	21.44	0.1393	20.54	0.1132
Highest		1	99	21.71	0.1483	20.81	0.1205
Lowest	64QAM	1	0	20.23	0.1054	19.33	0.0857
Middle		1	0	20.29	0.1069	19.39	0.0869
Highest		1	0	20.24	0.1057	19.34	0.0859
Limit	EIRP < 2W			Result		PASS	



LTE Band 12 / 1.4MHz (Average) (GT - LC = -0.5 dB)							
Channel	Mode	RB		Conducted		ERP	
		Size	Offset	Power (dBm)	Power (Watts)	ERP(dBm)	ERP(W)
Lowest	QPSK	1	3	22.14	0.1637	19.49	0.0889
Middle		1	3	22.24	0.1675	19.59	0.0910
Highest		1	3	22.34	0.1714	19.69	0.0931
Lowest	16QAM	1	3	21.64	0.1459	18.99	0.0793
Middle		1	3	21.49	0.1409	18.84	0.0766
Highest		1	3	21.57	0.1435	18.92	0.0780
Lowest	64QAM	1	3	20.59	0.1146	17.94	0.0622
Middle		1	3	20.39	0.1094	17.74	0.0594
Highest		1	3	20.52	0.1127	17.87	0.0612
Limit	ERP < 3W			Result		PASS	

LTE Band 12 / 3MHz (Average) (GT - LC = -0.5 dB)							
Channel	Mode	RB		Conducted		ERP	
		Size	Offset	Power (dBm)	Power (Watts)	ERP(dBm)	ERP(W)
Lowest	QPSK	1	0	22.20	0.1660	19.55	0.0902
Middle		1	0	22.17	0.1648	19.52	0.0895
Highest		1	0	22.32	0.1706	19.67	0.0927
Lowest	16QAM	1	8	21.53	0.1422	18.88	0.0773
Middle		1	8	21.46	0.1400	18.81	0.0760
Highest		1	8	21.67	0.1469	19.02	0.0798
Lowest	64QAM	1	0	20.48	0.1117	17.83	0.0607
Middle		1	0	20.49	0.1119	17.84	0.0608
Highest		1	0	20.57	0.1140	17.92	0.0619
Limit	ERP < 3W			Result		PASS	

LTE Band 12 / 5MHz (Average) (GT - LC = -0.5 dB)							
Channel	Mode	RB		Conducted		ERP	
		Size	Offset	Power (dBm)	Power (Watts)	ERP(dBm)	ERP(W)
Lowest	QPSK	1	0	22.27	0.1687	19.62	0.0916
Middle		1	0	22.34	0.1714	19.69	0.0931
Highest		1	0	22.16	0.1644	19.51	0.0893
Lowest	16QAM	1	24	21.96	0.1570	19.31	0.0853
Middle		1	24	21.70	0.1479	19.05	0.0804
Highest		1	24	21.93	0.1560	19.28	0.0847
Lowest	64QAM	1	12	20.66	0.1164	18.01	0.0632
Middle		1	12	20.56	0.1138	17.91	0.0618
Highest		1	12	20.46	0.1112	17.81	0.0604
Limit	ERP < 3W			Result		PASS	



LTE Band 12 / 10MHz (Average) (GT - LC = -0.5 dB)							
Channel	Mode	RB		Conducted		ERP	
		Size	Offset	Power (dBm)	Power (Watts)	ERP(dBm)	ERP(W)
Lowest	QPSK	1	0	22.22	0.1667	19.57	0.0906
Middle		1	0	22.36	0.1722	19.71	0.0935
Highest		1	0	22.22	0.1667	19.57	0.0906
Lowest	16QAM	1	49	21.53	0.1422	18.88	0.0773
Middle		1	49	21.56	0.1432	18.91	0.0778
Highest		1	49	21.61	0.1449	18.96	0.0787
Lowest	64QAM	1	25	20.67	0.1167	18.02	0.0634
Middle		1	25	20.59	0.1146	17.94	0.0622
Highest		1	25	20.53	0.1130	17.88	0.0614
Limit	ERP < 3W			Result		PASS	



LTE Band 13 / 5MHz (Average) (GT - LC = -0.5 dB)							
Channel	Mode	RB		Conducted		ERP	
		Size	Offset	Power (dBm)	Power (Watts)	ERP(dBm)	ERP(W)
Lowest	QPSK	1	0	22.35	0.1718	19.70	0.0933
Middle		1	0	22.33	0.1710	19.68	0.0929
Highest		1	0	22.30	0.1698	19.65	0.0923
Lowest	16QAM	1	12	21.65	0.1462	19.00	0.0794
Middle		1	12	21.49	0.1409	18.84	0.0766
Highest		1	12	21.77	0.1503	19.12	0.0817
Lowest	64QAM	1	0	20.26	0.1062	17.61	0.0577
Middle		1	0	20.48	0.1117	17.83	0.0607
Highest		1	0	20.20	0.1047	17.55	0.0569
Limit	ERP < 3W			Result		PASS	

LTE Band 13 / 10MHz (Average) (GT - LC = -0.5 dB)							
Channel	Mode	RB		Conducted		ERP	
		Size	Offset	Power (dBm)	Power (Watts)	ERP(dBm)	ERP(W)
Lowest	QPSK	-	-	-	-	-	-
Middle		1	0	22.37	0.1726	19.72	0.0938
Highest		-	-	-	-	-	-
Lowest	16QAM	-	-	-	-	-	-
Middle		1	0	21.49	0.1409	18.84	0.0766
Highest		-	-	-	-	-	-
Lowest	64QAM	-	-	-	-	-	-
Middle		1	0	20.51	0.1125	17.86	0.0611
Highest		-	-	-	-	-	-
Limit	ERP < 3W			Result		PASS	



LTE Band 17 / 5MHz (Average) (GT - LC = -0.5 dB)							
Channel	Mode	RB		Conducted		ERP	
		Size	Offset	Power (dBm)	Power (Watts)	ERP(dBm)	ERP(W)
Lowest	QPSK	1	12	22.27	0.1687	19.62	0.0916
Middle		1	12	22.42	0.1746	19.77	0.0948
Highest		1	12	22.37	0.1726	19.72	0.0938
Lowest	16QAM	1	24	21.35	0.1365	18.70	0.0741
Middle		1	24	21.58	0.1439	18.93	0.0782
Highest		1	24	21.73	0.1489	19.08	0.0809
Lowest	64QAM	1	24	20.54	0.1132	17.89	0.0615
Middle		1	24	20.55	0.1135	17.90	0.0617
Highest		1	24	20.63	0.1156	17.98	0.0628
Limit	ERP < 3W			Result		PASS	

LTE Band 17 / 10MHz (Average) (GT - LC = -0.5 dB)							
Channel	Mode	RB		Conducted		ERP	
		Size	Offset	Power (dBm)	Power (Watts)	ERP(dBm)	ERP(W)
Lowest	QPSK	1	0	22.41	0.1742	19.76	0.0946
Middle		1	0	22.43	0.1750	19.78	0.0951
Highest		1	0	22.30	0.1698	19.65	0.0923
Lowest	16QAM	1	0	21.65	0.1462	19.00	0.0794
Middle		1	0	21.46	0.1400	18.81	0.0760
Highest		1	0	21.82	0.1521	19.17	0.0826
Lowest	64QAM	1	49	20.63	0.1156	17.98	0.0628
Middle		1	49	20.61	0.1151	17.96	0.0625
Highest		1	49	20.63	0.1156	17.98	0.0628
Limit	ERP < 3W			Result		PASS	



LTE Band 26 / 1.4MHz (Average) (GT - LC = -0.5 dB)							
Channel	Mode	RB		Conducted		ERP	
		Size	Offset	Power (dBm)	Power (Watts)	ERP(dBm)	ERP(W)
Lowest	QPSK	3	1	22.67	0.1849	20.02	0.1005
Middle		3	1	22.57	0.1807	19.92	0.0982
Highest		3	1	22.31	0.1702	19.66	0.0925
Lowest	16QAM	1	3	21.82	0.1521	19.17	0.0826
Middle		1	3	21.66	0.1466	19.01	0.0796
Highest		1	3	21.49	0.1409	18.84	0.0766
Lowest	64QAM	1	0	20.77	0.1194	18.12	0.0649
Middle		1	0	20.65	0.1161	18.00	0.0631
Highest		1	0	20.51	0.1125	17.86	0.0611
Limit	ERP < 7W			Result		PASS	

LTE Band 26 / 3MHz (Average) (GT - LC = -0.5 dB)							
Channel	Mode	RB		Conducted		ERP	
		Size	Offset	Power (dBm)	Power (Watts)	ERP(dBm)	ERP(W)
Lowest	QPSK	1	8	22.65	0.1841	20.00	0.1000
Middle		1	8	22.48	0.1770	19.83	0.0962
Highest		1	8	22.27	0.1687	19.62	0.0916
Lowest	16QAM	1	14	21.88	0.1542	19.23	0.0838
Middle		1	14	21.67	0.1469	19.02	0.0798
Highest		1	14	21.46	0.1400	18.81	0.0760
Lowest	64QAM	1	0	20.79	0.1199	18.14	0.0652
Middle		1	0	20.63	0.1156	17.98	0.0628
Highest		1	0	20.61	0.1151	17.96	0.0625
Limit	ERP < 7W			Result		PASS	

LTE Band 26 / 5MHz (Average) (GT - LC = -0.5 dB)							
Channel	Mode	RB		Conducted		ERP	
		Size	Offset	Power (dBm)	Power (Watts)	ERP(dBm)	ERP(W)
Lowest	QPSK	1	0	22.65	0.1841	20.00	0.1000
Middle		1	0	22.55	0.1799	19.90	0.0977
Highest		1	0	22.32	0.1706	19.67	0.0927
Lowest	16QAM	1	0	21.90	0.1549	19.25	0.0841
Middle		1	0	21.67	0.1469	19.02	0.0798
Highest		1	0	21.60	0.1445	18.95	0.0785
Lowest	64QAM	1	0	20.81	0.1205	18.16	0.0655
Middle		1	0	20.69	0.1172	18.04	0.0637
Highest		1	0	20.55	0.1135	17.90	0.0617
Limit	ERP < 7W			Result		PASS	



LTE Band 26 / 10MHz (Average) (GT - LC = -0.5 dB)							
Channel	Mode	RB		Conducted		ERP	
		Size	Offset	Power (dBm)	Power (Watts)	ERP(dBm)	ERP(W)
Lowest	QPSK	1	0	22.55	0.1799	19.90	0.0977
Middle		1	0	22.40	0.1738	19.75	0.0944
Highest		1	0	22.41	0.1742	19.76	0.0946
Lowest	16QAM	1	0	21.75	0.1496	19.10	0.0813
Middle		1	0	21.78	0.1507	19.13	0.0818
Highest		1	0	21.59	0.1442	18.94	0.0783
Lowest	64QAM	1	0	20.86	0.1219	18.21	0.0662
Middle		1	0	20.72	0.1180	18.07	0.0641
Highest		1	0	20.61	0.1151	17.96	0.0625
Limit	ERP < 7W			Result		PASS	

LTE Band 26 / 15MHz (Average) (GT - LC = -0.5 dB)							
Channel	Mode	RB		Conducted		ERP	
		Size	Offset	Power (dBm)	Power (Watts)	ERP(dBm)	ERP(W)
Lowest	QPSK	1	0	22.63	0.1832	19.98	0.0995
Middle		1	0	22.68	0.1854	20.03	0.1007
Highest		1	0	22.47	0.1766	19.82	0.0959
Lowest	16QAM	1	0	21.92	0.1556	19.27	0.0845
Middle		1	0	21.87	0.1538	19.22	0.0836
Highest		1	0	21.76	0.1500	19.11	0.0815
Lowest	64QAM	1	0	20.77	0.1194	18.12	0.0649
Middle		1	0	20.71	0.1178	18.06	0.0640
Highest		1	0	20.52	0.1127	17.87	0.0612
Limit	ERP < 7W			Result		PASS	

LTE Band 66 / 20MHz (Average) (GT - LC = 0.3 dB)							
Channel	Mode	RB		Conducted		EIRP	
		Size	Offset	Power (dBm)	Power (Watts)	EIRP(dBm)	EIRP(W)
Middle	QPSK	1	0	23.06	0.2023	23.36	0.2168
Highest	16QAM	1	0	22.02	0.1592	22.32	0.1706
Lowest	64QAM	1	0	21.34	0.1361	21.64	0.1459
Limit	EIRP < 1W			Result		PASS	



Radiated Spurious Emission

LTE Band 2

LTE Band 2 / 3MHz / QPSK									
Channel	Frequency (MHz)	EIRP (dBm)	Limit (dBm)	Over Limit (dB)	SPA Reading (dBm)	S.G. Power (dBm)	TX Cable loss (dB)	TX Antenna Gain (dBi)	Polarization (H/V)
Middle	3756	-67.20	-13	-54.20	-60.92	-73.82	1.68	8.31	H
	11273	-45.08	-13	-32.08	-60.04	-54.79	2.68	12.39	H
	13154	-51.64	-13	-38.64	-69.48	-61.89	2.97	13.22	H
	15026	-50.69	-13	-37.69	-68.67	-60.72	3.61	13.64	H
									H
									H
									H
	3756	-67.46	-13	-54.46	-60.96	-74.08	1.68	8.31	V
	11273	-40.17	-13	-27.17	-54.91	-49.88	2.68	12.39	V
	13154	-50.06	-13	-37.06	-67.06	-60.31	2.97	13.22	V
	15026	-44.98	-13	-31.98	-64.65	-55.01	3.61	13.64	V
									V
									V
									V

Remark: Spurious emissions within 30-1000MHz were found more than 20dB below limit line.



LTE Band 25

LTE Band 25 / 20MHz / QPSK									
Channel	Frequency (MHz)	EIRP (dBm)	Limit (dBm)	Over Limit (dB)	SPA Reading (dBm)	S.G. Power (dBm)	TX Cable loss (dB)	TX Antenna Gain (dBi)	Polarization (H/V)
Highest	3791	-66.45	-13	-53.45	-60.22	-73.10	1.70	8.35	H
	11377	-46.24	-13	-33.24	-61.29	-55.91	2.68	12.35	H
	15168	-50.44	-13	-37.44	-69.11	-60.61	3.67	13.84	H
									H
									H
									H
									H
	3791	-67.20	-13	-54.20	-60.76	-73.85	1.70	8.35	V
	11377	-41.60	-13	-28.60	-56.51	-51.27	2.68	12.35	V
	13268	-48.06	-13	-35.06	-65.32	-58.44	3.00	13.38	V
	15168	-47.63	-13	-34.63	-64.33	-57.80	3.67	13.84	V
									V
									V
									V

Remark: Spurious emissions within 30-1000MHz were found more than 20dB below limit line.



LTE Band 4

LTE Band 4 / 5MHz / QPSK									
Channel	Frequency (MHz)	EIRP (dBm)	Limit (dBm)	Over Limit (dB)	SPA Reading (dBm)	S.G. Power (dBm)	TX Cable loss (dB)	TX Antenna Gain (dBi)	Polarization (H/V)
Lowest	3420	-67.09	-13	-54.09	-60.28	-73.16	1.58	7.65	H
	11968	-54.10	-13	-41.10	-69.97	-63.72	2.68	12.30	H
	13680	-52.75	-13	-39.75	-70.96	-63.53	3.10	13.88	H
	15392	-49.38	-13	-36.38	-69.24	-59.77	3.76	14.15	H
									H
									H
									H
	3420	-67.27	-13	-54.27	-60.18	-73.34	1.58	7.65	V
	11968	-50.54	-13	-37.54	-66.03	-60.16	2.68	12.30	V
	13680	-51.66	-13	-38.66	-69.27	-62.44	3.10	13.88	V
	15392	-42.02	-13	-29.02	-61.76	-52.41	3.76	14.15	V
									V
									V
									V

Remark: Spurious emissions within 30-1000MHz were found more than 20dB below limit line.



LTE Band 5

LTE Band 5 / 1.4MHz / QPSK										
Channel	Frequency (MHz)	EIRP (dBm)	Limit (dBm)	Over Limit (dB)	SPA Reading (dBm)	S.G. Power (dBm)	TX Cable loss (dB)	TX Antenna Gain (dBi)	Polarization (H/V)	
Lowest	1648	-53.50	-13	-40.50	-40.18	-55.26	0.98	4.89	H	
	2472	-63.62	-13	-50.62	-54.13	-65.50	1.28	5.32	H	
	3296	-68.44	-13	-55.44	-61.38	-71.85	1.54	7.10	H	
										H
										H
										H
										H
	1648	-52.33	-13	-39.33	-39.18	-54.09	0.98	4.89	V	
	2472	-65.16	-13	-52.16	-55.69	-67.04	1.28	5.32	V	
	3296	-68.76	-13	-55.76	-61.48	-72.17	1.54	7.10	V	
										V
										V
										V
										V
Middle	1672	-50.21	-13	-37.21	-37.05	-51.89	0.99	4.82	H	
	2504	-59.14	-13	-46.14	-49.72	-61.10	1.29	5.40	H	
	3344	-68.60	-13	-55.60	-61.65	-72.21	1.56	7.31	H	
										H
										H
										H
										H
	1672	-48.23	-13	-35.23	-35.17	-49.91	0.99	4.82	V	
	2504	-62.33	-13	-49.33	-52.95	-64.29	1.29	5.40	V	
	3344	-68.67	-13	-55.67	-61.47	-72.28	1.56	7.31	V	
										V
										V
										V
										V



Highest	1696	-52.50	-13	-39.50	-39.42	-54.10	1.00	4.75	H
	2544	-58.08	-13	-45.08	-48.84	-60.06	1.30	5.44	H
	3392	-68.51	-13	-55.51	-61.66	-72.31	1.57	7.52	H
									H
									H
									H
									H
	1696	-51.34	-13	-38.34	-38.33	-52.94	1.00	4.75	V
	2544	-60.40	-13	-47.40	-51.19	-62.38	1.30	5.44	V
	3392	-68.71	-13	-55.71	-61.6	-72.51	1.57	7.52	V
									V
									V
									V
									V

Remark: Spurious emissions within 30-1000MHz were found more than 20dB below limit line.



LTE Band 5 / 3MHz / QPSK									
Channel	Frequency (MHz)	ERP (dBm)	Limit (dBm)	Over Limit (dB)	SPA Reading (dBm)	S.G. Power (dBm)	TX Cable loss (dB)	TX Antenna Gain (dBi)	Polarization (H/V)
Lowest	1648	-53.45	-13	-40.45	-40.13	-55.21	0.98	4.89	H
	2472	-63.44	-13	-50.44	-53.95	-65.32	1.28	5.32	H
	3296	-68.38	-13	-55.38	-61.32	-71.79	1.54	7.10	H
									H
									H
									H
									H
	1648	-52.59	-13	-39.59	-39.44	-54.35	0.98	4.89	V
	2472	-65.29	-13	-52.29	-55.82	-67.17	1.28	5.32	V
	3296	-68.73	-13	-55.73	-61.45	-72.14	1.54	7.10	V
									V
									V
									V
									V
Middle	1672	-49.87	-13	-36.87	-36.71	-51.55	0.99	4.82	H
	2504	-61.25	-13	-48.25	-51.83	-63.21	1.29	5.40	H
	3336	-68.49	-13	-55.49	-61.5	-72.07	1.55	7.28	H
									H
									H
									H
									H
	1672	-47.51	-13	-34.51	-34.45	-49.19	0.99	4.82	V
	2504	-62.52	-13	-49.52	-53.14	-64.48	1.29	5.40	V
	3336	-68.50	-13	-55.50	-61.28	-72.08	1.55	7.28	V
									V
									V
									V
									V
								V	



Highest	1688	-51.78	-13	-38.78	-38.62	-53.41	1.00	4.77	H
	2536	-58.43	-13	-45.43	-49.13	-60.41	1.30	5.43	H
	3384	-68.24	-13	-55.24	-61.36	-72.01	1.57	7.49	H
									H
									H
									H
									H
	1688	-50.08	-13	-37.08	-37.02	-51.71	1.00	4.77	V
	2536	-61.59	-13	-48.59	-52.32	-63.57	1.30	5.43	V
	3384	-68.72	-13	-55.72	-61.58	-72.49	1.57	7.49	V
									V
									V
									V
									V

Remark: Spurious emissions within 30-1000MHz were found more than 20dB below limit line.



LTE Band 5 / 5MHz / QPSK									
Channel	Frequency (MHz)	ERP (dBm)	Limit (dBm)	Over Limit (dB)	SPA Reading (dBm)	S.G. Power (dBm)	TX Cable loss (dB)	TX Antenna Gain (dBi)	Polarization (H/V)
Lowest	1648	-54.43	-13	-41.43	-41.11	-56.19	0.98	4.89	H
	2472	-61.73	-13	-48.73	-52.24	-63.61	1.28	5.32	H
	3296	-68.28	-13	-55.28	-61.22	-71.69	1.54	7.10	H
									H
									H
									H
									H
	1648	-53.79	-13	-40.79	-40.64	-55.55	0.98	4.89	V
	2472	-63.38	-13	-50.38	-53.91	-65.26	1.28	5.32	V
	3296	-68.83	-13	-55.83	-61.55	-72.24	1.54	7.10	V
									V
									V
									V
									V
Middle	1664	-52.12	-13	-39.12	-38.88	-53.83	0.98	4.84	H
	2504	-59.64	-13	-46.64	-50.22	-61.60	1.29	5.40	H
	3336	-68.40	-13	-55.40	-61.41	-71.98	1.55	7.28	H
									H
									H
									H
									H
	1664	-48.47	-13	-35.47	-35.37	-50.18	0.98	4.84	V
	2504	-61.67	-13	-48.67	-52.29	-63.63	1.29	5.40	V
	3336	-68.80	-13	-55.80	-61.58	-72.38	1.55	7.28	V
									V
									V
									V
									V



Highest	1688	-52.10	-13	-39.10	-38.94	-53.73	1.00	4.77	H
	2536	-60.55	-13	-47.55	-51.25	-62.53	1.30	5.43	H
	3376	-68.43	-13	-55.43	-61.55	-72.17	1.57	7.45	H
									H
									H
									H
									H
	1688	-49.98	-13	-36.98	-36.92	-51.61	1.00	4.77	V
	2536	-61.56	-13	-48.56	-52.29	-63.54	1.30	5.43	V
	3376	-68.50	-13	-55.50	-61.36	-72.24	1.57	7.45	V
									V
									V
									V
									V

Remark: Spurious emissions within 30-1000MHz were found more than 20dB below limit line.



LTE Band 5 / 10MHz / QPSK									
Channel	Frequency (MHz)	ERP (dBm)	Limit (dBm)	Over Limit (dB)	SPA Reading (dBm)	S.G. Power (dBm)	TX Cable loss (dB)	TX Antenna Gain (dBi)	Polarization (H/V)
Lowest	1648	-53.31	-13	-40.31	-39.99	-55.07	0.98	4.89	H
	2472	-63.00	-13	-50.00	-53.51	-64.88	1.28	5.32	H
	3296	-68.27	-13	-55.27	-61.21	-71.68	1.54	7.10	H
									H
									H
									H
									H
	1648	-53.80	-13	-40.80	-40.65	-55.56	0.98	4.89	V
	2472	-64.66	-13	-51.66	-55.19	-66.54	1.28	5.32	V
	3296	-68.56	-13	-55.56	-61.28	-71.97	1.54	7.10	V
									V
									V
									V
									V
Middle	1664	-52.03	-13	-39.03	-38.79	-53.74	0.98	4.84	H
	2496	-61.92	-13	-48.92	-52.5	-63.87	1.29	5.39	H
	3328	-68.48	-13	-55.48	-61.49	-72.02	1.55	7.24	H
									H
									H
									H
									H
	1664	-49.52	-13	-36.52	-36.42	-51.23	0.98	4.84	V
	2496	-63.79	-13	-50.79	-54.41	-65.74	1.29	5.39	V
	3328	-68.69	-13	-55.69	-61.47	-72.23	1.55	7.24	V
									V
									V
									V
									V



Highest	1680	-50.13	-13	-37.13	-36.97	-51.78	0.99	4.80	H
	2520	-60.06	-13	-47.06	-50.7	-62.03	1.30	5.42	H
	3360	-68.08	-13	-55.08	-61.16	-71.75	1.56	7.38	H
									H
									H
									H
									H
	1680	-47.60	-13	-34.60	-34.54	-49.25	0.99	4.80	V
	2520	-62.33	-13	-49.33	-53.01	-64.30	1.30	5.42	V
	3360	-68.57	-13	-55.57	-61.4	-72.24	1.56	7.38	V
									V
									V
									V
									V

Remark: Spurious emissions within 30-1000MHz were found more than 20dB below limit line.



LTE Band 7

LTE Band 7 / 5MHz / QPSK										
Channel	Frequency (MHz)	ERP (dBm)	Limit (dBm)	Over Limit (dB)	SPA Reading (dBm)	S.G. Power (dBm)	TX Cable loss (dB)	TX Antenna Gain (dBi)	Polarization (H/V)	
Lowest	4998	-64.54	-25	-39.54	-63.62	-71.90	2.34	9.70	H	
	7500	-57.82	-25	-32.82	-64.02	-67.19	2.43	11.80	H	
	15003	-38.30	-25	-13.30	-56.19	-48.30	3.60	13.60	H	
										H
										H
										H
										H
	4998	-64.04	-25	-39.04	-62.89	-71.40	2.34	9.70	V	
	7500	-56.88	-25	-31.88	-63.38	-66.25	2.43	11.80	V	
	9999	-57.02	-25	-32.02	-68.43	-66.52	2.70	12.20	V	
	12501	-52.93	-25	-27.93	-68.03	-62.53	2.80	12.40	V	
	15003	-37.00	-25	-12.00	-56.66	-47.00	3.60	13.60	V	
										V
										V
Middle	5064	-64.44	-25	-39.44	-63.7	-71.77	2.37	9.70	H	
	7596	-57.70	-25	-32.70	-64.12	-67.16	2.40	11.86	H	
	10134	-54.86	-25	-29.86	-68.12	-64.42	2.70	12.25	H	
	15201	-36.41	-25	-11.41	-55.25	-46.61	3.68	13.88	H	
										H
										H
										H
	5064	-63.85	-25	-38.85	-62.91	-71.18	2.37	9.70	V	
	7596	-56.39	-25	-31.39	-63.05	-65.85	2.40	11.86	V	
	10134	-55.40	-25	-30.40	-67.24	-64.96	2.70	12.25	V	
	12663	-47.89	-25	-22.89	-63.47	-57.64	2.85	12.60	V	
	15201	-34.35	-25	-9.35	-54.05	-44.55	3.68	13.88	V	
										V
										V



Highest	7698	-57.52	-25	-32.52	-64.15	-67.07	2.37	11.92	H
	10260	-55.59	-25	-30.59	-68.96	-65.20	2.69	12.30	H
	15390	-41.22	-25	-16.22	-61	-51.61	3.76	14.15	H
									H
									H
									H
									H
	7698	-56.71	-25	-31.71	-63.54	-66.26	2.37	11.92	V
	10260	-54.32	-25	-29.32	-66.59	-63.93	2.69	12.30	V
	12825	-52.70	-25	-27.70	-68.83	-62.60	2.89	12.79	V
	15390	-39.76	-25	-14.76	-59.5	-50.15	3.76	14.15	V
									V
									V
									V

Remark: Spurious emissions within 30-1000MHz were found more than 20dB below limit line.



LTE Band 7 / 10MHz / QPSK									
Channel	Frequency (MHz)	EIRP (dBm)	Limit (dBm)	Over Limit (dB)	SPA Reading (dBm)	S.G. Power (dBm)	TX Cable loss (dB)	TX Antenna Gain (dBi)	Polarization (H/V)
Lowest	5004	-64.76	-25	-39.76	-63.89	-72.12	2.34	9.70	H
	7500	-57.58	-25	-32.58	-63.78	-66.95	2.43	11.80	H
	15003	-39.03	-25	-14.03	-56.92	-49.03	3.60	13.60	H
									H
									H
									H
									H
	4998	-64.11	-25	-39.11	-62.96	-71.47	2.34	9.70	V
	7500	-56.24	-25	-31.24	-62.74	-65.61	2.43	11.80	V
	9999	-56.92	-25	-31.92	-68.33	-66.42	2.70	12.20	V
	12501	-52.62	-25	-27.62	-67.72	-62.22	2.80	12.40	V
	15003	-37.97	-25	-12.97	-57.63	-47.97	3.60	13.60	V
									V
									V
Middle	7590	-56.49	-25	-31.49	-62.91	-65.94	2.40	11.85	H
	10125	-53.25	-25	-28.25	-66.51	-62.80	2.70	12.25	H
	12654	-53.05	-25	-28.05	-69.28	-62.79	2.84	12.58	H
	15183	-36.87	-25	-11.87	-55.62	-47.05	3.67	13.86	H
									H
									H
									H
	5058	-64.10	-25	-39.10	-63.16	-71.43	2.37	9.70	V
	7590	-55.37	-25	-30.37	-62.03	-64.82	2.40	11.85	V
	10125	-53.33	-25	-28.33	-65.17	-62.88	2.70	12.25	V
	12654	-47.70	-25	-22.70	-63.28	-57.44	2.84	12.58	V
	15183	-34.71	-25	-9.71	-54.4	-44.89	3.67	13.86	V
									V
									V



Highest	7680	-57.64	-25	-32.64	-64.23	-67.18	2.37	11.91	H
	10242	-55.53	-25	-30.53	-68.89	-65.13	2.69	12.30	H
	15363	-41.89	-25	-16.89	-61.58	-52.25	3.75	14.11	H
									H
									H
									H
									H
	5118	-63.59	-25	-38.59	-62.8	-70.89	2.40	9.70	V
	7680	-56.92	-25	-31.92	-63.72	-66.46	2.37	11.91	V
	10242	-54.87	-25	-29.87	-67.09	-64.47	2.69	12.30	V
	12798	-53.38	-25	-28.38	-69.4	-63.26	2.88	12.76	V
	15363	-41.72	-25	-16.72	-61.45	-52.08	3.75	14.11	V
									V
									V

Remark: Spurious emissions within 30-1000MHz were found more than 20dB below limit line.



LTE Band 7 / 15MHz / QPSK									
Channel	Frequency (MHz)	EIRP (dBm)	Limit (dBm)	Over Limit (dB)	SPA Reading (dBm)	S.G. Power (dBm)	TX Cable loss (dB)	TX Antenna Gain (dBi)	Polarization (H/V)
Lowest	5004	-64.55	-25	-39.55	-63.68	-71.91	2.34	9.70	H
	7500	-58.54	-25	-33.54	-64.74	-67.91	2.43	11.80	H
	15003	-38.08	-25	-13.08	-55.97	-48.08	3.60	13.60	H
									H
									H
									H
									H
	5004	-63.54	-25	-38.54	-62.45	-70.90	2.34	9.70	V
	7500	-56.89	-25	-31.89	-63.39	-66.26	2.43	11.80	V
	12501	-51.83	-25	-26.83	-66.93	-61.43	2.80	12.40	V
	15003	-36.74	-25	-11.74	-56.4	-46.74	3.60	13.60	V
									V
									V
									V
Middle	5058	-64.56	-25	-39.56	-63.82	-71.89	2.37	9.70	H
	7584	-57.16	-25	-32.16	-63.54	-66.61	2.40	11.85	H
	15174	-36.84	-25	-11.84	-55.59	-47.01	3.67	13.84	H
									H
									H
									H
									H
	5058	-64.37	-25	-39.37	-63.43	-71.70	2.37	9.70	V
	7584	-55.94	-25	-30.94	-62.57	-65.39	2.40	11.85	V
	10116	-56.19	-25	-31.19	-67.98	-65.74	2.70	12.25	V
	12645	-49.49	-25	-24.49	-65.02	-59.22	2.84	12.57	V
	15174	-34.10	-25	-9.10	-53.79	-44.27	3.67	13.84	V
									V
									V



Highest	5112	-64.88	-25	-39.88	64.28	-72.18	2.40	9.70	H
	7668	-57.77	-25	-32.77	-64.33	-67.30	2.38	11.90	H
	15336	-46.22	-25	-21.22	-65.74	-56.55	3.74	14.07	H
									H
									H
									H
									H
	5112	-64.51	-25	-39.51	-63.72	-71.81	2.40	9.70	V
	7668	-57.61	-25	-32.61	-64.39	-67.14	2.38	11.90	V
	10224	-56.04	-25	-31.04	-68.2	-65.63	2.69	12.29	V
	12780	-50.51	-25	-25.51	-66.48	-60.37	2.87	12.74	V
	15336	-43.44	-25	-18.44	-63.17	-53.77	3.74	14.07	V
									V
									V

Remark: Spurious emissions within 30-1000MHz were found more than 20dB below limit line.



LTE Band 7 / 20MHz / QPSK									
Channel	Frequency (MHz)	EIRP (dBm)	Limit (dBm)	Over Limit (dB)	SPA Reading (dBm)	S.G. Power (dBm)	TX Cable loss (dB)	TX Antenna Gain (dBi)	Polarization (H/V)
Lowest	5004	-64.36	-25	-39.36	-63.49	-71.72	2.34	9.70	H
	7506	-57.90	-25	-32.90	-64.14	-67.28	2.43	11.80	H
	10004	-54.90	-25	-29.90	-68.06	-64.40	2.70	12.20	H
	15003	-38.29	-25	-13.29	-56.18	-48.29	3.60	13.60	H
									H
									H
									H
	5002	-63.77	-25	-38.77	-62.68	-71.13	2.34	9.70	V
	7506	-56.89	-25	-31.89	-63.42	-66.27	2.43	11.80	V
	12501	-51.17	-25	-26.17	-66.27	-60.77	2.80	12.40	V
	15003	-37.94	-25	-12.94	-57.6	-47.94	3.60	13.60	V
									V
									V
									V
Middle	5052	-63.81	-25	-38.81	-63.03	-71.14	2.37	9.70	H
	7578	-57.61	-25	-32.61	-63.99	-67.05	2.40	11.85	H
	10107	-54.86	-25	-29.86	-68.11	-64.41	2.70	12.24	H
	12627	-53.55	-25	-28.55	-69.66	-63.27	2.84	12.55	H
	15156	-37.71	-25	-12.71	-56.38	-47.87	3.66	13.82	H
									H
									H
	5052	-63.53	-25	-38.53	-62.54	-70.86	2.37	9.70	V
	7578	-56.41	-25	-31.41	-63.04	-65.85	2.40	11.85	V
	10107	-56.04	-25	-31.04	-67.83	-65.59	2.70	12.24	V
	12627	-47.66	-25	-22.66	-63.14	-57.38	2.84	12.55	V
	15156	-34.29	-25	-9.29	-53.99	-44.45	3.66	13.82	V
									V
									V



Highest	5100	-64.74	-25	-39.74	-64.09	-72.05	2.39	9.70	H
	7656	-59.06	-25	-34.06	-65.62	-68.57	2.38	11.89	H
	15309	-43.39	-25	-18.39	-62.82	-53.70	3.73	14.03	H
									H
									H
									H
									H
	5100	-64.97	-25	-39.97	-64.13	-72.28	2.39	9.70	V
	7656	-59.03	-25	-34.03	-65.81	-68.54	2.38	11.89	V
	10206	-56.11	-25	-31.11	-68.22	-65.70	2.70	12.28	V
	12753	-49.76	-25	-24.76	-65.62	-59.60	2.87	12.70	V
	15309	-40.54	-25	-15.54	-60.26	-50.85	3.73	14.03	V
									V
									V

Remark: Spurious emissions within 30-1000MHz were found more than 20dB below limit line.



LTE Band 12

LTE Band 12 / 1.4MHz / QPSK									
Channel	Frequency (MHz)	ERP (dBm)	Limit (dBm)	Over Limit (dB)	SPA Reading (dBm)	S.G. Power (dBm)	TX Cable loss (dB)	TX Antenna Gain (dBi)	Polarization (H/V)
Lowest	1400	-67.97	-13.00	-54.97	-53.39	-69.63	0.87	4.68	H
	2096	-61.09	-13.00	-48.09	-49.82	-61.96	1.16	4.19	H
	2792	-69.02	-13.00	-56.02	-60.61	-71.12	1.38	5.63	H
									H
									H
									H
									H
	1400	-67.23	-13.00	-54.23	-52.89	-68.89	0.87	4.68	V
	2096	-64.04	-13.00	-51.04	-52.38	-64.91	1.16	4.19	V
	2792	-68.97	-13.00	-55.97	-60.52	-71.07	1.38	5.63	V
									V
									V
									V
									V
Middle	1416	-67.13	-13.00	-54.13	-52.55	-68.88	0.87	4.78	H
	2120	-61.23	-13.00	-48.23	-50.11	-62.17	1.17	4.26	H
	2824	-69.31	-13.00	-56.31	-61.02	-71.43	1.39	5.66	H
									H
									H
									H
									H
	1416	-67.23	-13.00	-54.23	-52.89	-68.98	0.87	4.78	V
	2120	-63.09	-13.00	-50.09	-51.61	-64.03	1.17	4.26	V
	2824	-69.39	-13.00	-56.39	-61.05	-71.51	1.39	5.66	V
									V
									V
									V
									V



Highest	1432	-68.12	-13.00	-55.12	-53.64	-69.97	0.88	4.88	H
	2144	-62.97	-13.00	-49.97	-51.93	-63.97	1.18	4.33	H
	2856	-69.19	-13.00	-56.19	-61.02	-71.32	1.40	5.68	H
									H
									H
									H
									H
	1432	-67.03	-13.00	-54.03	-52.84	-68.88	0.88	4.88	V
	2144	-66.99	-13.00	-53.99	-55.61	-67.99	1.18	4.33	V
	2856	-68.98	-13.00	-55.98	-60.76	-71.11	1.40	5.68	V
									V
									V
									V
									V

Remark: Spurious emissions within 30-1000MHz were found more than 20dB below limit line.



LTE Band 12 / 3MHz / QPSK									
Channel	Frequency (MHz)	ERP (dBm)	Limit (dBm)	Over Limit (dB)	SPA Reading (dBm)	S.G. Power (dBm)	TX Cable loss (dB)	TX Antenna Gain (dBi)	Polarization (H/V)
Lowest	1400	-68.91	-13.00	-55.91	-54.33	-70.57	0.87	4.68	H
	2096	-61.97	-13.00	-48.97	-50.70	-62.84	1.16	4.19	H
	2792	-68.80	-13.00	-55.80	-60.39	-70.90	1.38	5.63	H
									H
									H
									H
									H
	1400	-66.87	-13.00	-53.87	-52.53	-68.53	0.87	4.68	V
	2096	-64.63	-13.00	-51.63	-52.97	-65.50	1.16	4.19	V
	2792	-69.08	-13.00	-56.08	-60.63	-71.18	1.38	5.63	V
									V
									V
									V
									V
Middle	1408	-66.62	-13.00	-53.62	-52.04	-68.33	0.87	4.73	H
	2120	-62.38	-13.00	-49.38	-51.26	-63.32	1.17	4.26	H
	2824	-69.44	-13.00	-56.44	-61.15	-71.56	1.39	5.66	H
									H
									H
									H
									H
	1408	-66.71	-13.00	-53.71	-52.37	-68.42	0.87	4.73	V
	2120	-64.82	-13.00	-51.82	-53.34	-65.76	1.17	4.26	V
	2824	-69.34	-13.00	-56.34	-61.00	-71.46	1.39	5.66	V
									V
									V
									V
									V
								V	



Highest	1424	-68.35	-13.00	-55.35	-53.87	-70.15	0.88	4.83	H
	2136	-63.63	-13.00	-50.63	-52.59	-64.61	1.18	4.31	H
	2856	-68.85	-13.00	-55.85	-60.68	-70.98	1.40	5.68	H
									H
									H
									H
									H
	1424	-66.63	-13.00	-53.63	-52.44	-68.43	0.88	4.83	V
	2136	-65.60	-13.00	-52.60	-54.22	-66.58	1.18	4.31	V
	2856	-69.14	-13.00	-56.14	-60.92	-71.27	1.40	5.68	V
									V
									V
									V
									V

Remark: Spurious emissions within 30-1000MHz were found more than 20dB below limit line.



LTE Band 12 / 5MHz / QPSK									
Channel	Frequency (MHz)	ERP (dBm)	Limit (dBm)	Over Limit (dB)	SPA Reading (dBm)	S.G. Power (dBm)	TX Cable loss (dB)	TX Antenna Gain (dBi)	Polarization (H/V)
Lowest	1400	-68.21	-13.00	-55.21	-53.63	-69.87	0.87	4.68	H
	2096	-60.49	-13.00	-47.49	-49.22	-61.36	1.16	4.19	H
	2800	-69.12	-13.00	-56.12	-60.77	-71.23	1.38	5.64	H
									H
									H
									H
									H
	1400	-67.39	-13.00	-54.39	-53.05	-69.05	0.87	4.68	V
	2096	-63.54	-13.00	-50.54	-51.88	-64.41	1.16	4.19	V
	2800	-69.07	-13.00	-56.07	-60.68	-71.18	1.38	5.64	V
									V
									V
									V
									V
Middle	1408	-66.45	-13.00	-53.45	-51.87	-68.16	0.87	4.73	H
	2112	-61.99	-13.00	-48.99	-50.79	-62.91	1.17	4.24	H
	2824	-69.37	-13.00	-56.37	-61.08	-71.49	1.39	5.66	H
									H
									H
									H
									H
	1408	-65.85	-13.00	-52.85	-51.51	-67.56	0.87	4.73	V
	2112	-64.18	-13.00	-51.18	-52.61	-65.10	1.17	4.24	V
	2824	-69.41	-13.00	-56.41	-61.07	-71.53	1.39	5.66	V
									V
									V
									V
									V



Highest	1424	-69.14	-13.00	-56.14	-54.66	-70.94	0.88	4.83	H
	2136	-62.65	-13.00	-49.65	-51.61	-63.63	1.18	4.31	H
	2848	-69.61	-13.00	-56.61	-61.44	-71.74	1.40	5.68	H
									H
									H
									H
									H
	1424	-68.78	-13.00	-55.78	-54.59	-70.58	0.88	4.83	V
	2136	-64.81	-13.00	-51.81	-53.43	-65.79	1.18	4.31	V
	2848	-69.40	-13.00	-56.40	-61.18	-71.53	1.40	5.68	V
									V
									V
									V
									V

Remark: Spurious emissions within 30-1000MHz were found more than 20dB below limit line.



LTE Band 12 / 10MHz / QPSK									
Channel	Frequency (MHz)	ERP (dBm)	Limit (dBm)	Over Limit (dB)	SPA Reading (dBm)	S.G. Power (dBm)	TX Cable loss (dB)	TX Antenna Gain (dBi)	Polarization (H/V)
Lowest	1400	-68.22	-13.00	-55.22	-53.64	-69.88	0.87	4.68	H
	2096	-62.97	-13.00	-49.97	-51.70	-63.84	1.16	4.19	H
	2800	-69.24	-13.00	-56.24	-60.89	-71.35	1.38	5.64	H
									H
									H
									H
									H
	1400	-66.42	-13.00	-53.42	-52.08	-68.08	0.87	4.68	V
	2096	-64.56	-13.00	-51.56	-52.90	-65.43	1.16	4.19	V
	2800	-69.12	-13.00	-56.12	-60.73	-71.23	1.38	5.64	V
									V
									V
									V
									V
Middle	1408	-64.87	-13.00	-51.87	-50.29	-66.58	0.87	4.73	H
	2112	-60.11	-13.00	-47.11	-48.91	-61.03	1.17	4.24	H
	2832	-68.61	-13.00	-55.61	-60.38	-70.73	1.39	5.67	H
									H
									H
									H
									H
	1408	-65.34	-13.00	-52.34	-51.00	-67.05	0.87	4.73	V
	2112	-63.63	-13.00	-50.63	-52.06	-64.55	1.17	4.24	V
	2832	-69.14	-13.00	-56.14	-60.86	-71.26	1.39	5.67	V
									V
									V
									V
									V



Highest	1416	-66.60	-13.00	-53.60	-52.02	-68.35	0.87	4.78	H
	2120	-63.21	-13.00	-50.21	-52.09	-64.15	1.17	4.26	H
	2824	-69.43	-13.00	-56.43	-61.14	-71.55	1.39	5.66	H
									H
									H
									H
									H
	1416	-66.73	-13.00	-53.73	-52.39	-68.48	0.87	4.78	V
	2120	-64.78	-13.00	-51.78	-53.30	-65.72	1.17	4.26	V
	2824	-69.15	-13.00	-56.15	-60.81	-71.27	1.39	5.66	V
									V
									V
									V
									V

Remark: Spurious emissions within 30-1000MHz were found more than 20dB below limit line.



LTE Band 13

LTE Band 13 / 5MHz / QPSK										
Channel	Frequency (MHz)	ERP (dBm)	Limit (dBm)	Over Limit (dB)	SPA Reading (dBm)	S.G. Power (dBm)	TX Cable loss (dB)	TX Antenna Gain (dBi)	Polarization (H/V)	
Lowest	1560	-71.27	-42.15	-29.12	-57.56	-73.31	0.94	5.13	H	
	2336	-70.02	-13	-57.02	-59.91	-71.54	1.24	4.91	H	
	3120	-68.38	-13	-55.38	-60.98	-71.07	1.49	6.33	H	
										H
										H
										H
										H
	1560	-70.54	-42.15	-28.39	-57.15	-72.58	0.94	5.13	V	
	2336	-70.23	-13	-57.23	-59.99	-71.75	1.24	4.91	V	
	3120	-68.76	-13	-55.76	-61.22	-71.45	1.49	6.33	V	
										V
										V
										V
										V
Middle	1560	-71.12	-42.15	-28.97	-57.41	-73.16	0.94	5.13	H	
	2344	-70.23	-13	-57.23	-60.12	-71.77	1.24	4.93	H	
	3128	-68.37	-13	-55.37	-60.97	-71.10	1.49	6.36	H	
										H
										H
										H
										H
	1560	-70.91	-42.15	-28.76	-57.52	-72.95	0.94	5.13	V	
	2336	-70.20	-13	-57.20	-59.96	-71.72	1.24	4.91	V	
	3120	-68.36	-13	-55.36	-60.82	-71.05	1.49	6.33	V	
										V
										V
										V
										V
									V	



Highest	1568	-71.10	-42.15	-28.95	-57.39	-73.12	0.94	5.11	H
	2352	-70.14	-13	-57.14	-60.10	-71.70	1.24	4.96	H
	3136	-68.36	-13	-55.36	-61.00	-71.12	1.49	6.40	H
									H
									H
									H
									H
	1568	-70.88	-42.15	-28.73	-57.49	-72.90	0.94	5.11	V
	2352	-70.09	-13	-57.09	-59.95	-71.65	1.24	4.96	V
	3136	-68.23	-13	-55.23	-60.72	-70.99	1.49	6.40	V
									V
									V
									V
									V

Remark: Spurious emissions within 30-1000MHz were found more than 20dB below limit line.



LTE Band 13 / 10MHz / QPSK									
Channel	Frequency (MHz)	ERP (dBm)	Limit (dBm)	Over Limit (dB)	SPA Reading (dBm)	S.G. Power (dBm)	TX Cable loss (dB)	TX Antenna Gain (dBi)	Polarization (H/V)
Middle	1560	-71.96	-42.15	-29.81	-58.25	-74.00	0.94	5.13	H
	2344	-70.13	-13	-57.13	-60.02	-71.67	1.24	4.93	H
	3128	-67.97	-13	-54.97	-60.57	-70.70	1.49	6.36	H
									H
									H
									H
									H
	1560	-71.57	-42.15	-29.42	-58.18	-73.61	0.94	5.13	V
	2344	-70.13	-13	-57.13	-59.89	-71.67	1.24	4.93	V
	3128	-68.68	-13	-55.68	-61.08	-71.41	1.49	6.36	V
									V
									V
									V
									V

Remark: Spurious emissions within 30-1000MHz were found more than 20dB below limit line.



LTE Band 17

LTE Band 17 / 5MHz / QPSK									
Channel	Frequency (MHz)	ERP (dBm)	Limit (dBm)	Over Limit (dB)	SPA Reading (dBm)	S.G. Power (dBm)	TX Cable loss (dB)	TX Antenna Gain (dBi)	Polarization (H/V)
Lowest	1408	-70.39	-13	-57.39	-55.81	-72.10	0.87	4.73	H
	2112	-61.58	-13	-48.58	-50.38	-62.50	1.17	4.24	H
	2816	-68.38	-13	-55.38	-60.09	-70.49	1.39	5.65	H
									H
									H
									H
									H
	1408	-69.93	-13	-56.93	-55.59	-71.64	0.87	4.73	V
	2112	-60.00	-13	-47.00	-48.43	-60.92	1.17	4.24	V
	2816	-68.62	-13	-55.62	-60.28	-70.73	1.39	5.65	V
									V
									V
									V
									V
Middle	1416	-68.81	-13	-55.81	-54.23	-70.56	0.87	4.78	H
	2120	-58.68	-13	-45.68	-47.56	-59.62	1.17	4.26	H
	2832	-69.01	-13	-56.01	-60.78	-71.13	1.39	5.67	H
									H
									H
									H
									H
	1416	-69.32	-13	-56.32	-54.98	-71.07	0.87	4.78	V
	2120	-59.23	-13	-46.23	-47.75	-60.17	1.17	4.26	V
	3536	-68.92	-13	-55.92	-60.64	-73.20	1.62	8.04	V
									V
									V
									V
									V



Highest	1424	-69.63	-13	-56.63	-55.15	-71.43	0.88	4.83	H
	2136	-59.54	-13	-46.54	-48.50	-60.52	1.18	4.31	H
	2848	-69.22	-13	-56.22	-61.05	-71.35	1.40	5.68	H
									H
									H
									H
									H
	1424	-69.56	-13	-56.56	-55.37	-71.36	0.88	4.83	V
	2136	-58.94	-13	-45.94	-47.56	-59.92	1.18	4.31	V
	2848	-69.29	-13	-56.29	-61.07	-71.42	1.40	5.68	V
									V
									V
									V
									V

Remark: Spurious emissions within 30-1000MHz were found more than 20dB below limit line.



LTE Band 17 / 10MHz / QPSK									
Channel	Frequency (MHz)	ERP (dBm)	Limit (dBm)	Over Limit (dB)	SPA Reading (dBm)	S.G. Power (dBm)	TX Cable loss (dB)	TX Antenna Gain (dBi)	Polarization (H/V)
Lowest	1408	-68.12	-13	-55.12	-53.54	-69.83	0.87	4.73	H
	2112	-58.78	-13	-45.78	-47.58	-59.70	1.17	4.24	H
	2818	-68.95	-13	-55.95	-60.66	-71.06	1.39	5.65	H
									H
									H
									H
									H
	1408	-69.05	-13	-56.05	-54.71	-70.76	0.87	4.73	V
	2112	-59.79	-13	-46.79	-48.22	-60.71	1.17	4.24	V
	2818	-69.04	-13	-56.04	-60.70	-71.15	1.39	5.65	V
									V
									V
									V
									V
Middle	1408	-68.10	-13	-55.10	-53.52	-69.81	0.87	4.73	H
	2120	-58.32	-13	-45.32	-47.20	-59.26	1.17	4.26	H
	2824	-69.53	-13	-56.53	-61.24	-71.65	1.39	5.66	H
									H
									H
									H
									H
	1408	-67.37	-13	-54.37	-53.03	-69.08	0.87	4.73	V
	2120	-60.27	-13	-47.27	-48.79	-61.21	1.17	4.26	V
	2824	-69.40	-13	-56.40	-61.06	-71.52	1.39	5.66	V
									V
									V
									V
									V



Highest	1416	-67.95	-13	-54.95	-53.37	-69.70	0.87	4.78	H
	2120	-60.15	-13	-47.15	-49.03	-61.09	1.17	4.26	H
	2824	-69.11	-13	-56.11	-60.82	-71.23	1.39	5.66	H
									H
									H
									H
									H
	1416	-68.95	-13	-55.95	-54.61	-70.70	0.87	4.78	V
	2120	-59.78	-13	-46.78	-48.30	-60.72	1.17	4.26	V
	2824	-69.28	-13	-56.28	-60.94	-71.40	1.39	5.66	V
									V
									V
									V
									V

Remark: Spurious emissions within 30-1000MHz were found more than 20dB below limit line.



Part 22H LTE Band 26

Part 22H LTE Band 26 / 1.4MHz / QPSK									
Channel	Frequency (MHz)	EIRP (dBm)	Limit (dBm)	Over Limit (dB)	SPA Reading (dBm)	S.G. Power (dBm)	TX Cable loss (dB)	TX Antenna Gain (dBi)	Polarization (H/V)
Lowest	1648	-52.88	-13	-39.88	-39.56	-54.64	0.98	4.89	H
	2472	-60.75	-13	-47.75	-51.26	-62.63	1.28	5.32	H
	3296	-68.39	-13	-55.39	-61.33	-71.80	1.54	7.10	H
									H
									H
									H
									H
	1648	-53.83	-13	-40.83	-40.68	-55.59	0.98	4.89	V
	2472	-59.17	-13	-46.17	-49.7	-61.05	1.28	5.32	V
	3296	-68.42	-13	-55.42	-61.14	-71.83	1.54	7.10	V
									V
									V
									V
									V
Middle	1672	-51.66	-13	-38.66	-38.5	-53.34	0.99	4.82	H
	2504	-58.34	-13	-45.34	-48.92	-60.30	1.29	5.40	H
	3344	-68.32	-13	-55.32	-61.37	-71.93	1.56	7.31	H
									H
									H
									H
									H
	1672	-51.24	-13	-38.24	-38.18	-52.92	0.99	4.82	V
	2504	-56.46	-13	-43.46	-47.08	-58.42	1.29	5.40	V
	3344	-68.52	-13	-55.52	-61.32	-72.13	1.56	7.31	V
									V
									V
									V
									V



Highest	1696	-55.77	-13	-42.77	-42.69	-57.37	1.00	4.75	H
	2544	-58.03	-13	-45.03	-48.79	-60.01	1.30	5.44	H
	3392	-68.38	-13	-55.38	-61.53	-72.18	1.57	7.52	H
									H
									H
									H
									H
	1696	-53.92	-13	-40.92	-40.91	-55.52	1.00	4.75	V
	2544	-56.58	-13	-43.58	-47.37	-58.56	1.30	5.44	V
	3392	-68.63	-13	-55.63	-61.52	-72.43	1.57	7.52	V
									V
									V
									V
									V

Remark: Spurious emissions within 30-1000MHz were found more than 20dB below limit line.



Part 22H LTE Band 26 / 3MHz / QPSK									
Channel	Frequency (MHz)	EIRP (dBm)	Limit (dBm)	Over Limit (dB)	SPA Reading (dBm)	S.G. Power (dBm)	TX Cable loss (dB)	TX Antenna Gain (dBi)	Polarization (H/V)
Lowest	1648	-53.11	-13	-40.11	-39.79	-54.87	0.98	4.89	H
	2472	-60.82	-13	-47.82	-51.33	-62.70	1.28	5.32	H
	3296	-68.37	-13	-55.37	-61.31	-71.78	1.54	7.10	H
									H
									H
									H
									H
	1648	-54.21	-13	-41.21	-41.06	-55.97	0.98	4.89	V
	2472	-58.80	-13	-45.80	-49.33	-60.68	1.28	5.32	V
	3296	-68.42	-13	-55.42	-61.14	-71.83	1.54	7.10	V
									V
									V
									V
									V
Middle	1672	-52.37	-13	-39.37	-39.21	-54.05	0.99	4.82	H
	2504	-60.20	-13	-47.20	-50.78	-62.16	1.29	5.40	H
	3344	-68.31	-13	-55.31	-61.36	-71.92	1.56	7.31	H
									H
									H
									H
									H
	1672	-51.28	-13	-38.28	-38.22	-52.96	0.99	4.82	V
	2504	-56.78	-13	-43.78	-47.4	-58.74	1.29	5.40	V
	3344	-68.47	-13	-55.47	-61.27	-72.08	1.56	7.31	V
									V
									V
									V
									V
								V	



Highest	1688	-54.59	-13	-41.59	-41.43	-56.22	1.00	4.77	H
	2536	-59.30	-13	-46.30	-50	-61.28	1.30	5.43	H
	3384	-68.11	-13	-55.11	-61.23	-71.88	1.57	7.49	H
									H
									H
									H
									H
	1688	-52.32	-13	-39.32	-39.26	-53.95	1.00	4.77	V
	2536	-57.50	-13	-44.50	-48.23	-59.48	1.30	5.43	V
	3384	-68.44	-13	-55.44	-61.3	-72.21	1.57	7.49	V
									V
									V
									V
									V

Remark: Spurious emissions within 30-1000MHz were found more than 20dB below limit line.



Part 22H LTE Band 26 / 5MHz / QPSK									
Channel	Frequency (MHz)	EIRP (dBm)	Limit (dBm)	Over Limit (dB)	SPA Reading (dBm)	S.G. Power (dBm)	TX Cable loss (dB)	TX Antenna Gain (dBi)	Polarization (H/V)
Lowest	1648	-54.61	-13	-41.61	-41.29	-56.37	0.98	4.89	H
	2472	-59.29	-13	-46.29	-49.8	-61.17	1.28	5.32	H
	3296	-67.75	-13	-54.75	-60.69	-71.16	1.54	7.10	H
									H
									H
									H
									H
	1648	-54.99	-13	-41.99	-41.84	-56.75	0.98	4.89	V
	2472	-57.69	-13	-44.69	-48.22	-59.57	1.28	5.32	V
	3296	-68.01	-13	-55.01	-60.73	-71.42	1.54	7.10	V
									V
									V
									V
									V
Middle	1664	-52.66	-13	-39.66	-39.42	-54.37	0.98	4.84	H
	2504	-60.32	-13	-47.32	-50.9	-62.28	1.29	5.40	H
	3336	-67.67	-13	-54.67	-60.68	-71.25	1.55	7.28	H
									H
									H
									H
									H
	1664	-51.84	-13	-38.84	-38.74	-53.55	0.98	4.84	V
	2504	-56.27	-13	-43.27	-46.89	-58.23	1.29	5.40	V
	3336	-68.53	-13	-55.53	-61.31	-72.11	1.55	7.28	V
									V
									V
									V
									V



Highest	1688	-54.99	-13	-41.99	-41.83	-56.62	1.00	4.77	H
	2536	-58.38	-13	-45.38	-49.08	-60.36	1.30	5.43	H
	3376	-68.14	-13	-55.14	-61.26	-71.88	1.57	7.45	H
									H
									H
									H
									H
	1688	-53.02	-13	-40.02	-39.96	-54.65	1.00	4.77	V
	2536	-56.38	-13	-43.38	-47.11	-58.36	1.30	5.43	V
	3376	-68.46	-13	-55.46	-61.32	-72.20	1.57	7.45	V
									V
									V
									V
									V

Remark: Spurious emissions within 30-1000MHz were found more than 20dB below limit line.



Part 22H LTE Band 26 / 10MHz / QPSK									
Channel	Frequency (MHz)	EIRP (dBm)	Limit (dBm)	Over Limit (dB)	SPA Reading (dBm)	S.G. Power (dBm)	TX Cable loss (dB)	TX Antenna Gain (dBi)	Polarization (H/V)
Lowest	1648	-57.22	-13	-44.22	-43.9	-58.98	0.98	4.89	H
	2472	-67.19	-13	-54.19	-57.7	-69.07	1.28	5.32	H
	3296	-68.04	-13	-55.04	-60.98	-71.45	1.54	7.10	H
									H
									H
									H
									H
	1648	-56.19	-13	-43.19	-43.04	-57.95	0.98	4.89	V
	2472	-66.40	-13	-53.40	-56.93	-68.28	1.28	5.32	V
	3296	-68.32	-13	-55.32	-61.04	-71.73	1.54	7.10	V
									V
									V
									V
									V
Middle	1664	-56.79	-13	-43.79	-43.55	-58.50	0.98	4.84	H
	2496	-63.66	-13	-50.66	-54.24	-65.61	1.29	5.39	H
	3328	-67.98	-13	-54.98	-60.99	-71.52	1.55	7.24	H
									H
									H
									H
									H
	1664	-55.96	-13	-42.96	-42.86	-57.67	0.98	4.84	V
	2496	-62.01	-13	-49.01	-52.63	-63.96	1.29	5.39	V
	3328	-68.35	-13	-55.35	-61.13	-71.89	1.55	7.24	V
									V
									V
									V
									V



Highest	1680	-56.25	-13	-43.25	-43.09	-57.90	0.99	4.80	H
	2520	-62.51	-13	-49.51	-53.15	-64.48	1.30	5.42	H
	3360	-68.04	-13	-55.04	-61.12	-71.71	1.56	7.38	H
									H
									H
									H
									H
	1680	-54.15	-13	-41.15	-41.09	-55.80	0.99	4.80	V
	2520	-62.30	-13	-49.30	-52.98	-64.27	1.30	5.42	V
	3360	-68.01	-13	-55.01	-60.84	-71.68	1.56	7.38	V
									V
									V
									V
									V

Remark: Spurious emissions within 30-1000MHz were found more than 20dB below limit line.



Part 22H LTE Band 26 / 15MHz / QPSK									
Channel	Frequency (MHz)	EIRP (dBm)	Limit (dBm)	Over Limit (dB)	SPA Reading (dBm)	S.G. Power (dBm)	TX Cable loss (dB)	TX Antenna Gain (dBi)	Polarization (H/V)
Lowest	1648	-54.54	-13	-41.54	-41.22	-56.30	0.98	4.89	H
	2472	-59.17	-13	-46.17	-49.68	-61.05	1.28	5.32	H
	3296	-68.32	-13	-55.32	-61.26	-71.73	1.54	7.10	H
									H
									H
									H
									H
	1648	-54.18	-13	-41.18	-41.03	-55.94	0.98	4.89	V
	2472	-58.70	-13	-45.70	-49.23	-60.58	1.28	5.32	V
	3296	-68.40	-13	-55.40	-61.12	-71.81	1.54	7.10	V
									V
									V
									V
									V
Middle	1656	-52.88	-13	-39.88	-39.64	-54.61	0.98	4.86	H
	2488	-59.06	-13	-46.06	-49.64	-60.99	1.29	5.36	H
	3320	-68.43	-13	-55.43	-61.41	-71.94	1.55	7.21	H
									H
									H
									H
									H
	1656	-53.04	-13	-40.04	-39.94	-54.77	0.98	4.86	V
	2488	-57.36	-13	-44.36	-47.98	-59.29	1.29	5.36	V
	3320	-68.76	-13	-55.76	-61.51	-72.27	1.55	7.21	V
									V
									V
									V
									V
								V	



Highest	1672	-52.06	-13	-39.06	-38.9	-53.74	0.99	4.82	H
	2504	-59.38	-13	-46.38	-49.96	-61.34	1.29	5.40	H
	3336	-68.35	-13	-55.35	-61.36	-71.93	1.55	7.28	H
									H
									H
									H
									H
	1672	-50.97	-13	-37.97	-37.91	-52.65	0.99	4.82	V
	2504	-57.93	-13	-44.93	-48.55	-59.89	1.29	5.40	V
	3336	-68.31	-13	-55.31	-61.09	-71.89	1.55	7.28	V
									V
									V
									V
									V

Remark: Spurious emissions within 30-1000MHz were found more than 20dB below limit line.



LTE Band 66

LTE Band 66 / 15MHz / QPSK									
Channel	Frequency (MHz)	EIRP (dBm)	Limit (dBm)	Over Limit (dB)	SPA Reading (dBm)	S.G. Power (dBm)	TX Cable loss (dB)	TX Antenna Gain (dBi)	Polarization (H/V)
Lowest	3420	-65.12	-13	-52.12	-58.31	-71.19	1.58	7.65	H
	5135	-63.55	-13	-50.55	-62.99	-70.84	2.41	9.70	H
	11976	-48.31	-13	-35.31	-64.2	-57.93	2.68	12.30	H
	13688	-49.60	-13	-36.60	-67.81	-60.38	3.10	13.89	H
	15400	-46.00	-13	-33.00	-65.86	-56.40	3.76	14.16	H
									H
									H
	3420	-66.90	-13	-53.90	-59.81	-72.97	1.58	7.65	V
	5135	-63.66	-13	-50.66	-62.92	-70.95	2.41	9.70	V
	11976	-53.74	-13	-40.74	-69.25	-63.36	2.68	12.30	V
	13688	-53.19	-13	-40.19	-70.8	-63.97	3.10	13.89	V
	15400	-49.27	-13	-36.27	-69.01	-59.67	3.76	14.16	V
									V
									V

Remark: Spurious emissions within 30-1000MHz were found more than 20dB below limit line.



Appendix C. Original Report

Please refer to Sporton report number FG733129B.