

DASY/EASY - Parameters of Probe: EX3DV4 - SN:3954

Calibration Parameter Determined in Head Tissue Simulating Media

f (MHz) ^C	Relative Permittivity ^F	Conductivity (S/m) ^F	ConvF X	ConvF Y	ConvF Z	Alpha ^G	Depth ^G (mm)	Unc (k=2)
750	41.9	0.89	10.98	10.98	10.98	0.37	0.82	± 12.0 %
835	41.5	0.90	10.52	10.52	10.52	0.16	1.42	± 12.0 %
900	41.5	0.97	10.35	10.35	10.35	0.36	0.83	± 12.0 %
1750	40.1	1.37	8.58	8.58	8.58	0.31	0.81	± 12.0 %
1900	40.0	1.40	8.32	8.32	8.32	0.17	1.27	± 12.0 %
2000	40.0	1.40	8.23	8.23	8.23	0.22	1.11	± 12.0 %
2300	39.5	1.67	7.88	7.88	7.88	0.21	1.15	± 12.0 %
2450	39.2	1.80	7.44	7.44	7.44	0.30	0.94	± 12.0 %
2600	39.0	1.96	7.27	7.27	7.27	0.27	1.13	± 12.0 %
3500	37.9	2.91	7.10	7.10	7.10	0.30	1.20	± 13.1 %
5250	35.9	4.71	5.08	5.08	5.08	0.35	1.80	± 13.1 %
5600	35.5	5.07	4.70	4.70	4.70	0.40	1.80	± 13.1 %
5750	35.4	5.22	4.69	4.69	4.69	0.45	1.80	± 13.1 %

^C Frequency validity above 300 MHz of ± 100 MHz only applies for DASY v4.4 and higher (see Page 2), else it is restricted to ± 50 MHz. The uncertainty is the RSS of the ConvF uncertainty at calibration frequency and the uncertainty for the indicated frequency band. Frequency validity below 300 MHz is ± 10, 25, 40, 50 and 70 MHz for ConvF assessments at 30, 64, 128, 150 and 220 MHz respectively. Above 5 GHz frequency validity can be extended to ± 110 MHz.

^F At frequencies below 3 GHz, the validity of tissue parameters (ϵ and σ) can be relaxed to ± 10% if liquid compensation formula is applied to measured SAR values. At frequencies above 3 GHz, the validity of tissue parameters (ϵ and σ) is restricted to ± 5%. The uncertainty is the RSS of the ConvF uncertainty for indicated target tissue parameters.

^G Alpha/Depth are determined during calibration. SPEAG warrants that the remaining deviation due to the boundary effect after compensation is always less than ± 1% for frequencies below 3 GHz and below ± 2% for frequencies between 3-6 GHz at any distance larger than half the probe tip diameter from the boundary.

DASY/EASY - Parameters of Probe: EX3DV4 - SN:3954

Calibration Parameter Determined in Body Tissue Simulating Media

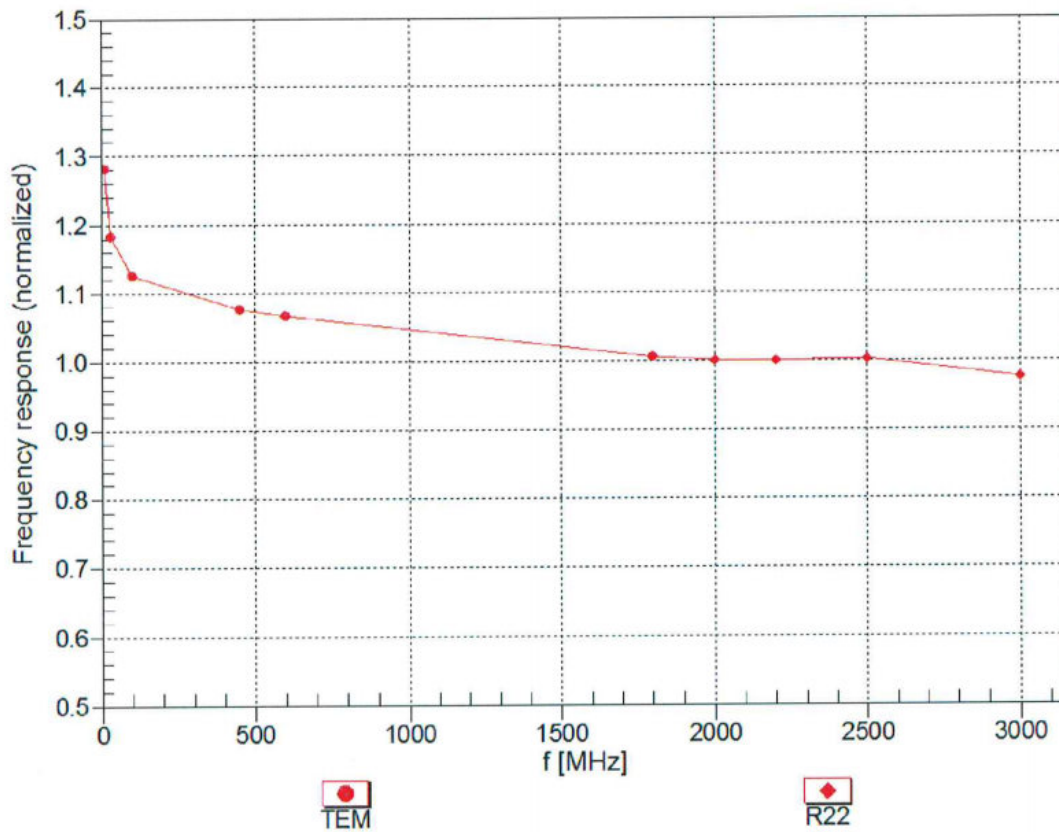
f (MHz) ^C	Relative Permittivity ^F	Conductivity (S/m) ^F	ConvF X	ConvF Y	ConvF Z	Alpha ^G	Depth ^G (mm)	Unc (k=2)
750	55.5	0.96	10.54	10.54	10.54	0.41	0.80	± 12.0 %
835	55.2	0.97	10.32	10.32	10.32	0.24	1.09	± 12.0 %
1750	53.4	1.49	8.32	8.32	8.32	0.34	0.80	± 12.0 %
1900	53.3	1.52	8.01	8.01	8.01	0.40	0.80	± 12.0 %
2300	52.9	1.81	7.80	7.80	7.80	0.43	0.84	± 12.0 %
2450	52.7	1.95	7.55	7.55	7.55	0.47	0.80	± 12.0 %
2600	52.5	2.16	7.05	7.05	7.05	0.40	0.91	± 12.0 %
3500	51.3	3.31	6.75	6.75	6.75	0.30	1.20	± 13.1 %
5250	48.9	5.36	4.50	4.50	4.50	0.45	1.90	± 13.1 %
5600	48.5	5.77	3.92	3.92	3.92	0.50	1.90	± 13.1 %
5750	48.3	5.94	4.05	4.05	4.05	0.55	1.90	± 13.1 %

^C Frequency validity above 300 MHz of ± 100 MHz only applies for DASY v4.4 and higher (see Page 2), else it is restricted to ± 50 MHz. The uncertainty is the RSS of the ConvF uncertainty at calibration frequency and the uncertainty for the indicated frequency band. Frequency validity below 300 MHz is ± 10, 25, 40, 50 and 70 MHz for ConvF assessments at 30, 64, 128, 150 and 220 MHz respectively. Above 5 GHz frequency validity can be extended to ± 110 MHz.

^F At frequencies below 3 GHz, the validity of tissue parameters (ϵ and σ) can be relaxed to ± 10% if liquid compensation formula is applied to measured SAR values. At frequencies above 3 GHz, the validity of tissue parameters (ϵ and σ) is restricted to ± 5%. The uncertainty is the RSS of the ConvF uncertainty for indicated target tissue parameters.

^G Alpha/Depth are determined during calibration. SPEAG warrants that the remaining deviation due to the boundary effect after compensation is always less than ± 1% for frequencies below 3 GHz and below ± 2% for frequencies between 3-6 GHz at any distance larger than half the probe tip diameter from the boundary.

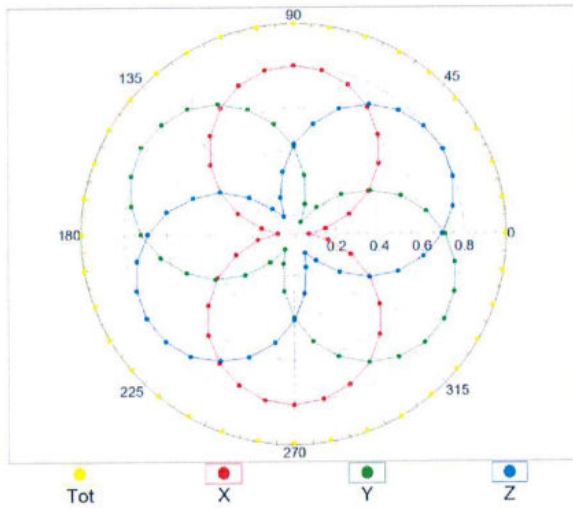
Frequency Response of E-Field (TEM-Cell:ifi110 EXX, Waveguide: R22)



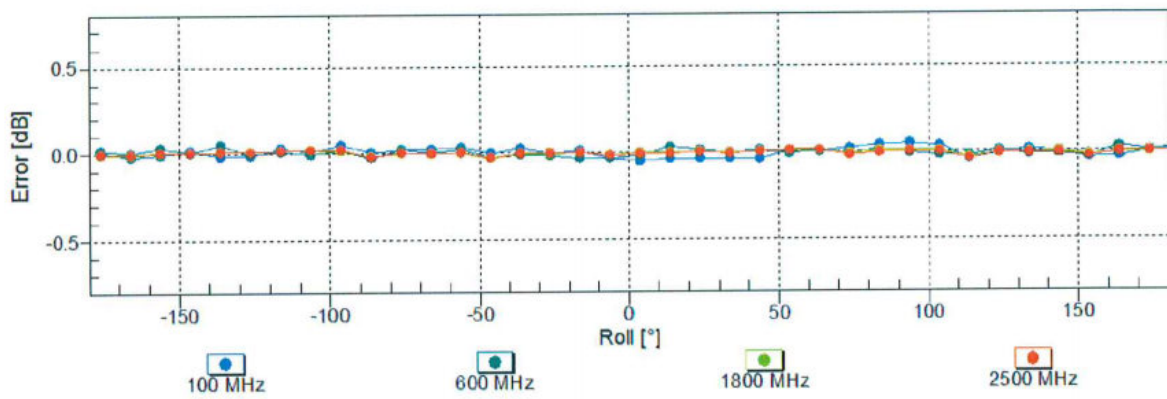
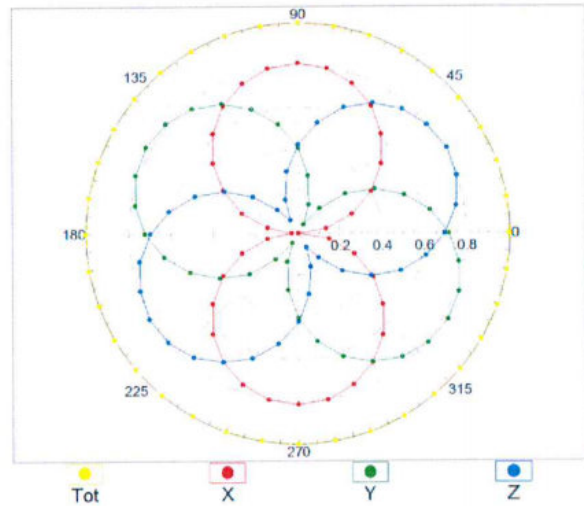
Uncertainty of Frequency Response of E-field: $\pm 6.3\%$ (k=2)

Receiving Pattern (ϕ), $\vartheta = 0^\circ$

f=600 MHz,TEM

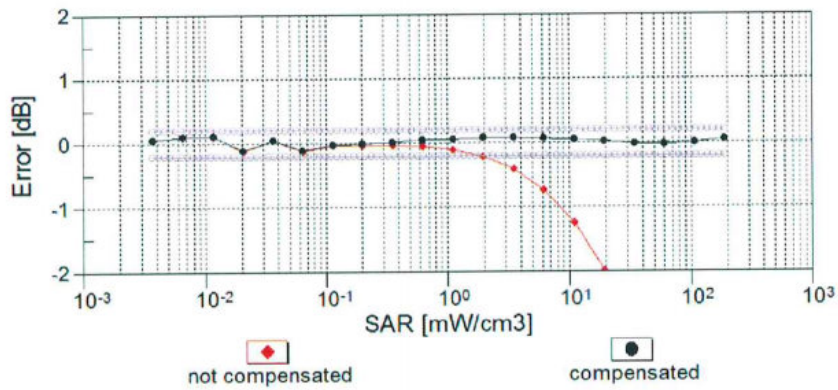
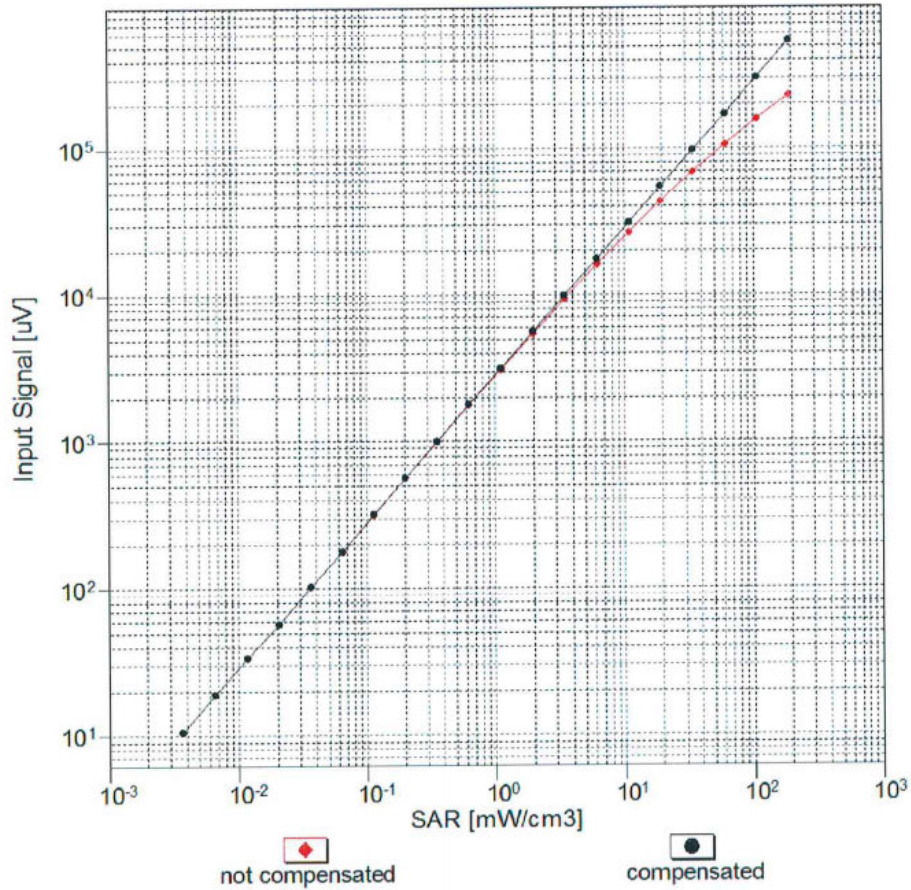


f=1800 MHz,R22



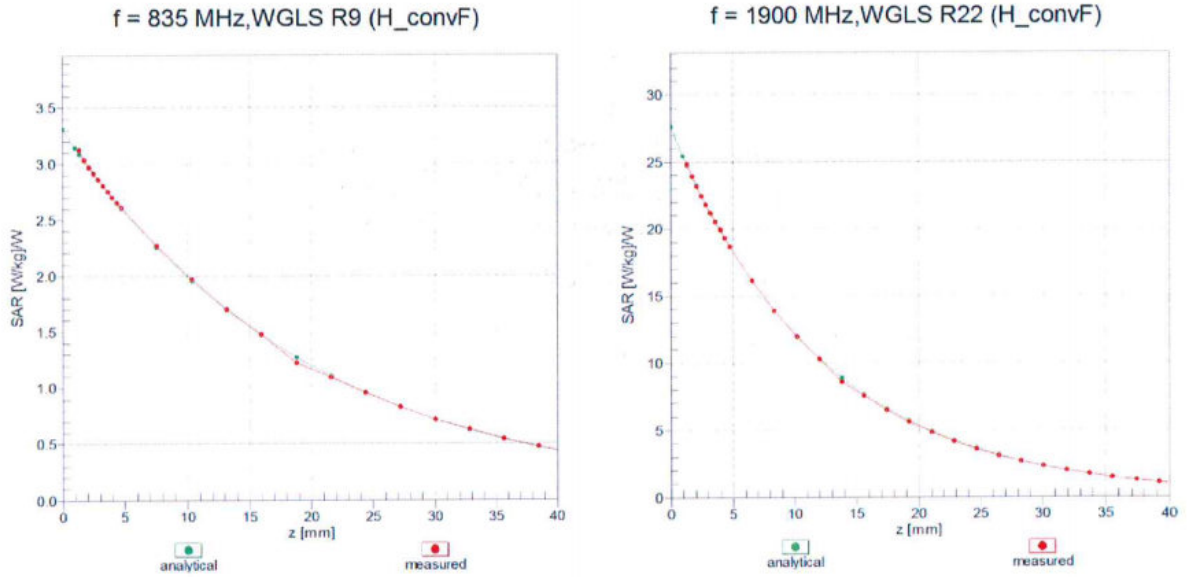
Uncertainty of Axial Isotropy Assessment: $\pm 0.5\%$ ($k=2$)

Dynamic Range $f(\text{SAR}_{\text{head}})$ (TEM cell , $f_{\text{eval}} = 1900 \text{ MHz}$)


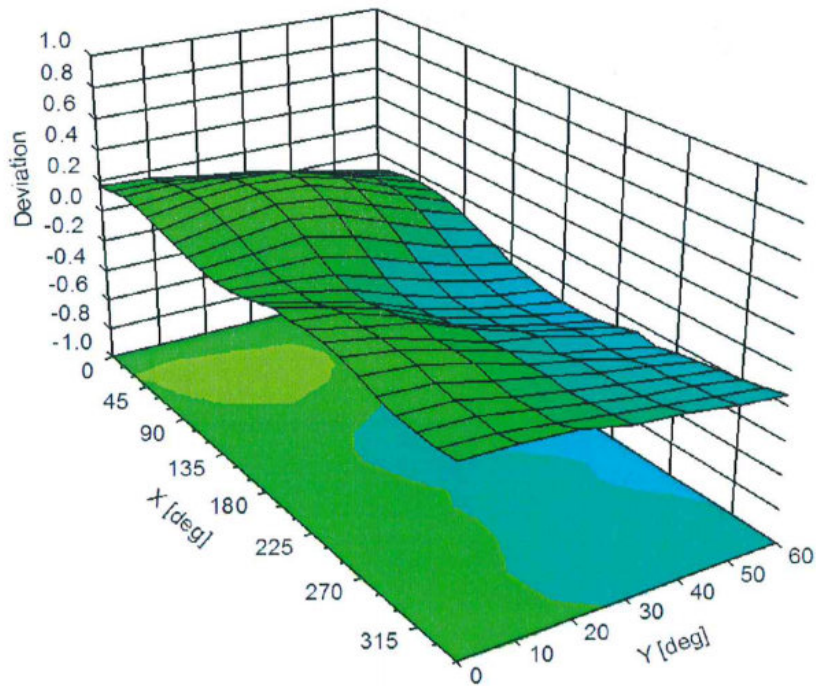


Uncertainty of Linearity Assessment: $\pm 0.6\%$ ($k=2$)

Conversion Factor Assessment



Deviation from Isotropy in Liquid Error (ϕ, θ), f = 900 MHz



DASY/EASY - Parameters of Probe: EX3DV4 - SN:3954

Other Probe Parameters

Sensor Arrangement	Triangular
Connector Angle (°)	73.7
Mechanical Surface Detection Mode	enabled
Optical Surface Detection Mode	disabled
Probe Overall Length	337 mm
Probe Body Diameter	10 mm
Tip Length	9 mm
Tip Diameter	2.5 mm
Probe Tip to Sensor X Calibration Point	1 mm
Probe Tip to Sensor Y Calibration Point	1 mm
Probe Tip to Sensor Z Calibration Point	1 mm
Recommended Measurement Distance from Surface	1.4 mm



Appendix E. Product Equality Declaration



Appendix F. Reference Report