

### #20\_HAC\_T-Coil\_LTE Band 4\_20M\_QPSK\_1RB\_0offset\_NB AMR 12.2Kbps\_Ch20175\_Battery 2\_Axial (Z)

Communication System: LTE ; Frequency: 1732.5 MHz;Duty Cycle: 1:1

Medium: Air Medium parameters used:  $\sigma = 0$  S/m,  $\epsilon_r = 1$ ;  $\rho = 0$  kg/m<sup>3</sup>

Ambient Temperature : 23.5 °C

#### DASY5 Configuration

- Probe: AM1DV3 - 3130; ; Calibrated: 2015/11/10
- Sensor-Surface: 0mm (Fix Surface)
- Electronics: DAE4 Sn1399; Calibrated: 2015/11/23
- Phantom: HAC Test Arch with AMCC; Type: SD HAC P01 BA;
- Measurement SW: DASY52, Version 52.8 (7); SEMCAD X Version 14.6.10 (7164)

#### General Scans/z (axial) 4.2mm 50 x 50/ABM SNR(x,y,z) (13x13x1): Measurement grid:

dx=10mm, dy=10mm

ABM1/ABM2 = 35.42 dB

ABM1 comp = -2.66 dBA/m

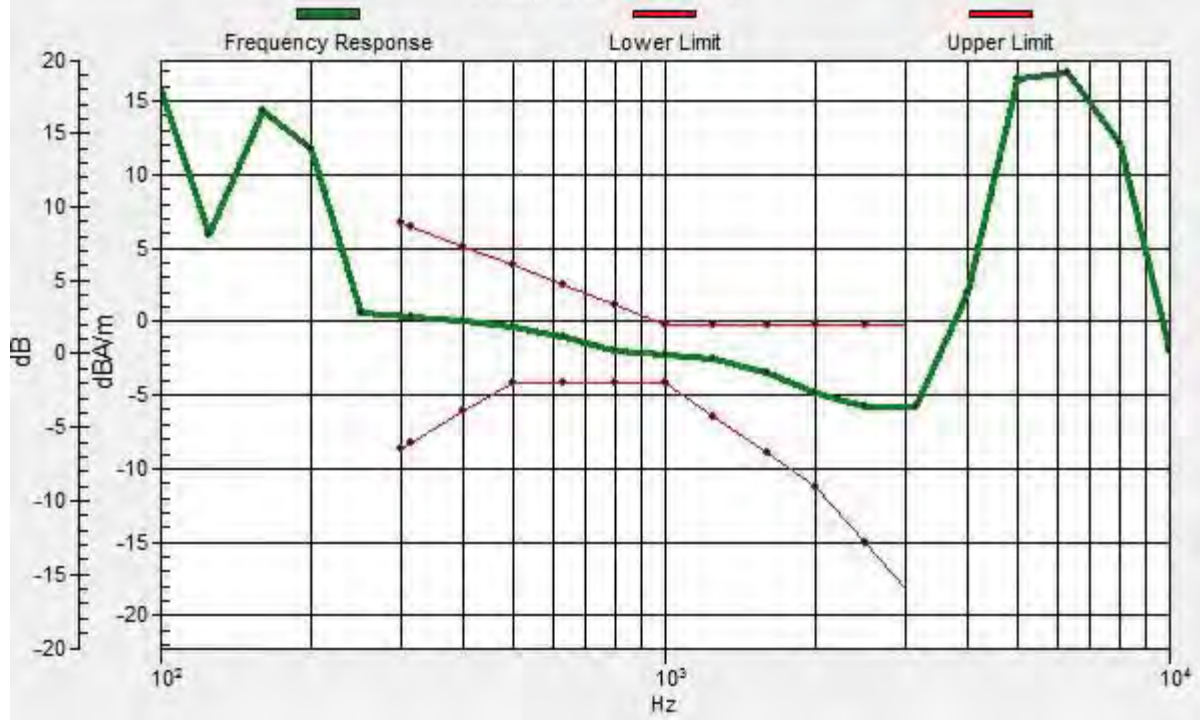
Location: 0, 4.2, 3.7 mm



0 dB = 1.000 A/m = 0.00 dBA/m

# General Scans/z (axial) wideband at best S/N/ABM Freq Resp(x,y,z,f)

Loc: 0, 4.2, 3.7 mm Diff: 2dB



### #20\_HAC\_T-Coil\_LTE Band 4\_20M\_QPSK\_1RB\_0offset\_NB AMR 12.2Kbps\_Ch20175\_Battery 2\_Transversal (Y)

Communication System: LTE ; Frequency: 1732.5 MHz;Duty Cycle: 1:1

Medium: Air Medium parameters used:  $\sigma = 0$  S/m,  $\epsilon_r = 1$ ;  $\rho = 0$  kg/m<sup>3</sup>

Ambient Temperature : 23.5 °C

#### DASY5 Configuration

- Probe: AM1DV3 - 3130; ; Calibrated: 2015/11/10
- Sensor-Surface: 0mm (Fix Surface)
- Electronics: DAE4 Sn1399; Calibrated: 2015/11/23
- Phantom: HAC Test Arch with AMCC; Type: SD HAC P01 BA;
- Measurement SW: DASY52, Version 52.8 (7); SEMCAD X Version 14.6.10 (7164)


#### General Scans/y (transversal) 4.2mm 50 x 50/ABM SNR(x,y,z) (13x13x1): Measurement

grid: dx=10mm, dy=10mm

ABM1/ABM2 = 32.85 dB

ABM1 comp = -10.20 dBA/m

Location: 0, 12.5, 3.7 mm



0 dB = 1.000 A/m = 0.00 dBA/m


### #21\_HAC\_T-Coil\_LTE Band 5\_10M\_QPSK\_1RB\_0offset\_NB AMR 12.2Kbps\_Ch20525\_Axial (Z)

Communication System: LTE; Frequency: 836.5 MHz; Duty Cycle: 1:1  
Medium: Air Medium parameters used:  $\sigma = 0$  S/m,  $\epsilon_r = 1$ ;  $\rho = 0$  kg/m<sup>3</sup>  
Ambient Temperature : 23.5 °C

#### DASY5 Configuration

- Probe: AM1DV3 - 3130; ; Calibrated: 2015/11/10
- Sensor-Surface: 0mm (Fix Surface)
- Electronics: DAE4 Sn1399; Calibrated: 2015/11/23
- Phantom: HAC Test Arch with AMCC; Type: SD HAC P01 BA;
- Measurement SW: DASY52, Version 52.8 (7); SEMCAD X Version 14.6.10 (7164)

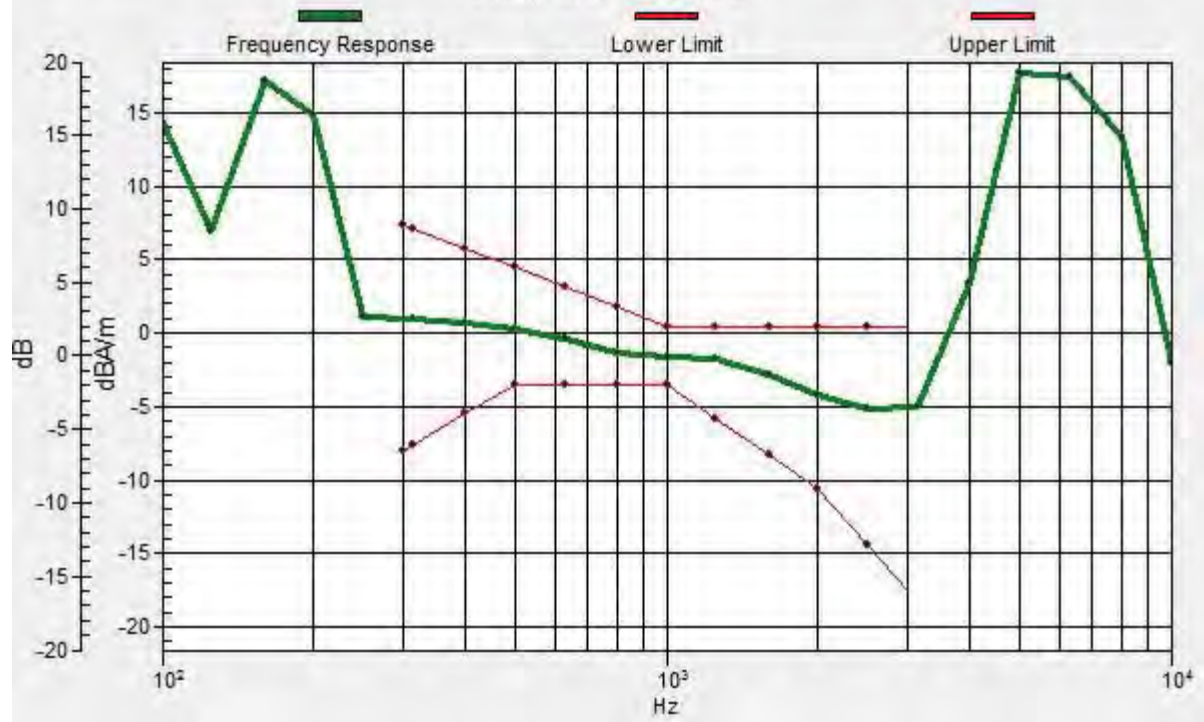
**General Scans/z (axial) 4.2mm 50 x 50/ABM SNR(x,y,z) (13x13x1):** Measurement grid:  
dx=10mm, dy=10mm  
ABM1/ABM2 = 35.87 dB  
ABM1 comp = -1.99 dBA/m  
Location: 0, 4.2, 3.7 mm



0 dB = 1.000 A/m = 0.00 dBA/m

# General Scans/z (axial) wideband at best S/N/ABM Freq Resp(x,y,z,f)

Loc: 0, 4.2, 3.7 mm Diff: 2dB



### #21\_HAC\_T-Coil\_LTE Band 5\_10M\_QPSK\_1RB\_0offset\_NB AMR 12.2Kbps\_Ch20525\_Transversal (Y)

Communication System: LTE; Frequency: 836.5 MHz; Duty Cycle: 1:1  
Medium: Air Medium parameters used:  $\sigma = 0$  S/m,  $\epsilon_r = 1$ ;  $\rho = 0$  kg/m<sup>3</sup>  
Ambient Temperature : 23.5 °C

#### DASY5 Configuration

- Probe: AM1DV3 - 3130; ; Calibrated: 2015/11/10
- Sensor-Surface: 0mm (Fix Surface)
- Electronics: DAE4 Sn1399; Calibrated: 2015/11/23
- Phantom: HAC Test Arch with AMCC; Type: SD HAC P01 BA;
- Measurement SW: DASY52, Version 52.8 (7); SEMCAD X Version 14.6.10 (7164)

**General Scans/y (transversal) 4.2mm 50 x 50/ABM SNR(x,y,z) (13x13x1):** Measurement grid: dx=10mm, dy=10mm  
ABM1/ABM2 = 33.73 dB  
ABM1 comp = -9.11 dBA/m  
Location: 0, 12.5, 3.7 mm



0 dB = 1.000 A/m = 0.00 dBA/m


### #22\_HAC\_T-Coil\_LTE Band 5\_10M\_QPSK\_1RB\_0offset\_NB AMR 12.2Kbps\_Ch20525\_Battery 2\_Axial (Z)

Communication System: LTE; Frequency: 836.5 MHz; Duty Cycle: 1:1  
Medium: Air Medium parameters used:  $\sigma = 0$  S/m,  $\epsilon_r = 1$ ;  $\rho = 0$  kg/m<sup>3</sup>  
Ambient Temperature : 23.5 °C

#### DASY5 Configuration

- Probe: AM1DV3 - 3130; ; Calibrated: 2015/11/10
- Sensor-Surface: 0mm (Fix Surface)
- Electronics: DAE4 Sn1399; Calibrated: 2015/11/23
- Phantom: HAC Test Arch with AMCC; Type: SD HAC P01 BA;
- Measurement SW: DASY52, Version 52.8 (7); SEMCAD X Version 14.6.10 (7164)

**General Scans/z (axial) 4.2mm 50 x 50/ABM SNR(x,y,z) (13x13x1):** Measurement grid:  
dx=10mm, dy=10mm  
ABM1/ABM2 = 36.03 dB  
ABM1 comp = -2.34 dBA/m  
Location: 0, 4.2, 3.7 mm



0 dB = 1.000 A/m = 0.00 dBA/m

# General Scans/z (axial) wideband at best S/N/ABM Freq Resp(x,y,z,f)

Loc: 0, 4.2, 3.7 mm Diff: 2dB




### #22\_HAC\_T-Coil\_LTE Band 5\_10M\_QPSK\_1RB\_0offset\_NB AMR 12.2Kbps\_Ch20525\_Battery 2\_Transversal (Y)

Communication System: LTE; Frequency: 836.5 MHz; Duty Cycle: 1:1  
Medium: Air Medium parameters used:  $\sigma = 0$  S/m,  $\epsilon_r = 1$ ;  $\rho = 0$  kg/m<sup>3</sup>  
Ambient Temperature : 23.5 °C

#### DASY5 Configuration

- Probe: AM1DV3 - 3130; ; Calibrated: 2015/11/10
- Sensor-Surface: 0mm (Fix Surface)
- Electronics: DAE4 Sn1399; Calibrated: 2015/11/23
- Phantom: HAC Test Arch with AMCC; Type: SD HAC P01 BA;
- Measurement SW: DASY52, Version 52.8 (7); SEMCAD X Version 14.6.10 (7164)

**General Scans/y (transversal) 4.2mm 50 x 50/ABM SNR(x,y,z) (13x13x1):** Measurement grid: dx=10mm, dy=10mm  
ABM1/ABM2 = 34.28 dB  
ABM1 comp = -9.33 dBA/m  
Location: 0, 12.5, 3.7 mm



0 dB = 1.000 A/m = 0.00 dBA/m

### #23\_HAC\_T-Coil\_LTE Band 7\_20M\_QPSK\_1RB\_0offset\_NB AMR 12.2Kbps\_Ch21100\_Axial (Z)

Communication System: LTE ; Frequency: 2535 MHz;Duty Cycle: 1:1

Medium: Air Medium parameters used:  $\sigma = 0$  S/m,  $\epsilon_r = 1$ ;  $\rho = 0$  kg/m<sup>3</sup>

Ambient Temperature : 23.5 °C

#### DASY5 Configuration

- Probe: AM1DV3 - 3130; ; Calibrated: 2015/11/10
- Sensor-Surface: 0mm (Fix Surface)
- Electronics: DAE4 Sn1399; Calibrated: 2015/11/23
- Phantom: HAC Test Arch with AMCC; Type: SD HAC P01 BA;
- Measurement SW: DASY52, Version 52.8 (7); SEMCAD X Version 14.6.10 (7164)


#### General Scans/z (axial) 4.2mm 50 x 50/ABM SNR(x,y,z) (13x13x1): Measurement grid:

dx=10mm, dy=10mm

ABM1/ABM2 = 36.35 dB

ABM1 comp = -2.25 dBA/m

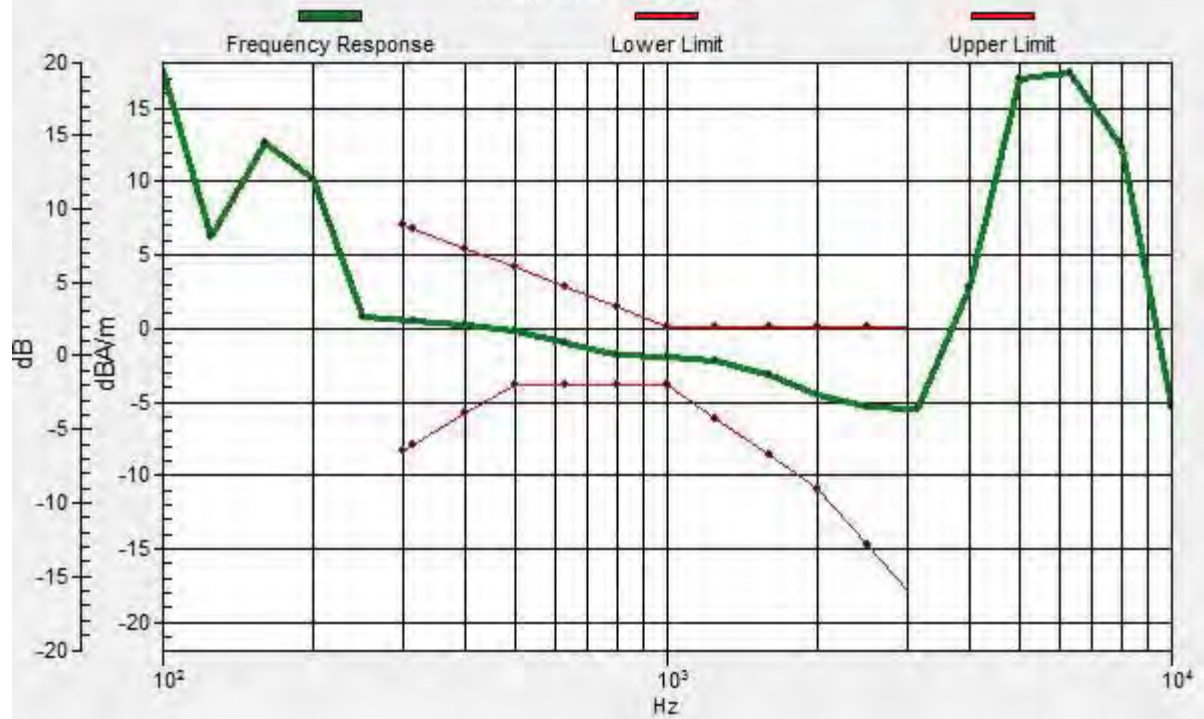
Location: 0, 4.2, 3.7 mm



0 dB = 1.000 A/m = 0.00 dBA/m

# General Scans/z (axial) wideband at best S/N/ABM Freq Resp(x,y,z,f)

Loc: 0, 4.2, 3.7 mm Diff: 2dB



### #23\_HAC\_T-Coil\_LTE Band 7\_20M\_QPSK\_1RB\_0offset\_NB AMR 12.2Kbps\_Ch21100\_Transversal (Y)

Communication System: LTE ; Frequency: 2535 MHz;Duty Cycle: 1:1

Medium: Air Medium parameters used:  $\sigma = 0$  S/m,  $\epsilon_r = 1$ ;  $\rho = 0$  kg/m<sup>3</sup>

Ambient Temperature : 23.5 °C

#### DASY5 Configuration


- Probe: AM1DV3 - 3130; ; Calibrated: 2015/11/10
- Sensor-Surface: 0mm (Fix Surface)
- Electronics: DAE4 Sn1399; Calibrated: 2015/11/23
- Phantom: HAC Test Arch with AMCC; Type: SD HAC P01 BA;
- Measurement SW: DASY52, Version 52.8 (7); SEMCAD X Version 14.6.10 (7164)

**General Scans/y (transversal) 4.2mm 50 x 50/ABM SNR(x,y,z) (13x13x1):** Measurement grid: dx=10mm, dy=10mm

ABM1/ABM2 = 33.55 dB

ABM1 comp = -9.34 dBA/m

Location: 0, 12.5, 3.7 mm



0 dB = 1.000 A/m = 0.00 dBA/m


### #24\_HAC\_T-Coil\_LTE Band 7\_20M\_QPSK\_1RB\_0offset\_NB AMR 12.2Kbps\_Ch21100\_Battery 2\_Axial (Z)

Communication System: LTE ; Frequency: 2535 MHz;Duty Cycle: 1:1  
Medium: Air Medium parameters used:  $\sigma = 0$  S/m,  $\epsilon_r = 1$ ;  $\rho = 0$  kg/m<sup>3</sup>  
Ambient Temperature : 23.5 °C

#### DASY5 Configuration

- Probe: AM1DV3 - 3130; ; Calibrated: 2015/11/10
- Sensor-Surface: 0mm (Fix Surface)
- Electronics: DAE4 Sn1399; Calibrated: 2015/11/23
- Phantom: HAC Test Arch with AMCC; Type: SD HAC P01 BA;
- Measurement SW: DASY52, Version 52.8 (7); SEMCAD X Version 14.6.10 (7164)

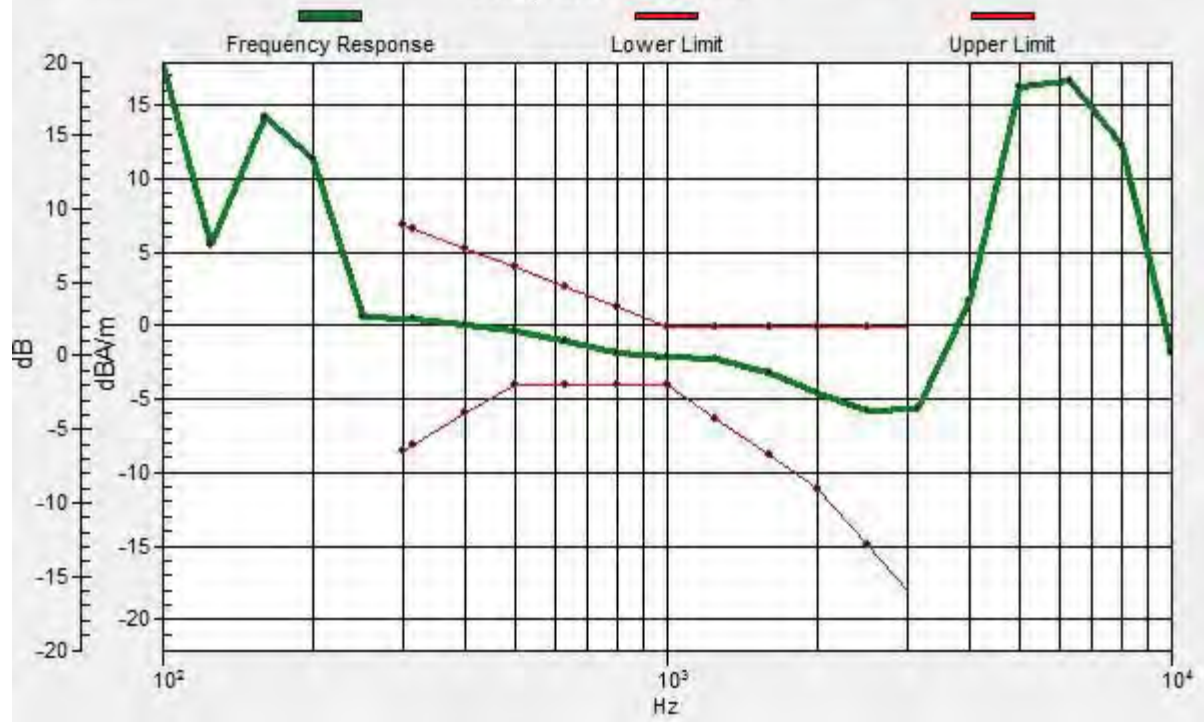
**General Scans/z (axial) 4.2mm 50 x 50/ABM SNR(x,y,z) (13x13x1):** Measurement grid:  
dx=10mm, dy=10mm  
ABM1/ABM2 = 35.71 dB  
ABM1 comp = -2.41 dBA/m  
Location: 0, 4.2, 3.7 mm



0 dB = 1.000 A/m = 0.00 dBA/m

# General Scans/z (axial) wideband at best S/N/ABM Freq Resp(x,y,z,f)

Loc: 0, 4.2, 3.7 mm Diff: 2dB



### #24\_HAC\_T-Coil\_LTE Band 7\_20M\_QPSK\_1RB\_0offset\_NB AMR 12.2Kbps\_Ch21100\_Battery 2\_Transversal (Y)

Communication System: LTE ; Frequency: 2535 MHz;Duty Cycle: 1:1

Medium: Air Medium parameters used:  $\sigma = 0$  S/m,  $\epsilon_r = 1$ ;  $\rho = 0$  kg/m<sup>3</sup>

Ambient Temperature : 23.5 °C

#### DASY5 Configuration


- Probe: AM1DV3 - 3130; ; Calibrated: 2015/11/10
- Sensor-Surface: 0mm (Fix Surface)
- Electronics: DAE4 Sn1399; Calibrated: 2015/11/23
- Phantom: HAC Test Arch with AMCC; Type: SD HAC P01 BA;
- Measurement SW: DASY52, Version 52.8 (7); SEMCAD X Version 14.6.10 (7164)

**General Scans/y (transversal) 4.2mm 50 x 50/ABM SNR(x,y,z) (13x13x1):** Measurement grid: dx=10mm, dy=10mm

ABM1/ABM2 = 32.35 dB

ABM1 comp = -10.11 dBA/m

Location: 0, 12.5, 3.7 mm



0 dB = 1.000 A/m = 0.00 dBA/m

### #25\_HAC\_T-Coil\_LTE Band 12\_10M\_QPSK\_1RB\_0offset\_NB AMR 12.2Kbps\_Ch23095\_Axial (Z)

Communication System: LTE; Frequency: 707.5 MHz; Duty Cycle: 1:1

Medium: Air Medium parameters used:  $\sigma = 0$  S/m,  $\epsilon_r = 1$ ;  $\rho = 0$  kg/m<sup>3</sup>

Ambient Temperature : 23.5 °C

#### DASY5 Configuration

- Probe: AM1DV3 - 3130; ; Calibrated: 2015/11/10
- Sensor-Surface: 0mm (Fix Surface)
- Electronics: DAE4 Sn1399; Calibrated: 2015/11/23
- Phantom: HAC Test Arch with AMCC; Type: SD HAC P01 BA;
- Measurement SW: DASY52, Version 52.8 (7); SEMCAD X Version 14.6.10 (7164)


#### General Scans/z (axial) 4.2mm 50 x 50/ABM SNR(x,y,z) (13x13x1): Measurement grid:

dx=10mm, dy=10mm

ABM1/ABM2 = 36.12 dB

ABM1 comp = -1.81 dBA/m

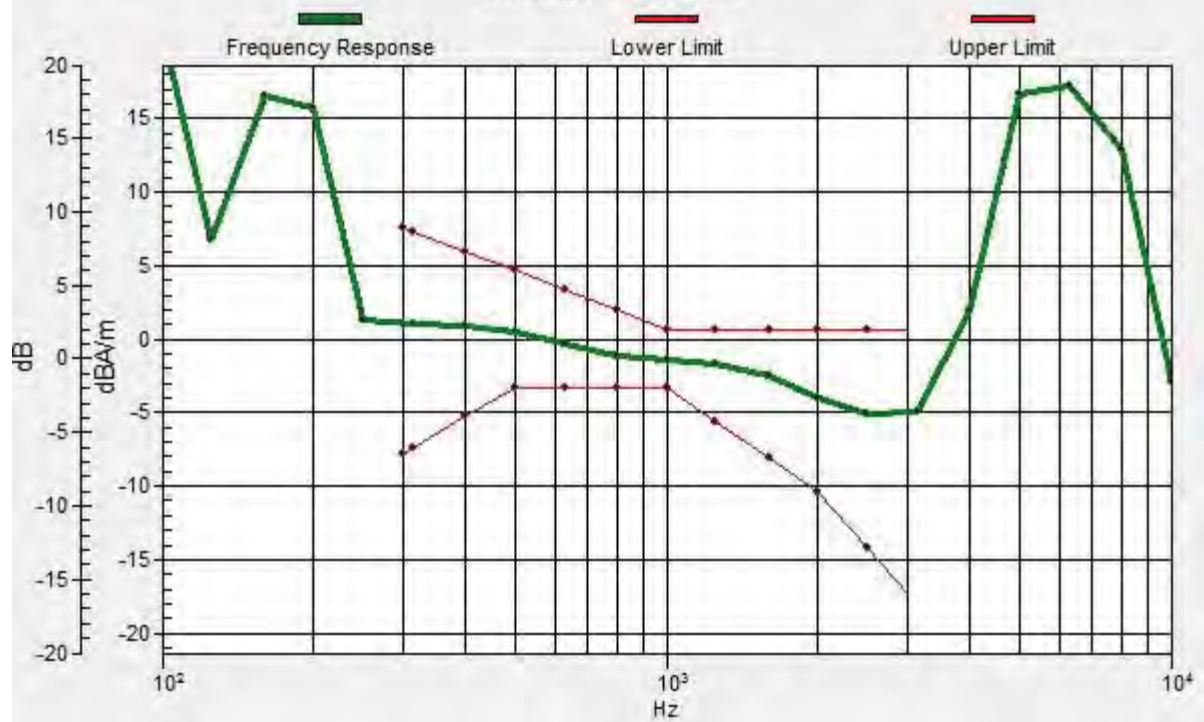
Location: 0, 0, 3.7 mm



0 dB = 1.000 A/m = 0.00 dBA/m

# General Scans/z (axial) wideband at best S/N/ABM Freq Resp(x,y,z,f)

Loc: 0, 0, 3.7 mm Diff: 2dB




### #25\_HAC\_T-Coil\_LTE Band 12\_10M\_QPSK\_1RB\_0offset\_NB AMR 12.2Kbps\_Ch23095\_Transversal (Y)

Communication System: LTE; Frequency: 707.5 MHz; Duty Cycle: 1:1  
Medium: Air Medium parameters used:  $\sigma = 0$  S/m,  $\epsilon_r = 1$ ;  $\rho = 0$  kg/m<sup>3</sup>  
Ambient Temperature : 23.5 °C

#### DASY5 Configuration

- Probe: AM1DV3 - 3130; ; Calibrated: 2015/11/10
- Sensor-Surface: 0mm (Fix Surface)
- Electronics: DAE4 Sn1399; Calibrated: 2015/11/23
- Phantom: HAC Test Arch with AMCC; Type: SD HAC P01 BA;
- Measurement SW: DASY52, Version 52.8 (7); SEMCAD X Version 14.6.10 (7164)

**General Scans/y (transversal) 4.2mm 50 x 50/ABM SNR(x,y,z) (13x13x1):** Measurement grid: dx=10mm, dy=10mm  
ABM1/ABM2 = 33.47 dB  
ABM1 comp = -9.27 dBA/m  
Location: 0, -8.3, 3.7 mm



0 dB = 1.000 A/m = 0.00 dBA/m

### #26\_HAC\_T-Coil\_LTE Band 12\_10M\_QPSK\_1RB\_0offset\_NB AMR 12.2Kbps\_Ch23095\_Battery 2\_Axial (Z)

Communication System: LTE; Frequency: 707.5 MHz; Duty Cycle: 1:1  
Medium: Air Medium parameters used:  $\sigma = 0$  S/m,  $\epsilon_r = 1$ ;  $\rho = 0$  kg/m<sup>3</sup>  
Ambient Temperature : 23.5 °C

#### DASY5 Configuration

- Probe: AM1DV3 - 3130; ; Calibrated: 2015/11/10
- Sensor-Surface: 0mm (Fix Surface)
- Electronics: DAE4 Sn1399; Calibrated: 2015/11/23
- Phantom: HAC Test Arch with AMCC; Type: SD HAC P01 BA;
- Measurement SW: DASY52, Version 52.8 (7); SEMCAD X Version 14.6.10 (7164)


#### General Scans/z (axial) 4.2mm 50 x 50/ABM SNR(x,y,z) (13x13x1): Measurement grid:

dx=10mm, dy=10mm

ABM1/ABM2 = 36.13 dB

ABM1 comp = -1.74 dBA/m

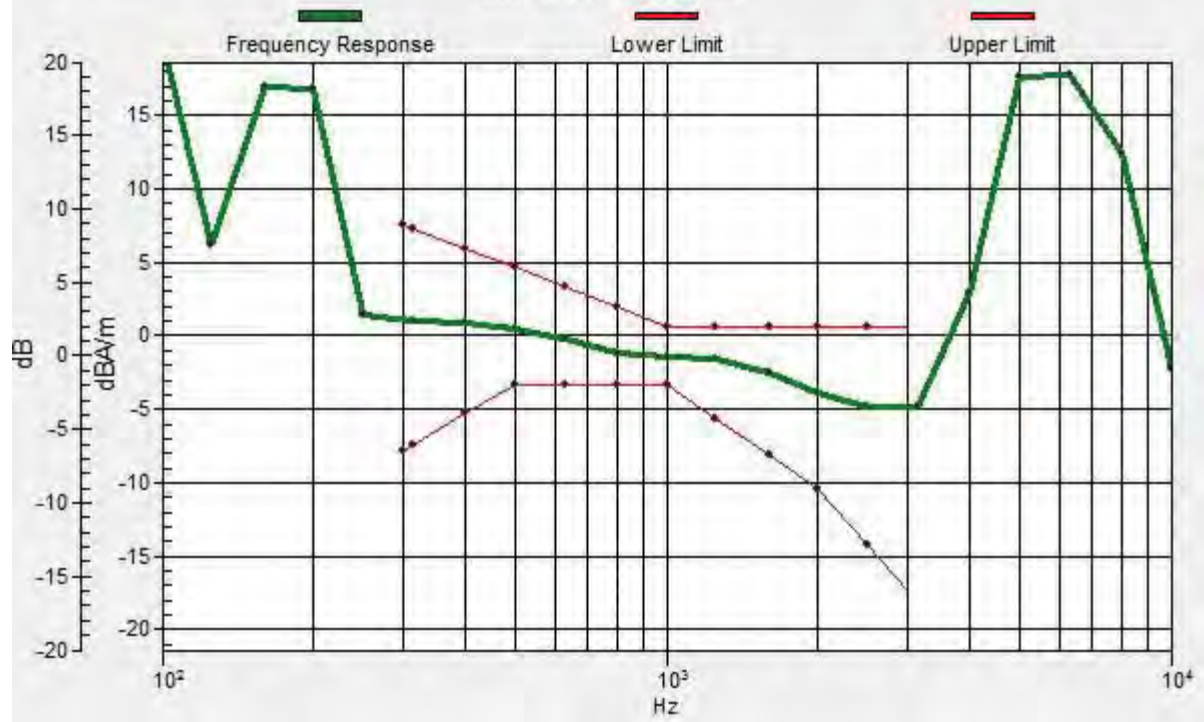
Location: 0, 0, 3.7 mm



0 dB = 1.000 A/m = 0.00 dBA/m

# General Scans/z (axial) wideband at best S/N/ABM Freq Resp(x,y,z,f)

Loc: 0, 0, 3.7 mm Diff: 2dB




### #26\_HAC\_T-Coil\_LTE Band 12\_10M\_QPSK\_1RB\_0offset\_NB AMR 12.2Kbps\_Ch23095\_Battery 2\_Transversal (Y)

Communication System: LTE; Frequency: 707.5 MHz; Duty Cycle: 1:1  
Medium: Air Medium parameters used:  $\sigma = 0$  S/m,  $\epsilon_r = 1$ ;  $\rho = 0$  kg/m<sup>3</sup>  
Ambient Temperature : 23.5 °C

#### DASY5 Configuration

- Probe: AM1DV3 - 3130; ; Calibrated: 2015/11/10
- Sensor-Surface: 0mm (Fix Surface)
- Electronics: DAE4 Sn1399; Calibrated: 2015/11/23
- Phantom: HAC Test Arch with AMCC; Type: SD HAC P01 BA;
- Measurement SW: DASY52, Version 52.8 (7); SEMCAD X Version 14.6.10 (7164)

**General Scans/y (transversal) 4.2mm 50 x 50/ABM SNR(x,y,z) (13x13x1):** Measurement grid: dx=10mm, dy=10mm  
ABM1/ABM2 = 34.39 dB  
ABM1 comp = -9.24 dBA/m  
Location: 0, -8.3, 3.7 mm



0 dB = 1.000 A/m = 0.00 dBA/m

### #27\_HAC\_T-Coil\_LTE Band 13\_10M\_QPSK\_1RB\_0offset\_NB AMR 12.2Kbps\_Ch23230\_Axial (Z)

Communication System: LTE; Frequency: 782 MHz; Duty Cycle: 1:1  
Medium: Air Medium parameters used:  $\sigma = 0$  S/m,  $\epsilon_r = 1$ ;  $\rho = 0$  kg/m<sup>3</sup>  
Ambient Temperature : 23.5 °C

#### DASY5 Configuration

- Probe: AM1DV3 - 3130; ; Calibrated: 2015/11/10
- Sensor-Surface: 0mm (Fix Surface)
- Electronics: DAE4 Sn1399; Calibrated: 2015/11/23
- Phantom: HAC Test Arch with AMCC; Type: SD HAC P01 BA;
- Measurement SW: DASY52, Version 52.8 (7); SEMCAD X Version 14.6.10 (7164)


#### General Scans/z (axial) 4.2mm 50 x 50/ABM SNR(x,y,z) (13x13x1): Measurement grid:

dx=10mm, dy=10mm

ABM1/ABM2 = 36.55 dB

ABM1 comp = -1.94 dBA/m

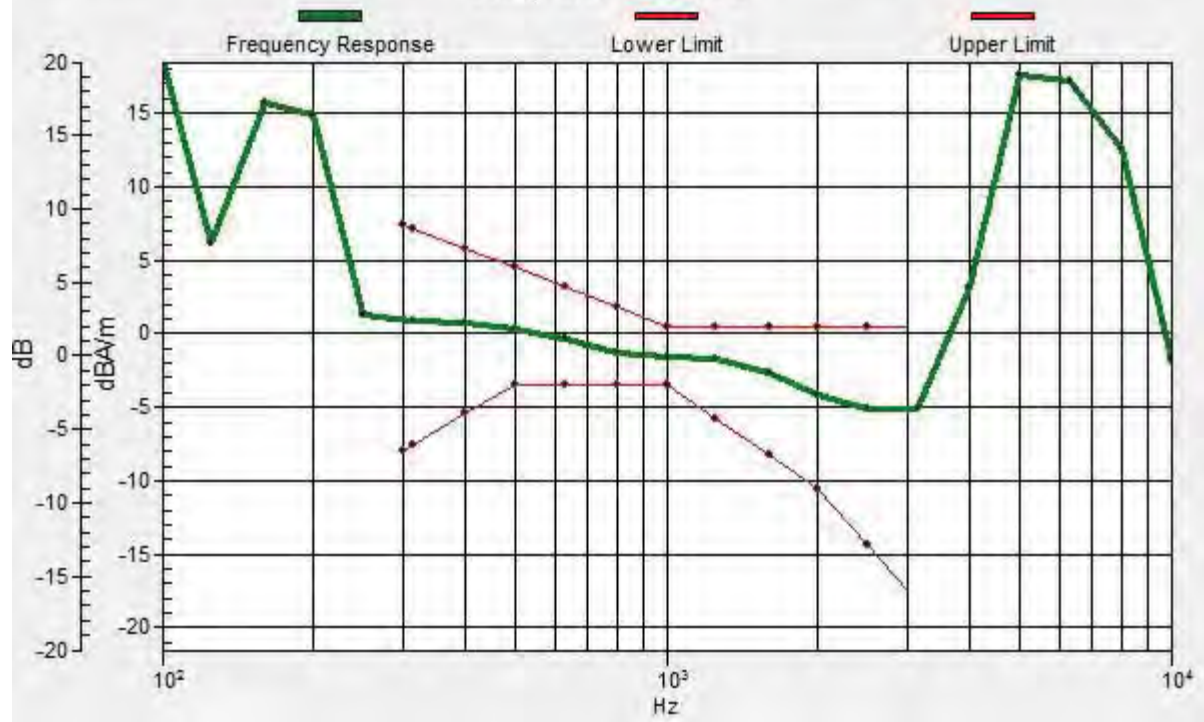
Location: 0, 4.2, 3.7 mm



0 dB = 1.000 A/m = 0.00 dBA/m

# General Scans/z (axial) wideband at best S/N/ABM Freq Resp(x,y,z,f)

Loc: 0, 4.2, 3.7 mm Diff: 2dB




### #27\_HAC\_T-Coil\_LTE Band 13\_10M\_QPSK\_1RB\_0offset\_NB AMR 12.2Kbps\_Ch23230\_Transversal (Y)

Communication System: LTE; Frequency: 782 MHz; Duty Cycle: 1:1  
Medium: Air Medium parameters used:  $\sigma = 0$  S/m,  $\epsilon_r = 1$ ;  $\rho = 0$  kg/m<sup>3</sup>  
Ambient Temperature : 23.5 °C

#### DASY5 Configuration

- Probe: AM1DV3 - 3130; ; Calibrated: 2015/11/10
- Sensor-Surface: 0mm (Fix Surface)
- Electronics: DAE4 Sn1399; Calibrated: 2015/11/23
- Phantom: HAC Test Arch with AMCC; Type: SD HAC P01 BA;
- Measurement SW: DASY52, Version 52.8 (7); SEMCAD X Version 14.6.10 (7164)

**General Scans/y (transversal) 4.2mm 50 x 50/ABM SNR(x,y,z) (13x13x1):** Measurement grid: dx=10mm, dy=10mm  
ABM1/ABM2 = 33.91 dB  
ABM1 comp = -9.30 dBA/m  
Location: 0, -8.3, 3.7 mm



0 dB = 1.000 A/m = 0.00 dBA/m

### #28\_HAC\_T-Coil\_LTE Band 13\_10M\_QPSK\_1RB\_0offset\_NB AMR 12.2Kbps\_Ch23230\_Battery 2\_Axial (Z)

Communication System: LTE; Frequency: 782 MHz; Duty Cycle: 1:1  
Medium: Air Medium parameters used:  $\sigma = 0$  S/m,  $\epsilon_r = 1$ ;  $\rho = 0$  kg/m<sup>3</sup>  
Ambient Temperature : 23.5 °C

#### DASY5 Configuration

- Probe: AM1DV3 - 3130; ; Calibrated: 2015/11/10
- Sensor-Surface: 0mm (Fix Surface)
- Electronics: DAE4 Sn1399; Calibrated: 2015/11/23
- Phantom: HAC Test Arch with AMCC; Type: SD HAC P01 BA;
- Measurement SW: DASY52, Version 52.8 (7); SEMCAD X Version 14.6.10 (7164)

#### General Scans/z (axial) 4.2mm 50 x 50/ABM SNR(x,y,z) (13x13x1): Measurement grid:

dx=10mm, dy=10mm

ABM1/ABM2 = 36.08 dB

ABM1 comp = -1.95 dBA/m

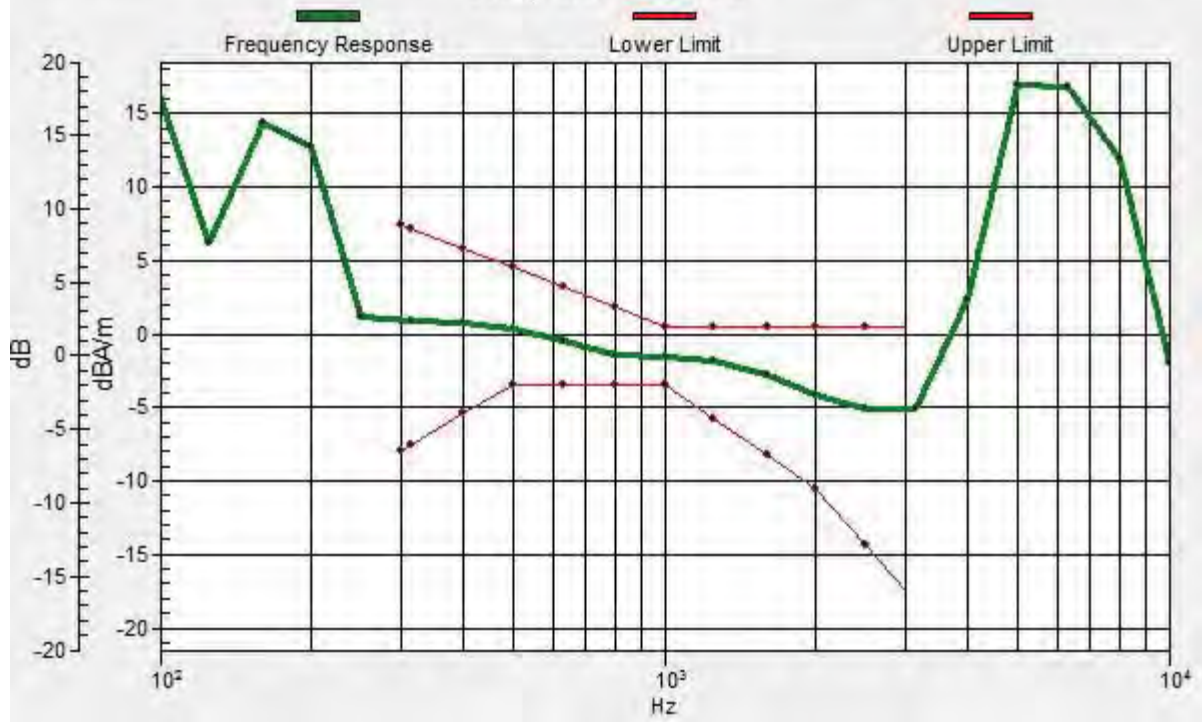
Location: 0, 4.2, 3.7 mm



0 dB = 1.000 A/m = 0.00 dBA/m

# General Scans/z (axial) wideband at best S/N/ABM Freq Resp(x,y,z,f)

Loc: 0, 4.2, 3.7 mm Diff: 2dB




### #28\_HAC\_T-Coil\_LTE Band 13\_10M\_QPSK\_1RB\_0offset\_NB AMR 12.2Kbps\_Ch23230\_Battery 2\_Transversal (Y)

Communication System: LTE; Frequency: 782 MHz; Duty Cycle: 1:1  
Medium: Air Medium parameters used:  $\sigma = 0$  S/m,  $\epsilon_r = 1$ ;  $\rho = 0$  kg/m<sup>3</sup>  
Ambient Temperature : 23.5 °C

#### DASY5 Configuration

- Probe: AM1DV3 - 3130; ; Calibrated: 2015/11/10
- Sensor-Surface: 0mm (Fix Surface)
- Electronics: DAE4 Sn1399; Calibrated: 2015/11/23
- Phantom: HAC Test Arch with AMCC; Type: SD HAC P01 BA;
- Measurement SW: DASY52, Version 52.8 (7); SEMCAD X Version 14.6.10 (7164)

**General Scans/y (transversal) 4.2mm 50 x 50/ABM SNR(x,y,z) (13x13x1):** Measurement grid: dx=10mm, dy=10mm  
ABM1/ABM2 = 33.80 dB  
ABM1 comp = -9.09 dBA/m  
Location: 0, 12.5, 3.7 mm



0 dB = 1.000 A/m = 0.00 dBA/m

### #29\_HAC\_T-Coil\_LTE Band 17\_10M\_QPSK\_1RB\_0offset\_NB AMR 12.2Kbps\_Ch23790\_Axial (Z)

Communication System: LTE; Frequency: 710 MHz; Duty Cycle: 1:1  
Medium: Air Medium parameters used:  $\sigma = 0$  S/m,  $\epsilon_r = 1$ ;  $\rho = 0$  kg/m<sup>3</sup>  
Ambient Temperature : 23.5 °C

#### DASY5 Configuration

- Probe: AM1DV3 - 3130; ; Calibrated: 2015/11/10
- Sensor-Surface: 0mm (Fix Surface)
- Electronics: DAE4 Sn1399; Calibrated: 2015/11/23
- Phantom: HAC Test Arch with AMCC; Type: SD HAC P01 BA;
- Measurement SW: DASY52, Version 52.8 (7); SEMCAD X Version 14.6.10 (7164)


#### General Scans/z (axial) 4.2mm 50 x 50/ABM SNR(x,y,z) (13x13x1): Measurement grid:

dx=10mm, dy=10mm

ABM1/ABM2 = 36.63 dB

ABM1 comp = -2.01 dBA/m

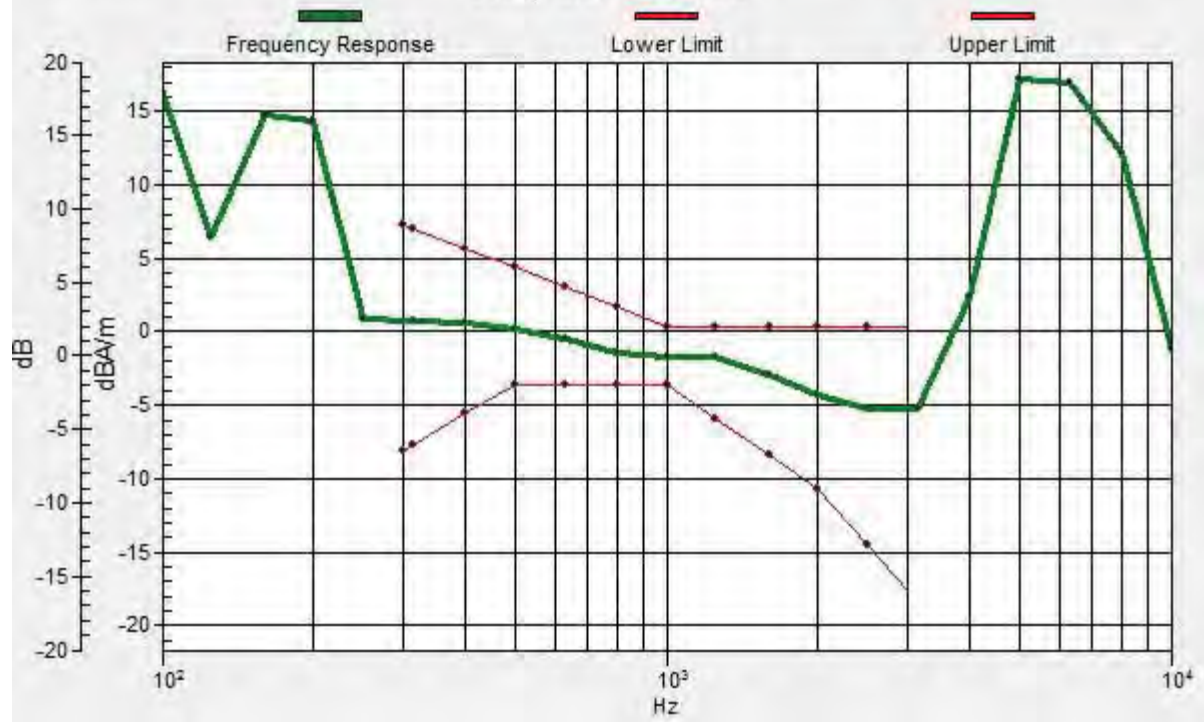
Location: 0, 4.2, 3.7 mm



0 dB = 1.000 A/m = 0.00 dBA/m

# General Scans/z (axial) wideband at best S/N/ABM Freq Resp(x,y,z,f)

Loc: 0, 4.2, 3.7 mm Diff: 2dB




### #29\_HAC\_T-Coil\_LTE Band 17\_10M\_QPSK\_1RB\_0offset\_NB AMR 12.2Kbps\_Ch23790\_Transversal (Y)

Communication System: LTE; Frequency: 710 MHz; Duty Cycle: 1:1  
Medium: Air Medium parameters used:  $\sigma = 0$  S/m,  $\epsilon_r = 1$ ;  $\rho = 0$  kg/m<sup>3</sup>  
Ambient Temperature : 23.5 °C

#### DASY5 Configuration

- Probe: AM1DV3 - 3130; ; Calibrated: 2015/11/10
- Sensor-Surface: 0mm (Fix Surface)
- Electronics: DAE4 Sn1399; Calibrated: 2015/11/23
- Phantom: HAC Test Arch with AMCC; Type: SD HAC P01 BA;
- Measurement SW: DASY52, Version 52.8 (7); SEMCAD X Version 14.6.10 (7164)

**General Scans/y (transversal) 4.2mm 50 x 50/ABM SNR(x,y,z) (13x13x1):** Measurement grid: dx=10mm, dy=10mm  
ABM1/ABM2 = 33.88 dB  
ABM1 comp = -9.21 dBA/m  
Location: 0, 12.5, 3.7 mm



0 dB = 1.000 A/m = 0.00 dBA/m

### #30\_HAC\_T-Coil\_LTE Band 17\_10M\_QPSK\_1RB\_0offset\_NB AMR 12.2Kbps\_Ch23790\_Battery 2\_Axial (Z)

Communication System: LTE; Frequency: 710 MHz; Duty Cycle: 1:1  
Medium: Air Medium parameters used:  $\sigma = 0$  S/m,  $\epsilon_r = 1$ ;  $\rho = 0$  kg/m<sup>3</sup>  
Ambient Temperature : 23.5 °C

#### DASY5 Configuration

- Probe: AM1DV3 - 3130; ; Calibrated: 2015/11/10
- Sensor-Surface: 0mm (Fix Surface)
- Electronics: DAE4 Sn1399; Calibrated: 2015/11/23
- Phantom: HAC Test Arch with AMCC; Type: SD HAC P01 BA;
- Measurement SW: DASY52, Version 52.8 (7); SEMCAD X Version 14.6.10 (7164)


#### General Scans/z (axial) 4.2mm 50 x 50/ABM SNR(x,y,z) (13x13x1): Measurement grid:

dx=10mm, dy=10mm

ABM1/ABM2 = 35.79 dB

ABM1 comp = -1.97 dBA/m

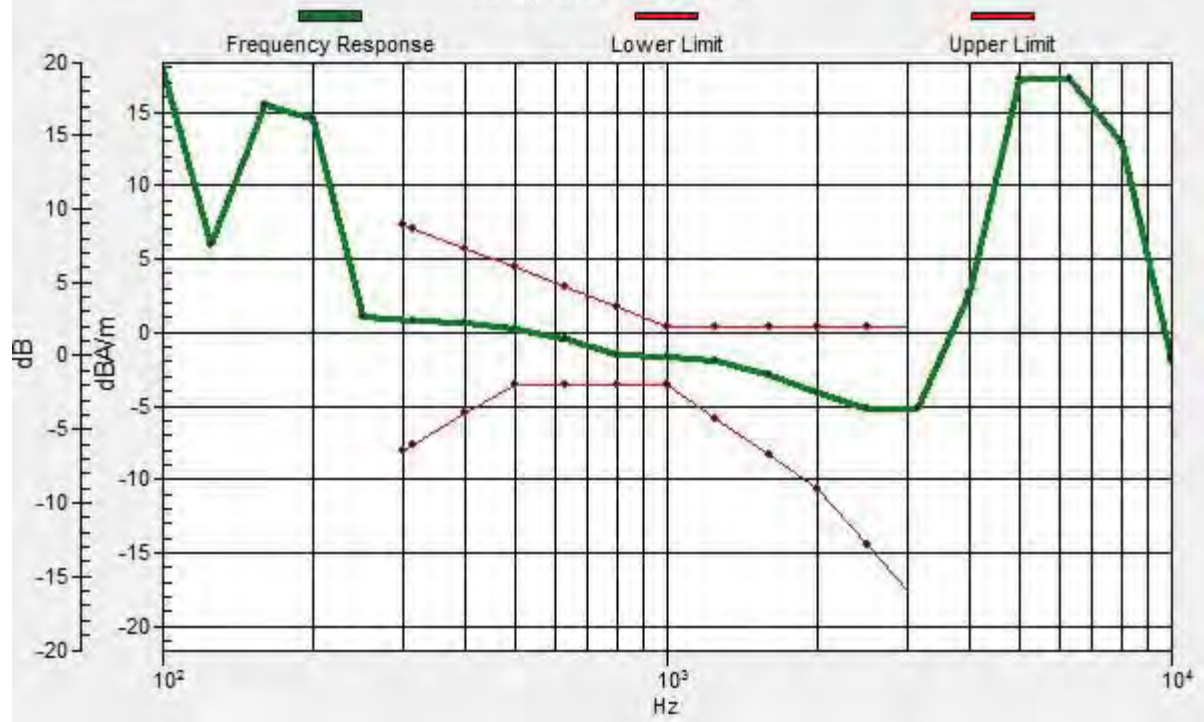
Location: 0, 4.2, 3.7 mm



0 dB = 1.000 A/m = 0.00 dBA/m

# General Scans/z (axial) wideband at best S/N/ABM Freq Resp(x,y,z,f)

Loc: 0, 4.2, 3.7 mm Diff: 2dB




### #30\_HAC\_T-Coil\_LTE Band 17\_10M\_QPSK\_1RB\_0offset\_NB AMR 12.2Kbps\_Ch23790\_Battery 2\_Transversal (Y)

Communication System: LTE; Frequency: 710 MHz; Duty Cycle: 1:1  
Medium: Air Medium parameters used:  $\sigma = 0$  S/m,  $\epsilon_r = 1$ ;  $\rho = 0$  kg/m<sup>3</sup>  
Ambient Temperature : 23.5 °C

#### DASY5 Configuration

- Probe: AM1DV3 - 3130; ; Calibrated: 2015/11/10
- Sensor-Surface: 0mm (Fix Surface)
- Electronics: DAE4 Sn1399; Calibrated: 2015/11/23
- Phantom: HAC Test Arch with AMCC; Type: SD HAC P01 BA;
- Measurement SW: DASY52, Version 52.8 (7); SEMCAD X Version 14.6.10 (7164)

**General Scans/y (transversal) 4.2mm 50 x 50/ABM SNR(x,y,z) (13x13x1):** Measurement grid: dx=10mm, dy=10mm  
ABM1/ABM2 = 33.84 dB  
ABM1 comp = -9.21 dBA/m  
Location: 0, -8.3, 3.7 mm



0 dB = 1.000 A/m = 0.00 dBA/m


### #31\_HAC\_T-Coil\_LTE Band 25\_20M\_QPSK\_1RB\_0offset\_NB AMR 12.2Kbps\_Ch26340\_Axial (Z)

Communication System: LTE; Frequency: 1880 MHz; Duty Cycle: 1:1  
Medium: Air Medium parameters used:  $\sigma = 0$  S/m,  $\epsilon_r = 1$ ;  $\rho = 0$  kg/m<sup>3</sup>  
Ambient Temperature : 23.5 °C

#### DASY5 Configuration

- Probe: AM1DV3 - 3130; ; Calibrated: 2015/11/10
- Sensor-Surface: 0mm (Fix Surface)
- Electronics: DAE4 Sn1399; Calibrated: 2015/11/23
- Phantom: HAC Test Arch with AMCC; Type: SD HAC P01 BA;
- Measurement SW: DASY52, Version 52.8 (7); SEMCAD X Version 14.6.10 (7164)

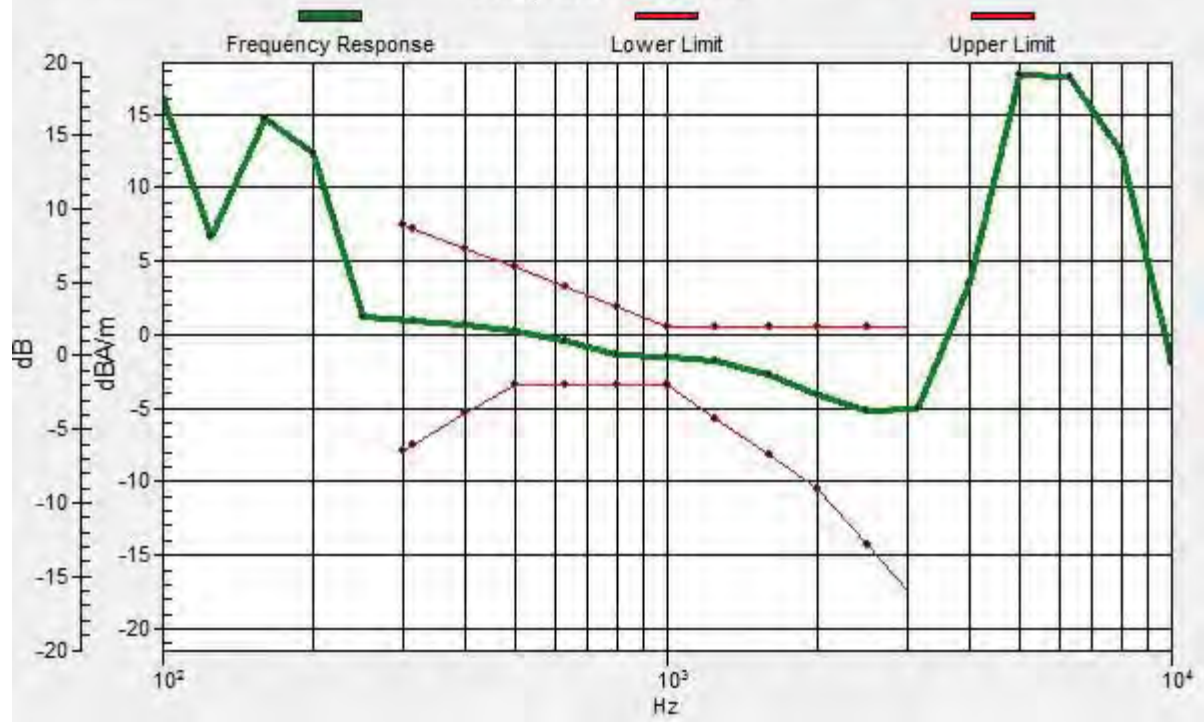
**General Scans/z (axial) 4.2mm 50 x 50/ABM SNR(x,y,z) (13x13x1):** Measurement grid:  
dx=10mm, dy=10mm  
ABM1/ABM2 = 35.87 dB  
ABM1 comp = -1.94 dBA/m  
Location: 0, 4.2, 3.7 mm



0 dB = 1.000 A/m = 0.00 dBA/m

# General Scans/z (axial) wideband at best S/N/ABM Freq Resp(x,y,z,f)

Loc: 0, 4.2, 3.7 mm Diff: 2dB



### #31\_HAC\_T-Coil\_LTE Band 25\_20M\_QPSK\_1RB\_0offset\_NB AMR 12.2Kbps\_Ch26340\_Transversal (Y)

Communication System: LTE; Frequency: 1880 MHz; Duty Cycle: 1:1  
Medium: Air Medium parameters used:  $\sigma = 0$  S/m,  $\epsilon_r = 1$ ;  $\rho = 0$  kg/m<sup>3</sup>  
Ambient Temperature : 23.5 °C

#### DASY5 Configuration

- Probe: AM1DV3 - 3130; ; Calibrated: 2015/11/10
- Sensor-Surface: 0mm (Fix Surface)
- Electronics: DAE4 Sn1399; Calibrated: 2015/11/23
- Phantom: HAC Test Arch with AMCC; Type: SD HAC P01 BA;
- Measurement SW: DASY52, Version 52.8 (7); SEMCAD X Version 14.6.10 (7164)

**General Scans/y (transversal) 4.2mm 50 x 50/ABM SNR(x,y,z) (13x13x1):** Measurement grid: dx=10mm, dy=10mm  
ABM1/ABM2 = 32.80 dB  
ABM1 comp = -9.62 dBA/m  
Location: 0, -4.2, 3.7 mm



0 dB = 1.000 A/m = 0.00 dBA/m

### #32\_HAC\_T-Coil\_LTE Band 25\_20M\_QPSK\_1RB\_0offset\_NB AMR 12.2Kbps\_Ch26340\_Battery 2\_Axial (Z)

Communication System: LTE ; Frequency: 1880 MHz;Duty Cycle: 1:1

Medium: Air Medium parameters used:  $\sigma = 0$  S/m,  $\epsilon_r = 1$ ;  $\rho = 0$  kg/m<sup>3</sup>

Ambient Temperature : 23.5 °C

#### DASY5 Configuration

- Probe: AM1DV3 - 3130; ; Calibrated: 2015/11/10
- Sensor-Surface: 0mm (Fix Surface)
- Electronics: DAE4 Sn1399; Calibrated: 2015/11/23
- Phantom: HAC Test Arch with AMCC; Type: SD HAC P01 BA;
- Measurement SW: DASY52, Version 52.8 (7); SEMCAD X Version 14.6.10 (7164)


#### General Scans/z (axial) 4.2mm 50 x 50/ABM SNR(x,y,z) (13x13x1): Measurement grid:

dx=10mm, dy=10mm

ABM1/ABM2 = 35.68 dB

ABM1 comp = -2.65 dBA/m

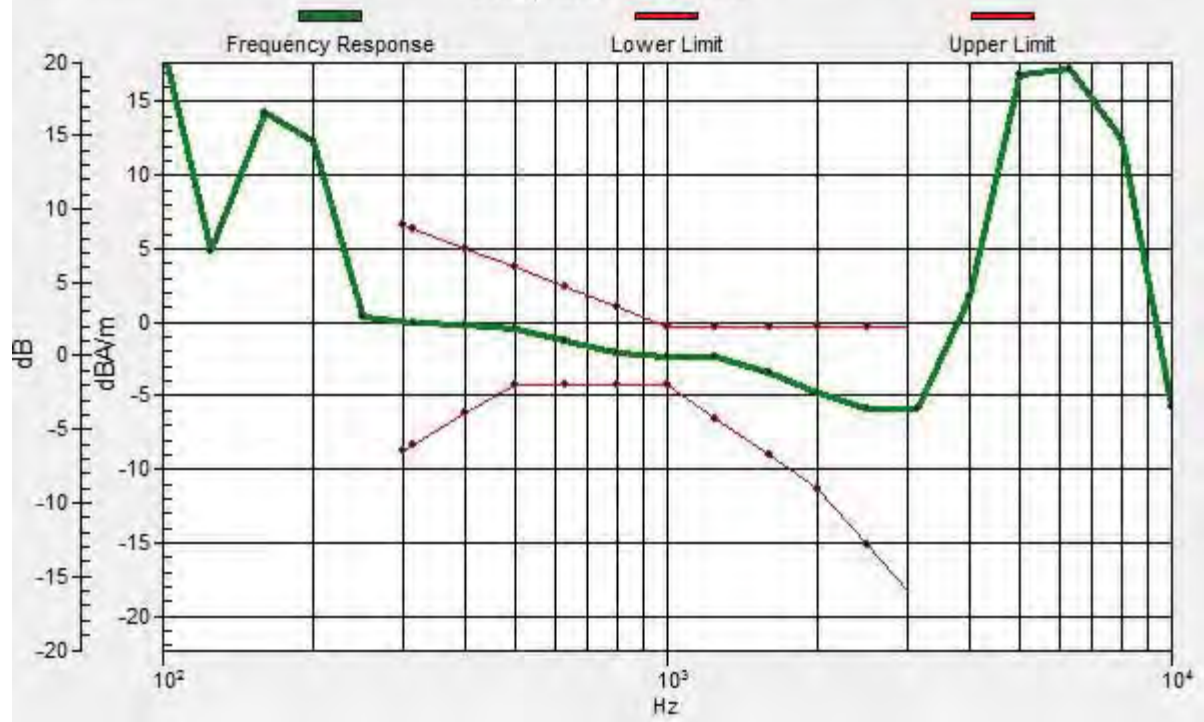
Location: 0, 4.2, 3.7 mm



0 dB = 1.000 A/m = 0.00 dBA/m

# General Scans/z (axial) wideband at best S/N/ABM Freq Resp(x,y,z,f)

Loc: 0, 4.2, 3.7 mm Diff: 2dB



### #32\_HAC\_T-Coil\_LTE Band 25\_20M\_QPSK\_1RB\_0offset\_NB AMR 12.2Kbps\_Ch26340\_Battery 2\_Transversal (Y)

Communication System: LTE ; Frequency: 1880 MHz;Duty Cycle: 1:1

Medium: Air Medium parameters used:  $\sigma = 0$  S/m,  $\epsilon_r = 1$ ;  $\rho = 0$  kg/m<sup>3</sup>

Ambient Temperature : 23.5 °C

#### DASY5 Configuration

- Probe: AM1DV3 - 3130; ; Calibrated: 2015/11/10
- Sensor-Surface: 0mm (Fix Surface)
- Electronics: DAE4 Sn1399; Calibrated: 2015/11/23
- Phantom: HAC Test Arch with AMCC; Type: SD HAC P01 BA;
- Measurement SW: DASY52, Version 52.8 (7); SEMCAD X Version 14.6.10 (7164)

**General Scans/y (transversal) 4.2mm 50 x 50/ABM SNR(x,y,z) (13x13x1):** Measurement grid: dx=10mm, dy=10mm  
ABM1/ABM2 = 33.45 dB  
ABM1 comp = -8.10 dBA/m  
Location: 4.2, 12.5, 3.7 mm



0 dB = 1.000 A/m = 0.00 dBA/m

### #33\_HAC\_T-Coil\_LTE Band 26\_15M\_QPSK\_1RB\_0offset\_NB AMR 12.2Kbps\_Ch26865\_Axial (Z)

Communication System: LTE; Frequency: 831.5 MHz; Duty Cycle: 1:1

Medium: Air Medium parameters used:  $\sigma = 0$  S/m,  $\epsilon_r = 1$ ;  $\rho = 0$  kg/m<sup>3</sup>

Ambient Temperature : 23.5 °C

#### DASY5 Configuration

- Probe: AM1DV3 - 3130; ; Calibrated: 2015/11/10
- Sensor-Surface: 0mm (Fix Surface)
- Electronics: DAE4 Sn1399; Calibrated: 2015/11/23
- Phantom: HAC Test Arch with AMCC; Type: SD HAC P01 BA;
- Measurement SW: DASY52, Version 52.8 (7); SEMCAD X Version 14.6.10 (7164)


#### General Scans/z (axial) 4.2mm 50 x 50/ABM SNR(x,y,z) (13x13x1): Measurement grid:

dx=10mm, dy=10mm

ABM1/ABM2 = 36.40 dB

ABM1 comp = -1.76 dBA/m

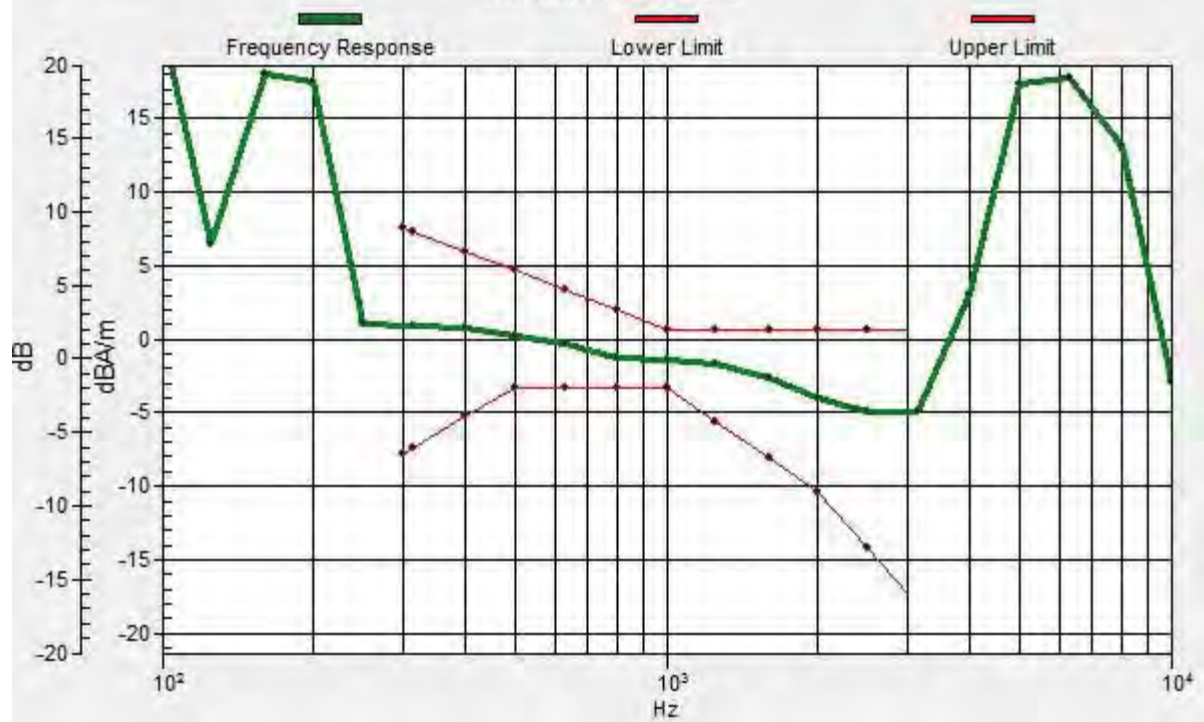
Location: 0, 0, 3.7 mm



0 dB = 1.000 A/m = 0.00 dBA/m

# General Scans/z (axial) wideband at best S/N/ABM Freq Resp(x,y,z,f)

Loc: 0, 0, 3.7 mm Diff: 2dB



### #33\_HAC\_T-Coil\_LTE Band 26\_15M\_QPSK\_1RB\_0offset\_NB AMR 12.2Kbps\_Ch26865\_Transversal (Y)

Communication System: LTE; Frequency: 831.5 MHz; Duty Cycle: 1:1

Medium: Air Medium parameters used:  $\sigma = 0$  S/m,  $\epsilon_r = 1$ ;  $\rho = 0$  kg/m<sup>3</sup>

Ambient Temperature : 23.5 °C

#### DASY5 Configuration

- Probe: AM1DV3 - 3130; ; Calibrated: 2015/11/10
- Sensor-Surface: 0mm (Fix Surface)
- Electronics: DAE4 Sn1399; Calibrated: 2015/11/23
- Phantom: HAC Test Arch with AMCC; Type: SD HAC P01 BA;
- Measurement SW: DASY52, Version 52.8 (7); SEMCAD X Version 14.6.10 (7164)


#### General Scans/y (transversal) 4.2mm 50 x 50/ABM SNR(x,y,z) (13x13x1): Measurement

grid: dx=10mm, dy=10mm

ABM1/ABM2 = 33.26 dB

ABM1 comp = -9.19 dBA/m

Location: 0, 12.5, 3.7 mm



0 dB = 1.000 A/m = 0.00 dBA/m

### #34\_HAC\_T-Coil\_LTE Band 26\_15M\_QPSK\_1RB\_0offset\_NB AMR 12.2Kbps\_Ch26865\_Battery 2\_Axial (Z)

Communication System: LTE; Frequency: 831.5 MHz; Duty Cycle: 1:1

Medium: Air Medium parameters used:  $\sigma = 0$  S/m,  $\epsilon_r = 1$ ;  $\rho = 0$  kg/m<sup>3</sup>

Ambient Temperature : 23.5 °C

#### DASY5 Configuration

- Probe: AM1DV3 - 3130; ; Calibrated: 2015/11/10
- Sensor-Surface: 0mm (Fix Surface)
- Electronics: DAE4 Sn1399; Calibrated: 2015/11/23
- Phantom: HAC Test Arch with AMCC; Type: SD HAC P01 BA;
- Measurement SW: DASY52, Version 52.8 (7); SEMCAD X Version 14.6.10 (7164)


#### General Scans/z (axial) 4.2mm 50 x 50/ABM SNR(x,y,z) (13x13x1): Measurement grid:

dx=10mm, dy=10mm

ABM1/ABM2 = 35.58 dB

ABM1 comp = -1.68 dBA/m

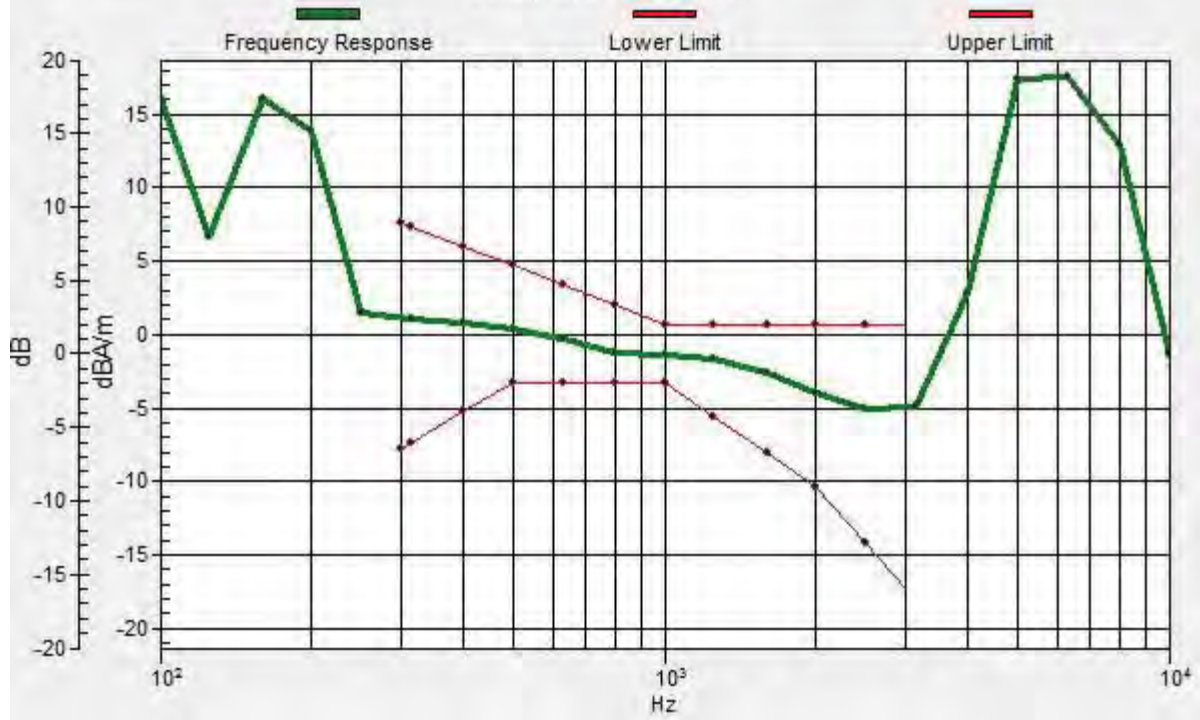
Location: 0, 4.2, 3.7 mm



0 dB = 1.000 A/m = 0.00 dBA/m

# General Scans/z (axial) wideband at best S/N/ABM Freq Resp(x,y,z,f)

Loc: 0, 4.2, 3.7 mm Diff: 2dB




### #34\_HAC\_T-Coil\_LTE Band 26\_15M\_QPSK\_1RB\_0offset\_NB AMR 12.2Kbps\_Ch26865\_Battery 2\_Transversal (Y)

Communication System: LTE; Frequency: 831.5 MHz; Duty Cycle: 1:1  
Medium: Air Medium parameters used:  $\sigma = 0$  S/m,  $\epsilon_r = 1$ ;  $\rho = 0$  kg/m<sup>3</sup>  
Ambient Temperature : 23.5 °C

#### DASY5 Configuration

- Probe: AM1DV3 - 3130; ; Calibrated: 2015/11/10
- Sensor-Surface: 0mm (Fix Surface)
- Electronics: DAE4 Sn1399; Calibrated: 2015/11/23
- Phantom: HAC Test Arch with AMCC; Type: SD HAC P01 BA;
- Measurement SW: DASY52, Version 52.8 (7); SEMCAD X Version 14.6.10 (7164)

**General Scans/y (transversal) 4.2mm 50 x 50/ABM SNR(x,y,z) (13x13x1):** Measurement grid: dx=10mm, dy=10mm  
ABM1/ABM2 = 33.82 dB  
ABM1 comp = -8.95 dBA/m  
Location: 0, 12.5, 3.7 mm



0 dB = 1.000 A/m = 0.00 dBA/m

### #35\_HAC\_T-Coil\_LTE Band 41\_20M\_QPSK\_1RB\_0offset\_NB AMR 12.2Kbps\_Ch40620\_Axial (Z)

Communication System: LTE TDD; Frequency: 2593 MHz; Duty Cycle: 1:1.59

Medium: Air Medium parameters used:  $\sigma = 0$  S/m,  $\epsilon_r = 1$ ;  $\rho = 0$  kg/m<sup>3</sup>

Ambient Temperature : 23.5 °C

#### DASY5 Configuration

- Probe: AM1DV3 - 3130; ; Calibrated: 2015/11/10
- Sensor-Surface: 0mm (Fix Surface)
- Electronics: DAE4 Sn1399; Calibrated: 2015/11/23
- Phantom: HAC Test Arch with AMCC; Type: SD HAC P01 BA;
- Measurement SW: DASY52, Version 52.8 (7); SEMCAD X Version 14.6.10 (7164)


#### General Scans/z (axial) 4.2mm 50 x 50/ABM SNR(x,y,z) (13x13x1): Measurement grid:

dx=10mm, dy=10mm

ABM1/ABM2 = 35.55 dB

ABM1 comp = -2.12 dBA/m

Location: 0, 4.2, 3.7 mm



0 dB = 1.000 A/m = 0.00 dBA/m

# General Scans/z (axial) wideband at best S/N/ABM Freq Resp(x,y,z,f)

Loc: 0, 4.2, 3.7 mm Diff: 2dB



### #35\_HAC\_T-Coil\_LTE Band 41\_20M\_QPSK\_1RB\_0offset\_NB AMR 12.2Kbps\_Ch40620\_Transversal (Y)

Communication System: LTE TDD; Frequency: 2593 MHz; Duty Cycle: 1:1.59

Medium: Air Medium parameters used:  $\sigma = 0$  S/m,  $\epsilon_r = 1$ ;  $\rho = 0$  kg/m<sup>3</sup>

Ambient Temperature : 23.5 °C

#### DASY5 Configuration

- Probe: AM1DV3 - 3130; ; Calibrated: 2015/11/10
- Sensor-Surface: 0mm (Fix Surface)
- Electronics: DAE4 Sn1399; Calibrated: 2015/11/23
- Phantom: HAC Test Arch with AMCC; Type: SD HAC P01 BA;
- Measurement SW: DASY52, Version 52.8 (7); SEMCAD X Version 14.6.10 (7164)

#### General Scans/y (transversal) 4.2mm 50 x 50/ABM SNR(x,y,z) (13x13x1): Measurement

grid: dx=10mm, dy=10mm

ABM1/ABM2 = 31.27 dB

ABM1 comp = -11.54 dBA/m

Location: 0, -12.5, 3.7 mm



0 dB = 1.000 A/m = 0.00 dBA/m

### #36\_HAC\_T-Coil\_LTE Band 41\_20M\_QPSK\_1RB\_0offset\_NB AMR 12.2Kbps\_Ch40620\_Battery 2\_Axial (Z)

Communication System: LTE TDD; Frequency: 2593 MHz; Duty Cycle: 1:1.59

Medium: Air Medium parameters used:  $\sigma = 0$  S/m,  $\epsilon_r = 1$ ;  $\rho = 0$  kg/m<sup>3</sup>

Ambient Temperature : 23.5 °C

#### DASY5 Configuration

- Probe: AM1DV3 - 3130; ; Calibrated: 2015/11/10
- Sensor-Surface: 0mm (Fix Surface)
- Electronics: DAE4 Sn1399; Calibrated: 2015/11/23
- Phantom: HAC Test Arch with AMCC; Type: SD HAC P01 BA;
- Measurement SW: DASY52, Version 52.8 (7); SEMCAD X Version 14.6.10 (7164)


#### General Scans/z (axial) 4.2mm 50 x 50/ABM SNR(x,y,z) (13x13x1): Measurement grid:

dx=10mm, dy=10mm

ABM1/ABM2 = 34.26 dB

ABM1 comp = -2.08 dBA/m

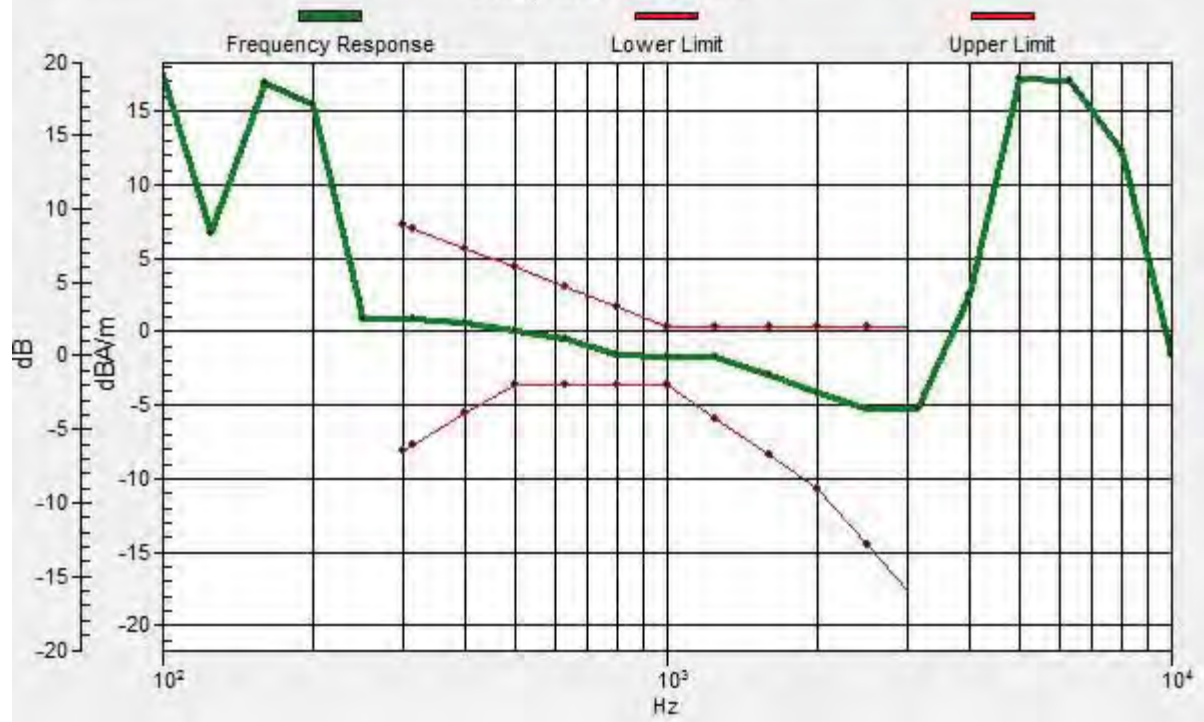
Location: 0, 4.2, 3.7 mm



0 dB = 1.000 A/m = 0.00 dBA/m

# General Scans/z (axial) wideband at best S/N/ABM Freq Resp(x,y,z,f)

Loc: 0, 4.2, 3.7 mm Diff: 2dB



### #36\_HAC\_T-Coil\_LTE Band 41\_20M\_QPSK\_1RB\_0offset\_NB AMR 12.2Kbps\_Ch40620\_Battery 2\_Transversal (Y)

Communication System: LTE TDD; Frequency: 2593 MHz; Duty Cycle: 1:1.59

Medium: Air Medium parameters used:  $\sigma = 0$  S/m,  $\epsilon_r = 1$ ;  $\rho = 0$  kg/m<sup>3</sup>

Ambient Temperature : 23.5 °C

#### DASY5 Configuration


- Probe: AM1DV3 - 3130; ; Calibrated: 2015/11/10
- Sensor-Surface: 0mm (Fix Surface)
- Electronics: DAE4 Sn1399; Calibrated: 2015/11/23
- Phantom: HAC Test Arch with AMCC; Type: SD HAC P01 BA;
- Measurement SW: DASY52, Version 52.8 (7); SEMCAD X Version 14.6.10 (7164)

**General Scans/y (transversal) 4.2mm 50 x 50/ABM SNR(x,y,z) (13x13x1):** Measurement grid: dx=10mm, dy=10mm

ABM1/ABM2 = 30.75 dB

ABM1 comp = -14.24 dBA/m

Location: -4.2, -12.5, 3.7 mm



0 dB = 1.000 A/m = 0.00 dBA/m