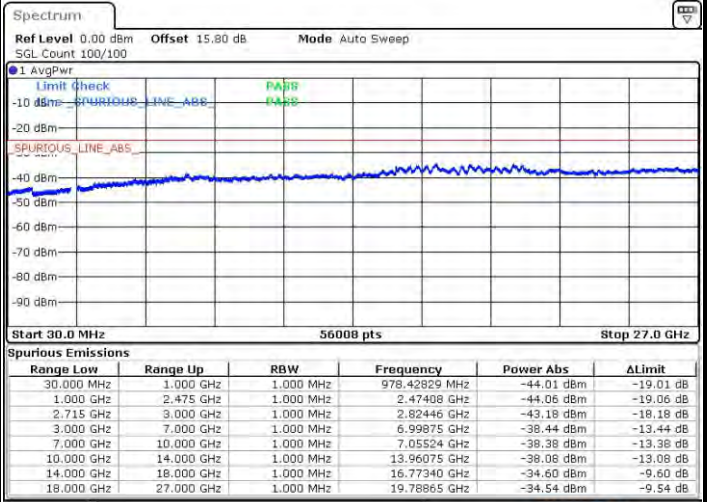
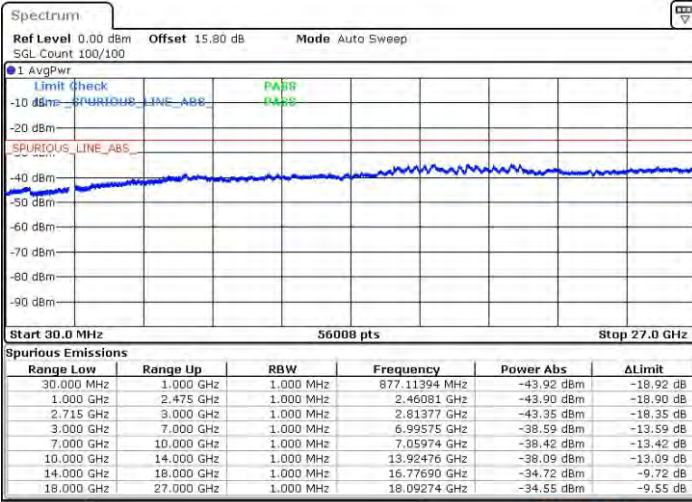




LTE Band 41 / 15MHz

Lowest Channel / QPSK

Lowest Channel / 16QAM

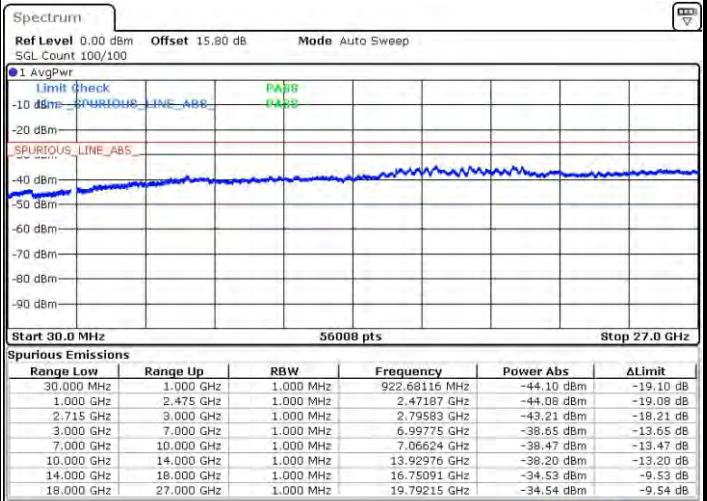
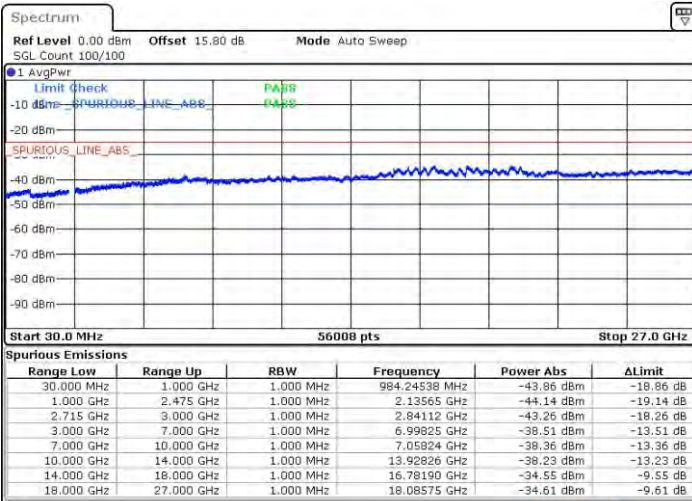


Date: 22 MAY 2016 14:41:32

Date: 22 MAY 2016 14:42:26

Middle Channel / QPSK

Middle Channel / 16QAM



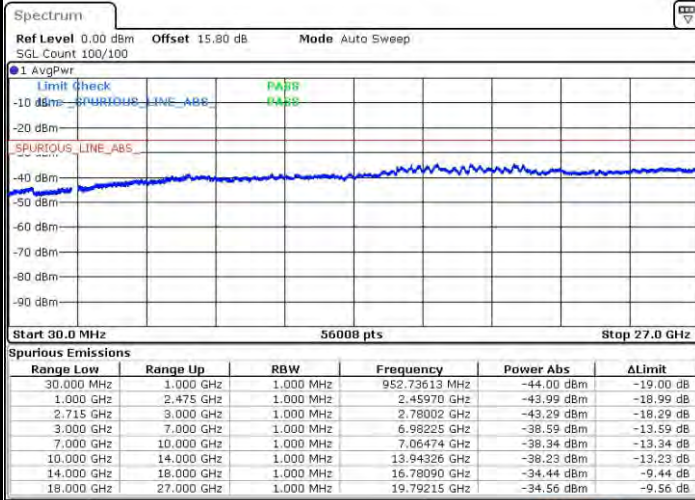
Date: 22 MAY 2016 14:43:21

Date: 22 MAY 2016 14:44:16



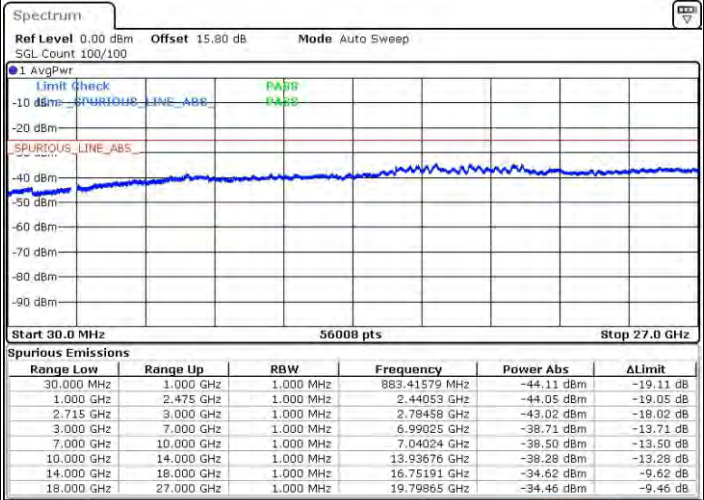
LTE Band 41 / 15MHz

Highest Channel / QPSK



Date: 22 MAY 2016 14:45:10

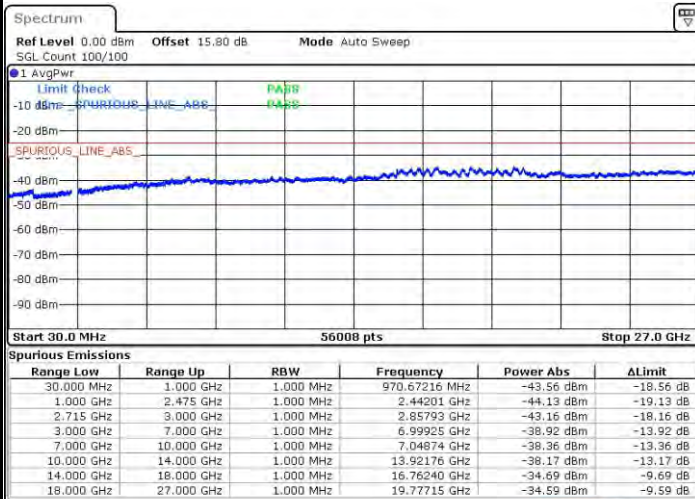
Highest Channel / 16QAM



Date: 22 MAY 2016 14:46:05

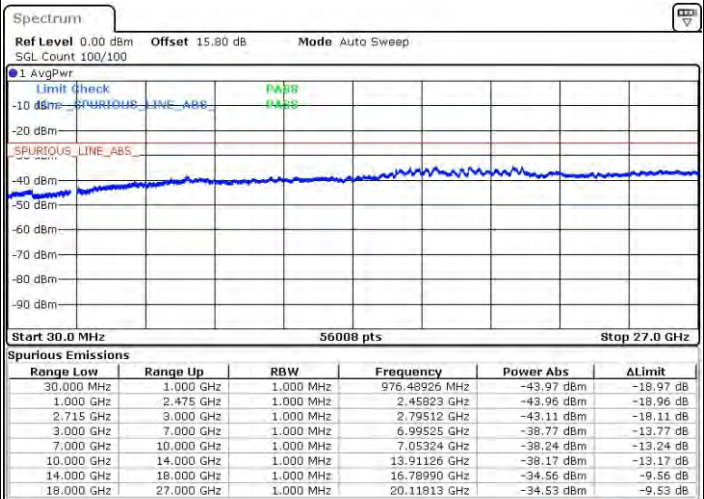
LTE Band 41 / 20MHz

Lowest Channel / QPSK



Date: 22 MAY 2016 14:47:00

Lowest Channel / 16QAM



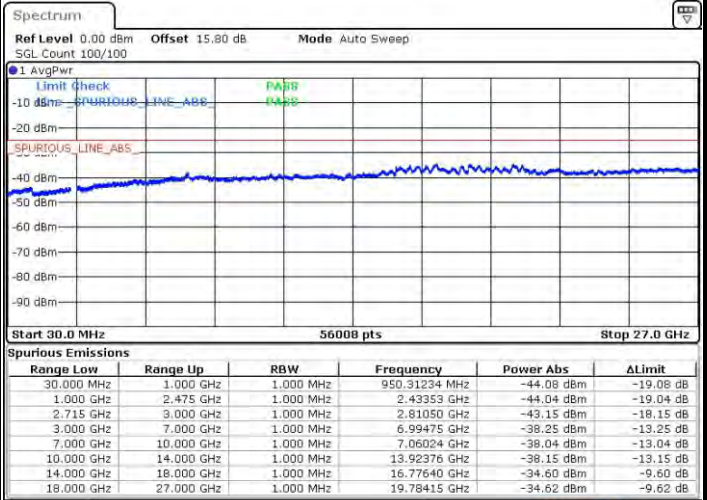
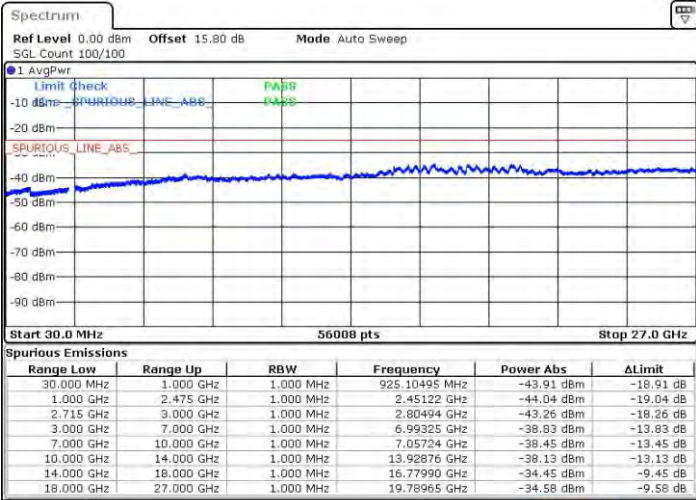
Date: 22 MAY 2016 14:47:54



LTE Band 41 / 20MHz

Middle Channel / QPSK

Middle Channel / 16QAM

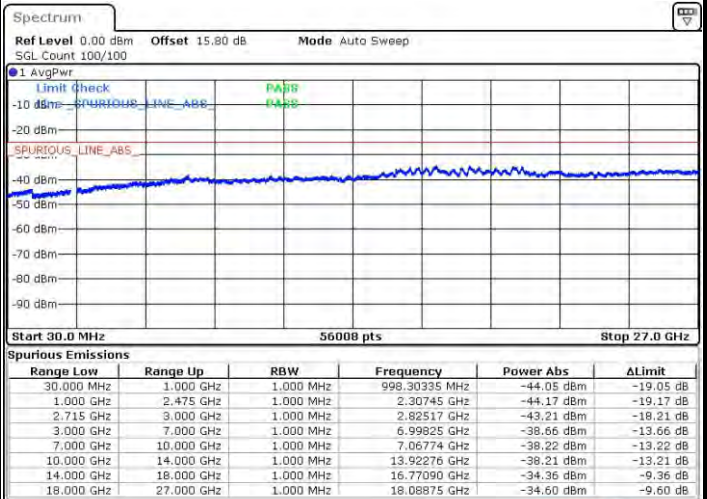
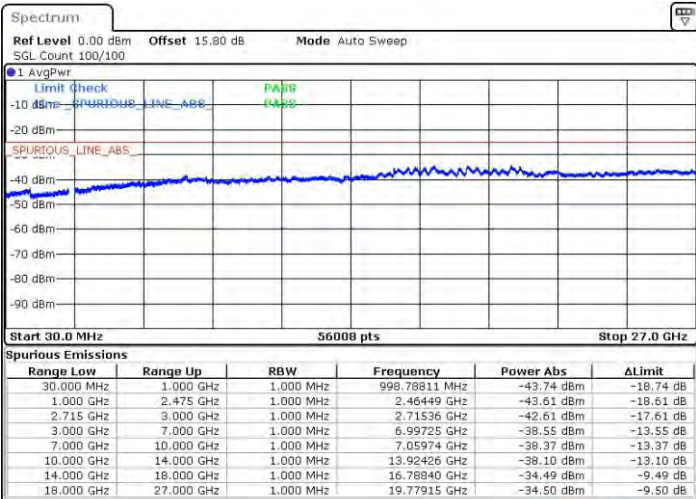


Date: 22 MAY 2016 14:48:49

Date: 22 MAY 2016 14:48:44

Highest Channel / QPSK

Highest Channel / 16QAM



Date: 22 MAY 2016 14:50:38

Date: 22 MAY 2016 14:51:33



Frequency Stability

Test Conditions		LTE Band 41 (QPSK) / Middle Channel	Limit
Temperature (°C)	Voltage (Volt)	BW 10MHz	Note 2.
		Deviation (ppm)	Result
50	Normal Voltage	0.0102	PASS
40	Normal Voltage	0.0003	
30	Normal Voltage	0.0093	
20(Ref.)	Normal Voltage	0.0000	
10	Normal Voltage	0.0008	
0	Normal Voltage	0.0103	
-10	Normal Voltage	0.0095	
-20	Normal Voltage	0.0006	
-30	Normal Voltage	0.0004	
20	Maximum Voltage	0.0101	
20	Normal Voltage	0.0000	
20	Battery End Point	0.0001	

Note:

1. Normal Voltage = 3.8V. ; Battery End Point (BEP) = 3.3 V. ; Maximum Voltage =4.4 V
2. Note: The frequency fundamental emissions stay within the authorized frequency block.



Appendix B. Test Results of Radiated Test

ERP/ERIP

LTE Band 2 / 1.4MHz (Average)							
Channel	Mode	RB		Horizontal		Vertical	
		Size	Offset	EIRP(dBm)	EIRP(W)	EIRP(dBm)	EIRP(W)
Lowest	QPSK	1	3	20.78	0.1197	22.90	0.1950
Middle		1	3	19.62	0.0916	21.86	0.1535
Highest		1	3	19.67	0.0927	22.27	0.1687
Lowest	16QAM	1	3	20.38	0.1091	22.74	0.1879
Middle		1	3	19.26	0.0843	21.74	0.1493
Highest		1	3	19.32	0.0855	22.05	0.1603
Limit	EIRP < 2W			Result		PASS	

LTE Band 2 / 3MHz (Average)							
Channel	Mode	RB		Horizontal		Vertical	
		Size	Offset	EIRP(dBm)	EIRP(W)	EIRP(dBm)	EIRP(W)
Lowest	QPSK	1	8	19.80	0.0955	22.67	0.1849
Middle		1	8	19.71	0.0935	22.00	0.1585
Highest		1	8	19.44	0.0879	22.06	0.1607
Lowest	16QAM	1	8	19.59	0.0910	22.30	0.1698
Middle		1	8	19.10	0.0813	21.41	0.1384
Highest		1	8	19.02	0.0798	21.63	0.1455
Limit	EIRP < 2W			Result		PASS	

LTE Band 2 / 5MHz (Average)							
Channel	Mode	RB		Horizontal		Vertical	
		Size	Offset	EIRP(dBm)	EIRP(W)	EIRP(dBm)	EIRP(W)
Lowest	QPSK	1	0	20.20	0.1047	22.77	0.1892
Middle		1	0	19.62	0.0916	21.90	0.1549
Highest		1	0	19.53	0.0897	21.86	0.1535
Lowest	16QAM	1	0	19.80	0.0955	22.27	0.1687
Middle		1	0	19.35	0.0861	21.30	0.1349
Highest		1	0	19.22	0.0836	21.42	0.1387
Limit	EIRP < 2W			Result		PASS	



LTE Band 2 / 10MHz (Average)							
Channel	Mode	RB		Horizontal		Vertical	
		Size	Offset	EIRP(dBm)	EIRP(W)	EIRP(dBm)	EIRP(W)
Lowest	QPSK	1	0	20.39	0.1094	22.50	0.1778
Middle		1	0	19.96	0.0991	22.06	0.1607
Highest		1	0	19.84	0.0964	22.03	0.1596
Lowest	16QAM	1	0	19.88	0.0973	22.34	0.1714
Middle		1	0	19.49	0.0889	21.58	0.1439
Highest		1	0	19.34	0.0859	21.49	0.1409
Limit	EIRP < 2W			Result		PASS	

LTE Band 2 / 15MHz (Average)							
Channel	Mode	RB		Horizontal		Vertical	
		Size	Offset	EIRP(dBm)	EIRP(W)	EIRP(dBm)	EIRP(W)
Lowest	QPSK	1	0	20.40	0.1096	22.82	0.1914
Middle		1	0	19.98	0.0995	22.16	0.1644
Highest		1	0	19.82	0.0959	21.98	0.1578
Lowest	16QAM	1	0	20.00	0.1000	22.47	0.1766
Middle		1	0	19.50	0.0891	21.74	0.1493
Highest		1	0	19.47	0.0885	21.66	0.1466
Limit	EIRP < 2W			Result		PASS	

LTE Band 2 / 20MHz (Average)							
Channel	Mode	RB		Horizontal		Vertical	
		Size	Offset	EIRP(dBm)	EIRP(W)	EIRP(dBm)	EIRP(W)
Lowest	QPSK	1	49	20.11	0.1026	22.35	0.1718
Middle		1	49	19.94	0.0986	22.06	0.1607
Highest		1	49	19.94	0.0986	21.96	0.1570
Lowest	16QAM	1	49	19.81	0.0957	22.05	0.1603
Middle		1	49	19.32	0.0855	21.44	0.1393
Highest		1	49	19.17	0.0826	21.38	0.1374
Limit	EIRP < 2W			Result		PASS	



LTE Band 25 / 1.4MHz (Average)							
Channel	Mode	RB		Horizontal		Vertical	
		Size	Offset	EIRP(dBm)	EIRP(W)	EIRP(dBm)	EIRP(W)
Lowest	QPSK	3	1	21.35	0.1365	23.96	0.2489
Middle		3	1	20.68	0.1169	23.15	0.2065
Highest		3	1	20.65	0.1161	23.10	0.2042
Lowest	16QAM	1	0	20.66	0.1164	22.99	0.1991
Middle		1	0	20.01	0.1002	22.07	0.1611
Highest		1	0	19.84	0.0964	22.24	0.1675
Limit	EIRP < 2W			Result		PASS	

LTE Band 25 / 3MHz (Average)							
Channel	Mode	RB		Horizontal		Vertical	
		Size	Offset	EIRP(dBm)	EIRP(W)	EIRP(dBm)	EIRP(W)
Lowest	QPSK	1	14	20.73	0.1183	23.62	0.2301
Middle		1	14	20.78	0.1197	22.92	0.1959
Highest		1	14	20.75	0.1189	23.21	0.2094
Lowest	16QAM	1	14	20.25	0.1059	22.77	0.1892
Middle		1	14	19.99	0.0998	22.14	0.1637
Highest		1	14	19.79	0.0953	22.26	0.1683
Limit	EIRP < 2W			Result		PASS	

LTE Band 25 / 5MHz (Average)							
Channel	Mode	RB		Horizontal		Vertical	
		Size	Offset	EIRP(dBm)	EIRP(W)	EIRP(dBm)	EIRP(W)
Lowest	QPSK	1	12	20.53	0.1130	23.25	0.2113
Middle		1	12	20.63	0.1156	22.55	0.1799
Highest		1	12	20.40	0.1096	22.73	0.1875
Lowest	16QAM	1	24	20.13	0.1030	22.56	0.1803
Middle		1	24	19.79	0.0953	21.95	0.1567
Highest		1	24	19.66	0.0925	22.16	0.1644
Limit	EIRP < 2W			Result		PASS	



LTE Band 25 / 10MHz (Average)							
Channel	Mode	RB		Horizontal		Vertical	
		Size	Offset	EIRP(dBm)	EIRP(W)	EIRP(dBm)	EIRP(W)
Lowest	QPSK	1	49	20.86	0.1219	23.31	0.2143
Middle		1	49	20.78	0.1197	22.84	0.1923
Highest		1	49	20.50	0.1122	22.93	0.1963
Lowest	16QAM	1	49	20.10	0.1023	22.55	0.1799
Middle		1	49	19.97	0.0993	22.00	0.1585
Highest		1	49	19.75	0.0944	22.19	0.1656
Limit	EIRP < 2W			Result		PASS	

LTE Band 25 / 15MHz (Average)							
Channel	Mode	RB		Horizontal		Vertical	
		Size	Offset	EIRP(dBm)	EIRP(W)	EIRP(dBm)	EIRP(W)
Lowest	QPSK	1	0	21.63	0.1455	23.97	0.2495
Middle		1	0	20.97	0.1250	23.17	0.2075
Highest		1	0	20.89	0.1227	23.06	0.2023
Lowest	16QAM	1	0	20.71	0.1178	23.07	0.2028
Middle		1	0	20.31	0.1074	22.48	0.1770
Highest		1	0	20.24	0.1057	22.39	0.1734
Limit	EIRP < 2W			Result		PASS	

LTE Band 25 / 20MHz (Average)							
Channel	Mode	RB		Horizontal		Vertical	
		Size	Offset	EIRP(dBm)	EIRP(W)	EIRP(dBm)	EIRP(W)
Lowest	QPSK	1	49	20.92	0.1236	23.36	0.2168
Middle		1	49	21.10	0.1288	23.16	0.2070
Highest		1	49	20.81	0.1205	23.09	0.2037
Lowest	16QAM	1	49	20.14	0.1033	22.46	0.1762
Middle		1	49	19.88	0.0973	21.93	0.1560
Highest		1	49	19.93	0.0984	22.21	0.1663
Limit	EIRP < 2W			Result		PASS	



LTE Band 4 / 1.4MHz (Average)							
Channel	Mode	RB		Horizontal		Vertical	
		Size	Offset	EIRP(dBm)	EIRP(W)	EIRP(dBm)	EIRP(W)
Lowest	QPSK	3	1	16.78	0.0476	22.32	0.1706
Middle		3	1	17.10	0.0513	22.99	0.1991
Highest		3	1	17.07	0.0509	23.55	0.2265
Lowest	16QAM	1	3	16.13	0.0410	22.18	0.1652
Middle		1	3	16.52	0.0449	22.78	0.1897
Highest		1	3	16.54	0.0451	23.11	0.2046
Limit	EIRP < 1W			Result		PASS	

LTE Band 4 / 3MHz (Average)							
Channel	Mode	RB		Horizontal		Vertical	
		Size	Offset	EIRP(dBm)	EIRP(W)	EIRP(dBm)	EIRP(W)
Lowest	QPSK	1	0	16.38	0.0435	22.43	0.1750
Middle		1	0	16.88	0.0488	23.23	0.2104
Highest		1	0	16.81	0.0480	23.18	0.2080
Lowest	16QAM	1	0	16.01	0.0399	22.27	0.1687
Middle		1	0	16.47	0.0444	22.88	0.1941
Highest		1	0	16.39	0.0436	23.04	0.2014
Limit	EIRP < 1W			Result		PASS	

LTE Band 4 / 5MHz (Average)							
Channel	Mode	RB		Horizontal		Vertical	
		Size	Offset	EIRP(dBm)	EIRP(W)	EIRP(dBm)	EIRP(W)
Lowest	QPSK	1	0	16.38	0.0435	22.54	0.1795
Middle		1	0	16.58	0.0455	22.98	0.1986
Highest		1	0	16.68	0.0466	23.31	0.2143
Lowest	16QAM	1	0	16.00	0.0398	22.22	0.1667
Middle		1	0	16.42	0.0439	22.85	0.1928
Highest		1	0	16.38	0.0435	23.17	0.2075
Limit	EIRP < 1W			Result		PASS	



LTE Band 4 / 10MHz (Average)							
Channel	Mode	RB		Horizontal		Vertical	
		Size	Offset	EIRP(dBm)	EIRP(W)	EIRP(dBm)	EIRP(W)
Lowest	QPSK	1	0	16.35	0.0432	22.81	0.1910
Middle		1	0	16.86	0.0485	23.11	0.2046
Highest		1	0	16.68	0.0466	23.57	0.2275
Lowest	16QAM	1	0	16.01	0.0399	22.34	0.1714
Middle		1	0	16.56	0.0453	22.91	0.1954
Highest		1	0	16.24	0.0421	23.13	0.2056
Limit	EIRP < 1W			Result		PASS	

LTE Band 4 / 15MHz (Average)							
Channel	Mode	RB		Horizontal		Vertical	
		Size	Offset	EIRP(dBm)	EIRP(W)	EIRP(dBm)	EIRP(W)
Lowest	QPSK	1	0	16.40	0.0437	22.65	0.1841
Middle		1	0	16.61	0.0458	23.00	0.1995
Highest		1	0	16.57	0.0454	23.54	0.2259
Lowest	16QAM	1	0	16.19	0.0416	22.45	0.1758
Middle		1	0	16.56	0.0453	22.97	0.1982
Highest		1	0	16.73	0.0471	23.64	0.2312
Limit	EIRP < 1W			Result		PASS	

LTE Band 4 / 20MHz (Average)							
Channel	Mode	RB		Horizontal		Vertical	
		Size	Offset	EIRP(dBm)	EIRP(W)	EIRP(dBm)	EIRP(W)
Lowest	QPSK	1	0	16.44	0.0441	22.80	0.1905
Middle		1	0	16.68	0.0466	23.28	0.2128
Highest		1	0	16.68	0.0466	23.33	0.2153
Lowest	16QAM	1	49	15.91	0.0390	22.62	0.1828
Middle		1	49	16.24	0.0421	22.81	0.1910
Highest		1	49	16.49	0.0446	23.37	0.2173
Limit	EIRP < 1W			Result		PASS	



LTE Band 5 / 1.4MHz (Average)							
Channel	Mode	RB		Horizontal		Vertical	
		Size	Offset	ERP(dBm)	ERP(W)	ERP(dBm)	ERP(W)
Lowest	QPSK	1	3	3.17	0.0021	21.11	0.1291
Middle		1	3	3.55	0.0023	20.57	0.1140
Highest		1	3	3.78	0.0024	20.28	0.1067
Lowest	16QAM	1	0	2.24	0.0017	19.97	0.0993
Middle		1	0	2.51	0.0018	19.17	0.0826
Highest		1	0	2.81	0.0019	19.31	0.0853
Limit	ERP < 7W			Result		PASS	

LTE Band 5 / 3MHz (Average)							
Channel	Mode	RB		Horizontal		Vertical	
		Size	Offset	ERP(dBm)	ERP(W)	ERP(dBm)	ERP(W)
Lowest	QPSK	1	0	-0.62	0.0009	21.24	0.1330
Middle		1	0	-0.62	0.0009	20.60	0.1148
Highest		1	0	0.86	0.0012	20.07	0.1016
Lowest	16QAM	1	0	-1.56	0.0007	20.05	0.1012
Middle		1	0	-1.47	0.0007	19.60	0.0912
Highest		1	0	-0.20	0.0010	19.08	0.0809
Limit	ERP < 7W			Result		PASS	

LTE Band 5 / 5MHz (Average)							
Channel	Mode	RB		Horizontal		Vertical	
		Size	Offset	ERP(dBm)	ERP(W)	ERP(dBm)	ERP(W)
Lowest	QPSK	1	12	-0.90	0.0008	20.97	0.1250
Middle		1	12	-0.44	0.0009	20.46	0.1112
Highest		1	12	0.72	0.0012	19.96	0.0991
Lowest	16QAM	1	0	-1.87	0.0007	19.88	0.0973
Middle		1	0	-1.87	0.0007	19.40	0.0871
Highest		1	0	-0.85	0.0008	19.00	0.0794
Limit	ERP < 7W			Result		PASS	

LTE Band 5 / 10MHz (Average)							
Channel	Mode	RB		Horizontal		Vertical	
		Size	Offset	ERP(dBm)	ERP(W)	ERP(dBm)	ERP(W)
Lowest	QPSK	1	25	-0.81	0.0008	20.86	0.1219
Middle		1	25	-0.43	0.0009	20.50	0.1122
Highest		1	25	0.34	0.0011	20.16	0.1038
Lowest	16QAM	1	0	-1.72	0.0007	19.98	0.0995
Middle		1	0	-1.71	0.0007	19.73	0.0940
Highest		1	0	-0.97	0.0008	20.02	0.1005
Limit	ERP < 7W			Result		PASS	



LTE Band 7 / 5MHz (Average)							
Channel	Mode	RB		Horizontal		Vertical	
		Size	Offset	EIRP(dBm)	EIRP(W)	EIRP(dBm)	EIRP(W)
Lowest	QPSK	1	12	21.94	0.1563	22.66	0.1845
Middle		1	12	22.40	0.1738	23.45	0.2213
Highest		1	12	21.79	0.1510	23.25	0.2113
Lowest	16QAM	1	0	19.96	0.0991	22.28	0.1690
Middle		1	0	19.83	0.0962	22.97	0.1982
Highest		1	0	19.71	0.0935	23.16	0.2070
Limit	EIRP < 2W			Result		PASS	

LTE Band 7 / 10MHz (Average)							
Channel	Mode	RB		Horizontal		Vertical	
		Size	Offset	EIRP(dBm)	EIRP(W)	EIRP(dBm)	EIRP(W)
Lowest	QPSK	1	0	20.46	0.1112	22.98	0.1986
Middle		1	0	20.38	0.1091	23.52	0.2249
Highest		1	0	20.06	0.1014	23.77	0.2382
Lowest	16QAM	1	0	20.12	0.1028	22.47	0.1766
Middle		1	0	19.87	0.0971	22.97	0.1982
Highest		1	0	19.87	0.0971	23.45	0.2213
Limit	EIRP < 2W			Result		PASS	

LTE Band 7 / 15MHz (Average)							
Channel	Mode	RB		Horizontal		Vertical	
		Size	Offset	EIRP(dBm)	EIRP(W)	EIRP(dBm)	EIRP(W)
Lowest	QPSK	1	0	21.48	0.1406	23.00	0.1995
Middle		1	0	19.25	0.0841	22.94	0.1968
Highest		1	0	19.34	0.0859	23.31	0.2143
Lowest	16QAM	1	0	21.78	0.1507	22.64	0.1837
Middle		1	0	19.40	0.0871	22.98	0.1986
Highest		1	0	19.38	0.0867	23.31	0.2143
Limit	EIRP < 2W			Result		PASS	

LTE Band 7 / 20MHz (Average)							
Channel	Mode	RB		Horizontal		Vertical	
		Size	Offset	EIRP(dBm)	EIRP(W)	EIRP(dBm)	EIRP(W)
Lowest	QPSK	1	49	19.30	0.0851	22.53	0.1791
Middle		1	49	19.10	0.0813	22.73	0.1875
Highest		1	49	18.80	0.0759	22.71	0.1866
Lowest	16QAM	1	0	19.53	0.0897	22.41	0.1742
Middle		1	0	19.52	0.0895	22.76	0.1888
Highest		1	0	19.65	0.0923	23.36	0.2168
Limit	EIRP < 2W			Result		PASS	



LTE Band 12 / 1.4MHz (Average)							
Channel	Mode	RB		Horizontal		Vertical	
		Size	Offset	ERP(dBm)	ERP(W)	ERP(dBm)	ERP(W)
Lowest	QPSK	3	1	-4.60	0.0003	19.67	0.0927
Middle		3	1	-4.16	0.0004	19.90	0.0977
Highest		3	1	-3.68	0.0004	20.21	0.1050
Lowest	16QAM	1	5	-5.90	0.0003	18.06	0.0640
Middle		1	5	-5.72	0.0003	18.20	0.0661
Highest		1	5	-5.24	0.0003	18.61	0.0726
Limit	ERP < 3W			Result		PASS	

LTE Band 12 / 3MHz (Average)							
Channel	Mode	RB		Horizontal		Vertical	
		Size	Offset	ERP(dBm)	ERP(W)	ERP(dBm)	ERP(W)
Lowest	QPSK	1	14	-4.54	0.0004	19.50	0.0891
Middle		1	14	-4.33	0.0004	19.76	0.0946
Highest		1	14	-3.82	0.0004	20.08	0.1019
Lowest	16QAM	1	0	-5.71	0.0003	18.24	0.0667
Middle		1	0	-5.64	0.0003	18.20	0.0661
Highest		1	0	-5.29	0.0003	18.54	0.0714
Limit	ERP < 3W			Result		PASS	

LTE Band 12 / 5MHz (Average)							
Channel	Mode	RB		Horizontal		Vertical	
		Size	Offset	ERP(dBm)	ERP(W)	ERP(dBm)	ERP(W)
Lowest	QPSK	1	0	-4.15	0.0004	19.86	0.0968
Middle		1	0	-4.14	0.0004	19.66	0.0925
Highest		1	0	-4.10	0.0004	20.01	0.1002
Lowest	16QAM	1	24	-5.90	0.0003	18.00	0.0631
Middle		1	24	-5.84	0.0003	18.17	0.0656
Highest		1	24	-5.55	0.0003	18.35	0.0684
Limit	ERP < 3W			Result		PASS	

LTE Band 12 / 10MHz (Average)							
Channel	Mode	RB		Horizontal		Vertical	
		Size	Offset	ERP(dBm)	ERP(W)	ERP(dBm)	ERP(W)
Lowest	QPSK	1	49	-4.39	0.0004	19.64	0.0920
Middle		1	49	-4.51	0.0004	19.69	0.0931
Highest		1	49	-4.04	0.0004	19.94	0.0986
Lowest	16QAM	1	0	-5.62	0.0003	18.42	0.0695
Middle		1	0	-5.61	0.0003	18.30	0.0676
Highest		1	0	-5.34	0.0003	18.51	0.0710
Limit	ERP < 3W			Result		PASS	



LTE Band 13 / 5MHz (Average)							
Channel	Mode	RB		Horizontal		Vertical	
		Size	Offset	ERP(dBm)	ERP(W)	ERP(dBm)	ERP(W)
Lowest	QPSK	1	0	-0.33	0.0009	19.83	0.0962
Middle		1	0	-0.10	0.0010	19.95	0.0989
Highest		1	0	0.43	0.0011	20.16	0.1038
Lowest	16QAM	1	0	-1.08	0.0008	19.16	0.0824
Middle		1	0	-0.68	0.0009	19.28	0.0847
Highest		1	0	-0.30	0.0009	19.36	0.0863
Limit	ERP < 3W			Result		PASS	

LTE Band 13 / 10MHz (Average)							
Channel	Mode	RB		Horizontal		Vertical	
		Size	Offset	ERP(dBm)	ERP(W)	ERP(dBm)	ERP(W)
Lowest	QPSK	-	-	-	-	-	-
Middle		1	0	-0.32	0.0009	19.79	0.0953
Highest		-	-	-	-	-	-
Lowest	16QAM	-	-	-	-	-	-
Middle		1	0	-1.03	0.0008	19.07	0.0807
Highest		-	-	-	-	-	-
Limit	ERP < 3W			Result		PASS	



LTE Band 17 / 5MHz (Average)							
Channel	Mode	RB		Horizontal		Vertical	
		Size	Offset	ERP(dBm)	ERP(W)	ERP(dBm)	ERP(W)
Lowest	QPSK	1	12	-4.57	0.0003	19.40	0.0871
Middle		1	12	-4.41	0.0004	19.59	0.0910
Highest		1	12	-4.36	0.0004	19.64	0.0920
Lowest	16QAM	1	0	-5.65	0.0003	18.27	0.0671
Middle		1	0	-5.49	0.0003	18.37	0.0687
Highest		1	0	-5.53	0.0003	18.58	0.0721
Limit	ERP < 3W			Result		PASS	

LTE Band 17 / 10MHz (Average)							
Channel	Mode	RB		Horizontal		Vertical	
		Size	Offset	ERP(dBm)	ERP(W)	ERP(dBm)	ERP(W)
Lowest	QPSK	1	0	-4.19	0.0004	19.71	0.0935
Middle		1	0	-4.11	0.0004	19.86	0.0968
Highest		1	0	-4.25	0.0004	19.91	0.0979
Lowest	16QAM	1	0	-5.31	0.0003	18.51	0.0710
Middle		1	0	-5.30	0.0003	18.53	0.0713
Highest		1	0	-5.38	0.0003	18.50	0.0708
Limit	ERP < 3W			Result		PASS	



LTE Band 41 / 5MHz (Average)							
Channel	Mode	RB		Horizontal		Vertical	
		Size	Offset	EIRP(dBm)	EIRP(W)	EIRP(dBm)	EIRP(W)
Lowest	QPSK	1	12	23.07	0.2028	23.66	0.2323
Middle		1	12	20.78	0.1197	24.58	0.2871
Highest		1	12	20.82	0.1208	25.48	0.3532
Lowest	16QAM	1	0	21.29	0.1346	22.94	0.1968
Middle		1	0	19.59	0.0910	23.12	0.2051
Highest		1	0	19.24	0.0839	23.96	0.2489
Limit	EIRP < 2W			Result		PASS	

LTE Band 41 / 10MHz (Average)							
Channel	Mode	RB		Horizontal		Vertical	
		Size	Offset	EIRP(dBm)	EIRP(W)	EIRP(dBm)	EIRP(W)
Lowest	QPSK	1	25	22.75	0.1884	23.34	0.2158
Middle		1	25	20.60	0.1148	24.19	0.2624
Highest		1	25	19.97	0.0993	24.89	0.3083
Lowest	16QAM	1	0	22.51	0.1782	23.00	0.1995
Middle		1	0	20.55	0.1135	23.33	0.2153
Highest		1	0	19.31	0.0853	24.06	0.2547
Limit	EIRP < 2W			Result		PASS	

LTE Band 41 / 15MHz (Average)							
Channel	Mode	RB		Horizontal		Vertical	
		Size	Offset	EIRP(dBm)	EIRP(W)	EIRP(dBm)	EIRP(W)
Lowest	QPSK	1	0	23.20	0.2089	23.89	0.2449
Middle		1	0	21.40	0.1380	24.49	0.2812
Highest		1	0	20.33	0.1079	25.18	0.3296
Lowest	16QAM	1	0	22.45	0.1758	23.10	0.2042
Middle		1	0	20.82	0.1208	23.52	0.2249
Highest		1	0	19.35	0.0861	24.18	0.2618
Limit	EIRP < 2W			Result		PASS	

LTE Band 41 / 20MHz (Average)							
Channel	Mode	RB		Horizontal		Vertical	
		Size	Offset	EIRP(dBm)	EIRP(W)	EIRP(dBm)	EIRP(W)
Lowest	QPSK	1	0	23.37	0.2173	24.08	0.2559
Middle		1	0	21.59	0.1442	24.42	0.2767
Highest		1	0	20.65	0.1161	25.34	0.3420
Lowest	16QAM	1	0	22.56	0.1803	23.14	0.2061
Middle		1	0	21.05	0.1274	23.46	0.2218
Highest		1	0	19.75	0.0944	24.40	0.2754
Limit	EIRP < 2W			Result		PASS	



LTE Band 26 / 1.4MHz (Average)							
Channel	Mode	RB		Horizontal		Vertical	
		Size	Offset	ERP(dBm)	ERP(W)	ERP(dBm)	ERP(W)
Lowest	QPSK	3	1	1.95	0.0016	21.14	0.1300
Middle		3	1	1.71	0.0015	20.45	0.1109
Highest		3	1	2.22	0.0017	20.14	0.1033
Lowest	16QAM	1	0	0.48	0.0011	19.65	0.0923
Middle		1	0	0.35	0.0011	19.10	0.0813
Highest		1	0	0.62	0.0012	18.58	0.0721
Limit	ERP < 7W			Result		PASS	

LTE Band 26 / 3MHz (Average)							
Channel	Mode	RB		Horizontal		Vertical	
		Size	Offset	ERP(dBm)	ERP(W)	ERP(dBm)	ERP(W)
Lowest	QPSK	1	8	-0.64	0.0009	20.68	0.1169
Middle		1	8	-1.18	0.0008	20.32	0.1076
Highest		1	8	-1.26	0.0007	20.35	0.1084
Lowest	16QAM	1	0	-1.71	0.0007	19.42	0.0875
Middle		1	0	-2.59	0.0006	19.17	0.0826
Highest		1	0	-2.19	0.0006	18.89	0.0774
Limit	ERP < 7W			Result		PASS	

LTE Band 26 / 5MHz (Average)							
Channel	Mode	RB		Horizontal		Vertical	
		Size	Offset	ERP(dBm)	ERP(W)	ERP(dBm)	ERP(W)
Lowest	QPSK	1	0	-0.42	0.0009	20.89	0.1227
Middle		1	0	-1.27	0.0007	20.37	0.1089
Highest		1	0	-1.15	0.0008	20.08	0.1019
Lowest	16QAM	1	0	-1.89	0.0006	19.44	0.0879
Middle		1	0	-2.66	0.0005	18.97	0.0789
Highest		1	0	-2.61	0.0005	18.69	0.0740
Limit	ERP < 7W			Result		PASS	



LTE Band 26 / 10MHz (Average)							
Channel	Mode	RB		Horizontal		Vertical	
		Size	Offset	ERP(dBm)	ERP(W)	ERP(dBm)	ERP(W)
Lowest	QPSK	1	25	-1.29	0.0007	20.70	0.1175
Middle		1	25	-1.44	0.0007	20.43	0.1104
Highest		1	25	-1.31	0.0007	20.21	0.1050
Lowest	16QAM	1	0	-1.89	0.0006	19.54	0.0899
Middle		1	0	-2.49	0.0006	19.18	0.0828
Highest		1	0	-2.24	0.0006	19.23	0.0838
Limit	ERP < 7W			Result		PASS	

LTE Band 26 / 15MHz (Average)							
Channel	Mode	RB		Horizontal		Vertical	
		Size	Offset	ERP(dBm)	ERP(W)	ERP(dBm)	ERP(W)
Lowest	QPSK	1	0	-0.61	0.0009	21.07	0.1279
Middle		1	0	-0.99	0.0008	20.65	0.1161
Highest		1	0	-1.45	0.0007	20.45	0.1109
Lowest	16QAM	1	0	-1.85	0.0007	19.60	0.0912
Middle		1	0	-2.35	0.0006	19.37	0.0865
Highest		1	0	-2.52	0.0006	19.24	0.0839
Limit	ERP < 7W			Result		PASS	



Radiated Spurious Emission

LTE Band 2

LTE Band 2 / 1.4MHz / QPSK									
Channel	Frequency (MHz)	EIRP (dBm)	Limit (dBm)	Over Limit (dB)	SPA Reading (dBm)	S.G. Power (dBm)	TX Cable loss (dB)	TX Antenna Gain (dBi)	Polarization (H/V)
Lowest	3700	-54.25	-13	-41.25	-72.92	-60.82	1.67	8.24	H
	5548	-42.78	-13	-29.78	-68.28	-49.85	2.65	9.72	H
	7403	-42.83	-13	-29.83	-76.26	-51.98	2.46	11.61	H
	9251	-41.16	-13	-28.16	-78.12	-51.22	2.54	12.60	H
									H
									H
	3700	-54.19	-13	-41.19	-72.84	-60.76	1.67	8.24	V
	5548	-49.33	-13	-36.33	-74.82	-56.4	2.65	9.72	V
	7403	-47.70	-13	-34.70	-81.12	-56.85	2.46	11.61	V
	9251	-43.41	-13	-30.41	-80.39	-53.47	2.54	12.60	V
								V	
								V	
Middle	3763	-52.32	-13	-39.32	-71.06	-58.95	1.69	8.32	H
	5639	-43.45	-13	-30.45	-69.26	-50.5	2.71	9.76	H
	7522	-42.58	-13	-29.58	-76.31	-51.97	2.42	11.81	H
	9398	-44.23	-13	-31.23	-81.95	-54.2	2.57	12.54	H
									H
									H
	3763	-55.38	-13	-42.38	-74.12	-62.01	1.69	8.32	V
	5639	-48.30	-13	-35.30	-74.1	-55.35	2.71	9.76	V
	7522	-46.40	-13	-33.40	-80.11	-55.79	2.42	11.81	V
	9398	-45.48	-13	-32.48	-83.18	-55.45	2.57	12.54	V
								V	
								V	



Highest	3819	-48.49	-13	-35.49	-67.32	-55.17	1.70	8.38	H
	5730	-43.99	-13	-30.99	-70.14	-51.02	2.76	9.79	H
	7634	-41.73	-13	-28.73	-75.64	-51.22	2.39	11.88	H
	9545	-44.22	-13	-31.22	-82.54	-54.09	2.60	12.47	H
									H
									H
									H
	3819	-53.47	-13	-40.47	-72.29	-60.15	1.70	8.38	V
	5730	-46.90	-13	-33.90	-73.03	-53.93	2.76	9.79	V
	7634	-46.26	-13	-33.26	-80.14	-55.75	2.39	11.88	V
	9545	-45.24	-13	-32.24	-83.56	-55.11	2.60	12.47	V
									V
									V
									V

Remark: Spurious emissions within 30-1000MHz were found more than 20dB below limit line.



LTE Band 2 / 3MHz / QPSK									
Channel	Frequency (MHz)	EIRP (dBm)	Limit (dBm)	Over Limit (dB)	SPA Reading (dBm)	S.G. Power (dBm)	TX Cable loss (dB)	TX Antenna Gain (dBi)	Polarization (H/V)
Lowest	3700	-54.32	-13	-41.32	-72.97	-60.89	1.67	8.24	H
	5548	-43.95	-13	-30.95	-69.47	-51.02	2.65	9.72	H
	7403	-42.73	-13	-29.73	-76.15	-51.88	2.46	11.61	H
	9251	-41.08	-13	-28.08	-78.05	-51.14	2.54	12.60	H
									H
									H
									H
	3700	-55.63	-13	-42.63	-74.27	-62.2	1.67	8.24	V
	5548	-50.67	-13	-37.67	-76.17	-57.74	2.65	9.72	V
	7403	-48.54	-13	-35.54	-81.98	-57.69	2.46	11.61	V
	9251	-44.54	-13	-31.54	-81.5	-54.6	2.54	12.60	V
									V
									V
									V
Middle	3756	-53.58	-13	-40.58	-72.29	-60.2	1.68	8.31	H
	5639	-43.87	-13	-30.87	-69.68	-50.92	2.71	9.76	H
	7515	-42.26	-13	-29.26	-75.96	-51.64	2.42	11.81	H
	9391	-43.92	-13	-30.92	-81.63	-53.9	2.57	12.54	H
									H
									H
									H
	3756	-55.97	-13	-42.97	-74.71	-62.59	1.68	8.31	V
	5639	-47.90	-13	-34.90	-73.7	-54.95	2.71	9.76	V
	7515	-47.85	-13	-34.85	-81.54	-57.23	2.42	11.81	V
	9391	-45.12	-13	-32.12	-82.83	-55.1	2.57	12.54	V
									V
									V
									V



Highest	3812	-48.46	-13	-35.46	-67.25	-55.13	1.70	8.37	H
	5723	-44.64	-13	-31.64	-70.79	-51.68	2.75	9.79	H
	7627	-42.55	-13	-29.55	-76.45	-52.04	2.39	11.88	H
	9538	-44.52	-13	-31.52	-82.8	-54.4	2.60	12.48	H
									H
									H
									H
	3812	-52.83	-13	-39.83	-71.62	-59.5	1.70	8.37	V
	5723	-47.85	-13	-34.85	-73.98	-54.89	2.75	9.79	V
	7627	-47.56	-13	-34.56	-81.45	-57.05	2.39	11.88	V
	9538	-45.54	-13	-32.54	-83.83	-55.42	2.60	12.48	V
									V
									V
									V

Remark: Spurious emissions within 30-1000MHz were found more than 20dB below limit line.



LTE Band 2 / 5MHz / QPSK									
Channel	Frequency (MHz)	EIRP (dBm)	Limit (dBm)	Over Limit (dB)	SPA Reading (dBm)	S.G. Power (dBm)	TX Cable loss (dB)	TX Antenna Gain (dBi)	Polarization (H/V)
Lowest	3700	-53.75	-13	-40.75	-72.37	-60.32	1.67	8.24	H
	5548	-45.13	-13	-32.13	-70.61	-52.2	2.65	9.72	H
	7403	-42.54	-13	-29.54	-75.96	-51.69	2.46	11.61	H
	9251	-40.80	-13	-27.80	-77.76	-50.86	2.54	12.60	H
									H
									H
									H
	3700	-54.56	-13	-41.56	-73.21	-61.13	1.67	8.24	V
	5548	-50.13	-13	-37.13	-75.61	-57.2	2.65	9.72	V
	7403	-48.00	-13	-35.00	-81.4	-57.15	2.46	11.61	V
	9251	-43.21	-13	-30.21	-80.16	-53.27	2.54	12.60	V
									V
									V
									V
Middle	3756	-53.78	-13	-40.78	-72.51	-60.4	1.68	8.31	H
	5632	-43.50	-13	-30.50	-69.23	-50.55	2.70	9.75	H
	7515	-43.92	-13	-30.92	-77.6	-53.3	2.42	11.81	H
	9391	-44.52	-13	-31.52	-81.23	-54.5	2.57	12.54	H
									H
									H
									H
	3756	-54.68	-13	-41.68	-73.41	-61.3	1.68	8.31	V
	5632	-49.11	-13	-36.11	-74.85	-56.16	2.70	9.75	V
	7515	-47.36	-13	-34.36	-81.06	-56.74	2.42	11.81	V
	9391	-45.52	-13	-32.52	-83.22	-55.5	2.57	12.54	V
									V
									V
									V



Highest	3812	-50.43	-13	-37.43	-69.23	-57.1	1.70	8.37	H
	5716	-42.96	-13	-29.96	-69.03	-50	2.75	9.79	H
	7620	-44.22	-13	-31.22	-78.07	-53.7	2.39	11.87	H
	9531	-45.46	-13	-32.46	-83.74	-55.35	2.60	12.48	H
									H
									H
									H
	3812	-54.29	-13	-41.29	-73.1	-60.96	1.70	8.37	V
	5716	-46.37	-13	-33.37	-72.45	-53.41	2.75	9.79	V
	7620	-48.44	-13	-35.44	-82.28	-57.92	2.39	11.87	V
	9531	-45.56	-13	-32.56	-83.87	-55.45	2.60	12.48	V
									V
									V
									V

Remark: Spurious emissions within 30-1000MHz were found more than 20dB below limit line.



LTE Band 2 / 10MHz / QPSK									
Channel	Frequency (MHz)	EIRP (dBm)	Limit (dBm)	Over Limit (dB)	SPA Reading (dBm)	S.G. Power (dBm)	TX Cable loss (dB)	TX Antenna Gain (dBi)	Polarization (H/V)
Lowest	3700	-53.98	-13	-40.98	-72.63	-60.55	1.67	8.24	H
	5555	-42.84	-13	-29.84	-68.34	-49.91	2.66	9.72	H
	7403	-42.68	-13	-29.68	-76.1	-51.83	2.46	11.61	H
	9251	-40.26	-13	-27.26	-77.21	-50.32	2.54	12.60	H
									H
									H
									H
	3700	-54.26	-13	-41.26	-72.9	-60.83	1.67	8.24	V
	5555	-49.20	-13	-36.20	-74.71	-56.27	2.66	9.72	V
	7403	-47.14	-13	-34.14	-80.55	-56.29	2.46	11.61	V
	9251	-42.74	-13	-29.74	-79.69	-52.8	2.54	12.60	V
									V
									V
									V
Middle	3749	-54.84	-13	-41.84	-72.56	-61.46	1.68	8.30	H
	5625	-41.95	-13	-28.95	-67.71	-49	2.70	9.75	H
	7501	-42.77	-13	-29.77	-76.43	-52.14	2.43	11.80	H
	9377	-41.97	-13	-28.97	-79.59	-51.96	2.56	12.55	H
									H
									H
									H
	3749	-55.08	-13	-42.08	-73.81	-61.7	1.68	8.30	V
	5625	-47.17	-13	-34.17	-72.95	-54.22	2.70	9.75	V
	7501	-47.76	-13	-34.76	-81.43	-57.13	2.43	11.80	V
	9377	-44.43	-13	-31.43	-82.05	-54.42	2.56	12.55	V
									V
									V
									V



Highest	3805	-52.97	-13	-39.97	-71.78	-59.64	1.70	8.37	H
	5702	-41.51	-13	-28.51	-67.59	-48.55	2.74	9.78	H
	7606	-42.33	-13	-29.33	-76.18	-51.8	2.40	11.86	H
	9503	-44.52	-13	-31.52	-82.73	-54.43	2.59	12.50	H
									H
									H
									H
	3805	-53.68	-13	-40.68	-72.47	-60.35	1.70	8.37	V
	5702	-45.96	-13	-32.96	-72.06	-53	2.74	9.78	V
	7606	-47.23	-13	-34.23	-81.07	-56.7	2.40	11.86	V
	9503	-45.23	-13	-32.23	-83.45	-55.14	2.59	12.50	V
									V
									V
									V

Remark: Spurious emissions within 30-1000MHz were found more than 20dB below limit line.



LTE Band 2 / 15MHz / QPSK									
Channel	Frequency (MHz)	EIRP (dBm)	Limit (dBm)	Over Limit (dB)	SPA Reading (dBm)	S.G. Power (dBm)	TX Cable loss (dB)	TX Antenna Gain (dBi)	Polarization (H/V)
Lowest	3700	-53.34	-13	-40.34	-71.99	-59.91	1.67	8.24	H
	5555	-43.02	-13	-30.02	-68.56	-50.09	2.66	9.72	H
	7403	-43.00	-13	-30.00	-76.4	-52.15	2.46	11.61	H
	9258	-40.44	-13	-27.44	-77.47	-50.5	2.54	12.60	H
									H
									H
									H
	3700	-54.56	-13	-41.56	-73.21	-61.13	1.67	8.24	V
	5555	-49.28	-13	-36.28	-74.79	-56.35	2.66	9.72	V
	7403	-47.17	-13	-34.17	-80.59	-56.32	2.46	11.61	V
	9258	-44.03	-13	-31.03	-81.08	-54.09	2.54	12.60	V
									V
									V
									V
Middle	3749	-53.50	-13	-40.50	-72.22	-60.12	1.68	8.30	H
	5618	-42.21	-13	-29.21	-67.94	-49.26	2.69	9.75	H
	7494	-41.12	-13	-28.12	-74.8	-50.48	2.43	11.79	H
	9370	-43.13	-13	-30.13	-80.66	-53.12	2.56	12.55	H
									H
									H
									H
	3749	-54.94	-13	-41.94	-73.7	-61.56	1.68	8.30	V
	5618	-47.74	-13	-34.74	-73.51	-54.79	2.69	9.75	V
	7494	-47.34	-13	-34.34	-80.99	-56.7	2.43	11.79	V
	9370	-43.61	-13	-30.61	-81.13	-53.6	2.56	12.55	V
									V
									V
									V



Highest	3791	-53.50	-13	-40.50	-72.27	-60.15	1.70	8.35	H
	5688	-42.61	-13	-29.61	-68.62	-49.65	2.73	9.78	H
	7585	-42.37	-13	-29.37	-76.17	-51.82	2.40	11.85	H
	9482	-43.91	-13	-30.91	-82.04	-53.83	2.59	12.51	H
									H
									H
									H
	3791	-54.36	-13	-41.36	-73.15	-61.01	1.70	8.35	V
	5688	-47.15	-13	-34.15	-73.17	-54.19	2.73	9.78	V
	7585	-46.14	-13	-33.14	-79.92	-55.59	2.40	11.85	V
	9482	-45.38	-13	-32.38	-83.5	-55.3	2.59	12.51	V
									V
									V
									V

Remark: Spurious emissions within 30-1000MHz were found more than 20dB below limit line.



LTE Band 2 / 20MHz / QPSK									
Channel	Frequency (MHz)	EIRP (dBm)	Limit (dBm)	Over Limit (dB)	SPA Reading (dBm)	S.G. Power (dBm)	TX Cable loss (dB)	TX Antenna Gain (dBi)	Polarization (H/V)
Lowest	3721	-55.17	-13	-42.17	-73.84	-61.76	1.67	8.27	H
	5583	-44.47	-13	-31.47	-70.11	-51.53	2.67	9.73	H
	7438	-43.87	-13	-30.87	-77.37	-53.1	2.45	11.68	H
	9300	-43.48	-13	-30.48	-80.67	-53.51	2.55	12.58	H
									H
									H
									H
	3721	-54.53	-13	-41.53	-73.21	-61.12	1.67	8.27	V
	5583	-49.48	-13	-36.48	-75.08	-56.54	2.67	9.73	V
	7438	-48.13	-13	-35.13	-81.65	-57.36	2.45	11.68	V
	9300	-44.97	-13	-31.97	-82.16	-55	2.55	12.58	V
									V
									V
									V
Middle	3763	-53.49	-13	-40.49	-72.22	-60.12	1.69	8.32	H
	5639	-43.11	-13	-30.11	-68.94	-50.16	2.71	9.76	H
	7522	-43.86	-13	-30.86	-77.57	-53.25	2.42	11.81	H
	9398	-43.03	-13	-30.03	-80.78	-53	2.57	12.54	H
									H
									H
									H
	3763	-53.77	-13	-40.77	-72.51	-60.4	1.69	8.32	V
	5639	-47.79	-13	-34.79	-73.62	-54.84	2.71	9.76	V
	7522	-47.23	-13	-34.23	-80.95	-56.62	2.42	11.81	V
	9398	-44.96	-13	-31.96	-82.68	-54.93	2.57	12.54	V
									V
									V
									V



Highest	3798	-51.74	-13	-38.74	-70.53	-58.4	1.70	8.36	H
	5702	-42.55	-13	-29.55	-68.62	-49.59	2.74	9.78	H
	7599	-42.07	-13	-29.07	-75.89	-51.53	2.40	11.86	H
	9496	-45.50	-13	-32.50	-83.72	-55.41	2.59	12.50	H
									H
									H
									H
	3798	-52.59	-13	-39.59	-71.39	-59.25	1.70	8.36	V
	5702	-46.46	-13	-33.46	-72.55	-53.5	2.74	9.78	V
	7599	-46.81	-13	-33.81	-80.64	-56.27	2.40	11.86	V
	9496	-45.61	-13	-32.61	-83.81	-55.52	2.59	12.50	V
									V
									V
									V

Remark: Spurious emissions within 30-1000MHz were found more than 20dB below limit line.



LTE Band 25

LTE Band 25 / 1.4MHz / QPSK									
Channel	Frequency (MHz)	EIRP (dBm)	Limit (dBm)	Over Limit (dB)	SPA Reading (dBm)	S.G. Power (dBm)	TX Cable loss (dB)	TX Antenna Gain (dBi)	Polarization (H/V)
Lowest	3700	-54.89	-13	-41.89	-73.42	-61.46	1.67	8.24	H
	5548	-43.01	-13	-30.01	-68.52	-50.08	2.65	9.72	H
	7403	-42.75	-13	-29.75	-76.14	-51.9	2.46	11.61	H
	9251	-38.15	-13	-25.15	-75.1	-48.21	2.54	12.60	H
									H
									H
									H
	3700	-54.95	-13	-41.95	-73.59	-61.52	1.67	8.24	V
	5548	-48.29	-13	-35.29	-73.78	-55.36	2.65	9.72	V
	7403	-46.82	-13	-33.82	-80.23	-55.97	2.46	11.61	V
	9251	-42.17	-13	-29.17	-79.11	-52.23	2.54	12.60	V
									V
									V
									V
Middle	3763	-54.47	-13	-41.47	-73.21	-61.1	1.69	8.32	H
	5639	-41.68	-13	-28.68	-67.52	-48.73	2.71	9.76	H
	7522	-41.83	-13	-28.83	-75.54	-51.22	2.42	11.81	H
	9398	-41.06	-13	-28.06	-78.79	-51.03	2.57	12.54	H
									H
									H
									H
	3763	-55.17	-13	-42.17	-73.9	-61.8	1.69	8.32	V
	5639	-48.01	-13	-35.01	-73.8	-55.06	2.71	9.76	V
	7522	-46.84	-13	-33.84	-80.55	-56.23	2.42	11.81	V
	9398	-42.63	-13	-29.63	-80.33	-52.6	2.57	12.54	V
									V
									V
									V



Highest	3826	-49.79	-13	-36.79	-68.6	-56.47	1.71	8.39	H
	5744	-40.31	-13	-27.31	-66.52	-47.34	2.77	9.80	H
	7655	-38.90	-13	-25.90	-72.82	-48.41	2.38	11.89	H
	9573	-42.66	-13	-29.66	-81.03	-52.51	2.61	12.46	H
									H
									H
									H
	3826	-52.58	-13	-39.58	-71.41	-59.26	1.71	8.39	V
	5744	-44.80	-13	-31.80	-71.01	-51.83	2.77	9.80	V
	7655	-43.13	-13	-30.13	-77.05	-52.64	2.38	11.89	V
	9573	-43.61	-13	-30.61	-81.98	-53.46	2.61	12.46	V
									V
									V
									V

Remark: Spurious emissions within 30-1000MHz were found more than 20dB below limit line.



LTE Band 25 / 3MHz / QPSK									
Channel	Frequency (MHz)	EIRP (dBm)	Limit (dBm)	Over Limit (dB)	SPA Reading (dBm)	S.G. Power (dBm)	TX Cable loss (dB)	TX Antenna Gain (dBi)	Polarization (H/V)
Lowest	3700	-54.98	-13	-41.98	-73.62	-61.55	1.67	8.24	H
	5548	-41.90	-13	-28.90	-67.39	-48.97	2.65	9.72	H
	7403	-42.01	-13	-29.01	-75.4	-51.16	2.46	11.61	H
	9251	-36.79	-13	-23.79	-73.76	-46.85	2.54	12.60	H
									H
									H
									H
	3700	-54.63	-13	-41.63	-73.28	-61.2	1.67	8.24	V
	5548	-49.61	-13	-36.61	-75.1	-56.68	2.65	9.72	V
	7403	-47.30	-13	-34.30	-80.7	-56.45	2.46	11.61	V
	9251	-41.01	-13	-28.01	-77.95	-51.07	2.54	12.60	V
									V
									V
									V
Middle	3756	-53.29	-13	-40.29	-72.02	-59.91	1.68	8.31	H
	5639	-41.49	-13	-28.49	-67.28	-48.54	2.71	9.76	H
	7515	-41.02	-13	-28.02	-74.71	-50.4	2.42	11.81	H
	9391	-40.44	-13	-27.44	-78.13	-50.42	2.57	12.54	H
									H
									H
									H
	3756	-54.43	-13	-41.43	-73.17	-61.05	1.68	8.31	V
	5639	-49.10	-13	-36.10	-74.9	-56.15	2.71	9.76	V
	7515	-45.73	-13	-32.73	-79.42	-55.11	2.42	11.81	V
	9391	-42.58	-13	-29.58	-80.29	-52.56	2.57	12.54	V
									V
									V
									V



Highest	3826	-50.35	-13	-37.35	-69.2	-57.03	1.71	8.39	H
	5737	-43.32	-13	-30.32	-69.51	-50.35	2.76	9.79	H
	7648	-39.15	-13	-26.15	-73.07	-48.66	2.38	11.89	H
	9559	-43.09	-13	-30.09	-81.42	-52.95	2.60	12.46	H
									H
									H
									H
	3826	-53.34	-13	-40.34	-72.16	-60.02	1.71	8.39	V
	5737	-47.66	-13	-34.66	-73.88	-54.69	2.76	9.79	V
	7648	-44.09	-13	-31.09	-77.99	-53.6	2.38	11.89	V
	9559	-44.60	-13	-31.60	-82.92	-54.46	2.60	12.46	V
									V
									V
									V

Remark: Spurious emissions within 30-1000MHz were found more than 20dB below limit line.



LTE Band 25 / 5MHz / QPSK									
Channel	Frequency (MHz)	EIRP (dBm)	Limit (dBm)	Over Limit (dB)	SPA Reading (dBm)	S.G. Power (dBm)	TX Cable loss (dB)	TX Antenna Gain (dBi)	Polarization (H/V)
Lowest	3700	-53.74	-13	-40.74	-72.39	-60.31	1.67	8.24	H
	5555	-43.08	-13	-30.08	-68.6	-50.15	2.66	9.72	H
	7403	-41.57	-13	-28.57	-74.99	-50.72	2.46	11.61	H
	9251	-37.86	-13	-24.86	-74.84	-47.92	2.54	12.60	H
									H
									H
									H
	3700	-53.58	-13	-40.58	-72.23	-60.15	1.67	8.24	V
	5555	-50.53	-13	-37.53	-76.02	-57.6	2.66	9.72	V
	7403	-46.66	-13	-33.66	-80.05	-55.81	2.46	11.61	V
	9251	-40.39	-13	-27.39	-77.36	-50.45	2.54	12.60	V
									V
									V
									V
Middle	3756	-53.08	-13	-40.08	-71.8	-59.7	1.68	8.31	H
	5632	-44.88	-13	-31.88	-70.65	-51.93	2.70	9.75	H
	7515	-41.62	-13	-28.62	-75.34	-51	2.42	11.81	H
	9391	-40.86	-13	-27.86	-78.55	-50.84	2.57	12.54	H
									H
									H
									H
	3756	-53.33	-13	-40.33	-72.05	-59.95	1.68	8.31	V
	5632	-50.91	-13	-37.91	-76.64	-57.96	2.70	9.75	V
	7515	-46.99	-13	-33.99	-80.69	-56.37	2.42	11.81	V
	9391	-42.92	-13	-29.92	-80.62	-52.9	2.57	12.54	V
									V
									V
									V



Highest	3819	-49.24	-13	-36.24	-68.07	-55.92	1.70	8.38	H
	5730	-45.27	-13	-32.27	-71.4	-52.3	2.76	9.79	H
	7641	-41.65	-13	-28.65	-75.57	-51.15	2.38	11.88	H
	9552	-42.92	-13	-29.92	-81.29	-52.79	2.60	12.47	H
									H
									H
									H
	3819	-51.76	-13	-38.76	-70.6	-58.44	1.70	8.38	V
	5730	-49.53	-13	-36.53	-75.68	-56.56	2.76	9.79	V
	7641	-45.00	-13	-32.00	-78.91	-54.5	2.38	11.88	V
	9552	-44.38	-13	-31.38	-82.7	-54.25	2.60	12.47	V
									V
									V
									V

Remark: Spurious emissions within 30-1000MHz were found more than 20dB below limit line.



LTE Band 25 / 10MHz / QPSK									
Channel	Frequency (MHz)	EIRP (dBm)	Limit (dBm)	Over Limit (dB)	SPA Reading (dBm)	S.G. Power (dBm)	TX Cable loss (dB)	TX Antenna Gain (dBi)	Polarization (H/V)
Lowest	3700	-53.09	-13	-40.09	-71.74	-59.66	1.67	8.24	H
	5555	-39.93	-13	-26.93	-65.41	-47	2.66	9.72	H
	7403	-42.14	-13	-29.14	-75.58	-51.29	2.46	11.61	H
	9251	-38.42	-13	-25.42	-75.4	-48.48	2.54	12.60	H
									H
									H
									H
	3700	-50.67	-13	-37.67	-69.32	-57.24	1.67	8.24	V
	5555	-47.79	-13	-34.79	-73.28	-54.86	2.66	9.72	V
	7403	-47.98	-13	-34.98	-81.38	-57.13	2.46	11.61	V
	9251	-43.02	-13	-30.02	-80.01	-53.08	2.54	12.60	V
									V
									V
									V
Middle	3749	-51.58	-13	-38.58	-70.29	-58.2	1.68	8.30	H
	5625	-41.52	-13	-28.52	-67.27	-48.57	2.70	9.75	H
	7501	-42.26	-13	-29.26	-75.92	-51.63	2.43	11.80	H
	9377	-41.01	-13	-28.01	-78.65	-51	2.56	12.55	H
									H
									H
									H
	3749	-51.34	-13	-38.34	-70.08	-57.96	1.68	8.30	V
	5625	-48.57	-13	-35.57	-74.31	-55.62	2.70	9.75	V
	7501	-47.01	-13	-34.01	-80.67	-56.38	2.43	11.80	V
	9377	-44.38	-13	-31.38	-81.99	-54.37	2.56	12.55	V
									V
									V
									V



Highest	3812	-45.35	-13	-32.35	-64.14	-52.02	1.70	8.37	H
	5716	-43.39	-13	-30.39	-69.46	-50.43	2.75	9.79	H
	7620	-42.88	-13	-29.88	-76.74	-52.36	2.39	11.87	H
	9531	-43.61	-13	-30.61	-81.91	-53.5	2.60	12.48	H
									H
									H
									H
	3812	-47.19	-13	-34.19	-65.99	-53.86	1.70	8.37	V
	5716	-48.55	-13	-35.55	-74.63	-55.59	2.75	9.79	V
	7620	-46.55	-13	-33.55	-80.42	-56.03	2.39	11.87	V
	9531	-45.36	-13	-32.36	-83.64	-55.25	2.60	12.48	V
									V
									V
									V

Remark: Spurious emissions within 30-1000MHz were found more than 20dB below limit line.



LTE Band 25 / 15MHz / QPSK									
Channel	Frequency (MHz)	EIRP (dBm)	Limit (dBm)	Over Limit (dB)	SPA Reading (dBm)	S.G. Power (dBm)	TX Cable loss (dB)	TX Antenna Gain (dBi)	Polarization (H/V)
Lowest	3700	-52.65	-13	-39.65	-71.19	-59.22	1.67	8.24	H
	5555	-43.74	-13	-30.74	-69.25	-50.81	2.66	9.72	H
	7403	-42.47	-13	-29.47	-75.89	-51.62	2.46	11.61	H
	9258	-36.95	-13	-23.95	-74	-47.01	2.54	12.60	H
									H
									H
									H
	3700	-50.56	-13	-37.56	-69.2	-57.13	1.67	8.24	V
	5555	-48.77	-13	-35.77	-74.28	-55.84	2.66	9.72	V
	7403	-46.95	-13	-33.95	-80.37	-56.1	2.46	11.61	V
	9258	-41.53	-13	-28.53	-78.59	-51.59	2.54	12.60	V
									V
									V
									V
Middle	3749	-51.53	-13	-38.53	-70.25	-58.15	1.68	8.30	H
	5618	-40.88	-13	-27.88	-66.64	-47.93	2.69	9.75	H
	7494	-41.09	-13	-28.09	-74.75	-50.45	2.43	11.79	H
	9370	-38.84	-13	-25.84	-76.36	-48.83	2.56	12.55	H
									H
									H
									H
	3749	-51.70	-13	-38.70	-70.42	-58.32	1.68	8.30	V
	5618	-47.85	-13	-34.85	-73.6	-54.9	2.69	9.75	V
	7494	-46.50	-13	-33.50	-80.18	-55.86	2.43	11.79	V
	9370	-43.67	-13	-30.67	-81.19	-53.66	2.56	12.55	V
									V
									V
									V



Highest	3805	-47.79	-13	-34.79	-66.59	-54.46	1.70	8.37	H
	5702	-42.96	-13	-29.96	-69.02	-50	2.74	9.78	H
	7606	-40.95	-13	-27.95	-74.8	-50.42	2.40	11.86	H
	9503	-43.40	-13	-30.40	-81.6	-53.31	2.59	12.50	H
									H
									H
									H
	3805	-49.11	-13	-36.11	-67.9	-55.78	1.70	8.37	V
	5702	-48.96	-13	-35.96	-75.04	-56	2.74	9.78	V
	7606	-45.09	-13	-32.09	-78.97	-54.56	2.40	11.86	V
	9503	-44.33	-13	-31.33	-82.56	-54.24	2.59	12.50	V
									V
									V
									V

Remark: Spurious emissions within 30-1000MHz were found more than 20dB below limit line.



LTE Band 25 / 20MHz / QPSK									
Channel	Frequency (MHz)	EIRP (dBm)	Limit (dBm)	Over Limit (dB)	SPA Reading (dBm)	S.G. Power (dBm)	TX Cable loss (dB)	TX Antenna Gain (dBi)	Polarization (H/V)
Lowest	3721	-53.26	-13	-40.26	-71.95	-59.85	1.67	8.27	H
	5583	-44.97	-13	-31.97	-70.58	-52.03	2.67	9.73	H
	7438	-41.71	-13	-28.71	-75.22	-50.94	2.45	11.68	H
	9300	-40.17	-13	-27.17	-77.36	-50.2	2.55	12.58	H
									H
									H
									H
	3721	-53.31	-13	-40.31	-71.99	-59.9	1.67	8.27	V
	5583	-48.74	-13	-35.74	-74.34	-55.8	2.67	9.73	V
	7438	-46.77	-13	-33.77	-80.26	-56	2.45	11.68	V
	9300	-42.03	-13	-29.03	-79.28	-52.06	2.55	12.58	V
									V
									V
									V
Middle	3763	-50.30	-13	-37.30	-69.05	-56.93	1.69	8.32	H
	5639	-43.91	-13	-30.91	-69.7	-50.96	2.71	9.76	H
	7522	-42.15	-13	-29.15	-75.88	-51.54	2.42	11.81	H
	9398	-41.31	-13	-28.31	-79.01	-51.28	2.57	12.54	H
									H
									H
									H
	3763	-51.84	-13	-38.84	-70.59	-58.47	1.69	8.32	V
	5639	-48.41	-13	-35.41	-74.23	-55.46	2.71	9.76	V
	7522	-47.21	-13	-34.21	-80.92	-56.6	2.42	11.81	V
	9398	-43.49	-13	-30.49	-81.21	-53.46	2.57	12.54	V
									V
									V
									V



Highest	3812	-49.13	-13	-36.13	-67.91	-55.8	1.70	8.37	H
	5716	-45.79	-13	-32.79	-71.88	-52.83	2.75	9.79	H
	7620	-43.24	-13	-30.24	-77.14	-52.72	2.39	11.87	H
	9524	-43.55	-13	-30.55	-81.83	-53.44	2.59	12.49	H
									H
									H
									H
	3812	-51.36	-13	-38.36	-70.16	-58.03	1.70	8.37	V
	5716	-49.76	-13	-36.76	-75.84	-56.8	2.75	9.79	V
	7620	-45.65	-13	-32.65	-79.5	-55.13	2.39	11.87	V
	9524	-44.57	-13	-31.57	-82.82	-54.46	2.59	12.49	V
									V
									V
									V

Remark: Spurious emissions within 30-1000MHz were found more than 20dB below limit line.



LTE Band 4

LTE Band 4 / 1.4MHz / QPSK									
Channel	Frequency (MHz)	EIRP (dBm)	Limit (dBm)	Over Limit (dB)	SPA Reading (dBm)	S.G. Power (dBm)	TX Cable loss (dB)	TX Antenna Gain (dBi)	Polarization (H/V)
Lowest	3420	-55.32	-13	-42.32	-73.39	-61.39	1.58	7.65	H
	5128	-46.09	-13	-33.09	-70.29	-53.38	2.41	9.70	H
	8551	-38.53	-13	-25.53	-73.17	-48.66	2.39	12.52	H
									H
									H
									H
									H
	3420	-56.66	-13	-43.66	-74.82	-62.73	1.58	7.65	V
	5128	-53.02	-13	-40.02	-77.32	-60.31	2.41	9.70	V
	8551	-45.61	-13	-32.61	-80.23	-55.74	2.39	12.52	V
									V
									V
									V
									V
Middle	3462	-57.52	-13	-44.52	-75.66	-63.76	1.59	7.83	H
	5192	-45.23	-13	-32.23	-69.64	-52.48	2.45	9.70	H
	8655	-39.86	-13	-26.86	-74.75	-50.01	2.41	12.56	H
									H
									H
									H
									H
	3462	-56.97	-13	-43.97	-75.14	-63.21	1.59	7.83	V
	5192	-50.02	-13	-37.02	-74.47	-57.27	2.45	9.70	V
	8655	-46.03	-13	-33.03	-80.95	-56.18	2.41	12.56	V
									V
									V
									V
									V



Highest	3511	-56.80	-13	-43.80	-75.09	-63.21	1.61	8.01	H
	5261	-42.73	-13	-29.73	-67.28	-49.94	2.49	9.70	H
	8768	-37.82	-13	-24.82	-73.03	-47.99	2.43	12.61	H
									H
									H
									H
									H
	3511	-58.44	-13	-45.44	-76.74	-64.85	1.61	8.01	V
	5261	-50.15	-13	-37.15	-74.7	-57.36	2.49	9.70	V
	8768	-43.66	-13	-30.66	-78.71	-53.83	2.43	12.61	V
									V
									V
									V
									V

Remark: Spurious emissions within 30-1000MHz were found more than 20dB below limit line.



LTE Band 4 / 3MHz / QPSK									
Channel	Frequency (MHz)	EIRP (dBm)	Limit (dBm)	Over Limit (dB)	SPA Reading (dBm)	S.G. Power (dBm)	TX Cable loss (dB)	TX Antenna Gain (dBi)	Polarization (H/V)
Lowest	3420	-55.46	-13	-42.46	-73.56	-61.53	1.58	7.65	H
	5128	-48.92	-13	-35.92	-73.16	-56.21	2.41	9.70	H
	8551	-39.74	-13	-26.74	-74.35	-49.87	2.39	12.52	H
									H
									H
									H
									H
	3420	-56.95	-13	-43.95	-74.99	-63.02	1.58	7.65	V
	5128	-54.42	-13	-41.42	-78.63	-61.71	2.41	9.70	V
	8551	-45.42	-13	-32.42	-80.09	-55.55	2.39	12.52	V
									V
									V
									V
									V
Middle	3462	-57.91	-13	-44.91	-76.11	-64.15	1.59	7.83	H
	5191	-46.50	-13	-33.50	-70.97	-53.75	2.45	9.70	H
	8656	-39.52	-13	-26.52	-74.47	-49.67	2.41	12.56	H
									H
									H
									H
									H
	3462	-57.06	-13	-44.06	-75.2	-63.3	1.59	7.83	V
	5191	-52.39	-13	-39.39	-76.72	-59.64	2.45	9.70	V
	8656	-46.52	-13	-33.52	-81.56	-56.67	2.41	12.56	V
									V
									V
									V
									V



Highest	3504	-59.07	-13	-46.07	-77.39	-65.47	1.61	8.00	H
	5254	-44.05	-13	-31.05	-68.57	-51.27	2.48	9.70	H
	8761	-38.52	-13	-25.52	-73.86	-48.69	2.43	12.60	H
									H
									H
									H
									H
	3504	-59.65	-13	-46.65	-77.97	-66.05	1.61	8.00	V
	5254	-49.56	-13	-36.56	-74.1	-56.78	2.48	9.70	V
	8761	-44.92	-13	-31.92	-80.1	-55.09	2.43	12.60	V
									V
									V
									V
									V

Remark: Spurious emissions within 30-1000MHz were found more than 20dB below limit line.



LTE Band 4 / 5MHz / QPSK									
Channel	Frequency (MHz)	EIRP (dBm)	Limit (dBm)	Over Limit (dB)	SPA Reading (dBm)	S.G. Power (dBm)	TX Cable loss (dB)	TX Antenna Gain (dBi)	Polarization (H/V)
Lowest	3420	-54.75	-13	-41.75	-72.89	-60.82	1.58	7.65	H
	5128	-48.77	-13	-35.77	-72.98	-56.06	2.41	9.70	H
	8551	-38.90	-13	-25.90	-73.51	-49.03	2.39	12.52	H
									H
									H
									H
									H
	3420	-56.46	-13	-43.46	-74.61	-62.53	1.58	7.65	V
	5135	-55.05	-13	-42.05	-79.29	-62.34	2.41	9.70	V
	8551	-46.38	-13	-33.38	-80.92	-56.51	2.39	12.52	V
									V
									V
									V
									V
Middle	3462	-58.23	-13	-45.23	-76.33	-64.47	1.59	7.83	H
	5191	-46.29	-13	-33.29	-70.54	-53.54	2.45	9.70	H
	8649	-39.86	-13	-26.86	-74.75	-50.01	2.41	12.56	H
									H
									H
									H
									H
	3462	-57.15	-13	-44.15	-75.25	-63.39	1.59	7.83	V
	5191	-51.89	-13	-38.89	-76.28	-59.14	2.45	9.70	V
	8649	-46.29	-13	-33.29	-81.1	-56.44	2.41	12.56	V
									V
									V
									V
									V



Highest	3504	-60.07	-13	-47.07	-78.39	-66.47	1.61	8.00	H
	5254	-45.33	-13	-32.33	-69.88	-52.55	2.48	9.70	H
	8754	-38.02	-13	-25.02	-73.23	-48.19	2.43	12.60	H
									H
									H
									H
									H
	3504	-59.59	-13	-46.59	-77.87	-65.99	1.61	8.00	V
	5254	-50.29	-13	-37.29	-74.86	-57.51	2.48	9.70	V
	8754	-45.11	-13	-32.11	-80.37	-55.28	2.43	12.60	V
									V
									V
									V
									V
								V	

Remark: Spurious emissions within 30-1000MHz were found more than 20dB below limit line.



LTE Band 4 / 10MHz / QPSK									
Channel	Frequency (MHz)	EIRP (dBm)	Limit (dBm)	Over Limit (dB)	SPA Reading (dBm)	S.G. Power (dBm)	TX Cable loss (dB)	TX Antenna Gain (dBi)	Polarization (H/V)
Lowest	3420	-55.65	-13	-42.65	-73.8	-61.72	1.58	7.65	H
	5135	-46.40	-13	-33.40	-70.51	-53.69	2.41	9.70	H
	8551	-40.10	-13	-27.10	-74.69	-50.23	2.39	12.52	H
									H
									H
									H
									H
	3420	-56.43	-13	-43.43	-74.59	-62.5	1.58	7.65	V
	5135	-53.82	-13	-40.82	-78.03	-61.11	2.41	9.70	V
	8551	-45.92	-13	-32.92	-80.61	-56.05	2.39	12.52	V
									V
									V
									V
									V
Middle	3455	-58.07	-13	-45.07	-76.28	-64.28	1.59	7.80	H
	5184	-41.37	-13	-28.37	-65.7	-48.63	2.44	9.70	H
	8642	-39.51	-13	-26.51	-74.47	-49.66	2.41	12.56	H
									H
									H
									H
									H
	3455	-57.18	-13	-44.18	-75.24	-63.39	1.59	7.80	V
	5184	-49.02	-13	-36.02	-73.38	-56.28	2.44	9.70	V
	8642	-45.07	-13	-32.07	-80.04	-55.22	2.41	12.56	V
									V
									V
									V
									V



Highest	3490	-58.86	-13	-45.86	-77.06	-65.21	1.60	7.96	H
	5240	-46.06	-13	-33.06	-70.54	-53.28	2.48	9.70	H
	8726	-38.14	-13	-25.14	-73.25	-48.31	2.42	12.59	H
									H
									H
									H
									H
	3490	-59.75	-13	-46.75	-78.03	-66.1	1.60	7.96	V
	5240	-51.56	-13	-38.56	-76.06	-58.78	2.48	9.70	V
	8726	-45.27	-13	-32.27	-80.2	-55.44	2.42	12.59	V
									V
									V
									V
									V

Remark: Spurious emissions within 30-1000MHz were found more than 20dB below limit line.



LTE Band 4 / 15MHz / QPSK									
Channel	Frequency (MHz)	EIRP (dBm)	Limit (dBm)	Over Limit (dB)	SPA Reading (dBm)	S.G. Power (dBm)	TX Cable loss (dB)	TX Antenna Gain (dBi)	Polarization (H/V)
Lowest	3420	-54.25	-13	-41.25	-72.41	-60.32	1.58	7.65	H
	5135	-47.72	-13	-34.72	-71.91	-55.01	2.41	9.70	H
	8558	-39.53	-13	-26.53	-74.2	-49.67	2.39	12.52	H
									H
									H
									H
									H
	3420	-55.48	-13	-42.48	-73.6	-61.55	1.58	7.65	V
	5135	-53.83	-13	-40.83	-78.05	-61.12	2.41	9.70	V
	8558	-43.50	-13	-30.50	-78.12	-53.64	2.39	12.52	V
									V
									V
									V
									V
Middle	3455	-57.07	-13	-44.07	-75.29	-63.28	1.59	7.80	H
	5177	-48.05	-13	-35.05	-72.44	-55.31	2.44	9.70	H
	8628	-41.51	-13	-28.51	-76.25	-51.66	2.40	12.55	H
									H
									H
									H
									H
	3455	-56.65	-13	-43.65	-74.78	-62.86	1.59	7.80	V
	5177	-53.75	-13	-40.75	-78.09	-61.01	2.44	9.70	V
	8628	-45.32	-13	-32.32	-80.21	-55.47	2.40	12.55	V
									V
									V
									V
									V



Highest	3483	-59.32	-13	-46.32	-77.48	-65.65	1.60	7.93	H
	5226	-45.53	-13	-32.53	-69.84	-52.76	2.47	9.70	H
	8705	-39.15	-13	-26.15	-74.17	-49.31	2.42	12.58	H
									H
									H
									H
									H
	3483	-58.34	-13	-45.34	-76.77	-64.67	1.60	7.93	V
	5226	-51.78	-13	-38.78	-76.27	-59.01	2.47	9.70	V
	8705	-44.85	-13	-31.85	-79.84	-55.01	2.42	12.58	V
									V
									V
									V
									V

Remark: Spurious emissions within 30-1000MHz were found more than 20dB below limit line.



LTE Band 4 / 20MHz / QPSK									
Channel	Frequency (MHz)	EIRP (dBm)	Limit (dBm)	Over Limit (dB)	SPA Reading (dBm)	S.G. Power (dBm)	TX Cable loss (dB)	TX Antenna Gain (dBi)	Polarization (H/V)
Lowest	3441	-57.61	-13	-44.61	-75.73	-63.76	1.59	7.74	H
	5163	-48.31	-13	-35.31	-72.55	-55.58	2.43	9.70	H
	8600	-40.27	-13	-27.27	-74.9	-50.41	2.40	12.54	H
									H
									H
									H
									H
	3441	-57.90	-13	-44.90	-76.08	-64.05	1.59	7.74	V
	5163	-53.98	-13	-40.98	-78.28	-61.25	2.43	9.70	V
	8600	-45.89	-13	-32.89	-80.65	-56.03	2.40	12.54	V
									V
									V
									V
									V
Middle	3462	-57.53	-13	-44.53	-75.8	-63.77	1.59	7.83	H
	5198	-45.18	-13	-32.18	-69.59	-52.43	2.45	9.70	H
	8663	-37.46	-13	-24.46	-72.13	-47.61	2.41	12.57	H
									H
									H
									H
									H
	3462	-56.52	-13	-43.52	-74.81	-62.76	1.59	7.83	V
	5198	-51.37	-13	-38.37	-75.82	-58.62	2.45	9.70	V
	8663	-46.54	-13	-33.54	-81.49	-56.69	2.41	12.57	V
									V
									V
									V
									V



Highest	3490	-59.04	-13	-46.04	-77.45	-65.39	1.60	7.96	H
	5233	-44.98	-13	-31.98	-69.42	-52.21	2.47	9.70	H
	8726	-37.66	-13	-24.66	-72.77	-47.83	2.42	12.59	H
									H
									H
									H
									H
	3490	-59.03	-13	-46.03	-77.36	-65.38	1.60	7.96	V
	5233	-51.22	-13	-38.22	-75.79	-58.45	2.47	9.70	V
	8726	-45.38	-13	-32.38	-80.29	-55.55	2.42	12.59	V
									V
									V
									V
									V

Remark: Spurious emissions within 30-1000MHz were found more than 20dB below limit line.



LTE Band 5

LTE Band 5 / 1.4MHz / QPSK									
Channel	Frequency (MHz)	EIRP (dBm)	Limit (dBm)	Over Limit (dB)	SPA Reading (dBm)	S.G. Power (dBm)	TX Cable loss (dB)	TX Antenna Gain (dBi)	Polarization (H/V)
Lowest	1648	-62.78	-13	-49.78	-73.68	-64.54	0.98	4.89	H
	2472	-60.20	-13	-47.20	-74.31	-62.08	1.28	5.32	H
	3296	-61.23	-13	-48.23	-79.03	-64.64	1.54	7.10	H
									H
									H
									H
									H
	1648	-62.94	-13	-49.94	-73.8	-64.7	0.98	4.89	V
	2472	-63.13	-13	-50.13	-77.24	-65.01	1.28	5.32	V
	3296	-61.59	-13	-48.59	-79.39	-65	1.54	7.10	V
									V
									V
									V
									V
Middle	1672	-59.35	-13	-46.35	-70.3	-61.03	0.99	4.82	H
	2512	-56.33	-13	-43.33	-70.62	-58.3	1.29	5.41	H
	3344	-59.70	-13	-46.70	-77.62	-63.31	1.56	7.31	H
									H
									H
									H
									H
	1672	-60.43	-13	-47.43	-71.37	-62.11	0.99	4.82	V
	2512	-60.48	-13	-47.48	-74.76	-62.45	1.29	5.41	V
	3344	-60.92	-13	-47.92	-78.84	-64.53	1.56	7.31	V
									V
									V
									V
									V



Highest	1696	-62.35	-13	-49.35	-73.34	-63.95	1.00	4.75	H
	2544	-62.26	-13	-49.26	-76.74	-64.24	1.30	5.44	H
	3392	-61.50	-13	-48.50	-79.59	-65.3	1.57	7.52	H
									H
									H
									H
									H
	1696	-62.80	-13	-49.80	-73.77	-64.4	1.00	4.75	V
	2544	-63.05	-13	-50.05	-77.55	-65.03	1.30	5.44	V
	3392	-61.57	-13	-48.57	-79.65	-65.37	1.57	7.52	V
									V
									V
									V
									V

Remark: Spurious emissions within 30-1000MHz were found more than 20dB below limit line.



LTE Band 5 / 3MHz / QPSK									
Channel	Frequency (MHz)	ERP (dBm)	Limit (dBm)	Over Limit (dB)	SPA Reading (dBm)	S.G. Power (dBm)	TX Cable loss (dB)	TX Antenna Gain (dBi)	Polarization (H/V)
Lowest	1648	-62.06	-13	-49.06	-72.94	-63.82	0.98	4.89	H
	2472	-59.95	-13	-46.95	-74.05	-61.83	1.28	5.32	H
	3296	-60.89	-13	-47.89	-78.68	-64.3	1.54	7.10	H
									H
									H
									H
									H
	1648	-60.61	-13	-47.61	-71.49	-62.37	0.98	4.89	V
	2472	-63.17	-13	-50.17	-77.28	-65.05	1.28	5.32	V
	3296	-61.71	-13	-48.71	-79.51	-65.12	1.54	7.10	V
									V
									V
									V
									V
Middle	1672	-60.56	-13	-47.56	-71.51	-62.24	0.99	4.82	H
	2504	-55.54	-13	-42.54	-69.74	-57.5	1.29	5.40	H
	3344	-60.01	-13	-47.01	-77.94	-63.62	1.56	7.31	H
									H
									H
									H
									H
	1672	-61.68	-13	-48.68	-72.62	-63.36	0.99	4.82	V
	2504	-60.54	-13	-47.54	-74.75	-62.5	1.29	5.40	V
	3344	-61.44	-13	-48.44	-79.36	-65.05	1.56	7.31	V
									V
									V
									V
									V
								V	



Highest	1696	-61.20	-13	-48.20	-72.16	-62.8	1.00	4.75	H
	2536	-54.81	-13	-41.81	-69.19	-56.79	1.30	5.43	H
	3384	-60.75	-13	-47.75	-78.77	-64.52	1.57	7.49	H
									H
									H
									H
									H
	1696	-62.40	-13	-49.40	-73.38	-64	1.00	4.75	V
	2536	-60.76	-13	-47.76	-75.18	-62.74	1.30	5.43	V
	3384	-61.49	-13	-48.49	-79.53	-65.26	1.57	7.49	V
									V
									V
									V
									V

Remark: Spurious emissions within 30-1000MHz were found more than 20dB below limit line.



LTE Band 5 / 5MHz / QPSK									
Channel	Frequency (MHz)	ERP (dBm)	Limit (dBm)	Over Limit (dB)	SPA Reading (dBm)	S.G. Power (dBm)	TX Cable loss (dB)	TX Antenna Gain (dBi)	Polarization (H/V)
Lowest	1648	-62.02	-13	-49.02	-72.89	-63.78	0.98	4.89	H
	2472	-60.38	-13	-47.38	-74.4	-62.26	1.28	5.32	H
	3296	-60.70	-13	-47.70	-78.5	-64.11	1.54	7.10	H
									H
									H
									H
									H
	1648	-62.16	-13	-49.16	-73.05	-63.92	0.98	4.89	V
	2472	-62.47	-13	-49.47	-76.59	-64.35	1.28	5.32	V
	3296	-61.79	-13	-48.79	-79.57	-65.2	1.54	7.10	V
									V
									V
									V
									V
Middle	1672	-59.47	-13	-46.47	-70.4	-61.15	0.99	4.82	H
	2504	-55.44	-13	-42.44	-69.64	-57.4	1.29	5.40	H
	3336	-59.83	-13	-46.83	-77.72	-63.41	1.55	7.28	H
									H
									H
									H
									H
	1672	-59.93	-13	-46.93	-70.86	-61.61	0.99	4.82	V
	2504	-60.24	-13	-47.24	-74.43	-62.2	1.29	5.40	V
	3336	-60.42	-13	-47.42	-78.32	-64	1.55	7.28	V
									V
									V
									V
									V
								V	



Highest	1688	-61.97	-13	-48.97	-72.9	-63.6	1.00	4.77	H
	2536	-53.09	-13	-40.09	-67.47	-55.07	1.30	5.43	H
	3376	-60.96	-13	-47.96	-78.97	-64.7	1.57	7.45	H
									H
									H
									H
									H
	1688	-61.48	-13	-48.48	-72.42	-63.11	1.00	4.77	V
	2536	-58.82	-13	-45.82	-73.21	-60.8	1.30	5.43	V
	3376	-61.28	-13	-48.28	-79.3	-65.02	1.57	7.45	V
									V
									V
									V
									V

Remark: Spurious emissions within 30-1000MHz were found more than 20dB below limit line.



LTE Band 5 / 10MHz / QPSK									
Channel	Frequency (MHz)	ERP (dBm)	Limit (dBm)	Over Limit (dB)	SPA Reading (dBm)	S.G. Power (dBm)	TX Cable loss (dB)	TX Antenna Gain (dBi)	Polarization (H/V)
Lowest	1648	-59.74	-13	-46.74	-70.61	-61.5	0.98	4.89	H
	2472	-60.02	-13	-47.02	-74.13	-61.9	1.28	5.32	H
	3296	-60.43	-13	-47.43	-78.25	-63.84	1.54	7.10	H
									H
									H
									H
									H
	1648	-59.37	-13	-46.37	-70.26	-61.13	0.98	4.89	V
	2472	-63.48	-13	-50.48	-77.59	-65.36	1.28	5.32	V
	3296	-61.51	-13	-48.51	-79.34	-64.92	1.54	7.10	V
									V
									V
									V
									V
Middle	1664	-58.40	-13	-45.40	-69.31	-60.11	0.98	4.84	H
	2496	-54.69	-13	-41.69	-68.91	-56.64	1.29	5.39	H
	3328	-59.49	-13	-46.49	-77.38	-63.03	1.55	7.24	H
									H
									H
									H
									H
	1664	-59.43	-13	-46.43	-70.35	-61.14	0.98	4.84	V
	2496	-59.51	-13	-46.51	-73.7	-61.46	1.29	5.39	V
	3328	-60.96	-13	-47.96	-78.84	-64.5	1.55	7.24	V
									V
									V
									V
									V



Highest	1680	-61.95	-13	-48.95	-72.92	-63.6	0.99	4.80	H
	2520	-63.87	-13	-50.87	-78.17	-65.84	1.30	5.42	H
	3360	-61.57	-13	-48.57	-79.53	-65.24	1.56	7.38	H
									H
									H
									H
									H
	1680	-63.35	-13	-50.35	-74.27	-65	0.99	4.80	V
	2520	-64.18	-13	-51.18	-78.47	-66.15	1.30	5.42	V
	3360	-61.70	-13	-48.70	-79.67	-65.37	1.56	7.38	V
									V
									V
									V
									V

Remark: Spurious emissions within 30-1000MHz were found more than 20dB below limit line.



LTE Band 7

LTE Band 7 / 5MHz / QPSK									
Channel	Frequency (MHz)	ERP (dBm)	Limit (dBm)	Over Limit (dB)	SPA Reading (dBm)	S.G. Power (dBm)	TX Cable loss (dB)	TX Antenna Gain (dBi)	Polarization (H/V)
Lowest	5002	-49.66	-25	-24.66	-73.5	-57.02	2.34	9.70	H
	7501	-40.10	-25	-15.10	-73.69	-49.47	2.43	11.80	H
	10000	-45.09	-25	-20.09	-84.42	-54.59	2.70	12.20	H
									H
									H
									H
									H
	5002	-52.26	-25	-27.26	-76.13	-59.62	2.34	9.70	V
	7501	-38.84	-25	-13.84	-72.46	-48.21	2.43	11.80	V
	10000	-45.06	-25	-20.06	-84.49	-54.56	2.70	12.20	V
									V
									V
									V
									V
Middle	5065	-50.87	-25	-25.87	-74.88	-58.2	2.37	9.70	H
	7599	-39.40	-25	-14.40	-73.12	-48.86	2.40	11.86	H
	10128	-43.47	-25	-18.47	-83.22	-53.03	2.70	12.25	H
									H
									H
									H
									H
	5065	-52.35	-25	-27.35	-76.5	-59.68	2.37	9.70	V
	7599	-38.37	-25	-13.37	-72.11	-47.83	2.40	11.86	V
	10128	-43.88	-25	-18.88	-83.69	-53.44	2.70	12.25	V
									V
									V
									V
									V



Highest	5128	-50.16	-25	-25.16	-74.36	-57.45	2.41	9.70	H
	7697	-35.01	-25	-10.01	-69.09	-44.56	2.37	11.92	H
	10256	-43.21	-25	-18.21	-83.5	-52.82	2.69	12.30	H
									H
									H
									H
									H
	5128	-51.39	-25	-26.39	-75.62	-58.68	2.41	9.70	V
	7697	-34.01	-25	-9.01	-68.03	-43.56	2.37	11.92	V
	10256	-43.60	-25	-18.60	-83.86	-53.21	2.69	12.30	V
									V
									V
									V
									V

Remark: Spurious emissions within 30-1000MHz were found more than 20dB below limit line.



LTE Band 7 / 10MHz / QPSK									
Channel	Frequency (MHz)	EIRP (dBm)	Limit (dBm)	Over Limit (dB)	SPA Reading (dBm)	S.G. Power (dBm)	TX Cable loss (dB)	TX Antenna Gain (dBi)	Polarization (H/V)
Lowest	5002	-48.11	-25	-23.11	-72.34	-55.47	2.34	9.70	H
	7501	-39.31	-25	-14.31	-73.27	-48.68	2.43	11.80	H
	10002	-44.63	-25	-19.63	-84.22	-54.13	2.70	12.20	H
									H
									H
									H
									H
	5002	-50.97	-25	-25.97	-74.81	-58.33	2.34	9.70	V
	7501	-38.15	-25	-13.15	-72.16	-47.52	2.43	11.80	V
	10002	-44.52	-25	-19.52	-84.16	-54.02	2.70	12.20	V
									V
									V
									V
									V
Middle	5065	-51.22	-25	-26.22	-75.49	-58.55	2.37	9.70	H
	7592	-38.76	-25	-13.76	-72.79	-48.22	2.40	11.86	H
	10122	-43.61	-25	-18.61	-83.59	-53.16	2.70	12.25	H
									H
									H
									H
									H
	5065	-52.69	-25	-27.69	-76.83	-60.02	2.37	9.70	V
	7592	-35.93	-25	-10.93	-69.75	-45.39	2.40	11.86	V
	10122	-43.63	-25	-18.63	-83.67	-53.18	2.70	12.25	V
									V
									V
									V
									V



Highest	5121	-51.23	-25	-26.23	-75.68	-58.52	2.41	9.70	H
	7683	-38.78	-25	-13.78	-72.86	-48.32	2.37	11.91	H
	10242	-43.08	-25	-18.08	-83.63	-52.68	2.69	12.30	H
									H
									H
									H
									H
	5121	-53.17	-25	-28.17	-77.83	-60.46	2.41	9.70	V
	7683	-36.37	-25	-11.37	-70.89	-45.91	2.37	11.91	V
	10242	-43.09	-25	-18.09	-83.52	-52.69	2.69	12.30	V
									V
									V
									V
									V

Remark: Spurious emissions within 30-1000MHz were found more than 20dB below limit line.



LTE Band 7 / 15MHz / QPSK									
Channel	Frequency (MHz)	EIRP (dBm)	Limit (dBm)	Over Limit (dB)	SPA Reading (dBm)	S.G. Power (dBm)	TX Cable loss (dB)	TX Antenna Gain (dBi)	Polarization (H/V)
Lowest	5002	-47.66	-25	-22.66	-71.68	-55.02	2.34	9.70	H
	7501	-39.10	-25	-14.10	-72.97	-48.47	2.43	11.80	H
	10002	-44.53	-25	-19.53	-84.08	-54.03	2.70	12.20	H
									H
									H
									H
									H
	5002	-50.76	-25	-25.76	-74.73	-58.12	2.34	9.70	V
	7501	-39.62	-25	-14.62	-73.3	-48.99	2.43	11.80	V
	10002	-44.61	-25	-19.61	-84.19	-54.11	2.70	12.20	V
									V
									V
									V
									V
Middle	5058	-49.01	-25	-24.01	-73.15	-56.34	2.37	9.70	H
	7585	-38.88	-25	-13.88	-72.67	-48.33	2.40	11.85	H
	10112	-43.47	-25	-18.47	-83.23	-53.02	2.70	12.24	H
									H
									H
									H
									H
	5058	-52.01	-25	-27.01	-76.29	-59.34	2.37	9.70	V
	7585	-38.01	-25	-13.01	-71.89	-47.46	2.40	11.85	V
	10112	-44.02	-25	-19.02	-83.8	-53.57	2.70	12.24	V
									V
									V
									V
									V



Highest	5114	-51.25	-25	-26.25	-75.46	-58.55	2.40	9.70	H
	7669	-37.39	-25	-12.39	-71.36	-46.92	2.37	11.90	H
	10222	-43.44	-25	-18.44	-83.68	-53.03	2.69	12.29	H
									H
									H
									H
									H
	5114	-53.01	-25	-28.01	-77.59	-60.31	2.40	9.70	V
	7669	-39.69	-25	-14.69	-73.66	-49.22	2.37	11.90	V
	10222	-43.24	-25	-18.24	-83.48	-52.83	2.69	12.29	V
									V
									V
									V
									V

Remark: Spurious emissions within 30-1000MHz were found more than 20dB below limit line.



LTE Band 7 / 20MHz / QPSK									
Channel	Frequency (MHz)	EIRP (dBm)	Limit (dBm)	Over Limit (dB)	SPA Reading (dBm)	S.G. Power (dBm)	TX Cable loss (dB)	TX Antenna Gain (dBi)	Polarization (H/V)
Lowest	5023	-52.01	-25	-27.01	-75.93	-59.36	2.35	9.70	H
	7529	-39.01	-25	-14.01	-72.82	-48.41	2.42	11.82	H
	10040	-44.68	-25	-19.68	-84.29	-54.2	2.70	12.22	H
									H
									H
									H
									H
	5023	-53.07	-25	-28.07	-77.28	-60.42	2.35	9.70	V
	7529	-38.76	-25	-13.76	-72.69	-48.16	2.42	11.82	V
	10040	-44.53	-25	-19.53	-84.04	-54.05	2.70	12.22	V
									V
									V
									V
									V
Middle	5072	-50.71	-25	-25.71	-75.03	-58.03	2.38	9.70	H
	7606	-40.05	-25	-15.05	-74.05	-49.52	2.40	11.86	H
	10140	-43.55	-25	-18.55	-83.49	-53.11	2.70	12.26	H
									H
									H
									H
									H
	5072	-52.01	-25	-27.01	-76.3	-59.33	2.38	9.70	V
	7606	-37.01	-25	-12.01	-71.03	-46.48	2.40	11.86	V
	10140	-43.33	-25	-18.33	-83.72	-52.89	2.70	12.26	V
									V
									V
									V
									V
								V	



Highest	5121	-52.13	-25	-27.13	-76.48	-59.42	2.41	9.70	H
	7683	-36.69	-25	-11.69	-70.83	-46.23	2.37	11.91	H
	10240	-43.01	-25	-18.01	-83.28	-52.61	2.69	12.30	H
									H
									H
									H
									H
	5121	-53.06	-25	-28.06	-77.35	-60.35	2.41	9.70	V
	7683	-35.09	-25	-10.09	-69.31	-44.63	2.37	11.91	V
	10240	-43.42	-25	-18.42	-83.79	-53.02	2.69	12.30	V
									V
									V
									V
									V

Remark: Spurious emissions within 30-1000MHz were found more than 20dB below limit line.



LTE Band 12

LTE Band 12 / 1.4MHz / QPSK									
Channel	Frequency (MHz)	ERP (dBm)	Limit (dBm)	Over Limit (dB)	SPA Reading (dBm)	S.G. Power (dBm)	TX Cable loss (dB)	TX Antenna Gain (dBi)	Polarization (H/V)
Lowest	1400	-49.57	-13.00	-36.57	-59.70	-51.23	0.87	4.68	H
	2096	-48.24	-13.00	-35.24	-60.36	-49.11	1.16	4.19	H
	3496	-56.04	-13.00	-43.04	-74.37	-60.27	1.60	7.98	H
									H
									H
									H
									H
	1400	-51.39	-13.00	-38.39	-61.57	-53.05	0.87	4.68	V
	2096	-53.14	-13.00	-40.14	-65.14	-54.01	1.16	4.19	V
	3496	-55.07	-13.00	-42.07	-73.41	-59.30	1.60	7.98	V
									V
									V
									V
									V
Middle	1416	-52.30	-13.00	-39.30	-62.63	-54.05	0.87	4.78	H
	2120	-48.88	-13.00	-35.88	-61.09	-49.82	1.17	4.26	H
	3536	-52.73	-13.00	-39.73	-71.12	-57.01	1.62	8.04	H
									H
									H
									H
									H
	1416	-51.32	-13.00	-38.32	-61.47	-53.07	0.87	4.78	V
	2120	-48.06	-13.00	-35.06	-60.25	-49.00	1.17	4.26	V
	3536	-50.30	-13.00	-37.30	-68.95	-54.58	1.62	8.04	V
									V
									V
									V
									V



Highest	1424	-49.32	-13.00	-36.32	-59.53	-51.12	0.88	4.83	H
	2144	-50.05	-13.00	-37.05	-62.36	-51.05	1.18	4.33	H
	3568	-56.23	-13.00	-43.23	-74.69	-60.54	1.63	8.08	H
									H
									H
									H
									H
	1424	-51.40	-13.00	-38.40	-61.62	-53.20	0.88	4.83	V
	2144	-52.16	-13.00	-39.16	-64.46	-53.16	1.18	4.33	V
	3568	-54.74	-13.00	-41.74	-73.20	-59.05	1.63	8.08	V
									V
									V
									V
									V

Remark: Spurious emissions within 30-1000MHz were found more than 20dB below limit line.



LTE Band 12 / 3MHz / QPSK									
Channel	Frequency (MHz)	ERP (dBm)	Limit (dBm)	Over Limit (dB)	SPA Reading (dBm)	S.G. Power (dBm)	TX Cable loss (dB)	TX Antenna Gain (dBi)	Polarization (H/V)
Lowest	1400	-49.85	-13.00	-36.85	-60.07	-51.51	0.87	4.68	H
	2096	-48.74	-13.00	-35.74	-60.86	-49.61	1.16	4.19	H
	3496	-55.43	-13.00	-42.43	-73.80	-59.66	1.60	7.98	H
									H
									H
									H
									H
	1400	-51.36	-13.00	-38.36	-61.62	-53.02	0.87	4.68	V
	2096	-53.04	-13.00	-40.04	-65.04	-53.91	1.16	4.19	V
	3496	-54.55	-13.00	-41.55	-72.96	-58.78	1.60	7.98	V
									V
									V
									V
									V
Middle	1416	-54.75	-13.00	-41.75	-64.93	-56.50	0.87	4.78	H
	2120	-49.65	-13.00	-36.65	-62.02	-50.59	1.17	4.26	H
	3528	-51.76	-13.00	-38.76	-70.17	-56.03	1.61	8.03	H
									H
									H
									H
									H
	1416	-54.01	-13.00	-41.01	-64.18	-55.76	0.87	4.78	V
	2120	-48.47	-13.00	-35.47	-60.68	-49.41	1.17	4.26	V
	3528	-49.74	-13.00	-36.74	-67.15	-54.01	1.61	8.03	V
									V
									V
									V
									V



Highest	1424	-58.42	-13.00	-45.42	-68.71	-60.22	0.88	4.83	H
	2144	-56.10	-13.00	-43.10	-68.46	-57.10	1.18	4.33	H
	3568	-57.38	-13.00	-44.38	-75.95	-61.69	1.63	8.08	H
									H
									H
									H
									H
	1424	-60.01	-13.00	-47.01	-70.36	-61.81	0.88	4.83	V
	2144	-55.12	-13.00	-42.12	-67.48	-56.12	1.18	4.33	V
	3568	-56.17	-13.00	-43.17	-74.78	-60.48	1.63	8.08	V
									V
									V
									V
									V

Remark: Spurious emissions within 30-1000MHz were found more than 20dB below limit line.



LTE Band 12 / 5MHz / QPSK									
Channel	Frequency (MHz)	ERP (dBm)	Limit (dBm)	Over Limit (dB)	SPA Reading (dBm)	S.G. Power (dBm)	TX Cable loss (dB)	TX Antenna Gain (dBi)	Polarization (H/V)
Lowest	1400	-48.56	-13.00	-35.56	-58.97	-50.22	0.87	4.68	H
	2096	-48.03	-13.00	-35.03	-60.08	-48.90	1.16	4.19	H
	3496	-55.32	-13.00	-42.32	-73.99	-59.55	1.60	7.98	H
									H
									H
									H
									H
	1400	-50.36	-13.00	-37.36	-60.46	-52.02	0.87	4.68	V
	2096	-50.52	-13.00	-37.52	-62.66	-51.39	1.16	4.19	V
	3496	-54.41	-13.00	-41.41	-72.88	-58.64	1.60	7.98	V
									V
									V
									V
									V
Middle	1408	-55.17	-13.00	-42.17	-65.29	-56.88	0.87	4.73	H
	2120	-50.61	-13.00	-37.61	-63.05	-51.55	1.17	4.26	H
	3528	-53.01	-13.00	-40.01	-71.47	-57.28	1.61	8.03	H
									H
									H
									H
									H
	1408	-55.05	-13.00	-42.05	-65.33	-56.76	0.87	4.73	V
	2120	-49.45	-13.00	-36.45	-61.86	-50.39	1.17	4.26	V
	3528	-50.80	-13.00	-37.80	-69.26	-55.07	1.61	8.03	V
									V
									V
									V
									V



Highest	1424	-48.42	-13.00	-35.42	-58.83	-50.22	0.88	4.83	H
	2136	-53.39	-13.00	-40.39	-65.94	-54.37	1.18	4.31	H
	3560	-57.81	-13.00	-44.81	-76.25	-62.11	1.62	8.07	H
									H
									H
									H
									H
	1424	-49.31	-13.00	-36.31	-59.67	-51.11	0.88	4.83	V
	2136	-53.84	-13.00	-40.84	-66.12	-54.82	1.18	4.31	V
	3560	-55.38	-13.00	-42.38	-74.02	-59.68	1.62	8.07	V
									V
									V
									V
									V

Remark: Spurious emissions within 30-1000MHz were found more than 20dB below limit line.



LTE Band 12 / 10MHz / QPSK									
Channel	Frequency (MHz)	ERP (dBm)	Limit (dBm)	Over Limit (dB)	SPA Reading (dBm)	S.G. Power (dBm)	TX Cable loss (dB)	TX Antenna Gain (dBi)	Polarization (H/V)
Lowest	1400	-48.56	-13.00	-35.56	-58.94	-50.22	0.87	4.68	H
	2096	-49.24	-13.00	-36.24	-61.41	-50.11	1.16	4.19	H
	3496	-53.80	-13.00	-40.80	-72.22	-58.03	1.60	7.98	H
									H
									H
									H
									H
	1400	-51.01	-13.00	-38.01	-61.17	-52.67	0.87	4.68	V
	2096	-50.24	-13.00	-37.24	-62.32	-51.11	1.16	4.19	V
	3496	-54.25	-13.00	-41.25	-72.70	-58.48	1.60	7.98	V
									V
									V
									V
									V
Middle	1408	-56.16	-13.00	-43.16	-66.35	-57.87	0.87	4.73	H
	2112	-55.19	-13.00	-42.19	-67.27	-56.11	1.17	4.24	H
	3512	-56.76	-13.00	-43.76	-75.18	-61.02	1.61	8.01	H
									H
									H
									H
									H
	1408	-57.51	-13.00	-44.51	-67.61	-59.22	0.87	4.73	V
	2112	-52.43	-13.00	-39.43	-64.60	-53.35	1.17	4.24	V
	3512	-54.69	-13.00	-41.69	-73.08	-58.95	1.61	8.01	V
									V
									V
									V
									V



Highest	1416	-52.43	-13.00	-39.43	-62.71	-54.18	0.87	4.78	H
	2120	-49.61	-13.00	-36.61	-61.97	-50.55	1.17	4.26	H
	3536	-50.29	-13.00	-37.29	-68.75	-54.57	1.62	8.04	H
									H
									H
									H
									H
	1416	-52.34	-13.00	-39.34	-62.44	-54.09	0.87	4.78	V
	2120	-49.06	-13.00	-36.06	-61.23	-50.00	1.17	4.26	V
	3536	-48.61	-13.00	-35.61	-67.07	-52.89	1.62	8.04	V
	1400	-47.19	-13.00	-34.19	-59.43	-51.00	0.87	4.68	H
	2096	-47.86	-13.00	-34.86	-62.08	-50.88	1.16	4.19	H
	3496	-53.95	-13.00	-40.95	-74.59	-60.33	1.60	7.98	H
									V

Remark: Spurious emissions within 30-1000MHz were found more than 20dB below limit line.



LTE Band 13

LTE Band 13 / 5MHz / QPSK										
Channel	Frequency (MHz)	ERP (dBm)	Limit (dBm)	Over Limit (dB)	SPA Reading (dBm)	S.G. Power (dBm)	TX Cable loss (dB)	TX Antenna Gain (dBi)	Polarization (H/V)	
Lowest	1552	-65.80	-13	-52.80	-76.53	-67.87	0.94	5.15	H	
	2336	-63.66	-13	-50.66	-77.14	-65.18	1.24	4.91	H	
	3109	-63.57	-13	-50.57	80.89	-66.22	1.48	6.28	H	
										H
										H
										H
										H
	1552	-65.61	-13.00	-52.61	-76.38	-67.68	0.94	5.15	V	
	2336	-64.76	-13	-51.76	-78.16	-66.28	1.24	4.91	V	
	3109	-63.03	-13	-50.03	-80.38	-65.68	1.48	6.28	V	
										V
										V
										V
										V
Middle	1560	-65.62	-42.15	-23.47	-76.51	-67.66	0.94	5.13	H	
	2336	-64.01	-13	-51.01	-77.55	-65.53	1.24	4.91	H	
	3120	-63.04	-13	-50.04	-80.43	-65.73	1.49	6.33	H	
										H
										H
										H
										H
	1560	-64.46	-42.15	-22.31	-75.22	-66.50	0.94	5.13	V	
	2344	-65.04	-13	-52.04	-78.55	-66.58	1.24	4.93	V	
	3120	-62.80	-13	-49.80	-80.21	-65.49	1.49	6.33	V	
										V
										V
										V
										V



Highest	1568	-65.48	-42.15	-23.33	-76.31	-67.50	0.94	5.11	H
	2344	-64.51	-13	-51.51	-78.02	-66.05	1.24	4.93	H
	3130	-63.15	-13	-50.15	-80.56	-65.88	1.49	6.37	H
									H
									H
									H
									H
	1568	-64.54	-42.15	-22.39	-75.41	-66.56	0.94	5.11	V
	2344	-64.51	-13	-51.51	-77.97	-66.05	1.24	4.93	V
	3130	-63.07	-13	-50.07	-80.43	-65.80	1.49	6.37	V
									V
									V
									V
									V

Remark: Spurious emissions within 30-1000MHz were found more than 20dB below limit line.



LTE Band 13 / 10MHz / QPSK									
Channel	Frequency (MHz)	ERP (dBm)	Limit (dBm)	Over Limit (dB)	SPA Reading (dBm)	S.G. Power (dBm)	TX Cable loss (dB)	TX Antenna Gain (dBi)	Polarization (H/V)
Middle	1552	-64.36	-13	-51.36	-75.2	-66.43	0.94	5.15	H
	2336	-62.06	-13	-49.06	-75.56	-63.58	1.24	4.91	H
	3110	-63.47	-13	-50.47	-80.77	-66.12	1.48	6.28	H
									H
									H
									H
									H
	1552	-64.44	-13	-51.44	-75.35	-66.51	0.94	5.15	V
	2336	-65.56	-13	-52.56	-78.95	-67.08	1.24	4.91	V
	3110	-63.42	-13	-50.42	-80.72	-66.07	1.48	6.28	V
									V
									V
									V
									V

Remark: Spurious emissions within 30-1000MHz were found more than 20dB below limit line.



LTE Band 17

LTE Band 17 / 5MHz / QPSK										
Channel	Frequency (MHz)	ERP (dBm)	Limit (dBm)	Over Limit (dB)	SPA Reading (dBm)	S.G. Power (dBm)	TX Cable loss (dB)	TX Antenna Gain (dBi)	Polarization (H/V)	
Lowest	1408	-54.77	-13	-41.77	-64.86	-56.48	0.87	4.73	H	
	2112	-52.96	-13	-39.96	-65.04	-53.88	1.17	4.24	H	
	2816	-63.79	-13	-50.79	-79.79	-65.90	1.39	5.65	H	
	3520	-54.64	-13	-41.64	-73.03	-58.90	1.61	8.02	H	
										H
										H
										H
	1408	-54.91	-13	-41.91	-65.00	-56.62	0.87	4.73	V	
	2112	-53.83	-13	-40.83	-65.92	-54.75	1.17	4.24	V	
	2816	-64.01	-13	-51.01	-80.02	-66.12	1.39	5.65	V	
	3520	-55.06	-13	-42.06	-73.43	-59.32	1.61	8.02	V	
										V
										V
										V
Middle	1416	-48.74	-13	-35.74	-58.83	-50.49	0.87	4.78	H	
	2128	-54.64	-13	-41.64	-66.82	-55.60	1.17	4.28	H	
	2830	-63.98	-13	-50.98	-80.07	-66.10	1.39	5.66	H	
	3544	-52.81	-13	-39.81	-71.22	-57.09	1.62	8.05	H	
										H
										H
										H
	1416	-49.28	-13	-36.28	-59.38	-51.03	0.87	4.78	V	
	2128	-55.64	-13	-42.64	-67.82	-56.60	1.17	4.28	V	
	2830	-63.74	-13	-50.74	-79.83	-65.86	1.39	5.66	V	
	3544	-54.33	-13	-41.33	-72.74	-58.61	1.62	8.05	V	
										V
										V
										V



Highest	1424	-48.31	-13	-35.31	-58.53	-50.11	0.88	4.83	H
	2136	-55.43	-13	-42.43	-67.72	-56.41	1.18	4.31	H
	2844	-63.69	-13	-50.69	-79.78	-65.82	1.40	5.68	H
	3560	-57.34	-13	-44.34	-75.77	-61.64	1.62	8.07	H
									H
									H
									H
	1424	-48.63	-13	-35.63	-58.85	-50.43	0.88	4.83	V
	2136	-55.07	-13	-42.07	-67.35	-56.05	1.18	4.31	V
	2844	-63.84	-13	-50.84	-79.92	-65.97	1.40	5.68	V
	3560	-58.09	-13	-45.09	-76.52	-62.39	1.62	8.07	V
									V
									V
									V

Remark: Spurious emissions within 30-1000MHz were found more than 20dB below limit line.



LTE Band 17 / 10MHz / QPSK									
Channel	Frequency (MHz)	ERP (dBm)	Limit (dBm)	Over Limit (dB)	SPA Reading (dBm)	S.G. Power (dBm)	TX Cable loss (dB)	TX Antenna Gain (dBi)	Polarization (H/V)
Lowest	1408	-53.00	-13	-40.00	-63.09	-54.71	0.87	4.73	H
	2112	-54.13	-13	-41.13	-66.23	-55.05	1.17	4.24	H
	2816	-63.92	-13	-50.92	-79.90	-66.03	1.39	5.65	H
	3520	-52.59	-13	-39.59	-70.96	-56.85	1.61	8.02	H
									H
									H
									H
	1408	-53.49	-13	-40.49	-63.58	-55.20	0.87	4.73	V
	2112	-53.28	-13	-40.28	-65.36	-54.20	1.17	4.24	V
	2816	-63.81	-13	-50.81	-79.82	-65.92	1.39	5.65	V
	3520	-54.15	-13	-41.15	-71.54	-58.41	1.61	8.02	V
									V
									V
									V
Middle	1408	-52.00	-13	-39.00	-62.09	-53.71	0.87	4.73	H
	2120	-52.37	-13	-39.37	-64.55	-53.31	1.17	4.26	H
	2820	-63.77	-13	-50.77	-79.75	-65.88	1.39	5.66	H
	3528	-52.45	-13	-39.45	-70.84	-56.72	1.61	8.03	H
									H
									H
									H
	1408	-52.61	-13	-39.61	-62.71	-54.32	0.87	4.73	V
	2120	-52.44	-13	-39.44	-64.64	-53.38	1.17	4.26	V
	2820	-63.85	-13	-50.85	-79.86	-65.96	1.39	5.66	V
	3528	-53.06	-13	-40.06	-71.44	-57.33	1.61	8.03	V
									V
									V
									V



Highest	1416	-50.05	-13	-37.05	-60.17	-51.80	0.87	4.78	H
	2120	-52.66	-13	-39.66	-64.84	-53.60	1.17	4.26	H
	2824	-63.80	-13	-50.80	-79.80	-65.92	1.39	5.66	H
	3536	-51.06	-13	-38.06	-69.47	-55.34	1.62	8.04	H
									H
									H
									H
	1416	-50.47	-13	-37.47	-60.58	-52.22	0.87	4.78	V
	2120	-52.27	-13	-39.27	-64.46	-53.21	1.17	4.26	V
	2824	-64.00	-13	-51.00	-79.99	-66.12	1.39	5.66	V
	3536	-51.63	-13	-38.63	-70.01	-55.91	1.62	8.04	V
									V
									V
									V

Remark: Spurious emissions within 30-1000MHz were found more than 20dB below limit line.



LTE Band 26

LTE Band 26 / 1.4MHz / QPSK									
Channel	Frequency (MHz)	EIRP (dBm)	Limit (dBm)	Over Limit (dB)	SPA Reading (dBm)	S.G. Power (dBm)	TX Cable loss (dB)	TX Antenna Gain (dBi)	Polarization (H/V)
Lowest	1632	-62.64	-13	-49.64	-73.49	-65.4	0.97	4.93	H
	2448	-60.08	-13	-47.08	-74.01	-61.97	1.27	5.22	H
	3256	-58.86	-13	-45.86	-76.56	-62.32	1.53	6.93	H
									H
									H
									H
									H
	1632	-56.85	-13	-43.85	-67.71	-60.51	0.97	4.93	V
	2448	-59.90	-13	-46.90	-73.84	-60.88	1.27	5.22	V
	3256	-57.58	-13	-44.58	-75.26	-60.07	1.53	6.93	V
									V
									V
									V
									V
Middle	1664	-60.79	-13	-47.79	-71.7	-62.5	0.98	4.84	H
	2496	-57.68	-13	-44.68	-71.88	-59.63	1.29	5.39	H
	3328	-60.55	-13	-47.55	-78.45	-64.09	1.55	7.24	H
									H
									H
									H
									H
	1664	-59.94	-13	-46.94	-70.83	-61.65	0.98	4.84	V
	2496	-55.05	-13	-42.05	-69.25	-57	1.29	5.39	V
	3328	-58.93	-13	-45.93	-76.81	-62.47	1.55	7.24	V
									V
									V
									V
									V



Highest	1672	-60.92	-13	-47.92	-71.85	-64.25	1.00	4.75	H
	2504	-59.28	-13	-46.28	-73.51	-61.61	1.30	5.44	H
	3336	-61.47	-13	-48.47	-79.39	-65	1.57	7.52	H
									H
									H
									H
									H
	1672	-60.15	-13	-47.15	-71.08	-63.02	1.00	4.75	V
	2504	-57.80	-13	-44.80	-72.01	-63.71	1.30	5.44	V
	3336	-60.53	-13	-47.53	-78.41	-65.05	1.57	7.52	V
									V
									V
									V
									V

Remark: Spurious emissions within 30-1000MHz were found more than 20dB below limit line.



LTE Band 26 / 3MHz / QPSK									
Channel	Frequency (MHz)	EIRP (dBm)	Limit (dBm)	Over Limit (dB)	SPA Reading (dBm)	S.G. Power (dBm)	TX Cable loss (dB)	TX Antenna Gain (dBi)	Polarization (H/V)
Lowest	1632	-62.64	-13	-49.64	-73.49	-64.49	0.97	4.93	H
	2448	-60.08	-13	-47.08	-74.01	-61.88	1.27	5.22	H
	3256	-58.86	-13	-45.86	-76.56	-61.82	1.53	6.93	H
									H
									H
									H
									H
	1632	-56.85	-13	-43.85	-67.71	-60.1	0.97	4.93	V
	2448	-59.90	-13	-46.90	-73.84	-60.94	1.27	5.22	V
	3256	-57.58	-13	-44.58	-75.26	-60.46	1.53	6.93	V
									V
									V
									V
									V
Middle	1664	-61.70	-13	-48.70	-72.62	-63.41	0.98	4.84	H
	2488	-58.72	-13	-45.72	-72.91	-60.65	1.29	5.36	H
	3320	-59.63	-13	-46.63	-77.48	-63.14	1.55	7.21	H
									H
									H
									H
									H
	1664	-61.97	-13	-48.97	-72.87	-63.68	0.98	4.84	V
	2488	-58.07	-13	-45.07	-72.26	-60	1.29	5.36	V
	3320	-57.99	-13	-44.99	-75.82	-61.5	1.55	7.21	V
									V
									V
									V
									V



Highest	1672	-60.92	-13	-47.92	-71.85	-62.92	1.00	4.75	H
	2504	-59.28	-13	-46.28	-73.51	-62.13	1.30	5.43	H
	3336	-61.47	-13	-48.47	-79.39	-65.5	1.57	7.52	H
									H
									H
									H
									H
	1672	-60.15	-13	-47.15	-71.08	-62.65	1.00	4.75	V
	2504	-57.80	-13	-44.80	-72.01	-58.22	1.30	5.43	V
	3336	-60.53	-13	-47.53	-78.41	-65.2	1.57	7.52	V
									V
									V
									V
									V

Remark: Spurious emissions within 30-1000MHz were found more than 20dB below limit line.



LTE Band 26 / 5MHz / QPSK									
Channel	Frequency (MHz)	EIRP (dBm)	Limit (dBm)	Over Limit (dB)	SPA Reading (dBm)	S.G. Power (dBm)	TX Cable loss (dB)	TX Antenna Gain (dBi)	Polarization (H/V)
Lowest	1632	-62.64	-13	-49.64	-73.49	-63.61	0.97	4.93	H
	2448	-60.08	-13	-47.08	-74.01	-61.04	1.27	5.22	H
	3256	-58.86	-13	-45.86	-76.56	-61.96	1.53	6.93	H
									H
									H
									H
									H
	1632	-56.85	-13	-43.85	-67.71	-58.9	0.97	4.93	V
	2448	-59.90	-13	-46.90	-73.84	-59.84	1.27	5.22	V
	3256	-57.58	-13	-44.58	-75.26	-60.45	1.53	6.93	V
									V
									V
									V
									V
Middle	1656	-63.01	-13	-50.01	-73.94	-64.74	0.98	4.86	H
	2488	-59.39	-13	-46.39	-73.59	-61.32	1.29	5.36	H
	3320	-60.10	-13	-47.10	-77.98	-63.61	1.55	7.21	H
									H
									H
									H
									H
	1656	-61.05	-13	-48.05	-71.95	-62.78	0.98	4.86	V
	2488	-58.57	-13	-45.57	-72.76	-60.5	1.29	5.36	V
	3320	-58.49	-13	-45.49	-76.32	-62	1.55	7.21	V
									V
									V
									V
									V
								V	



Highest	1672	-60.92	-13	-47.92	-71.85	-63.65	1.00	4.77	H
	2504	-59.28	-13	-46.28	-73.51	-59.4	1.30	5.43	H
	3336	-61.47	-13	-48.47	-79.39	-65.07	1.57	7.45	H
									H
									H
									H
									H
	1672	-60.15	-13	-47.15	-71.08	-63.84	1.00	4.77	V
	2504	-57.80	-13	-44.80	-72.01	-56.53	1.30	5.43	V
	3336	-60.53	-13	-47.53	-78.41	-64.7	1.57	7.45	V
									V
									V
									V
									V

Remark: Spurious emissions within 30-1000MHz were found more than 20dB below limit line.



LTE Band 26 / 10MHz / QPSK									
Channel	Frequency (MHz)	EIRP (dBm)	Limit (dBm)	Over Limit (dB)	SPA Reading (dBm)	S.G. Power (dBm)	TX Cable loss (dB)	TX Antenna Gain (dBi)	Polarization (H/V)
Lowest	1632	-62.64	-13	-49.64	-73.49	-62.68	0.97	4.93	H
	2448	-60.08	-13	-47.08	-74.01	-56.37	1.27	5.24	H
	3256	-58.86	-13	-45.86	-76.56	-62.53	1.53	6.93	H
									H
									H
									H
									H
	1632	-56.85	-13	-43.85	-67.71	-57.71	0.97	4.93	V
	2448	-59.90	-13	-46.90	-73.84	-51.93	1.27	5.24	V
	3256	-57.58	-13	-44.58	-75.26	-60.65	1.53	6.93	V
									V
									V
									V
									V
Middle	1656	-61.41	-13	-48.41	-72.32	-63.14	0.98	4.86	H
	2480	-52.02	-13	-39.02	-66.13	-53.93	1.28	5.34	H
	3312	-59.92	-13	-46.92	-77.75	-63.4	1.55	7.17	H
									H
									H
									H
									H
	1656	-60.41	-13	-47.41	-71.33	-62.14	0.98	4.86	V
	2480	-50.14	-13	-37.14	-64.26	-52.05	1.28	5.34	V
	3312	-57.32	-13	-44.32	-75.15	-60.8	1.55	7.17	V
									V
									V
									V
									V



Highest	1672	-60.92	-13	-47.92	-71.85	-64.2	0.99	4.80	H
	2504	-59.28	-13	-46.28	-73.51	-53.63	1.30	5.42	H
	3336	-61.47	-13	-48.47	-79.39	-65.05	1.56	7.38	H
									H
									H
									H
									H
	1672	-60.15	-13	-47.15	-71.08	-62.5	0.99	4.80	V
	2504	-57.80	-13	-44.80	-72.01	-53.06	1.30	5.42	V
	3336	-60.53	-13	-47.53	-78.41	-65.08	1.56	7.38	V
									V
									V
									V
									V

Remark: Spurious emissions within 30-1000MHz were found more than 20dB below limit line.



LTE Band 26 / 15MHz / QPSK									
Channel	Frequency (MHz)	EIRP (dBm)	Limit (dBm)	Over Limit (dB)	SPA Reading (dBm)	S.G. Power (dBm)	TX Cable loss (dB)	TX Antenna Gain (dBi)	Polarization (H/V)
Lowest	1632	-62.64	-13	-49.64	-73.49	-64.45	0.97	4.93	H
	2448	-60.08	-13	-47.08	-74.01	-61.9	1.27	5.24	H
	3256	-58.86	-13	-45.86	-76.56	-62.11	1.53	6.93	H
									H
									H
									H
									H
	1632	-56.85	-13	-43.85	-67.71	-58.66	0.97	4.93	V
	2448	-59.90	-13	-46.90	-73.84	-61.72	1.27	5.24	V
	3256	-57.58	-13	-44.58	-75.26	-60.83	1.53	6.93	V
									V
									V
									V
									V
Middle	1648	-62.82	-13	-49.82	-73.77	-64.58	0.98	4.89	H
	2472	-55.17	-13	-42.17	-69.23	-57.05	1.28	5.32	H
	3296	-61.61	-13	-48.61	-79.19	-65.02	1.54	7.10	H
									H
									H
									H
									H
	1648	-62.14	-13	-49.14	-73.08	-63.9	0.98	4.89	V
	2472	-54.05	-13	-41.05	-68.07	-55.93	1.28	5.32	V
	3296	-59.62	-13	-46.62	-77.21	-63.03	1.54	7.10	V
									V
									V
									V
									V



Highest	1672	-60.92	-13	-47.92	-71.85	-62.6	0.99	4.82	H
	2504	-59.28	-13	-46.28	-73.51	-61.24	1.29	5.40	H
	3336	-61.47	-13	-48.47	-79.39	-65.05	1.55	7.28	H
									H
									H
									H
									H
	1672	-60.15	-13	-47.15	-71.08	-61.83	0.99	4.82	V
	2504	-57.80	-13	-44.80	-72.01	-59.76	1.29	5.40	V
	3336	-60.53	-13	-47.53	-78.41	-64.11	1.55	7.28	V
									V
									V
									V
									V

Remark: Spurious emissions within 30-1000MHz were found more than 20dB below limit line.



LTE Band 41

LTE Band 41 / 5MHz / QPSK									
Channel	Frequency (MHz)	EIRP (dBm)	Limit (dBm)	Over Limit (dB)	SPA Reading (dBm)	S.G. Power (dBm)	TX Cable loss (dB)	TX Antenna Gain (dBi)	Polarization (H/V)
Lowest	4992	-53.30	-25	-28.30	-78.42	-60.65	2.33	9.68	H
	7488	-33.12	-25	-8.12	-66.42	-42.46	2.43	11.78	H
	9984	-41.35	-25	-16.35	-80.98	-50.87	2.69	12.21	H
									H
									H
									H
									H
	4992	-52.33	-25	-27.33	-77.63	-59.68	2.33	9.68	V
	7488	-41.40	-25	-16.40	-74.71	-50.74	2.43	11.78	V
	9984	-40.89	-25	-15.89	-80.52	-50.41	2.69	12.21	V
									V
									V
									V
									V
Middle	5184	-53.43	-25	-28.43	-79.13	-60.69	2.44	9.70	H
	7771	-32.40	-25	-7.40	-67.15	-42.02	2.34	11.96	H
	10368	-39.87	-25	-14.87	-80.75	-49.52	2.69	12.35	H
									H
									H
									H
									H
	5184	-54.10	-25	-29.10	-79.72	-61.36	2.44	9.70	V
	7771	-39.83	-25	-14.83	-73.59	-49.45	2.34	11.96	V
	10368	-39.70	-25	-14.70	-80.62	-49.35	2.69	12.35	V
									V
									V
									V
									V



Highest	5370	-48.80	-25	-23.80	-74.91	-55.95	2.55	9.70	H
	8052	-28.20	-25	-3.20	-62.41	-38.06	2.28	12.14	H
	10740	-39.10	-25	-14.10	-80.72	-48.86	2.69	12.45	H
									H
									H
									H
									H
	5370	-53.90	-25	-28.90	-80.1	-61.05	2.55	9.70	V
	8052	-33.78	-25	-8.78	-68.16	-43.64	2.28	12.14	V
	10740	-38.81	-25	-13.81	-80.61	-48.57	2.69	12.45	V
									V
									V
									V
									V

Remark: Spurious emissions within 30-1000MHz were found more than 20dB below limit line.



LTE Band 41 / 10MHz / QPSK									
Channel	Frequency (MHz)	EIRP (dBm)	Limit (dBm)	Over Limit (dB)	SPA Reading (dBm)	S.G. Power (dBm)	TX Cable loss (dB)	TX Antenna Gain (dBi)	Polarization (H/V)
Lowest	4993	-52.30	-25	-27.30	-77.49	-59.65	2.33	9.69	H
	7488	-31.96	-25	-6.96	-65.36	-41.3	2.43	11.78	H
	9986	-41.81	-25	-16.81	-81.56	-51.32	2.69	12.21	H
									H
									H
									H
									H
	4993	-51.30	-25	-26.30	-76.49	-58.65	2.33	9.69	V
	7488	-40.95	-25	-15.95	-74.35	-50.29	2.43	11.78	V
	9986	-41.55	-25	-16.55	-81.3	-51.06	2.69	12.21	V
									V
									V
									V
									V
Middle	5177	-53.13	-25	-28.13	-78.79	-60.39	2.44	9.70	H
	7764	-31.91	-25	-6.91	-65.71	-41.52	2.34	11.96	H
	10356	-39.52	-25	-14.52	-80.38	-49.17	2.69	12.34	H
									H
									H
									H
									H
	5177	-53.26	-25	-28.26	-78.92	-60.52	2.44	9.70	V
	7764	-38.81	-25	-13.81	-72.61	-48.42	2.34	11.96	V
	10356	-39.67	-25	-14.67	-80.53	-49.32	2.69	12.34	V
									V
									V
									V
									V



Highest	5364	-48.93	-25	-23.93	-75.06	-56.08	2.55	9.70	H
	8040	-28.97	-25	-3.97	-63.14	-38.83	2.28	12.13	H
	10722	-38.91	-25	-13.91	-80.53	-48.66	2.69	12.44	H
									H
									H
									H
									H
	5364	-53.38	-25	-28.38	-79.51	-60.53	2.55	9.70	V
	8040	-33.05	-25	-8.05	-67.22	-42.91	2.28	12.13	V
	10722	-38.80	-25	-13.80	-80.42	-48.55	2.69	12.44	V
									V
									V
									V
									V

Remark: Spurious emissions within 30-1000MHz were found more than 20dB below limit line.



LTE Band 41 / 15MHz / QPSK									
Channel	Frequency (MHz)	EIRP (dBm)	Limit (dBm)	Over Limit (dB)	SPA Reading (dBm)	S.G. Power (dBm)	TX Cable loss (dB)	TX Antenna Gain (dBi)	Polarization (H/V)
Lowest	4992	-50.49	-25	-25.49	-75.68	-57.84	2.33	9.68	H
	7488	-32.19	-25	-7.19	-65.59	-41.53	2.43	11.78	H
	9986	-41.59	-25	-16.59	-81.34	-51.1	2.69	12.21	H
									H
									H
									H
									H
	4992	-49.12	-25	-24.12	-74.31	-56.47	2.33	9.68	V
	7488	-40.04	-25	-15.04	-73.44	-49.38	2.43	11.78	V
	9986	-41.50	-25	-16.50	-81.25	-51.01	2.69	12.21	V
									V
									V
									V
									V
Middle	5172	-49.56	-25	-24.56	-75.18	-56.82	2.44	9.70	H
	7764	-34.95	-25	-9.95	-68.75	-44.56	2.34	11.96	H
	10344	-39.72	-25	-14.72	-80.6	-49.36	2.69	12.34	H
									H
									H
									H
									H
	5172	-51.32	-25	-26.32	-76.94	-58.58	2.44	9.70	V
	7764	-38.82	-25	-13.82	-72.62	-48.43	2.34	11.96	V
	10344	-39.43	-25	-14.43	-80.31	-49.07	2.69	12.34	V
									V
									V
									V
									V
								V	



Highest	5352	-49.22	-25	-24.22	-75.31	-56.38	2.54	9.70	H
	8028	-30.56	-25	-5.56	-64.72	-40.41	2.27	12.12	H
	10704	-39.08	-25	-14.08	-80.67	-48.83	2.69	12.44	H
									H
									H
									H
									H
	5352	-52.88	-25	-27.88	-78.97	-60.04	2.54	9.70	V
	8028	-31.85	-25	-6.85	-66.01	-41.7	2.27	12.12	V
	10704	-38.64	-25	-13.64	-80.23	-48.39	2.69	12.44	V
									V
									V
									V
									V

Remark: Spurious emissions within 30-1000MHz were found more than 20dB below limit line.



LTE Band 41 / 20MHz / QPSK									
Channel	Frequency (MHz)	EIRP (dBm)	Limit (dBm)	Over Limit (dB)	SPA Reading (dBm)	S.G. Power (dBm)	TX Cable loss (dB)	TX Antenna Gain (dBi)	Polarization (H/V)
Lowest	4992	-51.70	-25	-26.70	-76.89	-59.05	2.33	9.68	H
	7488	-32.00	-25	-7.00	-65.4	-41.34	2.43	11.78	H
	9988	-41.39	-25	-16.39	-81.14	-50.9	2.69	12.21	H
									H
									H
									H
									H
	4992	-50.58	-25	-25.58	-75.77	-57.93	2.33	9.68	V
	7488	-38.98	-25	-13.98	-72.38	-48.32	2.43	11.78	V
	9988	-41.30	-25	-16.30	-81.5	-50.81	2.69	12.21	V
									V
									V
									V
									V
Middle	5172	-52.64	-25	-27.64	-78.26	-59.9	2.44	9.70	H
	7752	-33.37	-25	-8.37	-67.14	-42.97	2.35	11.95	H
	10336	-39.85	-25	-14.85	-80.67	-49.49	2.69	12.33	H
									H
									H
									H
									H
	5172	-53.22	-25	-28.22	-78.84	-60.48	2.44	9.70	V
	7752	-38.71	-25	-13.71	-72.48	-48.31	2.35	11.95	V
	10336	-39.64	-25	-14.64	-80.46	-49.28	2.69	12.33	V
									V
									V
									V
									V



Highest	5340	-51.62	-25	-26.62	-77.67	-58.79	2.53	9.70	H
	8016	-30.49	-25	-5.49	-64.64	-40.33	2.27	12.11	H
	10680	-39.13	-25	-14.13	-80.67	-48.88	2.69	12.44	H
									H
									H
									H
									H
	5340	-54.10	-25	-29.10	-80.15	-61.27	2.53	9.70	V
	8016	-35.33	-25	-10.33	-69.48	-45.17	2.27	12.11	V
	10680	-38.91	-25	-13.91	-80.45	-48.66	2.69	12.44	V
									V
									V
									V
									V

Remark: Spurious emissions within 30-1000MHz were found more than 20dB below limit line.