

## HAC\_E\_Dipole\_835\_160729

### DUT: HAC-Dipole 835 MHz

Communication System: CW; Frequency: 835 MHz; Duty Cycle: 1:1  
 Medium: Air Medium parameters used:  $\sigma = 0$  S/m,  $\epsilon_r = 1$ ;  $\rho = 0$  kg/m<sup>3</sup>  
 Ambient Temperature : 23.2 °C

#### DASY5 Configuration

- Probe: ER3DV6 - SN2358; ConvF(1, 1, 1); Calibrated: 2016/1/19;
- Sensor-Surface: (Fix Surface)
- Electronics: DAE3 Sn495; Calibrated: 2016/5/27
- Phantom: HAC Test Arch with AMCC; Type: SD HAC P01 BA;
- Measurement SW: DASY52, Version 52.8 (7); SEMCAD X Version 14.6.10 (7164)

### E Scan - measurement distance from the probe sensor center to CD835 = 10mm & 15mm/Hearing Aid Compatibility Test at 15mm distance (41x361x1): Interpolated grid:

dx=0.5000 mm, dy=0.5000 mm

Device Reference Point: 0, 0, -6.3 mm

Reference Value = 109.7 V/m; Power Drift = -0.01 dB

PMR not calibrated. PMF = 1.000 is applied.

E-field emissions = 99.33 V/m

Average value of Total=(99.33+95.67) / 2 = 97.5 V/m

PMF scaled E-field

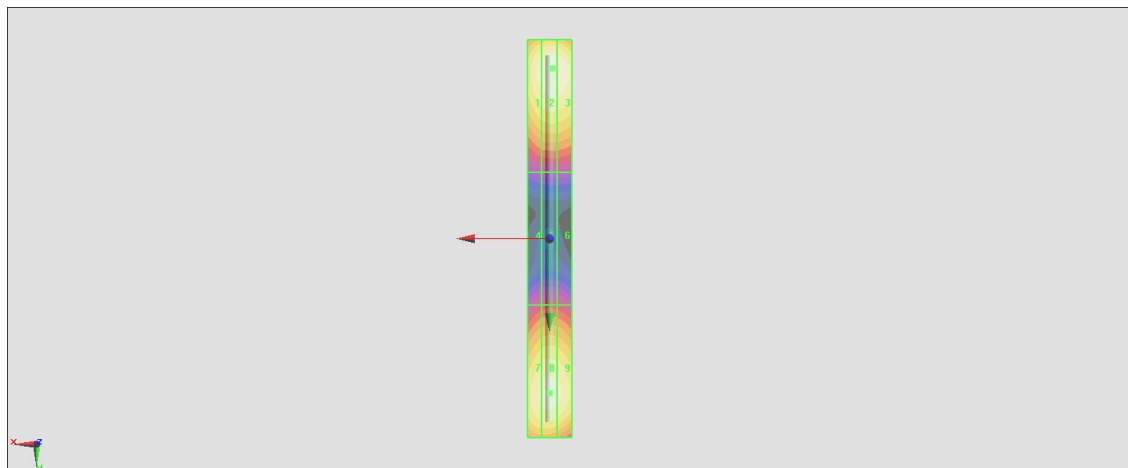
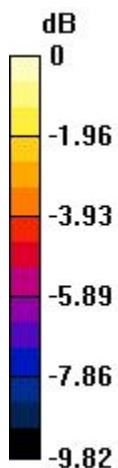
Grid 1 <b>M4</b> <b>95.90 V/m</b>	Grid 2 <b>M4</b> <b>99.33 V/m</b>	Grid 3 <b>M4</b> <b>98.74 V/m</b>
Grid 4 <b>M4</b> <b>55.93 V/m</b>	Grid 5 <b>M4</b> <b>56.84 V/m</b>	Grid 6 <b>M4</b> <b>56.18 V/m</b>
Grid 7 <b>M4</b> <b>93.82 V/m</b>	Grid 8 <b>M4</b> <b>95.67 V/m</b>	Grid 9 <b>M4</b> <b>94.15 V/m</b>

#### Cursor:

Total = 99.33 V/m

E Category: M4

Location: -1.5, -77, 9.7 mm



0 dB = 99.33 V/m = 39.94 dBV/m

## HAC\_E\_Dipole\_1880\_160729

### DUT: HAC Dipole 1880 MHz

Communication System: CW; Frequency: 1880 MHz; Duty Cycle: 1:1  
 Medium: Air Medium parameters used:  $\sigma = 0$  S/m,  $\epsilon_r = 1$ ;  $\rho = 0$  kg/m<sup>3</sup>  
 Ambient Temperature : 23.2 °C

#### DASY5 Configuration

- Probe: ER3DV6 - SN2358; ConvF(1, 1, 1); Calibrated: 2016/1/19;
- Sensor-Surface: (Fix Surface)
- Electronics: DAE3 Sn495; Calibrated: 2016/5/27
- Phantom: HAC Test Arch with AMCC; Type: SD HAC P01 BA;
- Measurement SW: DASY52, Version 52.8 (7); SEMCAD X Version 14.6.10 (7164)

**E Scan - measurement distance from the probe sensor center to CD1880 = 10mm & 15mm/Hearing Aid Compatibility Test at 15mm distance (41x181x1):** Interpolated grid:  
 dx=0.5000 mm, dy=0.5000 mm

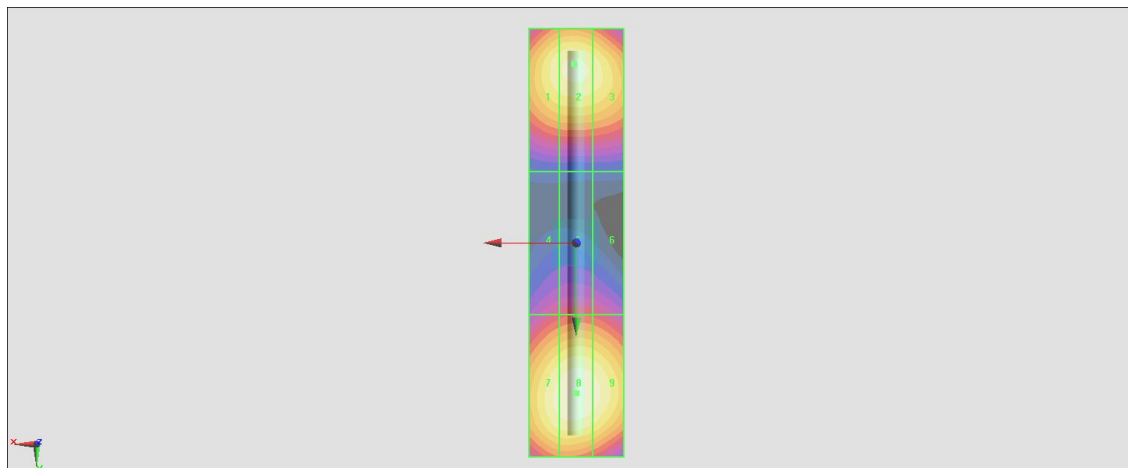
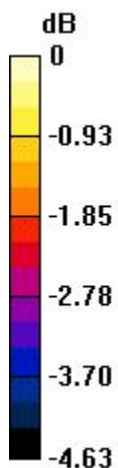
Device Reference Point: 0, 0, -6.3 mm  
 Reference Value = 152.8 V/m; Power Drift = -0.05 dB  
 PMR not calibrated. PMF = 1.000 is applied.  
 E-field emissions = 97.39 V/m  
 Average value of Total=(94.88+97.39) / 2 = 96.153 V/m

PMF scaled E-field

Grid 1 <b>M3</b> <b>93.56 V/m</b>	Grid 2 <b>M3</b> <b>94.88 V/m</b>	Grid 3 <b>M3</b> <b>93.27 V/m</b>
Grid 4 <b>M3</b> <b>74.67 V/m</b>	Grid 5 <b>M3</b> <b>75.99 V/m</b>	Grid 6 <b>M3</b> <b>75.22 V/m</b>
Grid 7 <b>M3</b> <b>95.72 V/m</b>	Grid 8 <b>M3</b> <b>97.39 V/m</b>	Grid 9 <b>M3</b> <b>95.75 V/m</b>

**Cursor:**

Total = 97.39 V/m  
 E Category: M3  
 Location: 0, 31.5, 9.7 mm



0 dB = 97.39 V/m = 39.77 dBV/m