

#01_HAC_E_GSM850_GSM Voice_Ch128

Communication System: GSM-FDD (TDMA, GMSK); Frequency: 824.2 MHz; Duty Cycle: 1:8.3
 Medium: Air Medium parameters used: $\sigma = 0$ S/m, $\epsilon_r = 1$; $\rho = 1000$ kg/m³
 Ambient Temperature : 23.2 °C

DASY5 Configuration

- Probe: ER3DV6 - SN2358; ConvF(1, 1, 1); Calibrated: 2016/1/19;
- Sensor-Surface: (Fix Surface)
- Electronics: DAE4 Sn1399; Calibrated: 2015/11/23
- Phantom: HAC Test Arch with AMCC; Type: SD HAC P01 BA;
- Measurement SW: DASY52, Version 52.8 (7); SEMCAD X Version 14.6.10 (7164)

Ch128/E Scan - ER3D: 15 mm from Probe Center to the Device/Hearing Aid

Compatibility Test (101x101x1): Interpolated grid: dx=0.5000 mm, dy=0.5000 mm

Device Reference Point: 0, 0, -6.3 mm

Reference Value = 31.98 V/m; Power Drift = 0.01 dB

Applied MIF = 3.63 dB

RF audio interference level = 35.09 dBV/m

Emission category: M4

MIF scaled E-field


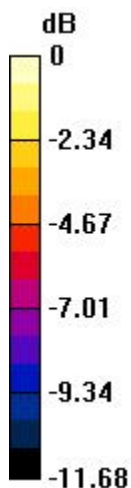
Grid 1 M4 33.81 dBV/m	Grid 2 M4 35.09 dBV/m	Grid 3 M4 35.09 dBV/m
Grid 4 M4 31.35 dBV/m	Grid 5 M4 33.41 dBV/m	Grid 6 M4 33.44 dBV/m
Grid 7 M4 28.62 dBV/m	Grid 8 M4 30.87 dBV/m	Grid 9 M4 30.91 dBV/m

Cursor:

Total = 35.09 dBV/m

E Category: M4

Location: -8, -25, 8.7 mm



0 dB = 56.84 V/m = 35.09 dBV/m

#02_HAC_E_GSM850_GSM Voice_Ch189

Communication System: GSM-FDD (TDMA, GMSK); Frequency: 836.4 MHz; Duty Cycle: 1:8.3

Medium: Air Medium parameters used: $\sigma = 0$ S/m, $\epsilon_r = 1$; $\rho = 1000$ kg/m³

Ambient Temperature : 23.2 °C

DASY5 Configuration

- Probe: ER3DV6 - SN2358; ConvF(1, 1, 1); Calibrated: 2016/1/19;
- Sensor-Surface: (Fix Surface)
- Electronics: DAE4 Sn1399; Calibrated: 2015/11/23
- Phantom: HAC Test Arch with AMCC; Type: SD HAC P01 BA;
- Measurement SW: DASY52, Version 52.8 (7); SEMCAD X Version 14.6.10 (7164)

Ch189/E Scan - ER3D: 15 mm from Probe Center to the Device/Hearing Aid

Compatibility Test (101x101x1): Interpolated grid: dx=0.5000 mm, dy=0.5000 mm

Device Reference Point: 0, 0, -6.3 mm

Reference Value = 33.47 V/m; Power Drift = -0.05 dB

Applied MIF = 3.63 dB

RF audio interference level = 37.47 dBV/m

Emission category: M4

MIF scaled E-field


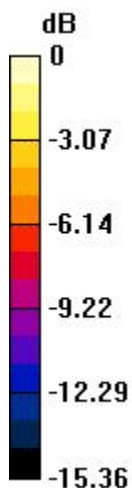
Grid 1 M4 36.11 dBV/m	Grid 2 M4 37.47 dBV/m	Grid 3 M4 37.47 dBV/m
Grid 4 M4 32.57 dBV/m	Grid 5 M4 34.91 dBV/m	Grid 6 M4 34.98 dBV/m
Grid 7 M4 27.68 dBV/m	Grid 8 M4 30.66 dBV/m	Grid 9 M4 30.88 dBV/m

Cursor:

Total = 37.47 dBV/m

E Category: M4

Location: -8.5, -25, 8.7 mm



0 dB = 74.75 V/m = 37.47 dBV/m

#03_HAC_E_GSM850_GSM Voice_Ch251

Communication System: GSM-FDD (TDMA, GMSK); Frequency: 848.8 MHz; Duty Cycle: 1:8.3
 Medium: Air Medium parameters used: $\sigma = 0$ S/m, $\epsilon_r = 1$; $\rho = 1000$ kg/m³
 Ambient Temperature : 23.2 °C

DASY5 Configuration

- Probe: ER3DV6 - SN2358; ConvF(1, 1, 1); Calibrated: 2016/1/19;
- Sensor-Surface: (Fix Surface)
- Electronics: DAE4 Sn1399; Calibrated: 2015/11/23
- Phantom: HAC Test Arch with AMCC; Type: SD HAC P01 BA;
- Measurement SW: DASY52, Version 52.8 (7); SEMCAD X Version 14.6.10 (7164)

Ch251/E Scan - ER3D: 15 mm from Probe Center to the Device/Hearing Aid

Compatibility Test (101x101x1): Interpolated grid: dx=0.5000 mm, dy=0.5000 mm

Device Reference Point: 0, 0, -6.3 mm

Reference Value = 27.37 V/m; Power Drift = 0.00 dB

Applied MIF = 3.63 dB

RF audio interference level = 36.03 dBV/m

Emission category: M4

MIF scaled E-field


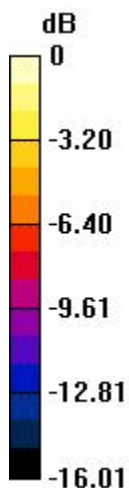
Grid 1 M4 34.54 dBV/m	Grid 2 M4 36.03 dBV/m	Grid 3 M4 36.03 dBV/m
Grid 4 M4 30.74 dBV/m	Grid 5 M4 33.24 dBV/m	Grid 6 M4 33.35 dBV/m
Grid 7 M4 25.24 dBV/m	Grid 8 M4 28.33 dBV/m	Grid 9 M4 28.68 dBV/m

Cursor:

Total = 36.03 dBV/m

E Category: M4

Location: -9, -25, 8.7 mm



0 dB = 63.29 V/m = 36.03 dBV/m

#04_HAC_E_GSM1900_GSM Voice_Ch512

Communication System: GSM-FDD (TDMA, GMSK); Frequency: 1850.2 MHz; Duty Cycle: 1:8.3
 Medium: Air Medium parameters used: $\sigma = 0$ S/m, $\epsilon_r = 1$; $\rho = 1000$ kg/m³
 Ambient Temperature : 23.2 °C

DASY5 Configuration

- Probe: ER3DV6 - SN2358; ConvF(1, 1, 1); Calibrated: 2016/1/19;
- Sensor-Surface: (Fix Surface)
- Electronics: DAE4 Sn1399; Calibrated: 2015/11/23
- Phantom: HAC Test Arch with AMCC; Type: SD HAC P01 BA;
- Measurement SW: DASY52, Version 52.8 (7); SEMCAD X Version 14.6.10 (7164)

Ch512/E Scan - ER3D: 15 mm from Probe Center to the Device/Hearing Aid

Compatibility Test (101x101x1): Interpolated grid: dx=0.5000 mm, dy=0.5000 mm

Device Reference Point: 0, 0, -6.3 mm

Reference Value = 15.17 V/m; Power Drift = -0.01 dB

Applied MIF = 3.63 dB

RF audio interference level = 30.47 dBV/m

Emission category: M3

MIF scaled E-field


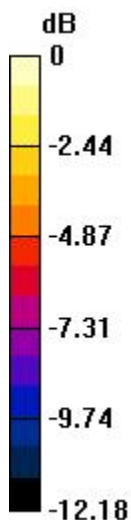
Grid 1 M4 28.22 dBV/m	Grid 2 M4 28.99 dBV/m	Grid 3 M4 28.89 dBV/m
Grid 4 M4 23.52 dBV/m	Grid 5 M4 26.34 dBV/m	Grid 6 M4 26.33 dBV/m
Grid 7 M4 27.93 dBV/m	Grid 8 M3 30.46 dBV/m	Grid 9 M3 30.46 dBV/m

Cursor:

Total = 30.47 dBV/m

E Category: M3

Location: -8.5, 25, 8.7 mm



0 dB = 33.36 V/m = 30.46 dBV/m

#05_HAC_E_GSM1900_GSM Voice_Ch661

Communication System: GSM-FDD (TDMA, GMSK); Frequency: 1880 MHz; Duty Cycle: 1:8.3
 Medium: Air Medium parameters used: $\sigma = 0$ S/m, $\epsilon_r = 1$; $\rho = 1000$ kg/m³
 Ambient Temperature : 23.2 °C

DASY5 Configuration

- Probe: ER3DV6 - SN2358; ConvF(1, 1, 1); Calibrated: 2016/1/19;
- Sensor-Surface: (Fix Surface)
- Electronics: DAE4 Sn1399; Calibrated: 2015/11/23
- Phantom: HAC Test Arch with AMCC; Type: SD HAC P01 BA;
- Measurement SW: DASY52, Version 52.8 (7); SEMCAD X Version 14.6.10 (7164)

Ch661/E Scan - ER3D: 15 mm from Probe Center to the Device/Hearing Aid

Compatibility Test (101x101x1): Interpolated grid: dx=0.5000 mm, dy=0.5000 mm

Device Reference Point: 0, 0, -6.3 mm

Reference Value = 14.65 V/m; Power Drift = 0.08 dB

Applied MIF = 3.63 dB

RF audio interference level = 29.94 dBV/m

Emission category: M4

MIF scaled E-field


Grid 1 M4 27.38 dBV/m	Grid 2 M4 28.62 dBV/m	Grid 3 M4 28.62 dBV/m
Grid 4 M4 22.18 dBV/m	Grid 5 M4 26.1 dBV/m	Grid 6 M4 26.62 dBV/m
Grid 7 M4 26.28 dBV/m	Grid 8 M4 29.84 dBV/m	Grid 9 M4 29.94 dBV/m

Cursor:

Total = 29.94 dBV/m

E Category: M4

Location: -12.5, 25, 8.7 mm



0 dB = 31.41 V/m = 29.94 dBV/m

#06_HAC_E_GSM1900_GSM Voice_Ch810

Communication System: GSM-FDD (TDMA, GMSK); Frequency: 1909.8 MHz; Duty Cycle: 1:8.3

Medium: Air Medium parameters used: $\sigma = 0$ S/m, $\epsilon_r = 1$; $\rho = 1000$ kg/m³

Ambient Temperature : 23.2 °C

DASY5 Configuration

- Probe: ER3DV6 - SN2358; ConvF(1, 1, 1); Calibrated: 2016/1/19;
- Sensor-Surface: (Fix Surface)
- Electronics: DAE4 Sn1399; Calibrated: 2015/11/23
- Phantom: HAC Test Arch with AMCC; Type: SD HAC P01 BA;
- Measurement SW: DASY52, Version 52.8 (7); SEMCAD X Version 14.6.10 (7164)

Ch810/E Scan - ER3D: 15 mm from Probe Center to the Device/Hearing Aid

Compatibility Test (101x101x1): Interpolated grid: dx=0.5000 mm, dy=0.5000 mm

Device Reference Point: 0, 0, -6.3 mm

Reference Value = 13.94 V/m; Power Drift = 0.07 dB

Applied MIF = 3.63 dB

RF audio interference level = 29.41 dBV/m

Emission category: M4

MIF scaled E-field


Grid 1 M4 27.69 dBV/m	Grid 2 M4 28.52 dBV/m	Grid 3 M4 28.52 dBV/m
Grid 4 M4 22.27 dBV/m	Grid 5 M4 25.67 dBV/m	Grid 6 M4 25.93 dBV/m
Grid 7 M4 26.15 dBV/m	Grid 8 M4 29.38 dBV/m	Grid 9 M4 29.41 dBV/m

Cursor:

Total = 29.41 dBV/m

E Category: M4

Location: -10.5, 25, 8.7 mm



0 dB = 29.56 V/m = 29.41 dBV/m

#07_HAC_E_CDMA BC0_1xRTT, RC1 SO3, 18th Rate_Ch1013

Communication System: CDMA2000, RC1, SO3, 1/8th Rate 25 fr.; Frequency: 824.7 MHz; Duty Cycle: 1:8.3

Medium: Air Medium parameters used: $\sigma = 0$ S/m, $\epsilon_r = 1$; $\rho = 1000$ kg/m³

Ambient Temperature : 23.2 °C

DASY5 Configuration

- Probe: ER3DV6 - SN2358; ConvF(1, 1, 1); Calibrated: 2016/1/19;
- Sensor-Surface: (Fix Surface)
- Electronics: DAE4 Sn1399; Calibrated: 2015/11/23
- Phantom: HAC Test Arch with AMCC; Type: SD HAC P01 BA;
- Measurement SW: DASY52, Version 52.8 (7); SEMCAD X Version 14.6.10 (7164)

Ch1013/E Scan - ER3D: 15 mm from Probe Center to the Device/Hearing Aid Compatibility Test (101x101x1): Interpolated grid: dx=0.5000 mm, dy=0.5000 mm

Device Reference Point: 0, 0, -6.3 mm

Reference Value = 18.98 V/m; Power Drift = -0.11 dB

Applied MIF = 3.26 dB

RF audio interference level = 29.00 dBV/m

Emission category: M4

MIF scaled E-field


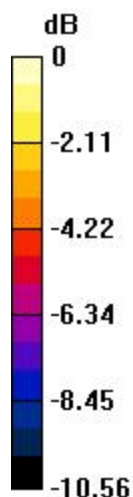
Grid 1 M4 27.86 dBV/m	Grid 2 M4 29 dBV/m	Grid 3 M4 28.99 dBV/m
Grid 4 M4 25.56 dBV/m	Grid 5 M4 27.64 dBV/m	Grid 6 M4 27.66 dBV/m
Grid 7 M4 22.99 dBV/m	Grid 8 M4 24.92 dBV/m	Grid 9 M4 24.92 dBV/m

Cursor:

Total = 29.00 dBV/m

E Category: M4

Location: -7.5, -25, 8.7 mm



0 dB = 28.18 V/m = 29.00 dBV/m

#08_HAC_E_CDMA BC0_1xRTT, RC1 SO3, 18th Rate_Ch384

Communication System: CDMA2000, RC1, SO3, 1/8th Rate 25 fr.; Frequency: 836.52 MHz; Duty Cycle: 1:8.3

Medium: Air Medium parameters used: $\sigma = 0$ S/m, $\epsilon_r = 1$; $\rho = 1000$ kg/m³

Ambient Temperature : 23.2 °C

DASY5 Configuration

- Probe: ER3DV6 - SN2358; ConvF(1, 1, 1); Calibrated: 2016/1/19;
- Sensor-Surface: (Fix Surface)
- Electronics: DAE4 Sn1399; Calibrated: 2015/11/23
- Phantom: HAC Test Arch with AMCC; Type: SD HAC P01 BA;
- Measurement SW: DASY52, Version 52.8 (7); SEMCAD X Version 14.6.10 (7164)

Ch384/E Scan - ER3D: 15 mm from Probe Center to the Device/Hearing Aid

Compatibility Test (101x101x1): Interpolated grid: dx=0.5000 mm, dy=0.5000 mm

Device Reference Point: 0, 0, -6.3 mm

Reference Value = 17.77 V/m; Power Drift = 0.02 dB

Applied MIF = 3.26 dB

RF audio interference level = 29.71 dBV/m

Emission category: M4

MIF scaled E-field


Grid 1 M4 28.28 dBV/m	Grid 2 M4 29.71 dBV/m	Grid 3 M4 29.71 dBV/m
Grid 4 M4 25.05 dBV/m	Grid 5 M4 27.58 dBV/m	Grid 6 M4 27.65 dBV/m
Grid 7 M4 21.14 dBV/m	Grid 8 M4 23.67 dBV/m	Grid 9 M4 23.64 dBV/m

Cursor:

Total = 29.71 dBV/m

E Category: M4

Location: -8, -25, 8.7 mm



0 dB = 30.59 V/m = 29.71 dBV/m

#09_HAC_E_CDMA BC0_1xRTT, RC1 SO3, 18th Rate_Ch777

Communication System: CDMA2000, RC1, SO3, 1/8th Rate 25 fr.; Frequency: 848.31 MHz; Duty Cycle: 1:8.3

Medium: Air Medium parameters used: $\sigma = 0$ S/m, $\epsilon_r = 1$; $\rho = 1000$ kg/m³

Ambient Temperature : 23.2 °C

DASY5 Configuration

- Probe: ER3DV6 - SN2358; ConvF(1, 1, 1); Calibrated: 2016/1/19;
- Sensor-Surface: (Fix Surface)
- Electronics: DAE4 Sn1399; Calibrated: 2015/11/23
- Phantom: HAC Test Arch with AMCC; Type: SD HAC P01 BA;
- Measurement SW: DASY52, Version 52.8 (7); SEMCAD X Version 14.6.10 (7164)

Ch777/E Scan - ER3D: 15 mm from Probe Center to the Device/Hearing Aid

Compatibility Test (101x101x1): Interpolated grid: dx=0.5000 mm, dy=0.5000 mm

Device Reference Point: 0, 0, -6.3 mm

Reference Value = 15.42 V/m; Power Drift = -0.01 dB

Applied MIF = 3.26 dB

RF audio interference level = 28.05 dBV/m

Emission category: M4

MIF scaled E-field


Grid 1 M4 26.7 dBV/m	Grid 2 M4 28.05 dBV/m	Grid 3 M4 28.05 dBV/m
Grid 4 M4 23.4 dBV/m	Grid 5 M4 25.81 dBV/m	Grid 6 M4 25.86 dBV/m
Grid 7 M4 19.16 dBV/m	Grid 8 M4 21.15 dBV/m	Grid 9 M4 21.08 dBV/m

Cursor:

Total = 28.05 dBV/m

E Category: M4

Location: -9, -25, 8.7 mm



0 dB = 25.26 V/m = 28.05 dBV/m

#10_HAC_E_CDMA BC1_1xRTT, RC1 SO3, 18th Rate_Ch25

Communication System: CDMA2000, RC1, SO3, 1/8th Rate 25 fr.; Frequency: 1851.25 MHz; Duty Cycle: 1:8.3

Medium: Air Medium parameters used: $\sigma = 0$ S/m, $\epsilon_r = 1$; $\rho = 1000$ kg/m³

Ambient Temperature : 23.2 °C

DASY5 Configuration

- Probe: ER3DV6 - SN2358; ConvF(1, 1, 1); Calibrated: 2016/1/19;
- Sensor-Surface: (Fix Surface)
- Electronics: DAE4 Sn1399; Calibrated: 2015/11/23
- Phantom: HAC Test Arch with AMCC; Type: SD HAC P01 BA;
- Measurement SW: DASY52, Version 52.8 (7); SEMCAD X Version 14.6.10 (7164)

Ch25/E Scan - ER3D: 15 mm from Probe Center to the Device/Hearing Aid

Compatibility Test (101x101x1): Interpolated grid: dx=0.5000 mm, dy=0.5000 mm

Device Reference Point: 0, 0, -6.3 mm

Reference Value = 12.35 V/m; Power Drift = -0.01 dB

Applied MIF = 3.26 dB

RF audio interference level = 24.41 dBV/m

Emission category: M4

MIF scaled E-field

Grid 1 M4 22.08 dBV/m	Grid 2 M4 22.55 dBV/m	Grid 3 M4 22.46 dBV/m
Grid 4 M4 19.42 dBV/m	Grid 5 M4 21.62 dBV/m	Grid 6 M4 21.44 dBV/m
Grid 7 M4 22.29 dBV/m	Grid 8 M4 24.41 dBV/m	Grid 9 M4 24.41 dBV/m

Cursor:

Total = 24.41 dBV/m

E Category: M4

Location: -9, 25, 8.7 mm



0 dB = 16.62 V/m = 24.41 dBV/m

#11_HAC_E_CDMA BC1_1xRTT, RC1 SO3, 18th Rate_Ch600

Communication System: CDMA2000, RC1, SO3, 1/8th Rate 25 fr.; Frequency: 1880 MHz; Duty Cycle: 1:8.3

Medium: Air Medium parameters used: $\sigma = 0$ S/m, $\epsilon_r = 1$; $\rho = 1000$ kg/m³

Ambient Temperature : 23.2 °C

DASY5 Configuration

- Probe: ER3DV6 - SN2358; ConvF(1, 1, 1); Calibrated: 2016/1/19;
- Sensor-Surface: (Fix Surface)
- Electronics: DAE4 Sn1399; Calibrated: 2015/11/23
- Phantom: HAC Test Arch with AMCC; Type: SD HAC P01 BA;
- Measurement SW: DASY52, Version 52.8 (7); SEMCAD X Version 14.6.10 (7164)

Ch600/E Scan - ER3D: 15 mm from Probe Center to the Device/Hearing Aid

Compatibility Test (101x101x1): Interpolated grid: dx=0.5000 mm, dy=0.5000 mm

Device Reference Point: 0, 0, -6.3 mm

Reference Value = 11.78 V/m; Power Drift = -0.07 dB

Applied MIF = 3.26 dB

RF audio interference level = 23.82 dBV/m

Emission category: M4

MIF scaled E-field


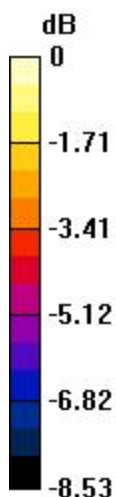
Grid 1 M4 23.4 dBV/m	Grid 2 M4 22.89 dBV/m	Grid 3 M4 22.3 dBV/m
Grid 4 M4 17.94 dBV/m	Grid 5 M4 20.9 dBV/m	Grid 6 M4 20.82 dBV/m
Grid 7 M4 20.6 dBV/m	Grid 8 M4 23.73 dBV/m	Grid 9 M4 23.82 dBV/m

Cursor:

Total = 23.82 dBV/m

E Category: M4

Location: -12, 25, 8.7 mm



0 dB = 15.52 V/m = 23.82 dBV/m

#12_HAC_E_CDMA BC1_1xRTT, RC1 SO3, 18th Rate_Ch1175

Communication System: CDMA2000, RC1, SO3, 1/8th Rate 25 fr.; Frequency: 1908.75 MHz; Duty Cycle: 1:8.3

Medium: Air Medium parameters used: $\sigma = 0$ S/m, $\epsilon_r = 1$; $\rho = 1000$ kg/m³

Ambient Temperature : 23.2 °C

DASY5 Configuration

- Probe: ER3DV6 - SN2358; ConvF(1, 1, 1); Calibrated: 2016/1/19;
- Sensor-Surface: (Fix Surface)
- Electronics: DAE4 Sn1399; Calibrated: 2015/11/23
- Phantom: HAC Test Arch with AMCC; Type: SD HAC P01 BA;
- Measurement SW: DASY52, Version 52.8 (7); SEMCAD X Version 14.6.10 (7164)

Ch1175/E Scan - ER3D: 15 mm from Probe Center to the Device/Hearing Aid

Compatibility Test (101x101x1): Interpolated grid: dx=0.5000 mm, dy=0.5000 mm

Device Reference Point: 0, 0, -6.3 mm

Reference Value = 11.82 V/m; Power Drift = -0.05 dB

Applied MIF = 3.26 dB

RF audio interference level = 23.26 dBV/m

Emission category: M4

MIF scaled E-field


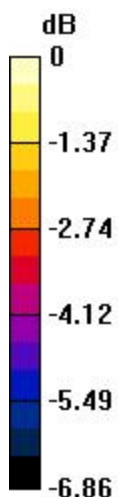
Grid 1 M4 21.78 dBV/m	Grid 2 M4 22.73 dBV/m	Grid 3 M4 22.73 dBV/m
Grid 4 M4 18.53 dBV/m	Grid 5 M4 20.07 dBV/m	Grid 6 M4 20.01 dBV/m
Grid 7 M4 19.63 dBV/m	Grid 8 M4 23.09 dBV/m	Grid 9 M4 23.26 dBV/m

Cursor:

Total = 23.26 dBV/m

E Category: M4

Location: -11, 25, 8.7 mm



0 dB = 14.55 V/m = 23.26 dBV/m