

## HAC\_E\_Dipole\_835

### DUT: HAC-Dipole 835 MHz

Communication System: CW; Frequency: 835 MHz; Duty Cycle: 1:1  
 Medium: Air Medium parameters used:  $\sigma = 0$  S/m,  $\epsilon_r = 1$ ;  $\rho = 0$  kg/m<sup>3</sup>  
 Ambient Temperature : 23.2 °C

#### DASY5 Configuration

- Probe: ER3DV6 - SN2358; ConvF(1, 1, 1); Calibrated: 2016/1/19;
- Sensor-Surface: (Fix Surface)
- Electronics: DAE4 Sn1399; Calibrated: 2015/11/23
- Phantom: HAC Test Arch with AMCC; Type: SD HAC P01 BA;
- Measurement SW: DASY52, Version 52.8 (7); SEMCAD X Version 14.6.10 (7164)

### E Scan - measurement distance from the probe sensor center to CD835 = 10mm & 15mm/Hearing Aid Compatibility Test at 15mm distance (41x361x1): Interpolated grid:

dx=0.5000 mm, dy=0.5000 mm

Device Reference Point: 0, 0, -6.3 mm

Reference Value = 108.9 V/m; Power Drift = 0.11 dB

PMR not calibrated. PMF = 1.000 is applied.

E-field emissions = 111.9 V/m

Average value of Total=(111.9+105.5) / 2 = 108.7 V/m

PMF scaled E-field

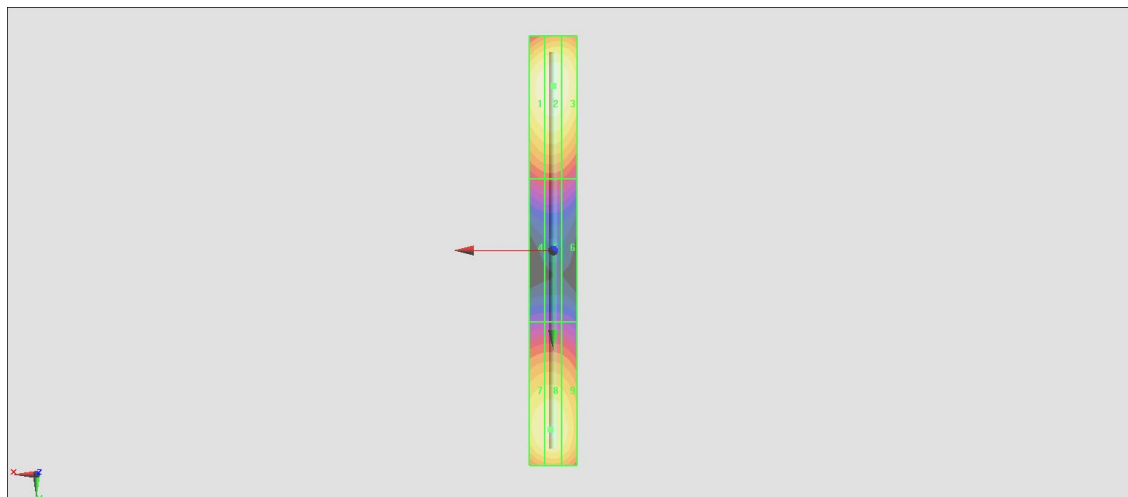
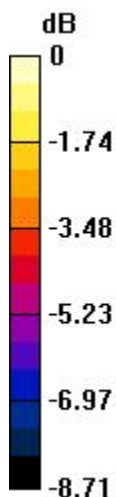
<b>Grid 1 M4</b> <b>110.2 V/m</b>	<b>Grid 2 M4</b> <b>111.9 V/m</b>	<b>Grid 3 M4</b> <b>109.9 V/m</b>
<b>Grid 4 M4</b> <b>71.11 V/m</b>	<b>Grid 5 M4</b> <b>71.79 V/m</b>	<b>Grid 6 M4</b> <b>70.05 V/m</b>
<b>Grid 7 M4</b> <b>104.8 V/m</b>	<b>Grid 8 M4</b> <b>105.5 V/m</b>	<b>Grid 9 M4</b> <b>102.3 V/m</b>

#### Cursor:

Total = 111.9 V/m

E Category: M4

Location: 0, -69, 9.7 mm



0 dB = 111.9 V/m = 40.98 dBV/m

## HAC\_E\_Dipole\_1880

### DUT: HAC Dipole 1880 MHz

Communication System: CW; Frequency: 1880 MHz; Duty Cycle: 1:1  
 Medium: Air Medium parameters used:  $\sigma = 0$  S/m,  $\epsilon_r = 1$ ;  $\rho = 0$  kg/m<sup>3</sup>  
 Ambient Temperature : 23.2 °C

#### DASY5 Configuration

- Probe: ER3DV6 - SN2358; ConvF(1, 1, 1); Calibrated: 2016/1/19;
- Sensor-Surface: (Fix Surface)
- Electronics: DAE4 Sn1399; Calibrated: 2015/11/23
- Phantom: HAC Test Arch with AMCC; Type: SD HAC P01 BA;
- Measurement SW: DASY52, Version 52.8 (7); SEMCAD X Version 14.6.10 (7164)

**E Scan - measurement distance from the probe sensor center to CD1880 = 10mm & 15mm/Hearing Aid Compatibility Test at 15mm distance (41x181x1):** Interpolated grid:  
 dx=0.5000 mm, dy=0.5000 mm

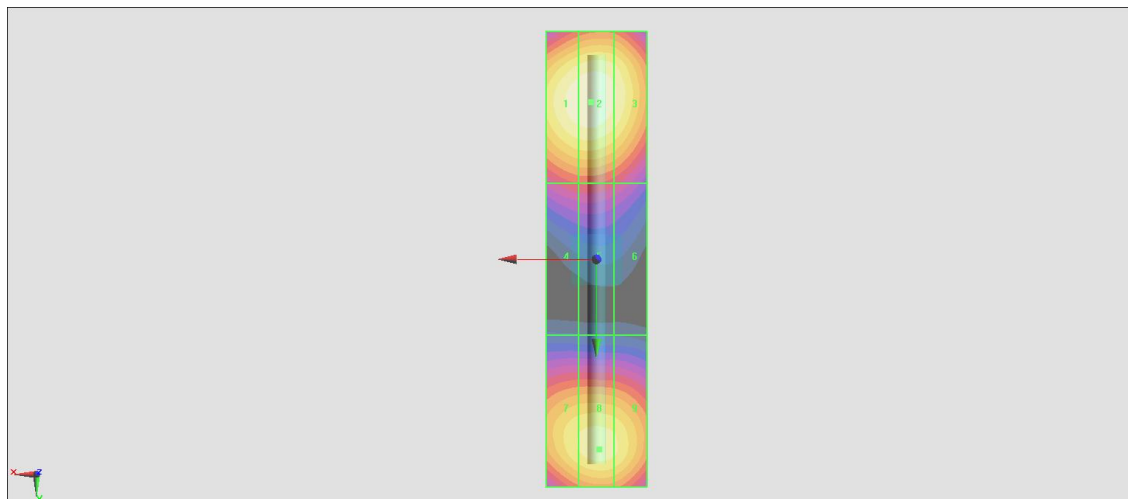
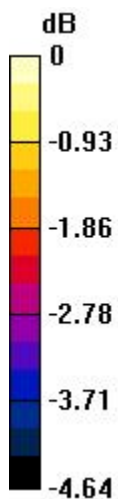
Device Reference Point: 0, 0, -6.3 mm  
 Reference Value = 147.0 V/m; Power Drift = 0.02 dB  
 PMR not calibrated. PMF = 1.000 is applied.  
 E-field emissions = 88.86 V/m  
 Average value of Total=(88.86+84.55) / 2 = 86.705 V/m

PMF scaled E-field

Grid 1 <b>M3</b> <b>88.12 V/m</b>	Grid 2 <b>M3</b> <b>88.86 V/m</b>	Grid 3 <b>M3</b> <b>86.26 V/m</b>
Grid 4 <b>M3</b> <b>69.47 V/m</b>	Grid 5 <b>M3</b> <b>69.70 V/m</b>	Grid 6 <b>M3</b> <b>67.76 V/m</b>
Grid 7 <b>M3</b> <b>83.12 V/m</b>	Grid 8 <b>M3</b> <b>84.55 V/m</b>	Grid 9 <b>M3</b> <b>83.53 V/m</b>

**Cursor:**

Total = 88.86 V/m  
 E Category: M3  
 Location: 1, -31, 9.7 mm



0 dB = 88.86 V/m = 38.97 dBV/m