

HAC_E_Dipole_835_160802

DUT: HAC-Dipole 835 MHz

Communication System: CW; Frequency: 835 MHz; Duty Cycle: 1:1

Medium: Air Medium parameters used: $\sigma = 0$ S/m, $\epsilon_r = 1$; $\rho = 0$ kg/m³

Ambient Temperature : 23.5 °C

DASY5 Configuration

- Probe: ER3DV6 - SN2358; ConvF(1, 1, 1); Calibrated: 2016/1/19;
- Sensor-Surface: (Fix Surface)
- Electronics: DAE3 Sn495; Calibrated: 2016/5/27
- Phantom: HAC Test Arch with AMCC; Type: SD HAC P01 BA;
- Measurement SW: DASY52, Version 52.8 (7); SEMCAD X Version 14.6.10 (7164)

E Scan - measurement distance from the probe sensor center to CD835 = 10mm & 15mm/Hearing Aid Compatibility Test at 15mm distance (41x361x1): Interpolated grid:

dx=0.5000 mm, dy=0.5000 mm

Device Reference Point: 0, 0, -6.3 mm

Reference Value = 126.2 V/m; Power Drift = 0.01 dB

PMR not calibrated. PMF = 1.000 is applied.

E-field emissions = 111.3 V/m

Average value of Total=(111.3+110.8) / 2 = 111.05 V

PMF scaled E-field

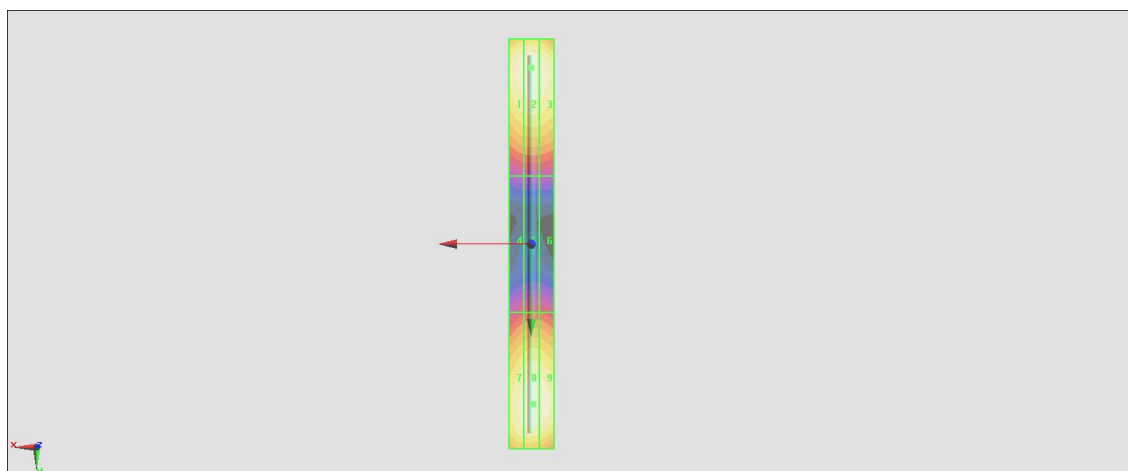
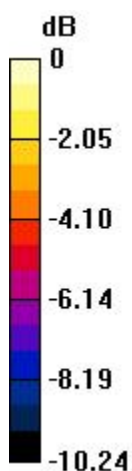
Grid 1 M4 109.0 V/m	Grid 2 M4 111.3 V/m	Grid 3 M4 109.6 V/m
Grid 4 M4 63.05 V/m	Grid 5 M4 64.97 V/m	Grid 6 M4 64.55 V/m
Grid 7 M4 107.2 V/m	Grid 8 M4 110.8 V/m	Grid 9 M4 109.9 V/m

Cursor:

Total = 111.3 V/m

E Category: M4

Location: 0, -77.5, 9.7 mm



0 dB = 111.3 V/m = 40.93 dBV/m

HAC_E_Dipole_1880_160802

DUT: HAC Dipole 1880 MHz

Communication System: CW; Frequency: 1880 MHz; Duty Cycle: 1:1
 Medium: Air Medium parameters used: $\sigma = 0$ S/m, $\epsilon_r = 1$; $\rho = 0$ kg/m³
 Ambient Temperature : 23.5 °C

DASY5 Configuration

- Probe: ER3DV6 - SN2358; ConvF(1, 1, 1); Calibrated: 2016/1/19;
- Sensor-Surface: (Fix Surface)
- Electronics: DAE3 Sn495; Calibrated: 2016/5/27
- Phantom: HAC Test Arch with AMCC; Type: SD HAC P01 BA;
- Measurement SW: DASY52, Version 52.8 (7); SEMCAD X Version 14.6.10 (7164)

E Scan - measurement distance from the probe sensor center to CD1880 = 10mm & 15mm/Hearing Aid Compatibility Test at 15mm distance (41x181x1): Interpolated grid:
 dx=0.5000 mm, dy=0.5000 mm

Device Reference Point: 0, 0, -6.3 mm

Reference Value = 137.2 V/m; Power Drift = -0.02 dB

PMR not calibrated. PMF = 1.000 is applied.

E-field emissions = 89.25 V/m

Average value of Total=(88.07+89.25) / 2 = 88.66 V

PMF scaled E-field

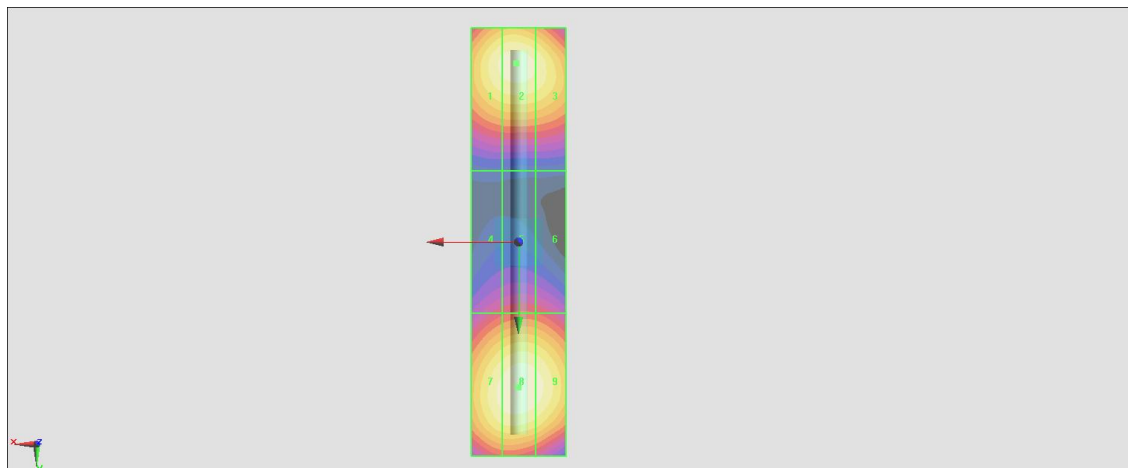
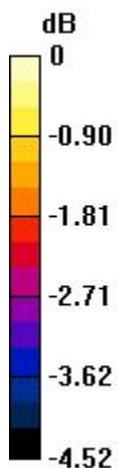
Grid 1 M3 87.03 V/m	Grid 2 M3 88.07 V/m	Grid 3 M3 86.20 V/m
Grid 4 M3 69.47 V/m	Grid 5 M3 70.86 V/m	Grid 6 M3 70.40 V/m
Grid 7 M3 87.39 V/m	Grid 8 M3 89.25 V/m	Grid 9 M3 87.97 V/m

Cursor:

Total = 89.25 V/m

E Category: M3

Location: 0, 30.5, 9.7 mm



0 dB = 89.25 V/m = 39.01 dBV/m

HAC_E_Dipole_2600_160802

DUT: HAC Dipole 2600 MHz

Communication System: CW; Frequency: 2600 MHz; Duty Cycle: 1:1
 Medium: Air Medium parameters used: $\sigma = 0$ S/m, $\epsilon_r = 1$; $\rho = 0$ kg/m³
 Ambient Temperature : 23.5 °C

DASY5 Configuration

- Probe: ER3DV6 - SN2358; ConvF(1, 1, 1); Calibrated: 2016/1/19;
- Sensor-Surface: (Fix Surface)
- Electronics: DAE3 Sn495; Calibrated: 2016/5/27
- Phantom: HAC Test Arch with AMCC; Type: SD HAC P01 BA;
- Measurement SW: DASY52, Version 52.8 (7); SEMCAD X Version 14.6.10 (7164)

E Scan - measurement distance from the probe sensor center to CD2600 = 10mm & 15mm/Hearing Aid Compatibility Test at 15mm distance (41x181x1): Interpolated grid:
 dx=0.5000 mm, dy=0.5000 mm

Device Reference Point: 0, 0, -6.3 mm

Reference Value = 69.62 V/m; Power Drift = 0.02 dB

PMR not calibrated. PMF = 1.000 is applied.

E-field emissions = 91.55 V/m

Average value of Total=(84.03+91.55) / 2 = 87.79 V/m

PMF scaled E-field

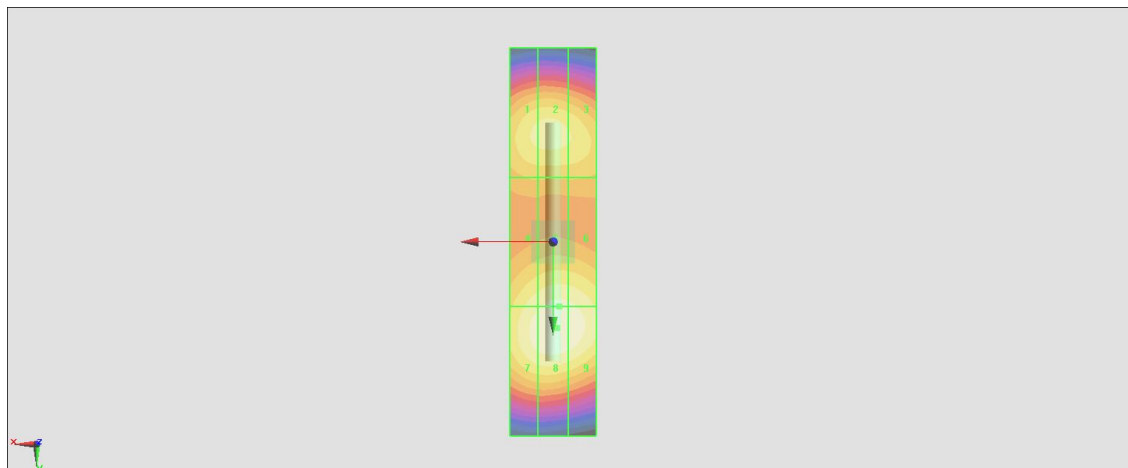
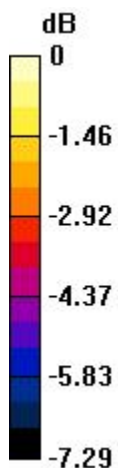
Grid 1 M3 83.28 V/m	Grid 2 M3 84.03 V/m	Grid 3 M3 82.34 V/m
Grid 4 M3 85.88 V/m	Grid 5 M3 88.52 V/m	Grid 6 M3 88.01 V/m
Grid 7 M3 89.11 V/m	Grid 8 M3 91.55 V/m	Grid 9 M3 90.73 V/m

Cursor:

Total = 91.55 V/m

E Category: M3

Location: -1, 20, 9.7 mm



0 dB = 91.55 V/m = 39.23 dBV/m