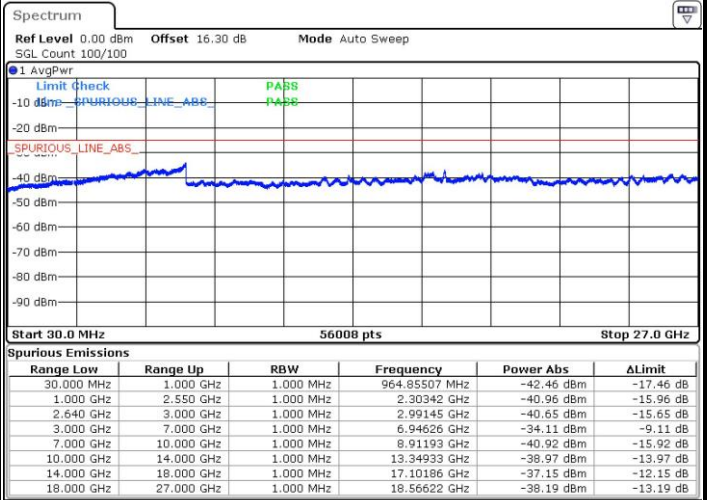
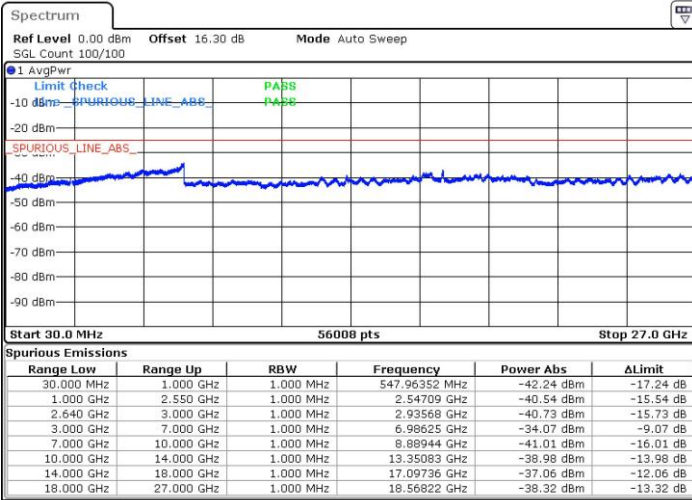




LTE Band 38 / 20MHz

Middle Channel / QPSK

Middle Channel / 16QAM

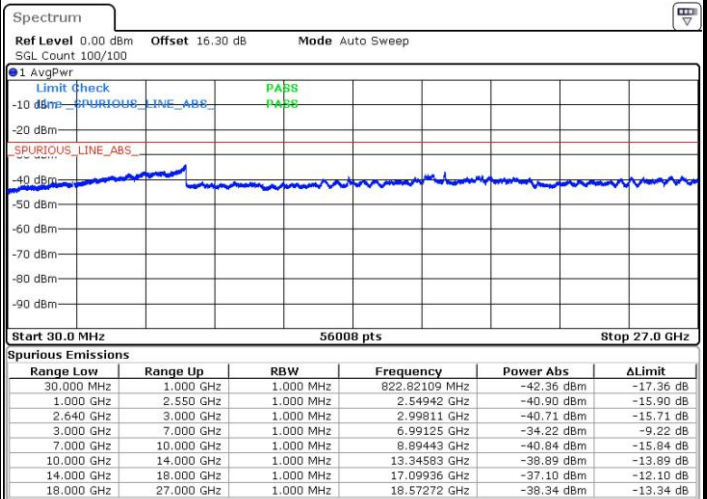
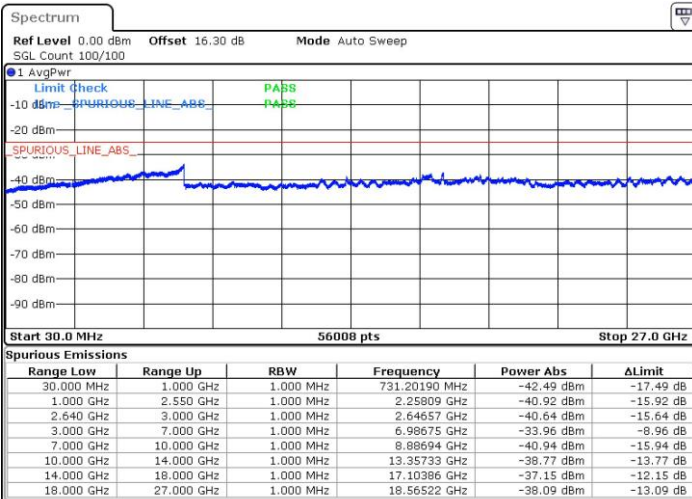


Date: 14.MAY.2016 18:49:20

Date: 14.MAY.2016 18:50:22

Highest Channel / QPSK

Highest Channel / 16QAM



Date: 14.MAY.2016 18:51:25

Date: 14.MAY.2016 18:52:28



Frequency Stability

Test Conditions		LTE Band 38 (QPSK) / Middle Channel	Limit
Temperature (°C)	Voltage (Volt)	BW 10MHz	Note 2.
		Deviation (ppm)	Result
50	Normal Voltage	0.0002	PASS
40	Normal Voltage	0.0112	
30	Normal Voltage	0.0001	
20(Ref.)	Normal Voltage	0.0000	
10	Normal Voltage	0.0108	
0	Normal Voltage	0.0105	
-10	Normal Voltage	0.0009	
-20	Normal Voltage	0.0000	
-30	Normal Voltage	0.0007	
20	Maximum Voltage	0.0111	
20	Normal Voltage	0.0000	
20	Battery End Point	0.0005	

Note:

1. Normal Voltage = 3.8V. ; Battery End Point (BEP) = 3.4 V. ; Maximum Voltage =4.35 V
2. The frequency fundamental emissions stay within the authorized frequency block.



## Appendix B. Test Results of Radiated Test

### ERP/EIRP

LTE Band 25 / 1.4MHz (Average)							
Channel	Modulation	RB		Horizontal		Vertical	
		Size	Offset	EIRP(dBm)	EIRP(W)	EIRP(dBm)	EIRP(W)
Lowest	QPSK	1	3	19.78	0.0951	21.38	0.1374
Middle		1	3	20.74	0.1186	22.13	0.1633
Highest		1	3	21.13	0.1297	22.52	0.1786
Lowest	16QAM	1	3	18.93	0.0782	20.52	0.1127
Middle		1	3	19.87	0.0971	21.23	0.1327
Highest		1	3	20.26	0.1062	21.61	0.1449
Limit	EIRP < 2W			Result		PASS	

LTE Band 25 / 3MHz (Average)							
Channel	Modulation	RB		Horizontal		Vertical	
		Size	Offset	EIRP(dBm)	EIRP(W)	EIRP(dBm)	EIRP(W)
Lowest	QPSK	1	8	19.54	0.0899	21.04	0.1271
Middle		1	8	20.33	0.1079	21.64	0.1459
Highest		1	8	20.83	0.1211	21.93	0.1560
Lowest	16QAM	1	8	18.66	0.0735	20.17	0.1040
Middle		1	8	19.54	0.0899	20.80	0.1202
Highest		1	8	20.10	0.1023	21.29	0.1346
Limit	EIRP < 2W			Result		PASS	



LTE Band 25 / 5MHz (Average)							
Channel	Modulation	RB		Horizontal		Vertical	
		Size	Offset	EIRP(dBm)	EIRP(W)	EIRP(dBm)	EIRP(W)
Lowest	QPSK	1	0	19.82	0.0959	21.30	0.1349
Middle		1	0	20.73	0.1183	21.93	0.1560
Highest		1	0	21.38	0.1374	22.33	0.1710
Lowest	16QAM	1	0	18.99	0.0793	20.55	0.1135
Middle		1	0	19.98	0.0995	21.27	0.1340
Highest		1	0	20.44	0.1107	21.44	0.1393
Limit	EIRP < 2W			Result		PASS	

LTE Band 25 / 10MHz (Average)							
Channel	Modulation	RB		Horizontal		Vertical	
		Size	Offset	EIRP(dBm)	EIRP(W)	EIRP(dBm)	EIRP(W)
Lowest	QPSK	1	0	20.06	0.1014	21.66	0.1466
Middle		1	0	20.94	0.1242	22.01	0.1589
Highest		1	0	21.47	0.1403	22.43	0.1750
Lowest	16QAM	1	0	19.26	0.0843	20.81	0.1205
Middle		1	0	20.09	0.1021	21.14	0.1300
Highest		1	0	20.56	0.1138	21.51	0.1416
Limit	EIRP < 2W			Result		PASS	

LTE Band 25 / 15MHz (Average)							
Channel	Modulation	RB		Horizontal		Vertical	
		Size	Offset	EIRP(dBm)	EIRP(W)	EIRP(dBm)	EIRP(W)
Lowest	QPSK	1	0	20.26	0.1062	21.92	0.1556
Middle		1	0	21.09	0.1285	22.39	0.1734
Highest		1	0	21.55	0.1429	22.90	0.1950
Lowest	16QAM	1	0	19.49	0.0889	21.16	0.1306
Middle		1	0	20.20	0.1047	21.52	0.1419
Highest		1	0	20.68	0.1169	22.05	0.1603
Limit	EIRP < 2W			Result		PASS	



LTE Band 25 / 20MHz (Average)							
Channel	Modulation	RB		Horizontal		Vertical	
		Size	Offset	EIRP(dBm)	EIRP(W)	EIRP(dBm)	EIRP(W)
Lowest	QPSK	1	0	20.53	0.1130	22.17	0.1648
Middle		1	0	20.80	0.1202	22.25	0.1679
Highest		1	0	21.37	0.1371	22.90	0.1950
Lowest	16QAM	1	0	19.51	0.0893	21.11	0.1291
Middle		1	0	19.91	0.0979	21.40	0.1380
Highest		1	0	20.55	0.1135	22.08	0.1614
Limit	EIRP < 2W			Result		PASS	



LTE Band 12 / 1.4MHz (Average)							
Channel	Modulation	RB		Horizontal		Vertical	
		Size	Offset	ERP(dBm)	ERP(W)	ERP(dBm)	ERP(W)
Lowest	QPSK	1	3	12.10	0.0162	14.20	0.0263
Middle		1	3	14.13	0.0259	16.28	0.0425
Highest		1	3	15.20	0.0331	17.28	0.0535
Lowest	16QAM	1	3	11.29	0.0135	13.38	0.0218
Middle		1	3	12.24	0.0167	14.33	0.0271
Highest		1	3	13.74	0.0237	16.03	0.0401
Limit	ERP < 3W			Result		PASS	

LTE Band 12 / 3MHz (Average)							
Channel	Modulation	RB		Horizontal		Vertical	
		Size	Offset	ERP(dBm)	ERP(W)	ERP(dBm)	ERP(W)
Lowest	QPSK	1	8	12.47	0.0177	14.45	0.0279
Middle		1	8	14.14	0.0259	16.26	0.0423
Highest		1	8	15.51	0.0356	17.77	0.0598
Lowest	16QAM	1	8	11.39	0.0138	13.16	0.0207
Middle		1	8	12.19	0.0166	14.29	0.0269
Highest		1	8	13.45	0.0221	15.76	0.0377
Limit	ERP < 3W			Result		PASS	

LTE Band 12 / 5MHz (Average)							
Channel	Modulation	RB		Horizontal		Vertical	
		Size	Offset	ERP(dBm)	ERP(W)	ERP(dBm)	ERP(W)
Lowest	QPSK	1	24	14.36	0.0273	16.45	0.0442
Middle		1	24	14.59	0.0288	16.84	0.0483
Highest		1	24	15.01	0.0317	17.30	0.0537
Lowest	16QAM	1	24	11.75	0.0150	13.85	0.0243
Middle		1	24	12.43	0.0175	14.65	0.0292
Highest		1	24	13.61	0.0230	15.95	0.0394
Limit	ERP < 3W			Result		PASS	



LTE Band 12 / 10MHz (Average)							
Channel	Modulation	RB		Horizontal		Vertical	
		Size	Offset	ERP(dBm)	ERP(W)	ERP(dBm)	ERP(W)
Lowest	QPSK	1	0	12.16	0.0164	14.18	0.0262
Middle		1	0	14.32	0.0270	16.30	0.0427
Highest		1	0	14.64	0.0291	16.59	0.0456
Lowest	16QAM	1	25	11.89	0.0155	13.89	0.0245
Middle		1	25	12.13	0.0163	14.24	0.0265
Highest		1	25	12.87	0.0194	15.10	0.0324
Limit	ERP < 3W			Result		PASS	



LTE Band 17 / 5MHz (Average)							
Channel	Modulation	RB		Horizontal		Vertical	
		Size	Offset	ERP(dBm)	ERP(W)	ERP(dBm)	ERP(W)
Lowest	QPSK	1	24	15.14	0.0327	17.54	0.0568
Middle		1	24	14.78	0.0301	17.13	0.0516
Highest		1	24	15.00	0.0316	17.41	0.0551
Lowest	16QAM	1	12	14.46	0.0279	16.62	0.0459
Middle		1	12	14.52	0.0283	16.83	0.0482
Highest		1	12	14.99	0.0316	17.30	0.0537
Limit	ERP < 3W			Result		PASS	

LTE Band 17 / 10MHz (Average)							
Channel	Modulation	RB		Horizontal		Vertical	
		Size	Offset	ERP(dBm)	ERP(W)	ERP(dBm)	ERP(W)
Lowest	QPSK	1	0	14.74	0.0298	16.45	0.0442
Middle		1	0	14.73	0.0297	16.75	0.0473
Highest		1	0	14.55	0.0285	16.62	0.0459
Lowest	16QAM	1	25	12.46	0.0176	14.73	0.0297
Middle		1	25	12.68	0.0185	14.97	0.0314
Highest		1	25	13.17	0.0207	15.21	0.0332
Limit	ERP < 3W			Result		PASS	



LTE Band 38 / 5MHz (Average)							
Channel	Modulation	RB		Horizontal		Vertical	
		Size	Offset	EIRP(dBm)	EIRP(W)	EIRP(dBm)	EIRP(W)
Lowest	QPSK	1	12	21.51	0.1416	21.59	0.1442
Middle		1	12	21.35	0.1365	21.68	0.1472
Highest		1	12	21.94	0.1563	22.25	0.1679
Lowest	16QAM	1	0	19.81	0.0957	20.03	0.1007
Middle		1	0	19.59	0.0910	20.05	0.1012
Highest		1	0	20.10	0.1023	20.47	0.1114
Limit	EIRP < 2W			Result		PASS	

LTE Band 38 / 10MHz (Average)							
Channel	Modulation	RB		Horizontal		Vertical	
		Size	Offset	EIRP(dBm)	EIRP(W)	EIRP(dBm)	EIRP(W)
Lowest	QPSK	1	25	20.71	0.1178	21.24	0.1330
Middle		1	25	21.50	0.1413	21.82	0.1521
Highest		1	25	21.90	0.1549	22.35	0.1718
Lowest	16QAM	1	0	19.19	0.0830	19.43	0.0877
Middle		1	0	19.82	0.0959	20.15	0.1035
Highest		1	0	20.18	0.1042	20.63	0.1156
Limit	EIRP < 2W			Result		PASS	

LTE Band 38 / 15MHz (Average)							
Channel	Modulation	RB		Horizontal		Vertical	
		Size	Offset	EIRP(dBm)	EIRP(W)	EIRP(dBm)	EIRP(W)
Lowest	QPSK	1	0	20.74	0.1186	21.23	0.1327
Middle		1	0	21.85	0.1531	22.25	0.1679
Highest		1	0	22.01	0.1589	22.42	0.1746
Lowest	16QAM	1	0	19.95	0.0989	20.34	0.1081
Middle		1	0	20.06	0.1014	20.43	0.1104
Highest		1	0	20.22	0.1052	20.65	0.1161
Limit	EIRP < 2W			Result		PASS	



LTE Band 38 / 20MHz (Average)							
Channel	Modulation	RB		Horizontal		Vertical	
		Size	Offset	EIRP(dBm)	EIRP(W)	EIRP(dBm)	EIRP(W)
Lowest	QPSK	1	0	21.96	0.1570	22.33	0.1710
Middle		1	0	21.82	0.1521	22.28	0.1690
Highest		1	0	21.86	0.1535	22.39	0.1734
Lowest	16QAM	1	0	19.42	0.0875	19.73	0.0940
Middle		1	0	20.07	0.1016	20.53	0.1130
Highest		1	0	20.13	0.1030	20.75	0.1189
Limit	EIRP < 2W			Result		PASS	



**Radiated Spurious Emission**

**LTE Band 25**

LTE Band 25 / 1.4MHz / QPSK										
Channel	Frequency ( MHz )	EIRP ( dBm )	Limit ( dBm )	Over Limit ( dB )	SPA Reading (dBm)	S.G. Power ( dBm )	TX Cable loss ( dB )	TX Antenna Gain (dBi)	Polarization (H/V)	
Lowest	3700	-60.95	-13	-47.95	-54.76	-67.52	1.67	8.24	H	
	5548	-62.80	-13	-49.80	-63.37	-69.87	2.65	9.72	H	
	7403	-52.85	-13	-39.85	-58.83	-62.00	2.46	11.61	H	
	9251	-38.84	-13	-25.84	-48.82	-48.90	2.54	12.60	H	
	12954	-42.21	-13	-29.21	-59.22	-52.24	2.92	12.94	H	
										H
	3700	-57.58	-13	-44.58	-51.14	-64.15	1.67	8.24	V	
	5548	-63.57	-13	-50.57	-64.1	-70.64	2.65	9.72	V	
	7403	-55.06	-13	-42.06	-61.34	-64.21	2.46	11.61	V	
	9251	-45.76	-13	-32.76	-54.3	-55.82	2.54	12.60	V	
	12954	-47.91	-13	-34.91	-64.12	-57.94	2.92	12.94	V	
									V	
Middle	3756	-59.46	-13	-46.46	-53.33	-66.08	1.68	8.31	H	
	5639	-53.14	-13	-40.14	-53.95	-60.19	2.71	9.76	H	
	7515	-55.08	-13	-42.08	-61.31	-64.46	2.42	11.81	H	
	9398	-42.66	-13	-29.66	-53.17	-52.63	2.57	12.54	H	
	13154	-43.56	-13	-30.56	-61.13	-53.81	2.97	13.22	H	
										H
	3756	-59.95	-13	-46.95	-53.6	-66.57	1.68	8.31	V	
	5639	-56.45	-13	-43.45	-57.2	-63.50	2.71	9.76	V	
	7515	-55.58	-13	-42.58	-62.1	-64.96	2.42	11.81	V	
	9398	-49.10	-13	-36.10	-57.96	-59.07	2.57	12.54	V	
	13154	-46.57	-13	-33.57	-63.3	-56.82	2.97	13.22	V	
									V	



LTE Band 25 / 1.4MHz / QPSK									
Channel	Frequency ( MHz )	EIRP ( dBm )	Limit ( dBm )	Over Limit ( dB )	SPA Reading (dBm)	S.G. Power ( dBm )	TX Cable loss ( dB )	TX Antenna Gain (dBi)	Polarization (H/V)
Highest	3826	-61.87	-13	-48.87	-55.83	-68.55	1.71	8.39	H
	5744	-59.05	-13	-46.05	-60.14	-66.08	2.77	9.80	H
	7655	-57.39	-13	-44.39	-63.85	-66.90	2.38	11.89	H
	9566	-46.38	-13	-33.38	-57.51	-56.24	2.60	12.46	H
	13395	-41.19	-13	-28.19	-59.34	-51.71	3.03	13.55	H
									H
									H
	3826	-57.59	-13	-44.59	-51.35	-64.27	1.71	8.39	V
	5744	-57.61	-13	-44.61	-58.62	-64.64	2.77	9.80	V
	7655	-54.80	-13	-41.80	-61.49	-64.31	2.38	11.89	V
	9566	-49.88	-13	-36.88	-59.2	-59.74	2.60	12.46	V
	13395	-42.44	-13	-29.44	-59.74	-52.96	3.03	13.55	V
									V
									V

Remark: Spurious emissions within 30-1000MHz were found more than 20dB below limit line.



LTE Band 25 / 3MHz / QPSK										
Channel	Frequency ( MHz )	EIRP ( dBm )	Limit ( dBm )	Over Limit ( dB )	SPA Reading (dBm)	S.G. Power ( dBm )	TX Cable loss ( dB )	TX Antenna Gain (dBi)	Polarization (H/V)	
Lowest	3700	-59.29	-13	-46.29	-53.1	-65.86	1.67	8.24	H	
	5548	-62.52	-13	-49.52	-63.09	-69.59	2.65	9.72	H	
	7403	-53.94	-13	-40.94	-59.92	-63.09	2.46	11.61	H	
	9251	-40.98	-13	-27.98	-50.96	-51.04	2.54	12.60	H	
	12955	-44.10	-13	-31.10	-61.11	-54.13	2.92	12.95	H	
										H
	3700	-58.51	-13	-45.51	-52.07	-65.08	1.67	8.24	V	
	5548	-61.36	-13	-48.36	-61.89	-68.43	2.65	9.72	V	
	7403	-52.90	-13	-39.90	-59.18	-62.05	2.46	11.61	V	
	9251	-47.56	-13	-34.56	-56.13	-57.62	2.54	12.60	V	
	12955	-48.93	-13	-35.93	-65.14	-58.96	2.92	12.95	V	
										V
Middle	3756	-60.42	-13	-47.42	-54.29	-67.04	1.68	8.31	H	
	5639	-64.14	-13	-51.14	-64.95	-71.19	2.71	9.76	H	
	7515	-54.84	-13	-41.84	-61.07	-64.22	2.42	11.81	H	
	9391	-44.14	-13	-31.14	-54.65	-54.12	2.57	12.54	H	
	13154	-43.23	-13	-30.23	-60.8	-53.48	2.97	13.22	H	
										H
	3756	-59.06	-13	-46.06	-52.71	-65.68	1.68	8.31	V	
	5639	-63.47	-13	-50.47	-64.22	-70.52	2.71	9.76	V	
	7515	-54.70	-13	-41.70	-61.22	-64.08	2.42	11.81	V	
	9391	-48.37	-13	-35.37	-57.23	-58.35	2.57	12.54	V	
	13154	-45.08	-13	-32.08	-61.81	-55.33	2.97	13.22	V	
										V



LTE Band 25 / 3MHz / QPSK									
Channel	Frequency ( MHz )	EIRP ( dBm )	Limit ( dBm )	Over Limit ( dB )	SPA Reading (dBm)	S.G. Power ( dBm )	TX Cable loss ( dB )	TX Antenna Gain (dBi)	Polarization (H/V)
Highest	3826	-59.66	-13	-46.66	-53.62	-66.34	1.71	8.39	H
	5737	-58.51	-13	-45.51	-59.6	-65.54	2.76	9.79	H
	7648	-53.71	-13	-40.71	-60.17	-63.22	2.38	11.89	H
	9559	-45.67	-13	-32.67	-56.73	-55.53	2.60	12.46	H
	13382	-39.02	-13	-26.02	-57.14	-49.53	3.03	13.53	H
									H
									H
	3826	-59.22	-13	-46.22	-52.98	-65.90	1.71	8.39	V
	5737	-55.76	-13	-42.76	-56.77	-62.79	2.76	9.79	V
	7648	-50.23	-13	-37.23	-56.92	-59.74	2.38	11.89	V
	9559	-48.05	-13	-35.05	-57.3	-57.91	2.60	12.46	V
	13382	-43.16	-13	-30.16	-60.42	-53.67	3.03	13.53	V
									V
									V

Remark: Spurious emissions within 30-1000MHz were found more than 20dB below limit line.



LTE Band 25 / 5MHz / QPSK										
Channel	Frequency ( MHz )	EIRP ( dBm )	Limit ( dBm )	Over Limit ( dB )	SPA Reading (dBm)	S.G. Power ( dBm )	TX Cable loss ( dB )	TX Antenna Gain (dBi)	Polarization (H/V)	
Lowest	3700	-57.74	-13	-44.74	-51.55	-64.31	1.67	8.24	H	
	5548	-64.54	-13	-51.54	-65.11	-71.61	2.65	9.72	H	
	7403	-53.94	-13	-40.94	-59.92	-63.09	2.46	11.61	H	
	9251	-40.60	-13	-27.60	-50.58	-50.66	2.54	12.60	H	
	12955	-41.42	-13	-28.42	-58.43	-51.45	2.92	12.95	H	
										H
	3700	-57.85	-13	-44.85	-51.41	-64.42	1.67	8.24	V	
	5548	-62.11	-13	-49.11	-62.64	-69.18	2.65	9.72	V	
	7403	-53.48	-13	-40.48	-59.76	-62.63	2.46	11.61	V	
	9251	-46.88	-13	-33.88	-55.45	-56.94	2.54	12.60	V	
	12955	-47.65	-13	-34.65	-63.86	-57.68	2.92	12.95	V	
										V
Middle	3756	-59.99	-13	-46.99	-53.86	-66.61	1.68	8.31	H	
	5632	-55.43	-13	-42.43	-56.19	-62.48	2.70	9.75	H	
	7508	-54.17	-13	-41.17	-60.4	-63.55	2.43	11.80	H	
	9391	-42.19	-13	-29.19	-52.7	-52.17	2.57	12.54	H	
	13145	-40.25	-13	-27.25	-57.78	-50.49	2.97	13.20	H	
										H
	3756	-58.24	-13	-45.24	-51.89	-64.86	1.68	8.31	V	
	5632	-63.52	-13	-50.52	-64.23	-70.57	2.70	9.75	V	
	7508	-53.91	-13	-40.91	-60.43	-63.29	2.43	11.80	V	
	9391	-48.30	-13	-35.30	-57.16	-58.28	2.57	12.54	V	
	13145	-43.11	-13	-30.11	-59.8	-53.35	2.97	13.20	V	
										V



LTE Band 25 / 5MHz / QPSK									
Channel	Frequency ( MHz )	EIRP ( dBm )	Limit ( dBm )	Over Limit ( dB )	SPA Reading (dBm)	S.G. Power ( dBm )	TX Cable loss ( dB )	TX Antenna Gain (dBi)	Polarization (H/V)
Highest	3819	-60.26	-13	-47.26	-54.21	-66.93	1.70	8.38	H
	5730	-52.32	-13	-39.32	-53.36	-59.35	2.76	9.79	H
	7641	-53.60	-13	-40.60	-60.05	-63.10	2.38	11.88	H
	9552	-44.12	-13	-31.12	-55.19	-53.99	2.60	12.47	H
	13373	-39.60	-13	-26.60	-58.59	-50.10	3.02	13.52	H
									H
									H
	3819	-59.79	-13	-46.79	-53.55	-66.47	1.70	8.38	V
	5730	-52.33	-13	-39.33	-53.3	-59.36	2.76	9.79	V
	7641	-53.50	-13	-40.50	-60.19	-63.00	2.38	11.88	V
	9552	-48.89	-13	-35.89	-58.14	-58.76	2.60	12.47	V
	13373	-41.80	-13	-28.80	-59.06	-52.30	3.02	13.52	V
									V
									V

Remark: Spurious emissions within 30-1000MHz were found more than 20dB below limit line.



LTE Band 25 / 10MHz / QPSK										
Channel	Frequency ( MHz )	EIRP ( dBm )	Limit ( dBm )	Over Limit ( dB )	SPA Reading (dBm)	S.G. Power ( dBm )	TX Cable loss ( dB )	TX Antenna Gain (dBi)	Polarization (H/V)	
Lowest	3700	-59.43	-13	-46.43	-53.24	-66	1.67	8.24	H	
	5551	-62.83	-13	-49.83	-63.47	-69.9	2.65	9.72	H	
	7403	-54.50	-13	-41.50	-60.53	-63.65	2.46	11.61	H	
	9251	-39.38	-13	-26.38	-49.4	-49.44	2.54	12.60	H	
	12954	-43.95	-13	-30.95	-60.96	-53.98	2.92	12.94	H	
										H
	3700	-58.55	-13	-45.55	-52.14	-65.12	1.67	8.24	V	
	5551	-61.77	-13	-48.77	-62.3	-68.84	2.65	9.72	V	
	7403	-51.39	-13	-38.39	-57.96	-60.54	2.46	11.61	V	
	9251	-45.19	-13	-32.19	-53.76	-55.25	2.54	12.60	V	
	12954	-46.83	-13	-33.83	-63.04	-56.86	2.92	12.94	V	
										V
Middle	3749	-56.38	-13	-43.38	-50.27	-63	1.68	8.30	H	
	5625	-55.60	-13	-42.60	-56.4	-62.65	2.70	9.75	H	
	7501	-52.63	-13	-39.63	-58.93	-62	2.43	11.80	H	
	9377	-42.62	-13	-29.62	-53.08	-52.61	2.56	12.55	H	
	13125	-37.96	-13	-24.96	-55.44	-48.17	2.96	13.18	H	
										H
	3749	-58.03	-13	-45.03	-51.7	-64.65	1.68	8.30	V	
	5625	-63.49	-13	-50.49	-64.23	-70.54	2.70	9.75	V	
	7501	-55.24	-13	-42.24	-61.75	-64.61	2.43	11.80	V	
	9377	-48.56	-13	-35.56	-57.42	-58.55	2.56	12.55	V	
	13125	-43.19	-13	-30.19	-59.87	-53.4	2.96	13.18	V	
										V



LTE Band 25 / 10MHz / QPSK									
Channel	Frequency ( MHz )	EIRP ( dBm )	Limit ( dBm )	Over Limit ( dB )	SPA Reading (dBm)	S.G. Power ( dBm )	TX Cable loss ( dB )	TX Antenna Gain (dBi)	Polarization (H/V)
Highest	3812	-58.46	-13	-45.46	-52.49	-65.13	1.70	8.37	H
	5716	-60.80	-13	-47.80	-61.77	-67.84	2.75	9.79	H
	7620	-53.69	-13	-40.69	-60.21	-63.17	2.39	11.87	H
	9531	-41.62	-13	-28.62	-52.96	-51.51	2.60	12.48	H
	13335	-42.16	-13	-29.16	-60.1	-52.61	3.01	13.47	H
									H
									H
	3812	-59.84	-13	-46.84	-53.59	-66.51	1.70	8.37	V
	5716	-61.15	-13	-48.15	-62.08	-68.19	2.75	9.79	V
	7620	-41.02	-13	-28.02	-60.66	-50.5	2.39	11.87	V
	9531	-45.42	-13	-32.42	-54.58	-55.31	2.60	12.48	V
	13335	-45.14	-13	-32.14	-62.32	-55.59	3.01	13.47	V
									V
									V

Remark: Spurious emissions within 30-1000MHz were found more than 20dB below limit line.



LTE Band 25 / 15MHz / QPSK									
Channel	Frequency ( MHz )	EIRP ( dBm )	Limit ( dBm )	Over Limit ( dB )	SPA Reading (dBm)	S.G. Power ( dBm )	TX Cable loss ( dB )	TX Antenna Gain (dBi)	Polarization (H/V)
Lowest	3700	-58.67	-13	-45.67	-52.07	-65.24	1.67	8.24	H
	5555	-62.55	-13	-49.55	-63.21	-69.62	2.66	9.72	H
	7403	-52.99	-13	-39.99	-58.82	-62.14	2.46	11.61	H
	9251	-39.48	-13	-26.48	-49.41	-49.54	2.54	12.60	H
	12955	-41.43	-13	-28.43	-58.44	-51.46	2.92	12.95	H
									H
	3700	-59.74	-13	-46.74	-53.32	-66.31	1.67	8.24	V
	5555	-61.47	-13	-48.47	-61.92	-68.54	2.66	9.72	V
	7403	-50.53	-13	-37.53	-56.73	-59.68	2.46	11.61	V
	9251	-46.75	-13	-33.75	-54.64	-56.81	2.54	12.60	V
	12955	-47.58	-13	-34.58	-63.3	-57.61	2.92	12.95	V
									V
Middle	3749	-56.89	-13	-43.89	-50.34	-63.51	1.68	8.30	H
	5618	-63.46	-13	-50.46	-64.28	-70.51	2.69	9.75	H
	7494	-53.51	-13	-40.51	-59.37	-62.87	2.43	11.79	H
	9370	-40.32	-13	-27.32	-51.06	-50.31	2.56	12.55	H
	13116	-35.92	-13	-22.92	-53.27	-46.12	2.96	13.16	H
									H
	3749	-56.89	-13	-43.89	-50.6	-63.51	1.68	8.30	V
	5618	-63.46	-13	-50.46	-63.78	-70.51	2.69	9.75	V
	7494	-52.48	-13	-39.48	-59.37	-61.84	2.43	11.79	V
	9370	-46.92	-13	-33.92	-55.47	-56.91	2.56	12.55	V
	13116	-40.93	-13	-27.93	-56.99	-51.13	2.96	13.16	V
									V



LTE Band 25 / 15MHz / QPSK									
Channel	Frequency ( MHz )	EIRP ( dBm )	Limit ( dBm )	Over Limit ( dB )	SPA Reading (dBm)	S.G. Power ( dBm )	TX Cable loss ( dB )	TX Antenna Gain (dBi)	Polarization (H/V)
Highest	3798	-53.48	-13	-40.48	-47.42	-60.14	1.70	8.36	H
	5702	-60.43	-13	-47.43	-61.42	-67.47	2.74	9.78	H
	7606	-53.30	-13	-40.30	-59.71	-62.77	2.40	11.86	H
	9503	-38.37	-13	-25.37	-49.24	-48.28	2.59	12.50	H
	13306	-36.42	-13	-23.42	-54.37	-46.84	3.01	13.43	H
									H
									H
	3798	-54.75	-13	-41.75	-48.48	-61.41	1.70	8.36	V
	5702	-57.94	-13	-44.94	-58.87	-64.98	2.74	9.78	V
	7606	-51.20	-13	-38.20	-57.84	-60.67	2.40	11.86	V
	9503	-44.95	-13	-31.95	-54	-54.86	2.59	12.50	V
	13306	-41.06	-13	-28.06	-58.16	-51.48	3.01	13.43	V
									V
									V

Remark: Spurious emissions within 30-1000MHz were found more than 20dB below limit line.



LTE Band 25 / 20MHz / QPSK									
Channel	Frequency ( MHz )	EIRP ( dBm )	Limit ( dBm )	Over Limit ( dB )	SPA Reading (dBm)	S.G. Power ( dBm )	TX Cable loss ( dB )	TX Antenna Gain (dBi)	Polarization (H/V)
Lowest	3700	-56.75	-13	-43.75	-50.586	-63.32	1.67	8.24	H
	5555	-61.56	-13	-48.56	-62.13	-68.63	2.66	9.72	H
	7403	-52.61	-13	-39.61	-58.59	-61.76	2.46	11.61	H
	9258	-39.36	-13	-26.36	-49.39	-49.42	2.54	12.60	H
	12955	-41.32	-13	-28.32	-58.33	-51.35	2.92	12.95	H
									H
	3700	-57.23	-13	-44.23	-50.79	-63.80	1.67	8.24	V
	5555	-60.39	-13	-47.39	-60.92	-67.46	2.66	9.72	V
	7403	-52.54	-13	-39.54	-58.82	-61.69	2.46	11.61	V
	9258	-45.52	-13	-32.52	-54.13	-55.58	2.54	12.60	V
	12955	-46.33	-13	-33.33	-62.54	-56.36	2.92	12.95	V
									V
Middle	3742	-55.79	-13	-42.79	-49.65	-62.40	1.68	8.29	H
	5611	-63.13	-13	-50.13	-63.84	-70.19	2.69	9.74	H
	7487	-52.43	-13	-39.43	-58.63	-61.77	2.43	11.77	H
	9356	-39.79	-13	-26.79	-50.18	-49.79	2.56	12.56	H
	13097	-36.19	-13	-23.19	-53.64	-46.37	2.95	13.14	H
									H
	3742	-56.75	-13	-43.75	-50.37	-63.36	1.68	8.29	V
	5611	-61.36	-13	-48.36	-62.02	-68.42	2.69	9.74	V
	7487	-52.67	-13	-39.67	-59.17	-62.01	2.43	11.77	V
	9356	-45.90	-13	-32.90	-54.7	-55.90	2.56	12.56	V
	13097	-39.63	-13	-26.63	-56.24	-49.81	2.95	13.14	V
									V



LTE Band 25 / 20MHz / QPSK										
Channel	Frequency ( MHz )	EIRP ( dBm )	Limit ( dBm )	Over Limit ( dB )	SPA Reading (dBm)	S.G. Power ( dBm )	TX Cable loss ( dB )	TX Antenna Gain (dBi)	Polarization (H/V)	
Highest	3791	-57.46	-13	-44.46	-51.38	-64.11	1.70	8.35	H	
	5688	-60.69	-13	-47.69	-61.64	-67.73	2.73	9.78	H	
	7585	-55.57	-13	-42.57	-61.92	-65.02	2.40	11.85	H	
	9482	-41.99	-13	-28.99	-52.8	-51.91	2.59	12.51	H	
	13268	-34.58	-13	-21.58	-52.44	-44.96	3.00	13.38	H	
										H
										H
	3791	-57.75	-13	-44.75	-51.46	-64.40	1.70	8.35	V	
	5688	-59.29	-13	-46.29	-60.17	-66.33	2.73	9.78	V	
	7585	-53.74	-13	-40.74	-60.34	-63.19	2.40	11.85	V	
	9482	-46.65	-13	-33.65	-55.67	-56.57	2.59	12.51	V	
	13268	-40.86	-13	-27.86	-57.87	-51.24	3.00	13.38	V	
										V
										V

Remark: Spurious emissions within 30-1000MHz were found more than 20dB below limit line.



## LTE Band 12

LTE Band 12 / 1.4MHz / QPSK									
Channel	Frequency ( MHz )	ERP ( dBm )	Limit ( dBm )	Over Limit ( dB )	SPA Reading (dBm)	S.G. Power ( dBm )	TX Cable loss ( dB )	TX Antenna Gain (dBi)	Polarization (H/V)
Lowest	1400	-46.71	-13.00	-33.71	-32.23	-48.37	0.87	4.68	H
	2096	-64.94	-13.00	-51.94	-53.78	-65.81	1.16	4.19	H
	2796	-68.47	-13.00	-55.47	-60.32	-70.57	1.38	5.64	H
									H
									H
									H
									H
	1400	-43.79	-13.00	-30.79	-29.55	-45.45	0.87	4.68	V
	2096	-64.56	-13.00	-51.56	-53.01	-65.43	1.16	4.19	V
	2796	-69.56	-13.00	-56.56	-61.37	-71.66	1.38	5.64	V
									V
									V
									V
									V
Middle	1416	-45.82	-13.00	-32.82	-31.34	-47.57	0.87	4.78	H
	2120	-64.79	-13.00	-51.79	-53.80	-65.73	1.17	4.26	H
	2832	-64.59	-13.00	-51.59	-56.56	-66.71	1.39	5.67	H
									H
									H
									H
									H
	1416	-44.22	-13.00	-31.22	-29.98	-45.97	0.87	4.78	V
	2120	-64.52	-13.00	-51.52	-53.17	-65.46	1.17	4.26	V
	2827	-68.87	-13.00	-55.87	-60.73	-70.99	1.39	5.66	V
									V
									V
									V
									V
								V	



LTE Band 12 / 1.4MHz / QPSK									
Channel	Frequency ( MHz )	ERP ( dBm )	Limit ( dBm )	Over Limit ( dB )	SPA Reading (dBm)	S.G. Power ( dBm )	TX Cable loss ( dB )	TX Antenna Gain (dBi)	Polarization (H/V)
Highest	1432	-50.48	-13.00	-37.48	-36.10	-52.33	0.88	4.88	H
	2144	-54.86	-13.00	-41.86	-56.95	-55.86	1.18	4.33	H
	2856	-55.64	-13.00	-42.64	-60.67	-57.77	1.40	5.68	H
									H
									H
									H
									H
	1432	-49.28	-13.00	-36.28	-35.19	-51.13	0.88	4.88	V
	2144	-68.37	-13.00	-55.37	-57.12	-69.37	1.18	4.33	V
	2858	-68.74	-13.00	-55.74	-60.72	-70.87	1.40	5.69	V
									V
									V
									V
									V

Remark: Spurious emissions within 30-1000MHz were found more than 20dB below limit line.



LTE Band 12 / 3MHz / QPSK									
Channel	Frequency ( MHz )	ERP ( dBm )	Limit ( dBm )	Over Limit ( dB )	SPA Reading (dBm)	S.G. Power ( dBm )	TX Cable loss ( dB )	TX Antenna Gain (dBi)	Polarization (H/V)
Lowest	1400	-46.44	-13.00	-33.44	-31.96	-48.10	0.87	4.68	H
	2096	-66.44	-13.00	-53.44	-55.28	-67.31	1.16	4.19	H
	2796	-68.93	-13.00	-55.93	-60.78	-71.03	1.38	5.64	H
									H
									H
									H
									H
	1400	-44.70	-13.00	-31.70	-30.46	-46.36	0.87	4.68	V
	2096	-67.11	-13.00	-54.11	-55.56	-67.98	1.16	4.19	V
	2792	-69.26	-13.00	-56.26	-61.01	-71.36	1.38	5.63	V
									V
									V
									V
									V
Middle	1408	-45.79	-13.00	-32.79	-31.31	-47.50	0.87	4.73	H
	2118	-64.63	-13.00	-51.63	-53.64	-65.56	1.17	4.25	H
	2824	-68.63	-13.00	-55.63	-60.54	-70.75	1.39	5.66	H
									H
									H
									H
									H
	1408	-44.81	-13.00	-31.81	-30.57	-46.52	0.87	4.73	V
	2120	-64.79	-13.00	-51.79	-53.44	-65.73	1.17	4.26	V
	2824	-68.67	-13.00	-55.67	-60.53	-70.79	1.39	5.66	V
									V
									V
									V
									V



LTE Band 12 / 3MHz / QPSK									
Channel	Frequency ( MHz )	ERP ( dBm )	Limit ( dBm )	Over Limit ( dB )	SPA Reading (dBm)	S.G. Power ( dBm )	TX Cable loss ( dB )	TX Antenna Gain (dBi)	Polarization (H/V)
Highest	1424	-48.59	-13.00	-35.59	-34.21	-50.39	0.88	4.83	H
	2136	-68.37	-13.00	-55.37	-57.46	-69.35	1.18	4.31	H
	2848	-68.96	-13.00	-55.96	-60.99	-71.09	1.40	5.68	H
									H
									H
									H
									H
	1424	-46.49	-13.00	-33.49	-32.40	-48.29	0.88	4.83	V
	2136	-69.34	-13.00	-56.34	-58.09	-70.32	1.18	4.31	V
	2848	-68.49	-13.00	-55.49	-60.47	-70.62	1.40	5.68	V
									V
									V
									V
									V

Remark: Spurious emissions within 30-1000MHz were found more than 20dB below limit line.



LTE Band 12 / 5MHz / QPSK									
Channel	Frequency ( MHz )	ERP ( dBm )	Limit ( dBm )	Over Limit ( dB )	SPA Reading (dBm)	S.G. Power ( dBm )	TX Cable loss ( dB )	TX Antenna Gain (dBi)	Polarization (H/V)
Lowest	1400	-46.93	-13.00	-33.93	-32.45	-48.59	0.87	4.68	H
	2096	-64.11	-13.00	-51.11	-52.95	-64.98	1.16	4.19	H
	2800	-68.85	-13.00	-55.85	-60.70	-70.96	1.38	5.64	H
									H
									H
									H
									H
	1400	-46.48	-13.00	-33.48	-32.24	-48.14	0.87	4.68	V
	2096	-64.65	-13.00	-51.65	-53.10	-65.52	1.16	4.19	V
	2800	-69.18	-13.00	-56.18	-60.99	-71.29	1.38	5.64	V
									V
									V
									V
									V
Middle	1408	-46.65	-13.00	-33.65	-32.17	-48.36	0.87	4.73	H
	2112	-62.24	-13.00	-49.24	-51.16	-63.16	1.17	4.24	H
	2821	-68.38	-13.00	-55.38	-60.29	-70.50	1.39	5.66	H
									H
									H
									H
									H
	1408	-44.71	-13.00	-31.71	-30.47	-46.42	0.87	4.73	V
	2112	-63.36	-13.00	-50.36	-51.91	-64.28	1.17	4.24	V
	2821	-68.91	-13.00	-55.91	-60.77	-71.03	1.39	5.66	V
									V
									V
									V
									V
								V	



LTE Band 12 / 5MHz / QPSK									
Channel	Frequency ( MHz )	ERP ( dBm )	Limit ( dBm )	Over Limit ( dB )	SPA Reading (dBm)	S.G. Power ( dBm )	TX Cable loss ( dB )	TX Antenna Gain (dBi)	Polarization (H/V)
Highest	1424	-47.38	-13.00	-34.38	-33.00	-49.18	0.88	4.83	H
	2136	-63.02	-13.00	-50.02	-52.11	-64.00	1.18	4.31	H
	2848	-68.53	-13.00	-55.53	-60.56	-70.66	1.40	5.68	H
									H
									H
									H
									H
	1424	-46.38	-13.00	-33.38	-32.29	-48.18	0.88	4.83	V
	2136	-63.72	-13.00	-50.72	-52.47	-64.70	1.18	4.31	V
	2848	-68.79	-13.00	-55.79	-60.77	-70.92	1.40	5.68	V
									V
									V
									V
									V

Remark: Spurious emissions within 30-1000MHz were found more than 20dB below limit line.



LTE Band 12 / 10MHz / QPSK									
Channel	Frequency ( MHz )	ERP ( dBm )	Limit ( dBm )	Over Limit ( dB )	SPA Reading (dBm)	S.G. Power ( dBm )	TX Cable loss ( dB )	TX Antenna Gain (dBi)	Polarization (H/V)
Lowest	1400	-46.73	-13.00	-33.73	-32.25	-48.39	0.87	4.68	H
	2088	-63.17	-13.00	-50.17	-52.01	-64.02	1.16	4.16	H
	2800	-68.45	-13.00	-55.45	-60.30	-70.56	1.38	5.64	H
									H
									H
									H
									H
	1400	-44.66	-13.00	-31.66	-30.42	-46.32	0.87	4.68	V
	2096	-65.29	-13.00	-52.29	-53.74	-66.16	1.16	4.19	V
	2800	-69.25	-13.00	-56.25	-61.06	-71.36	1.38	5.64	V
									V
									V
									V
									V
Middle	1408	-46.61	-13.00	-33.61	-32.26	-48.32	0.87	4.73	H
	2112	-62.62	-13.00	-49.62	-51.65	-63.54	1.17	4.24	H
	2812	-68.58	-13.00	-55.58	-60.52	-70.69	1.39	5.65	H
									H
									H
									H
									H
	1408	-43.69	-13.00	-30.69	-29.47	-45.40	0.87	4.73	V
	2112	-62.71	-13.00	-49.71	-51.28	-63.63	1.17	4.24	V
	2812	-68.94	-13.00	-55.94	-60.81	-71.05	1.39	5.65	V
									V
									V
									V
									V



LTE Band 12 / 10MHz / QPSK									
Channel	Frequency ( MHz )	ERP ( dBm )	Limit ( dBm )	Over Limit ( dB )	SPA Reading (dBm)	S.G. Power ( dBm )	TX Cable loss ( dB )	TX Antenna Gain (dBi)	Polarization (H/V)
Highest	1416	-47.19	-13.00	-34.19	-32.71	-48.94	0.87	4.78	H
	2120	-64.77	-13.00	-51.77	-53.78	-65.71	1.17	4.26	H
	2823	-68.59	-13.00	-55.59	-60.50	-70.71	1.39	5.66	H
									H
									H
									H
									H
	1416	-47.19	-13.00	-34.19	-31.07	-48.94	0.87	4.78	V
	2120	-64.77	-13.00	-51.77	-54.13	-65.71	1.17	4.26	V
	2823	-68.59	-13.00	-55.59	-60.80	-70.71	1.39	5.66	V
									V
									V
									V
									V

Remark: Spurious emissions within 30-1000MHz were found more than 20dB below limit line.



## LTE Band 17

LTE Band 17 / 5MHz / QPSK									
Channel	Frequency ( MHz )	ERP ( dBm )	Limit ( dBm )	Over Limit ( dB )	SPA Reading (dBm)	S.G. Power ( dBm )	TX Cable loss ( dB )	TX Antenna Gain (dBi)	Polarization (H/V)
Lowest	1408	-47.60	-13	-34.60	-33.12	-49.31	0.87	4.73	H
	2112	-61.85	-13	-48.85	-50.77	-62.77	1.17	4.24	H
	2816	-68.74	-13	-55.74	-60.65	-70.85	1.39	5.65	H
									H
									H
									H
									H
	1408	-47.05	-13	-34.05	-32.81	-48.76	0.87	4.73	V
	2112	-63.68	-13	-50.68	-52.23	-64.60	1.17	4.24	V
	2816	-68.64	-13	-55.64	-60.50	-70.75	1.39	5.65	V
									V
									V
									V
									V
Middle	1416	-46.87	-13	-33.87	-32.39	-48.62	0.87	4.78	H
	2120	-65.52	-13	-52.52	-54.53	-66.46	1.17	4.26	H
	2848	-68.29	-13	-55.29	-60.32	-70.42	1.40	5.68	H
									H
									H
									H
									H
	1416	-45.56	-13	-32.56	-31.32	-47.31	0.87	4.78	V
	2120	-68.34	-13	-55.34	-56.99	-69.28	1.17	4.26	V
	2840	-68.81	-13	-55.81	-60.73	-70.93	1.40	5.67	V
									V
									V
									V
									V



LTE Band 17 / 5MHz / QPSK									
Channel	Frequency ( MHz )	ERP ( dBm )	Limit ( dBm )	Over Limit ( dB )	SPA Reading (dBm)	S.G. Power ( dBm )	TX Cable loss ( dB )	TX Antenna Gain (dBi)	Polarization (H/V)
Highest	1424	-47.15	-13	-34.15	-32.77	-48.95	0.88	4.83	H
	2136	-62.37	-13	-49.37	-51.46	-63.35	1.18	4.31	H
	2848	-68.53	-13	-55.53	-60.56	-70.66	1.40	5.68	H
									H
									H
									H
									H
	1424	-46.79	-13	-33.79	-32.70	-48.59	0.88	4.83	V
	2136	-64.25	-13	-51.25	-53.00	-65.23	1.18	4.31	V
	2856	-64.31	-13	-51.31	-56.29	-66.44	1.40	5.68	V
									V
									V
									V
									V

Remark: Spurious emissions within 30-1000MHz were found more than 20dB below limit line.



LTE Band 17 / 10MHz / QPSK									
Channel	Frequency ( MHz )	ERP ( dBm )	Limit ( dBm )	Over Limit ( dB )	SPA Reading (dBm)	S.G. Power ( dBm )	TX Cable loss ( dB )	TX Antenna Gain (dBi)	Polarization (H/V)
Lowest	1408	-47.66	-13	-34.66	-33.18	-49.37	0.87	4.73	H
	2112	-62.16	-13	-49.16	-51.08	-63.08	1.17	4.24	H
	2816	-68.44	-13	-55.44	-60.35	-70.55	1.39	5.65	H
									H
									H
									H
									H
	1408	-46.56	-13	-33.56	-32.32	-48.27	0.87	4.73	V
	2112	-64.78	-13	-51.78	-53.33	-65.70	1.17	4.24	V
	2816	-68.76	-13	-55.76	-60.62	-70.87	1.39	5.65	V
									V
									V
									V
									V
Middle	1408	-48.93	-13	-35.93	-34.45	-50.64	0.87	4.73	H
	2120	-68.73	-13	-55.73	-57.74	-69.67	1.17	4.26	H
	2824	-68.82	-13	-55.82	-60.73	-70.94	1.39	5.66	H
									H
									H
									H
									H
	1408	-47.49	-13	-34.49	-33.25	-49.20	0.87	4.73	V
	2120	-69.65	-13	-56.65	-58.30	-70.59	1.17	4.26	V
	2824	-69.06	-13	-56.06	-60.92	-71.18	1.39	5.66	V
									V
									V
									V
									V



LTE Band 17 / 10MHz / QPSK									
Channel	Frequency ( MHz )	ERP ( dBm )	Limit ( dBm )	Over Limit ( dB )	SPA Reading (dBm)	S.G. Power ( dBm )	TX Cable loss ( dB )	TX Antenna Gain (dBi)	Polarization (H/V)
Highest	1416	-47.17	-13	-34.17	-32.70	-48.92	0.87	4.78	H
	2120	-64.25	-13	-51.25	-53.26	-65.19	1.17	4.26	H
	2824	-65.72	-13	-52.72	-57.63	-67.84	1.39	5.66	H
									H
									H
									H
									H
	1416	-45.93	-13	-32.93	-31.69	-47.68	0.87	4.78	V
	2120	-67.01	-13	-54.01	-55.66	-67.95	1.17	4.26	V
	2824	-69.04	-13	-56.04	-60.90	-71.16	1.39	5.66	V
									V
									V
									V
									V

Remark: Spurious emissions within 30-1000MHz were found more than 20dB below limit line.



### LTE Band 38

LTE Band 38 / 5MHz / QPSK									
Channel	Frequency ( MHz )	ERP ( dBm )	Limit ( dBm )	Over Limit ( dB )	SPA Reading (dBm)	S.G. Power ( dBm )	TX Cable loss ( dB )	TX Antenna Gain (dBi)	Polarization (H/V)
Lowest	5142	-62.82	-25	-37.82	-62.38	-70.10	2.42	9.70	H
	7110	-53.10	-25	-28.10	-59.68	-61.56	2.56	11.02	H
	10287	-44.16	-25	-19.16	-57.2	-53.78	2.69	12.31	H
	15426	-45.14	-25	-20.14	-64.88	-55.56	3.78	14.20	H
									H
									H
									H
	5142	-63.35	-25	-38.35	-62.75	-70.63	2.42	9.70	V
	7110	-52.79	-25	-27.79	-59.56	-61.25	2.56	11.02	V
	10287	-46.68	-25	-21.68	-58.66	-56.30	2.69	12.31	V
	15426	-49.54	-25	-24.54	-68.99	-59.96	3.78	14.20	V
									V
									V
									V
Middle	5184	-43.00	-25	-18.00	-42.64	-50.26	2.44	9.70	H
	7776	-50.05	-25	-25.05	-56.75	-59.68	2.34	11.97	H
	10368	-48.55	-25	-23.55	-61.67	-58.20	2.69	12.35	H
	15561	-48.67	-25	-23.67	-69	-59.05	3.83	14.21	H
									H
									H
									H
	5184	-44.78	-25	-19.78	-44.27	-52.04	2.44	9.70	V
	7776	-48.89	-25	-23.89	-55.74	-58.52	2.34	11.97	V
	10368	-49.47	-25	-24.47	-61.73	-59.12	2.69	12.35	V
	15561	-51.41	-25	-26.41	-71.06	-61.79	3.83	14.21	V
									V
									V
									V



LTE Band 38 / 5MHz / QPSK										
Channel	Frequency ( MHz )	ERP ( dBm )	Limit ( dBm )	Over Limit ( dB )	SPA Reading (dBm)	S.G. Power ( dBm )	TX Cable loss ( dB )	TX Antenna Gain (dBi)	Polarization (H/V)	
Highest	5232	-59.00	-25	-34.00	-58.77	-66.23	2.47	9.70	H	
	7848	-52.27	-25	-27.27	-59.09	-61.96	2.32	12.01	H	
	10458	-48.84	-25	-23.84	-62.05	-58.53	2.69	12.38	H	
	13077	-49.26	-25	-24.26	-66.61	-59.42	2.95	13.11	H	
	15696	-44.80	-25	-19.80	-65.57	-54.94	3.89	14.03	H	
										H
										H
	5232	-41.21	-25	-16.21	-40.84	-48.44	2.47	9.70	V	
	7848	-46.89	-25	-21.89	-53.82	-56.58	2.32	12.01	V	
	10458	-48.02	-25	-23.02	-60.57	-57.71	2.69	12.38	V	
	13077	-48.74	-25	-23.74	-65.26	-58.90	2.95	13.11	V	
	15696	-48.81	-25	-23.81	-68.78	-58.95	3.89	14.03	V	
										V
										V

Remark: Spurious emissions within 30-1000MHz were found more than 20dB below limit line.



LTE Band 38 / 10MHz / QPSK									
Channel	Frequency ( MHz )	EIRP ( dBm )	Limit ( dBm )	Over Limit ( dB )	SPA Reading (dBm)	S.G. Power ( dBm )	TX Cable loss ( dB )	TX Antenna Gain (dBi)	Polarization (H/V)
Lowest	5142	-53.72	-25	-28.72	-53.28	-61.00	2.42	9.70	H
	7710	-53.14	-25	-28.14	-59.72	-62.70	2.36	11.93	H
	10284	-43.90	-25	-18.90	-56.94	-53.52	2.69	12.31	H
	15425	-48.39	-25	-23.39	-68.13	-58.81	3.77	14.20	H
									H
									H
									H
	5142	-64.34	-25	-39.34	-63.72	-71.62	2.42	9.70	V
	7710	-51.95	-25	-26.95	-58.72	-61.51	2.36	11.93	V
	10284	-46.15	-25	-21.15	-58.13	-55.77	2.69	12.31	V
	15425	-50.46	-25	-25.46	-69.91	-60.88	3.77	14.20	V
									V
									V
									V
Middle	5178	-61.99	-25	-36.99	61.63	-69.25	2.44	9.70	H
	7770	-52.29	-25	-27.29	-58.96	-61.91	2.34	11.96	H
	10362	-46.49	-25	-21.49	-59.61	-56.14	2.69	12.34	H
									H
									H
									H
									H
	5178	-63.52	-25	-38.52	-63.01	-70.78	2.44	9.70	V
	7770	-51.51	-25	-26.51	-58.34	-61.13	2.34	11.96	V
	10362	-48.54	-25	-23.54	-60.8	-58.19	2.69	12.34	V
									V
									V
									V
									V



LTE Band 38 / 10MHz / QPSK									
Channel	Frequency ( MHz )	EIRP ( dBm )	Limit ( dBm )	Over Limit ( dB )	SPA Reading (dBm)	S.G. Power ( dBm )	TX Cable loss ( dB )	TX Antenna Gain (dBi)	Polarization (H/V)
Highest	5220	-45.39	-25	-20.39	-45.11	-52.63	2.46	9.70	H
	7830	-51.52	-25	-26.52	-58.31	-61.20	2.32	12.00	H
	10440	-47.51	-25	-22.51	-60.71	-57.19	2.69	12.38	H
	13050	-50.45	-25	-25.45	-67.77	-60.58	2.94	13.07	H
	15667	-46.38	-25	-21.38	-67.08	-56.57	3.88	14.07	H
									H
									H
	5220	-61.51	-25	-36.51	-61.09	-68.75	2.46	9.70	V
	7830	-49.17	-25	-24.17	-56.08	-58.85	2.32	12.00	V
	10440	-48.21	-25	-23.21	-60.71	-57.89	2.69	12.38	V
	13050	-49.27	-25	-24.27	-65.76	-59.40	2.94	13.07	V
	15667	-49.96	-25	-24.96	-69.88	-60.15	3.88	14.07	V
									V
									V

Remark: Spurious emissions within 30-1000MHz were found more than 20dB below limit line.



LTE Band 38 / 15MHz / QPSK									
Channel	Frequency ( MHz )	EIRP ( dBm )	Limit ( dBm )	Over Limit ( dB )	SPA Reading (dBm)	S.G. Power ( dBm )	TX Cable loss ( dB )	TX Antenna Gain (dBi)	Polarization (H/V)
Lowest	5142	-50.23	-25	-25.23	-49.79	-57.51	2.42	9.70	H
	7710	-52.43	-25	-27.43	-59.01	-61.99	2.36	11.93	H
	10283	-46.46	-25	-21.46	-59.5	-56.08	2.69	12.31	H
	15426	-46.32	-25	-21.32	-66.06	-56.74	3.78	14.20	H
									H
									H
									H
	5142	-52.88	-25	-27.88	-52.26	-60.16	2.42	9.70	V
	7710	-52.86	-25	-27.86	-59.63	-62.42	2.36	11.93	V
	10283	-47.16	-25	-22.16	-59.14	-56.78	2.69	12.31	V
	15426	-50.03	-25	-25.03	-69.48	-60.45	3.78	14.20	V
									V
									V
									V
Middle	5178	-44.23	-25	-19.23	-43.87	-51.49	2.44	9.70	H
	7764	-51.14	-25	-26.14	-57.81	-60.75	2.34	11.96	H
	10350	-47.94	-25	-22.94	-61.05	-57.59	2.69	12.34	H
	15534	-48.91	-25	-23.91	-69.12	-59.34	3.82	14.25	H
									H
									H
									H
	5178	-41.20	-25	-16.20	-40.69	-48.46	2.44	9.70	V
	7764	-47.46	-25	-22.46	-54.29	-57.07	2.34	11.96	V
	10350	-48.76	-25	-23.76	-60.97	-58.41	2.69	12.34	V
	15534	-52.35	-25	-27.35	-71.9	-62.78	3.82	14.25	V
									V
									V
									V



LTE Band 38 / 15MHz / QPSK									
Channel	Frequency ( MHz )	EIRP ( dBm )	Limit ( dBm )	Over Limit ( dB )	SPA Reading (dBm)	S.G. Power ( dBm )	TX Cable loss ( dB )	TX Antenna Gain (dBi)	Polarization (H/V)
Highest	5214	-39.88	-25	-14.88	-39.6	-47.12	2.46	9.70	H
	7818	-45.45	-25	-20.45	-52.21	-55.11	2.33	11.99	H
	10422	-46.91	-25	-21.91	-60.08	-56.59	2.69	12.37	H
	15633	-46.45	-25	-21.45	-67.03	-56.70	3.86	14.11	H
									H
									H
									H
	5214	-40.24	-25	-15.24	-39.82	-47.48	2.46	9.70	V
	7818	-42.45	-25	-17.45	-49.34	-52.11	2.33	11.99	V
	10422	-47.67	-25	-22.67	-60.1	-57.35	2.69	12.37	V
	15633	-48.55	-25	-23.55	-68.38	-58.80	3.86	14.11	V
									V
									V
									V

Remark: Spurious emissions within 30-1000MHz were found more than 20dB below limit line.



LTE Band 38 / 20MHz / QPSK									
Channel	Frequency ( MHz )	EIRP ( dBm )	Limit ( dBm )	Over Limit ( dB )	SPA Reading (dBm)	S.G. Power ( dBm )	TX Cable loss ( dB )	TX Antenna Gain (dBi)	Polarization (H/V)
Lowest	5142	-47.57	-25	-22.57	-47.13	-54.85	2.42	9.70	H
	7716	-52.96	-25	-27.96	-59.54	-62.53	2.36	11.93	H
	10287	-45.18	-25	-20.18	-58.22	-54.80	2.69	12.31	H
	15426	-45.54	-25	-20.54	-65.28	-55.96	3.78	14.20	H
									H
									H
									H
	5142	-53.28	-25	-28.28	-52.66	-60.56	2.42	9.70	V
	7716	-53.42	-25	-28.42	-60.19	-62.99	2.36	11.93	V
	10287	-47.29	-25	-22.29	-59.27	-56.91	2.69	12.31	V
	15426	-50.02	-25	-25.02	69.47	-60.44	3.78	14.20	V
									V
									V
									V
Middle	5172	-39.97	-25	-14.97	-39.56	-47.23	2.44	9.70	H
	7758	-48.59	-25	-23.59	-55.26	-58.20	2.35	11.95	H
	10341	-47.34	-25	-22.34	-60.43	-56.98	2.69	12.34	H
	15516	-49.09	-25	-24.09	-69.23	-59.55	3.81	14.28	H
									H
									H
									H
	5172	-44.08	-25	-19.08	-43.51	-51.34	2.44	9.70	V
	7758	-47.70	-25	-22.70	-54.53	-57.31	2.35	11.95	V
	10341	-49.00	-25	-24.00	-61.15	-58.64	2.69	12.34	V
	15516	-51.49	-25	-26.49	-70.99	-61.95	3.81	14.28	V
									V
									V
									V



LTE Band 38 / 20MHz / QPSK									
Channel	Frequency ( MHz )	EIRP ( dBm )	Limit ( dBm )	Over Limit ( dB )	SPA Reading (dBm)	S.G. Power ( dBm )	TX Cable loss ( dB )	TX Antenna Gain (dBi)	Polarization (H/V)
Highest	5202	-37.70	-25	-12.70	-37.38	-44.95	2.45	9.70	H
	7806	-42.87	-25	-17.87	-49.6	-52.52	2.33	11.98	H
	10404	-46.73	-25	-21.73	-59.89	-56.40	2.69	12.36	H
	15606	-47.87	-25	-22.87	-68.33	-58.17	3.85	14.15	H
									H
									H
									H
	5202	-38.59	-25	-13.59	-38.12	-45.84	2.45	9.70	V
	7806	-42.78	-25	-17.78	-49.65	-52.43	2.33	11.98	V
	10404	-46.63	-25	-21.63	-59.01	-56.30	2.69	12.36	V
	15606	-50.23	-25	-25.23	-69.97	-60.53	3.85	14.15	V
									V
									V
									V

Remark: Spurious emissions within 30-1000MHz were found more than 20dB below limit line.



## **Appendix C. Original Report**

Please refer to Sporton report number FG631828B.