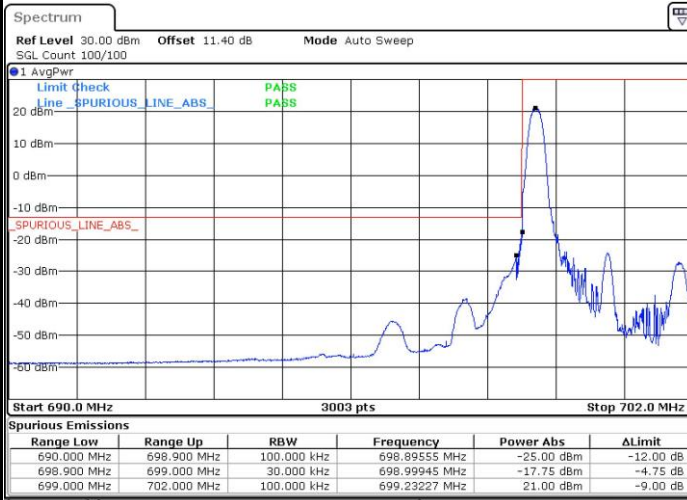




LTE Band 12 / 3MHz / QPSK

Lowest Band Edge / 1RB



Date: 14.MAY.2016 12:26:12

Highest Band Edge / 1 RB



Date: 14.MAY.2016 12:34:23

Lowest Band Edge / Full RB



Date: 14.MAY.2016 12:20:03

Highest Band Edge / Full RB

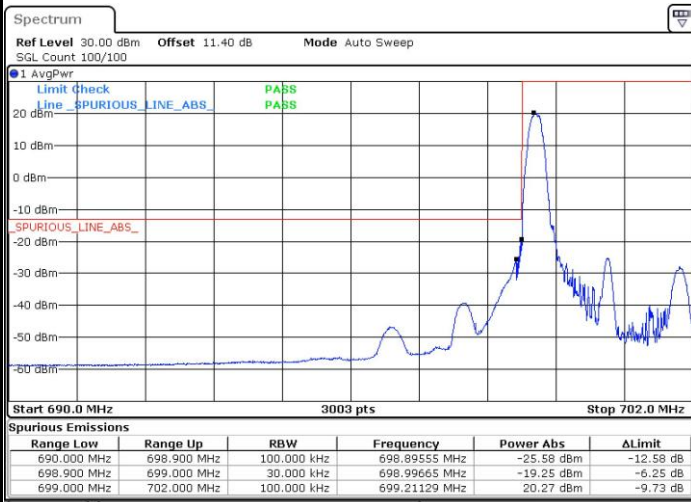


Date: 14.MAY.2016 12:28:15



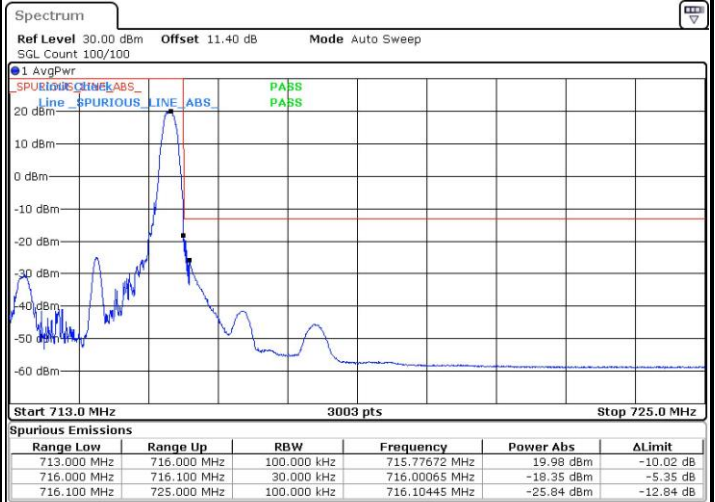
LTE Band 12 / 3MHz / 16QAM

Lowest Band Edge / 1 RB



Date: 14.MAY.2016 12:24:09

Highest Band Edge / 1 RB



Date: 14.MAY.2016 12:32:20

Lowest Band Edge / Full RB



Date: 14.MAY.2016 12:22:06

Highest Band Edge / Full RB

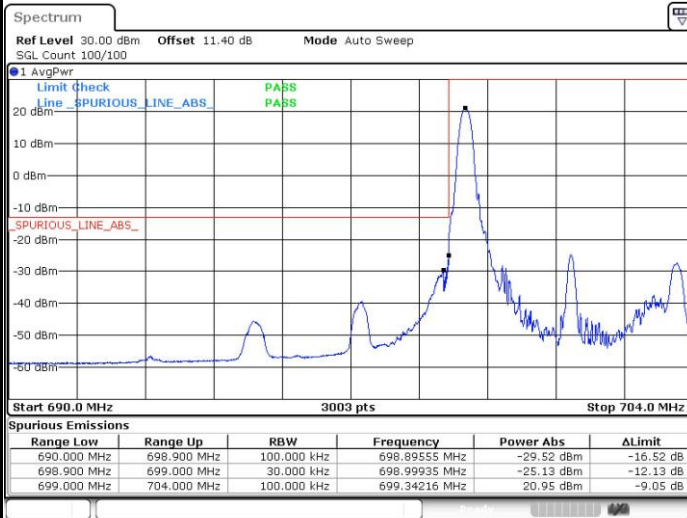


Date: 14.MAY.2016 12:30:17



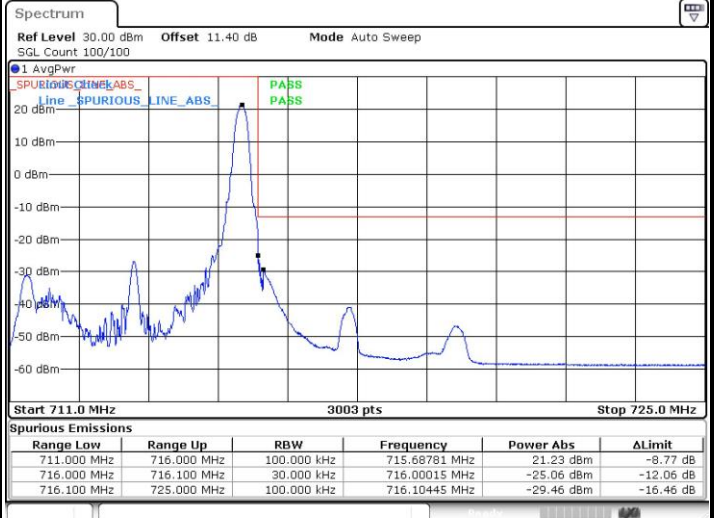
LTE Band 12 / 5MHz / QPSK

Lowest Band Edge / 1 RB



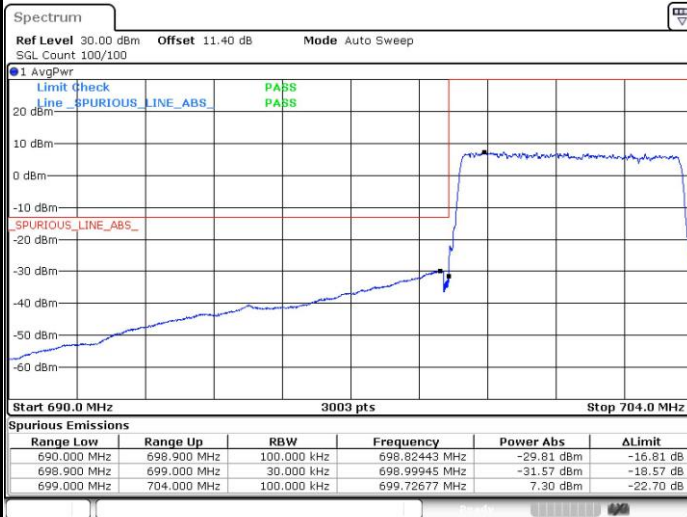
Date: 14.MAY.2016 12:42:33

Highest Band Edge / 1 RB



Date: 14.MAY.2016 12:48:40

Lowest Band Edge / Full RB



Date: 14.MAY.2016 12:36:25

Highest Band Edge / Full RB

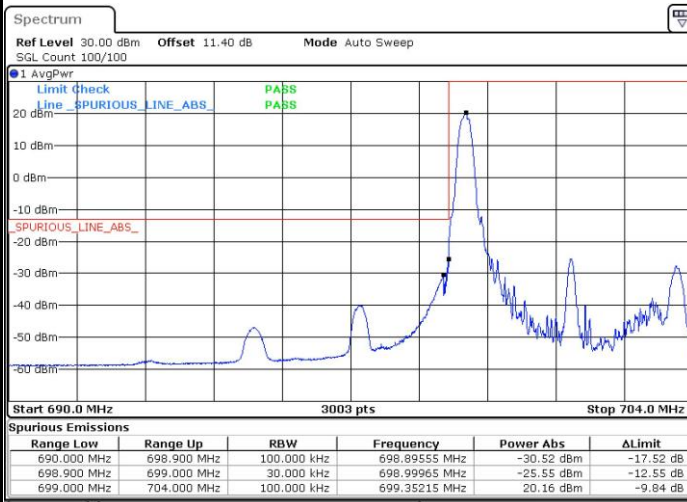


Date: 14.MAY.2016 12:44:35



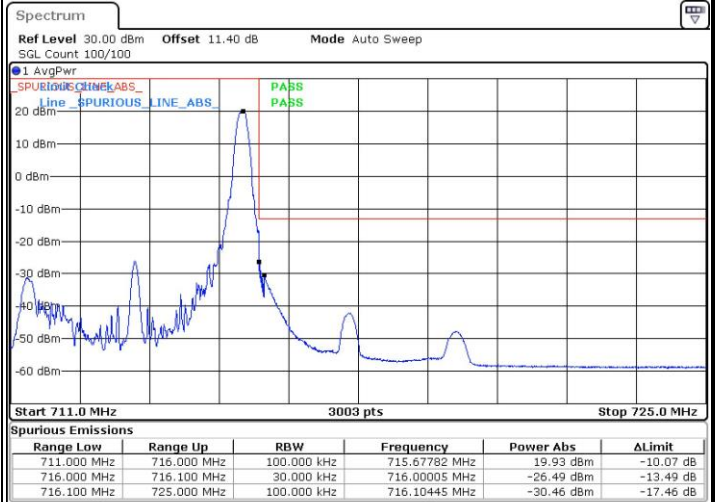
LTE Band 12 / 5MHz / 16QAM

Lowest Band Edge / 1RB



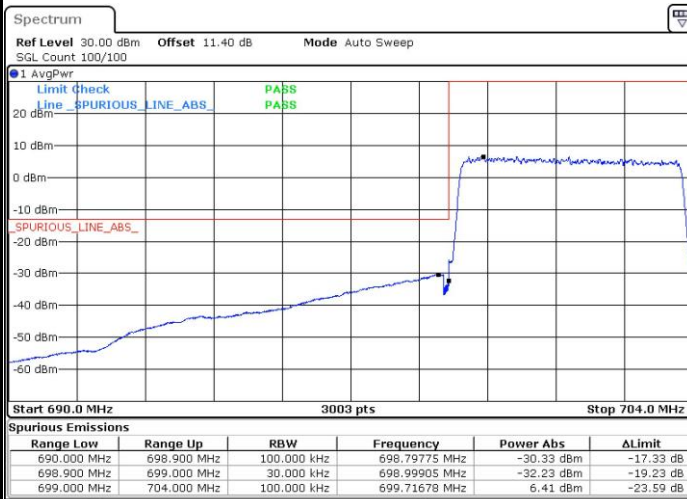
Date: 14.MAY.2016 12:40:30

Highest Band Edge / 1 RB



Date: 14.MAY.2016 12:50:43

Lowest Band Edge / Full RB



Date: 14.MAY.2016 12:38:28

Highest Band Edge / Full RB

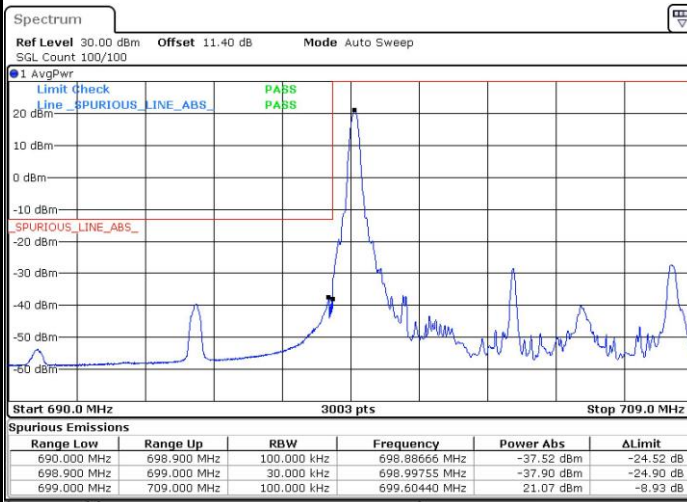


Date: 14.MAY.2016 12:46:38



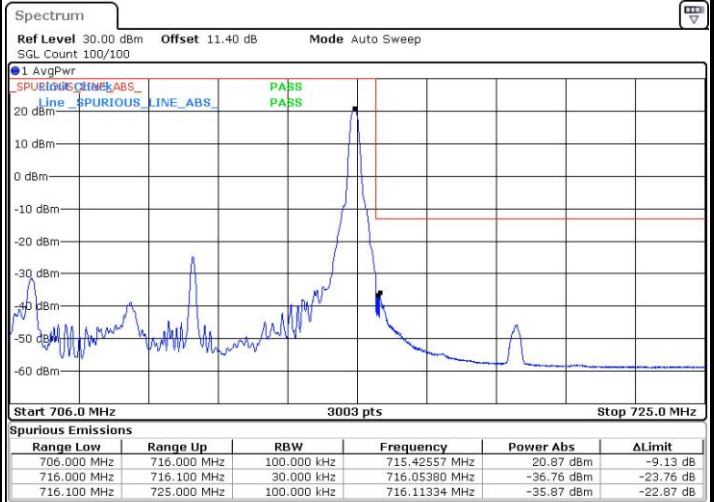
LTE Band 12 / 10MHz / QPSK

Lowest Band Edge / 1 RB



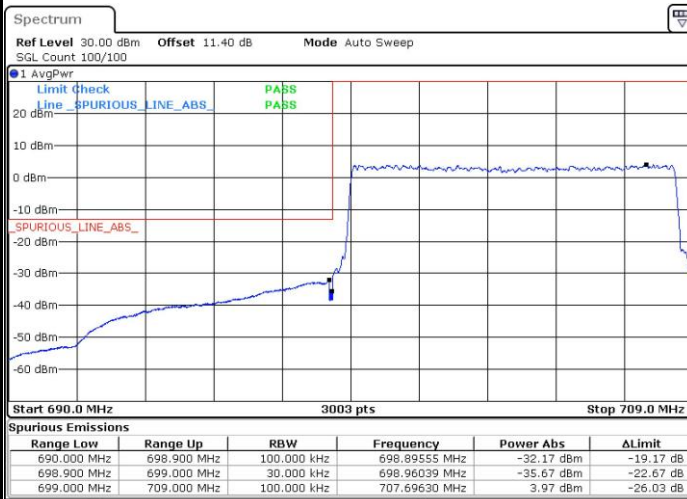
Date: 14.MAY.2016 12:58:53

Highest Band Edge / 1 RB



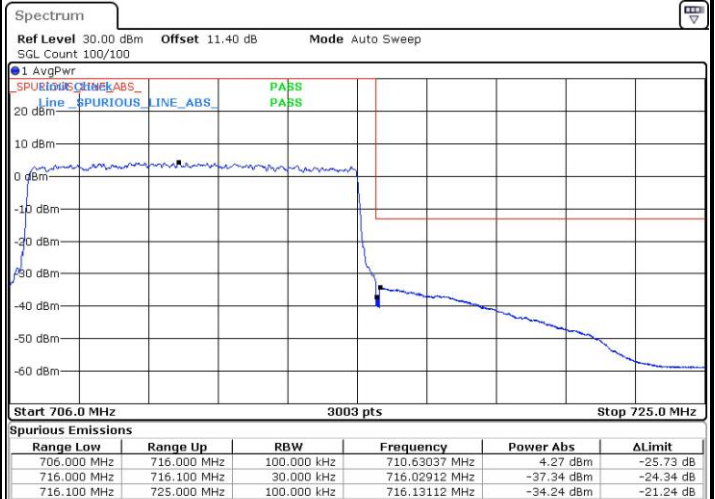
Date: 14.MAY.2016 13:07:04

Lowest Band Edge / Full RB



Date: 14.MAY.2016 12:52:46

Highest Band Edge / Full RB

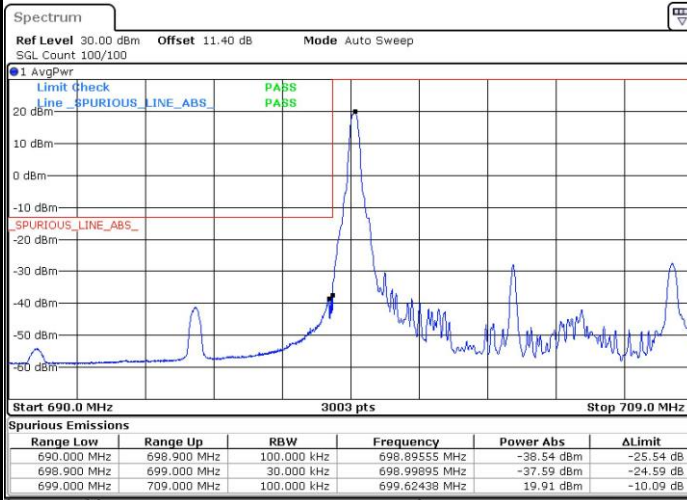


Date: 14.MAY.2016 13:00:56



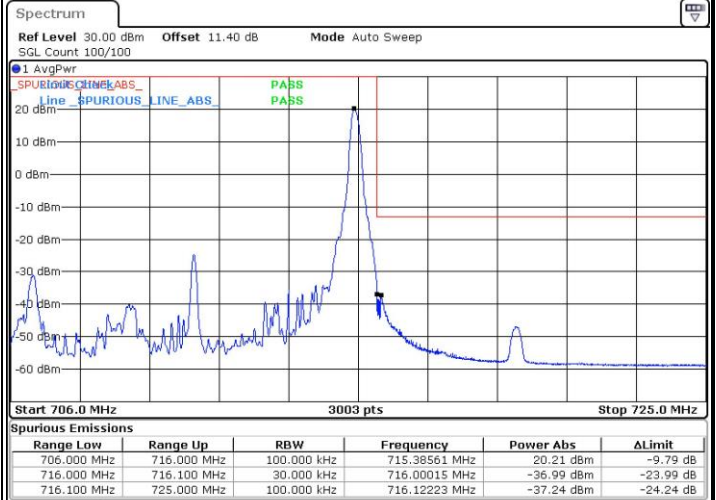
LTE Band 12 / 10MHz / 16QAM

Lowest Band Edge / 1 RB



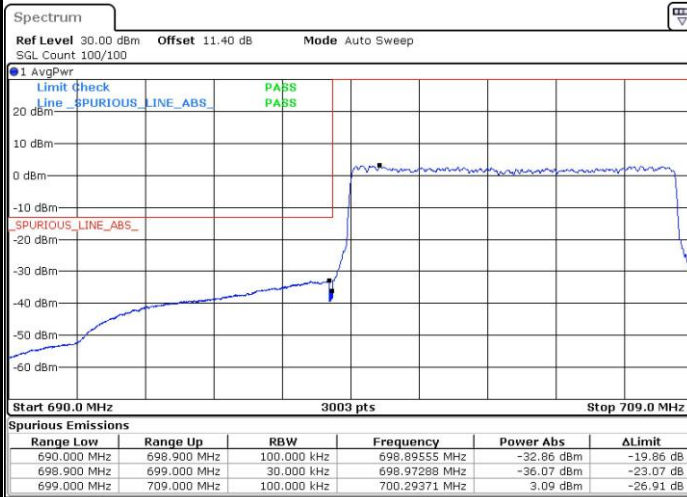
Date: 14.MAY.2016 12:56:51

Highest Band Edge / 1 RB



Date: 14.MAY.2016 13:05:01

Lowest Band Edge / Full RB



Date: 14.MAY.2016 12:54:48


Highest Band Edge / Full RB



Date: 14.MAY.2016 13:02:59



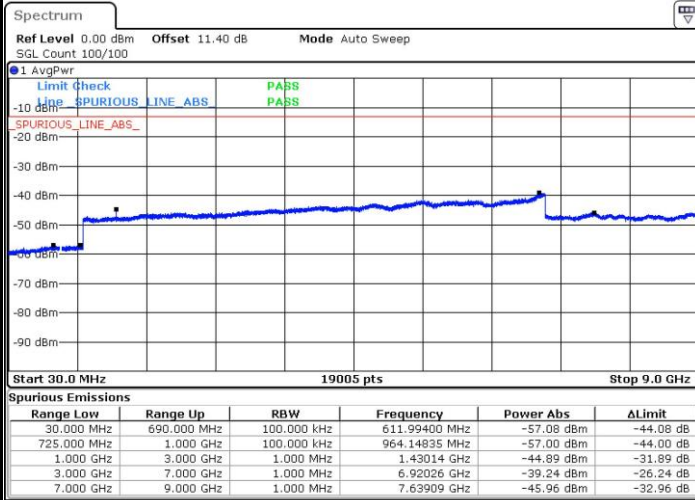
Conducted Spurious Emission





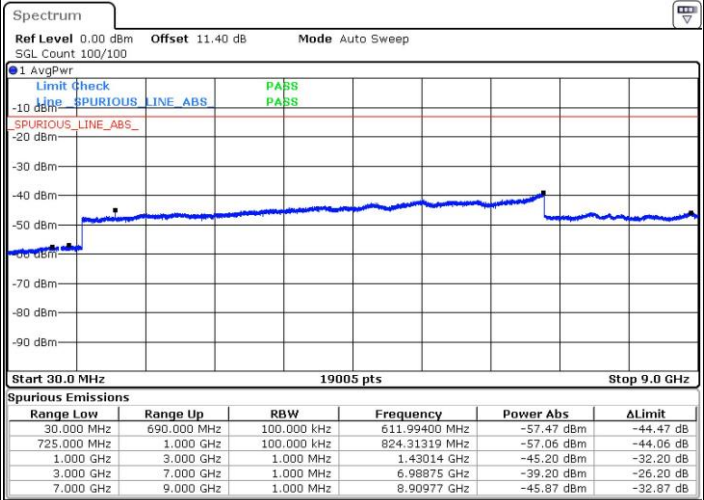
LTE Band 12 / 1.4MHz

Highest Channel / QPSK



Date: 13.MAY.2016 11:47:43

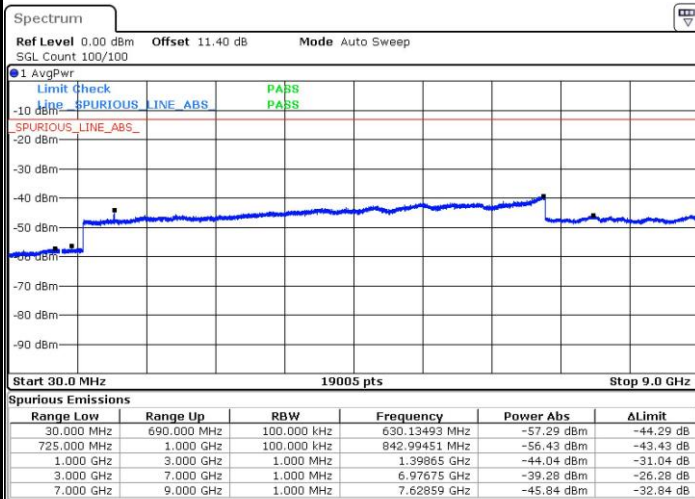
Highest Channel / 16QAM



Date: 13.MAY.2016 11:48:41

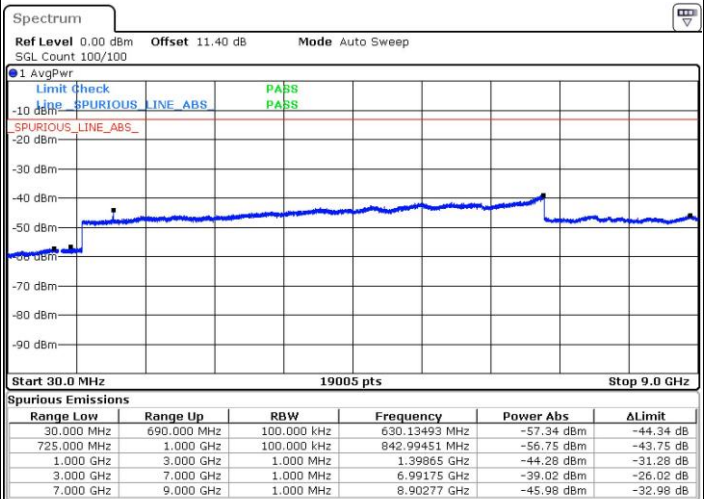
LTE Band 12 / 3MHz

Lowest Channel / QPSK



Date: 13.MAY.2016 10:18:26

Lowest Channel / 16QAM

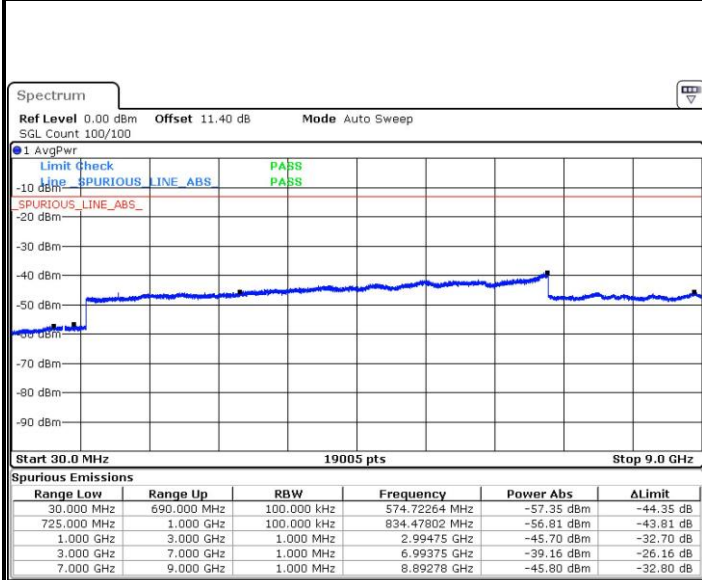


Date: 13.MAY.2016 10:19:24



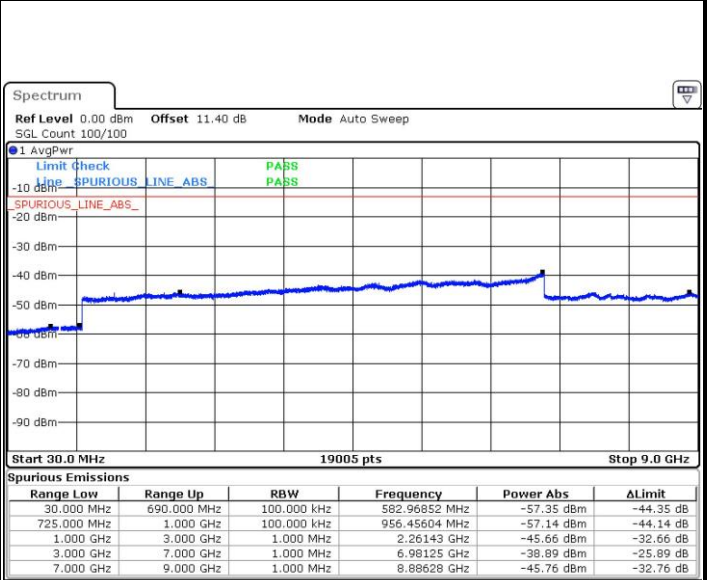
LTE Band 12 / 3MHz

Middle Channel / QPSK



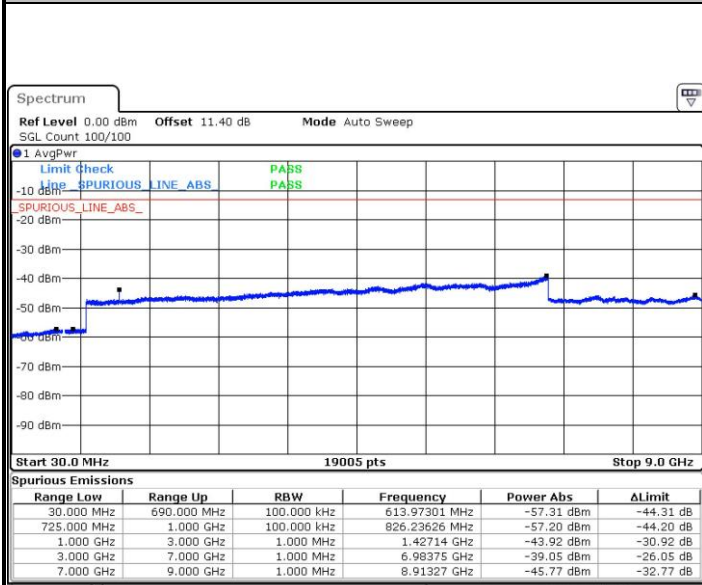
Date: 13.MAY.2016 10:23:15

Middle Channel / 16QAM



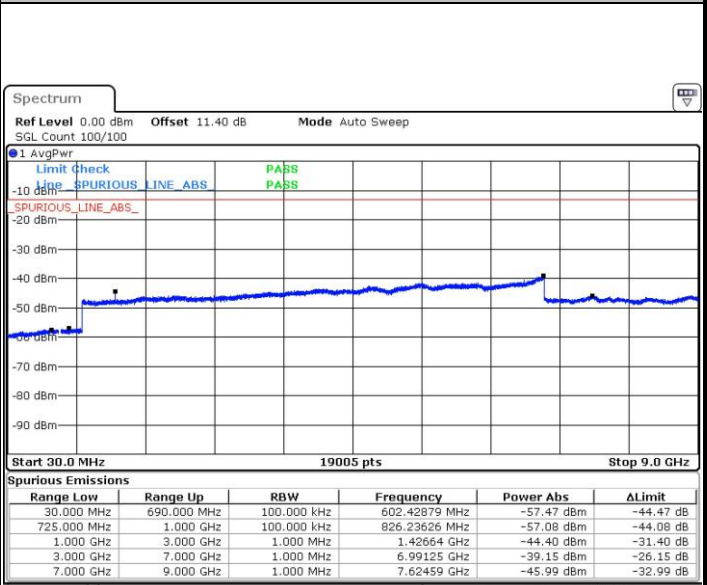
Date: 13.MAY.2016 10:22:16

Highest Channel / QPSK



Date: 13.MAY.2016 10:34:03

Highest Channel / 16QAM



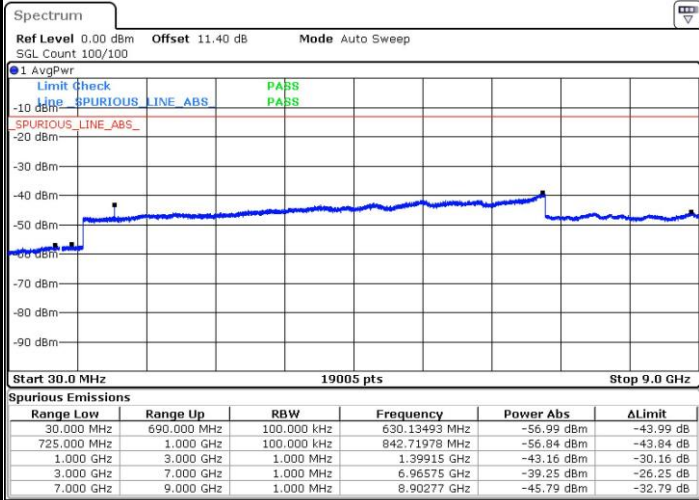
Date: 13.MAY.2016 10:35:01



LTE Band 12 / 5MHz

Lowest Channel / QPSK

Lowest Channel / 16QAM



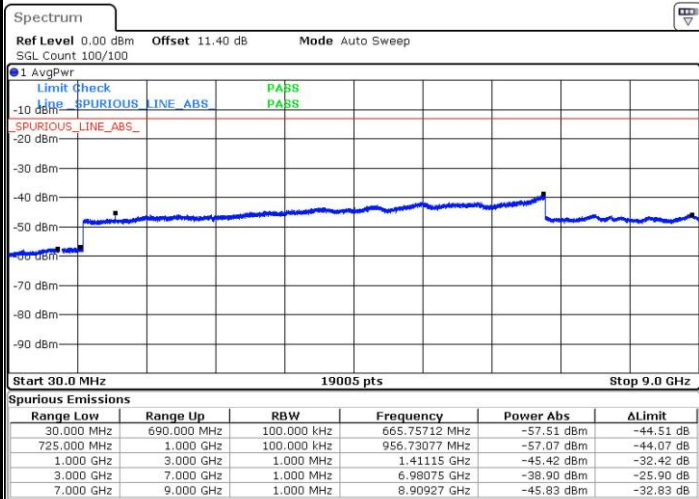
Date: 13.MAY.2016 10:45:00



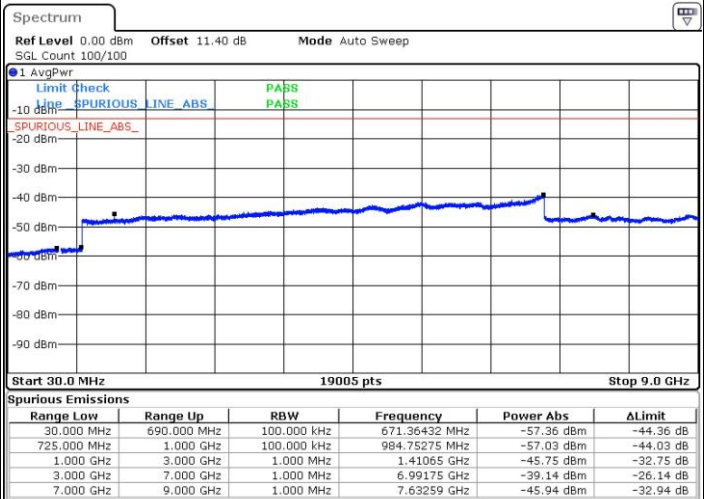
Date: 13.MAY.2016 10:45:59

Middle Channel / QPSK

Middle Channel / 16QAM



Date: 13.MAY.2016 10:48:42

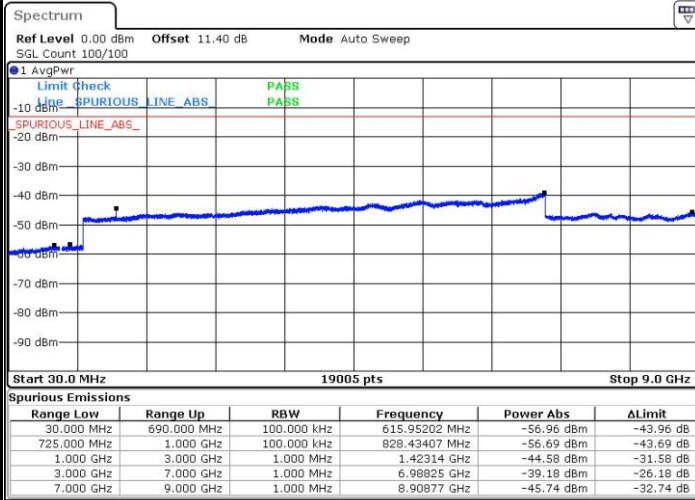


Date: 13.MAY.2016 10:47:44



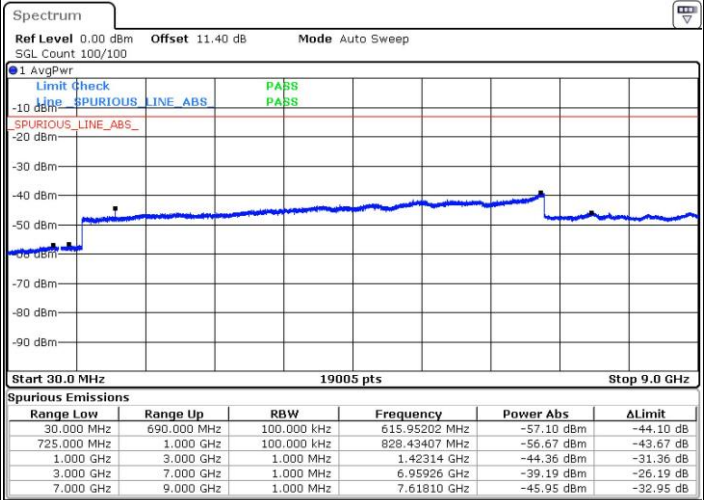
LTE Band 12 / 5MHz

Highest Channel / QPSK



Date: 13.MAY.2016 10:59:35

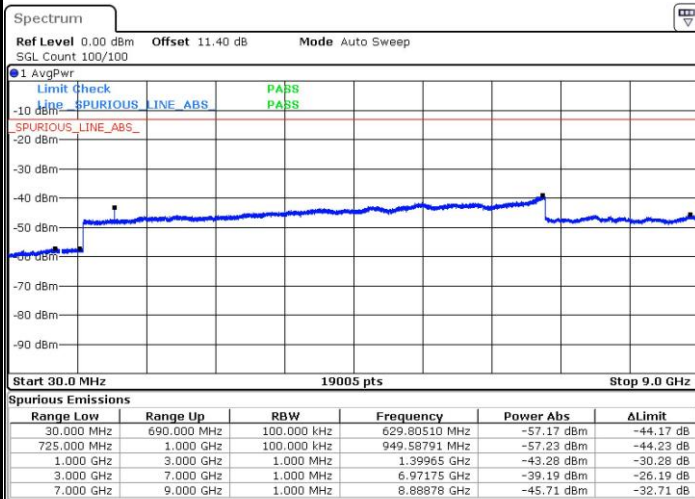
Highest Channel / 16QAM



Date: 13.MAY.2016 10:58:37

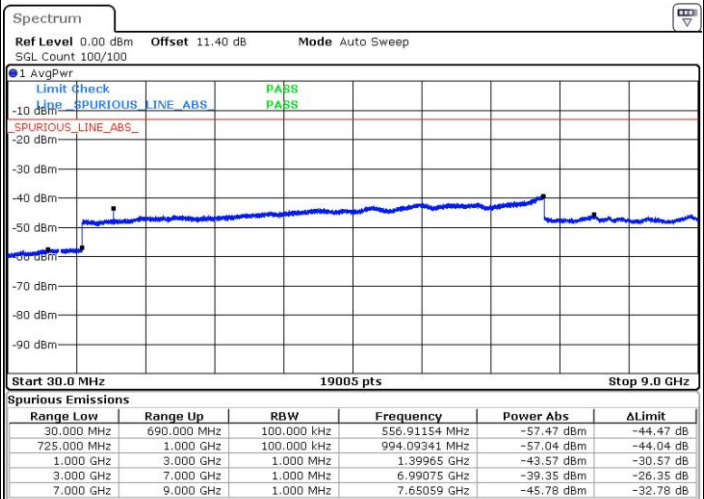
LTE Band 12 / 10MHz

Lowest Channel / QPSK



Date: 13.MAY.2016 11:09:34

Lowest Channel / 16QAM



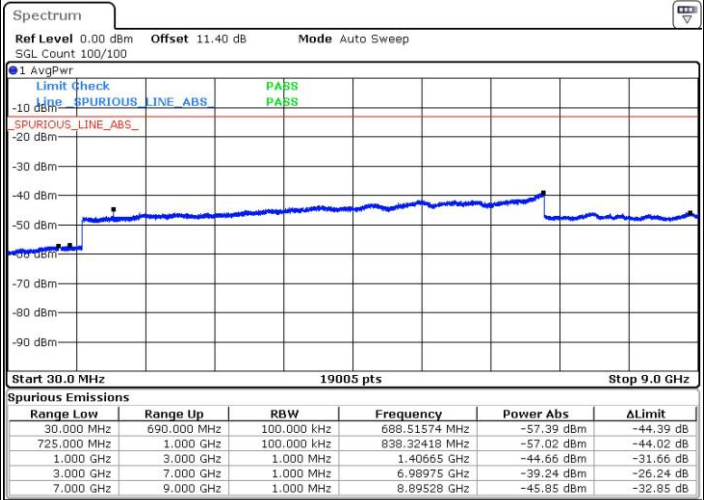
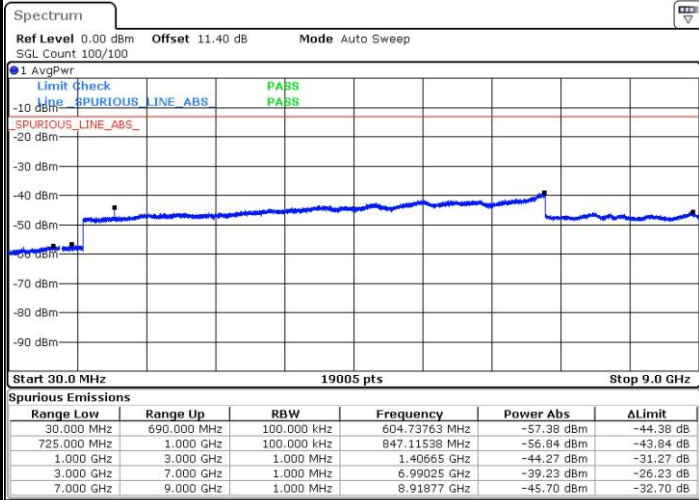
Date: 13.MAY.2016 11:10:32



LTE Band 12 / 10MHz

Middle Channel / QPSK

Middle Channel / 16QAM

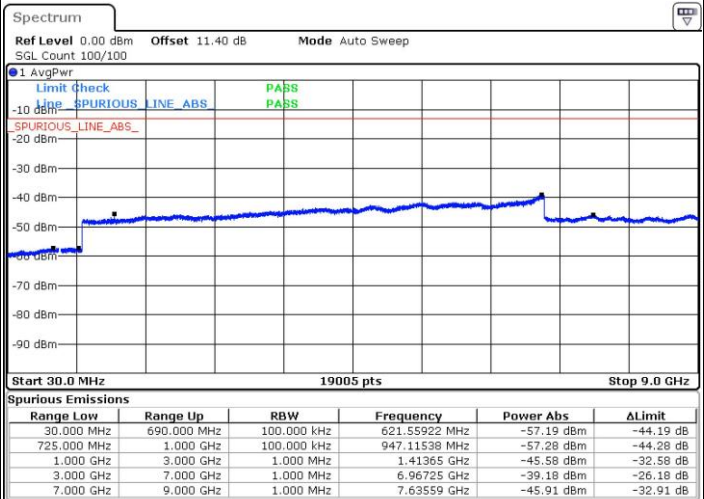
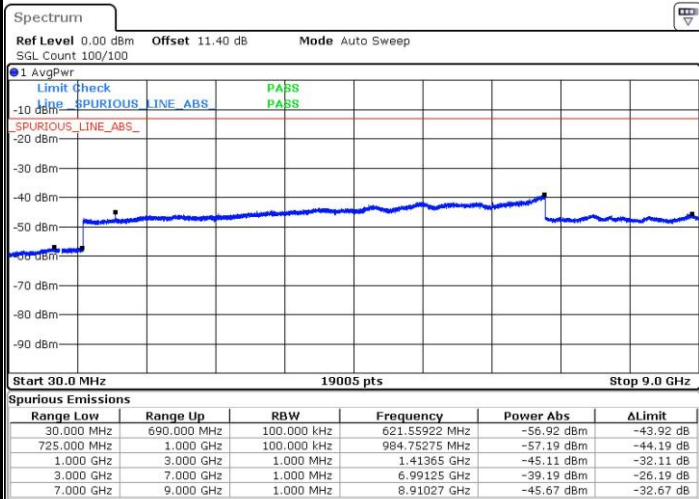


Date: 13.MAY.2016 11:13:15

Date: 13.MAY.2016 11:12:17

Highest Channel / QPSK

Highest Channel / 16QAM



Date: 13.MAY.2016 11:23:10

Date: 13.MAY.2016 11:24:08



Frequency Stability

Test Conditions		LTE Band 12 (QPSK) / Middle Channel	Limit
Temperature (°C)	Voltage (Volt)	BW 10MHz	Note 2.
		Deviation (ppm)	Result
50	Normal Voltage	0.0180	PASS
40	Normal Voltage	0.0191	
30	Normal Voltage	0.0220	
20(Ref.)	Normal Voltage	0.0000	
10	Normal Voltage	0.0172	
0	Normal Voltage	0.0031	
-10	Normal Voltage	0.0194	
-20	Normal Voltage	0.0167	
-30	Normal Voltage	0.0018	
20	Maximum Voltage	0.0164	
20	Normal Voltage	0.0000	
20	Battery End Point	0.0204	

Note:

1. Normal Voltage = 3.8V. ; Battery End Point (BEP) = 3.4 V. ; Maximum Voltage =4.35 V.
2. The frequency fundamental emissions stay within the authorized frequency block.



LTE Band 17

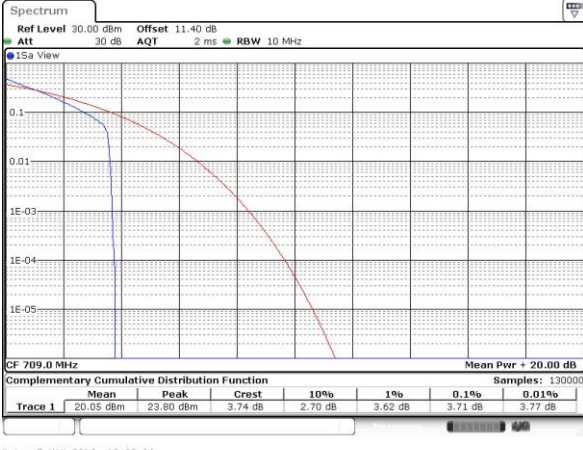
Peak-to-Average Ratio

Mode	LTE Band 17 / 10MHz				
Mod.	QPSK		16QAM		Limit: 13dB
RB Size	1RB	Full RB	1RB	Full RB	Result
Lowest CH	3.71	4.87	4.55	5.74	PASS
Middle CH	3.74	4.70	4.41	5.77	
Highest CH	3.71	4.84	4.70	5.80	



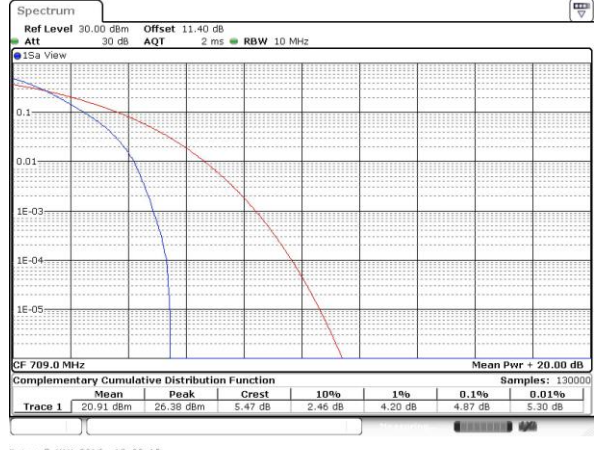
LTE Band 17 / 10MHz / QPSK

Lowest Channel / 1RB



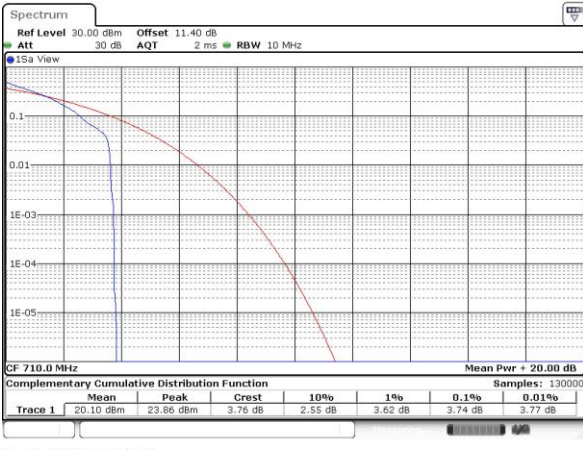
Date: 7.MAY.2016 18:23:04

Lowest Channel / Full RB



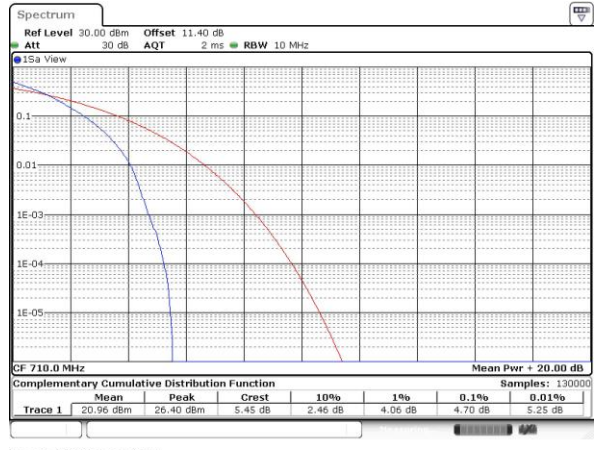
Date: 7.MAY.2016 18:23:15

Middle Channel/ 1RB



Date: 7.MAY.2016 18:23:27

Middle Channel / Full RB



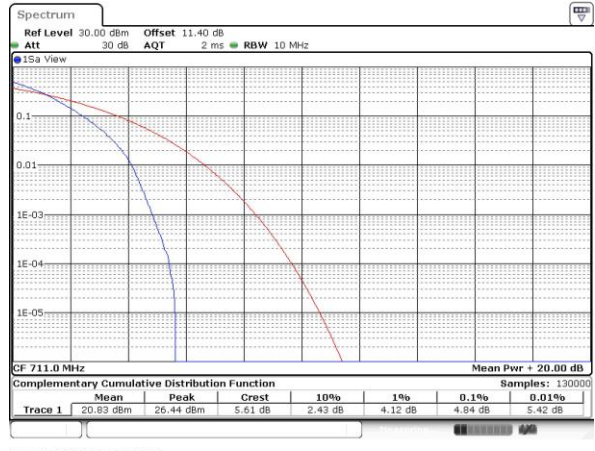
Date: 7.MAY.2016 18:23:39

Highest Channel/ 1RB



Date: 7.MAY.2016 18:23:51

Highest Channel / Full RB

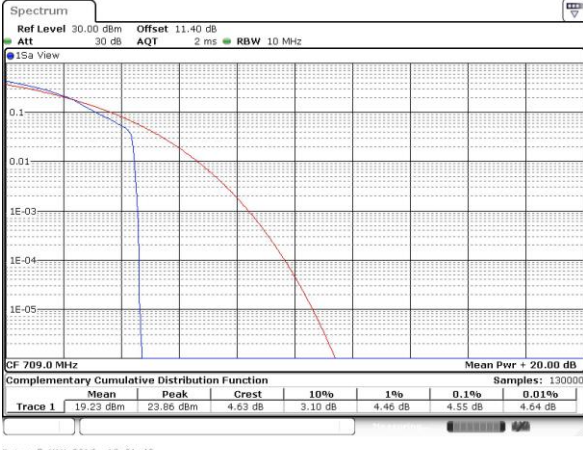


Date: 7.MAY.2016 18:24:03



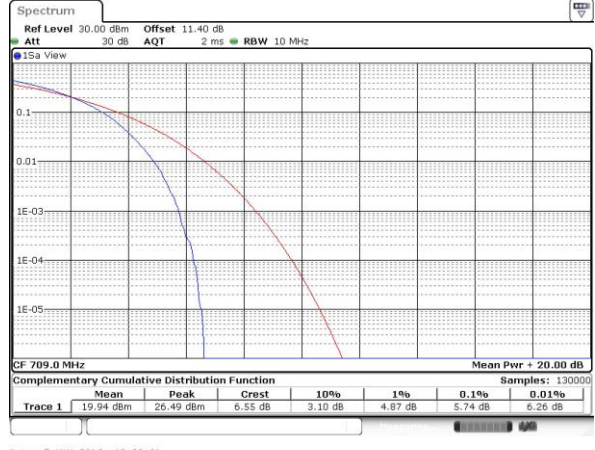
LTE Band 17 / 10MHz / 16QAM

Lowest Channel / 1RB



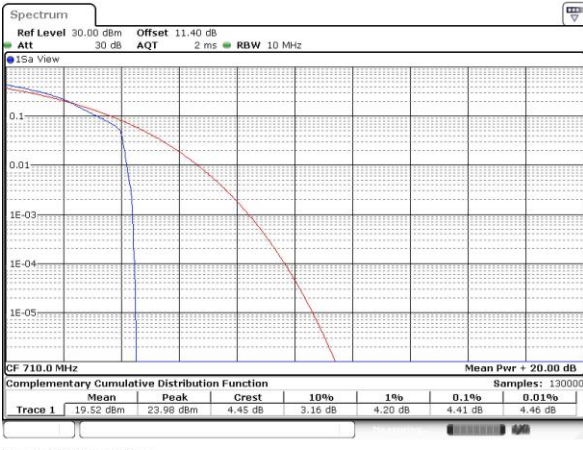
Date: 7_MAY.2016 18:21:49

Lowest Channel / Full RB



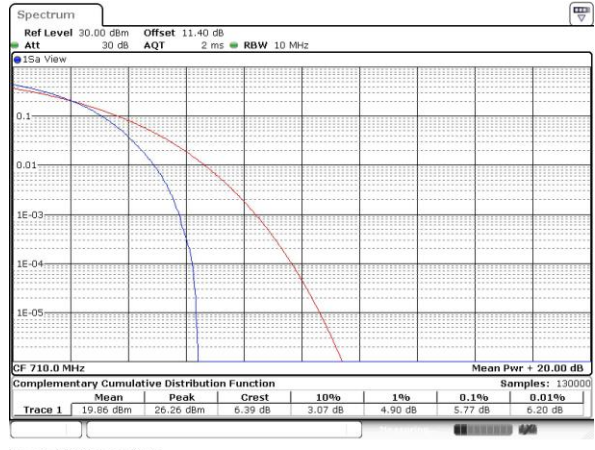
Date: 7_MAY.2016 18:22:01

Middle Channel / 1RB



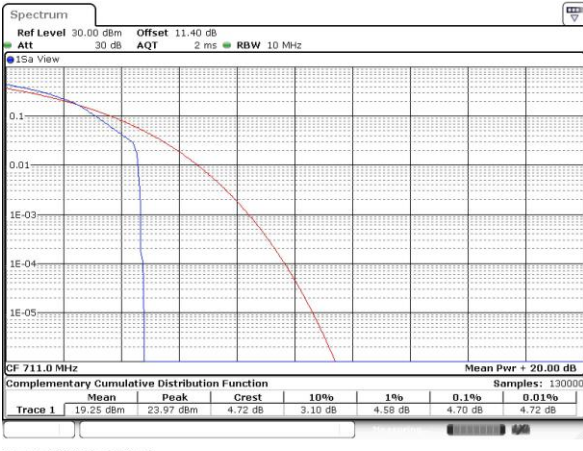
Date: 7_MAY.2016 18:22:14

Middle Channel / Full RB



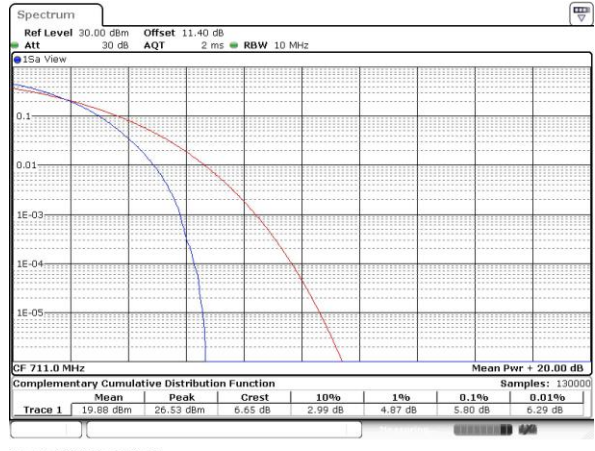
Date: 7_MAY.2016 18:22:26

Highest Channel / 1RB



Date: 7_MAY.2016 18:22:41

Highest Channel / Full RB



Date: 7_MAY.2016 18:22:52