

## #01\_HAC\_E\_GSM850\_Voice\_Ch251

Communication System: GSM-FDD (TDMA, GMSK); Frequency: 848.8 MHz; Duty Cycle: 1:8.3

Medium: Air Medium parameters used:  $\sigma = 0$  S/m,  $\epsilon_r = 1$ ;  $\rho = 1000$  kg/m<sup>3</sup>

Ambient Temperature : 23.2 °C

### DASY5 Configuration

- Probe: ER3DV6 - SN2358; ConvF(1, 1, 1); Calibrated: 2016/1/19;
- Sensor-Surface: (Fix Surface)
- Electronics: DAE4 Sn1399; Calibrated: 2015/11/23
- Phantom: HAC Test Arch with AMCC; Type: SD HAC P01 BA;
- Measurement SW: DASY52, Version 52.8 (7); SEMCAD X Version 14.6.10 (7164)

### Ch251/E Scan - ER3D: 15 mm from Probe Center to the Device/Hearing Aid

**Compatibility Test (101x101x1):** Interpolated grid: dx=0.5000 mm, dy=0.5000 mm

Device Reference Point: 0, 0, -6.3 mm

Reference Value = 28.97 V/m; Power Drift = -0.12 dB

Applied MIF = 3.63 dB

RF audio interference level = 33.92 dBV/m

**Emission category: M4**

MIF scaled E-field


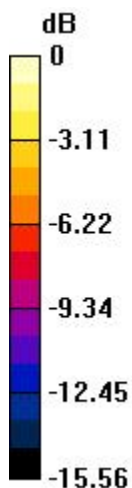
Grid 1 <b>M4</b> <b>25.69 dBV/m</b>	Grid 2 <b>M4</b> <b>27.76 dBV/m</b>	Grid 3 <b>M4</b> <b>27.74 dBV/m</b>
Grid 4 <b>M4</b> <b>29.72 dBV/m</b>	Grid 5 <b>M4</b> <b>32.18 dBV/m</b>	Grid 6 <b>M4</b> <b>32.2 dBV/m</b>
Grid 7 <b>M4</b> <b>32.5 dBV/m</b>	Grid 8 <b>M4</b> <b>33.92 dBV/m</b>	Grid 9 <b>M4</b> <b>33.92 dBV/m</b>

**Cursor:**

Total = 33.92 dBV/m

E Category: M4

Location: -9, 25, 8.7 mm



0 dB = 49.67 V/m = 33.92 dBV/m

## #02\_HAC\_E\_GSM1900\_Voice\_Ch810

Communication System: GSM-FDD (TDMA, GMSK); Frequency: 1909.8 MHz; Duty Cycle: 1:8.3

Medium: Air Medium parameters used:  $\sigma = 0$  S/m,  $\epsilon_r = 1$ ;  $\rho = 1000$  kg/m<sup>3</sup>

Ambient Temperature : 23.2 °C

### DASY5 Configuration

- Probe: ER3DV6 - SN2358; ConvF(1, 1, 1); Calibrated: 2016/1/19;
- Sensor-Surface: (Fix Surface)
- Electronics: DAE4 Sn1399; Calibrated: 2015/11/23
- Phantom: HAC Test Arch with AMCC; Type: SD HAC P01 BA;
- Measurement SW: DASY52, Version 52.8 (7); SEMCAD X Version 14.6.10 (7164)

### Ch810/E Scan - ER3D: 15 mm from Probe Center to the Device/Hearing Aid

**Compatibility Test (101x101x1):** Interpolated grid: dx=0.5000 mm, dy=0.5000 mm

Device Reference Point: 0, 0, -6.3 mm

Reference Value = 15.71 V/m; Power Drift = -0.00 dB

Applied MIF = 3.63 dB

RF audio interference level = 31.32 dBV/m

**Emission category: M3**

MIF scaled E-field


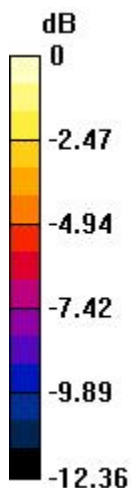
Grid 1 <b>M4</b> <b>25.29 dBV/m</b>	Grid 2 <b>M4</b> <b>27.66 dBV/m</b>	Grid 3 <b>M4</b> <b>27.71 dBV/m</b>
Grid 4 <b>M4</b> <b>23.58 dBV/m</b>	Grid 5 <b>M4</b> <b>27.43 dBV/m</b>	Grid 6 <b>M4</b> <b>27.62 dBV/m</b>
Grid 7 <b>M4</b> <b>28.34 dBV/m</b>	Grid 8 <b>M3</b> <b>31.31 dBV/m</b>	Grid 9 <b>M3</b> <b>31.32 dBV/m</b>

**Cursor:**

Total = 31.32 dBV/m

E Category: M3

Location: -9.5, 25, 8.7 mm



0 dB = 36.82 V/m = 31.32 dBV/m

### #03\_HAC\_E\_CDMA BC0\_1xRTT, RC1 SO3, 18th Rate\_Ch384

Communication System: CDMA2000, RC1, SO3, 1/8th Rate 25 fr.; Frequency: 836.52 MHz; Duty Cycle: 1:8.3

Medium: Air Medium parameters used:  $\sigma = 0$  S/m,  $\epsilon_r = 1$ ;  $\rho = 1000$  kg/m<sup>3</sup>

Ambient Temperature : 23.2 °C

#### DASY5 Configuration

- Probe: ER3DV6 - SN2358; ConvF(1, 1, 1); Calibrated: 2016/1/19;
- Sensor-Surface: (Fix Surface)
- Electronics: DAE4 Sn1399; Calibrated: 2015/11/23
- Phantom: HAC Test Arch with AMCC; Type: SD HAC P01 BA;
- Measurement SW: DASY52, Version 52.8 (7); SEMCAD X Version 14.6.10 (7164)

#### Ch384/E Scan - ER3D: 15 mm from Probe Center to the Device/Hearing Aid

**Compatibility Test (101x101x1):** Interpolated grid: dx=0.5000 mm, dy=0.5000 mm

Device Reference Point: 0, 0, -6.3 mm

Reference Value = 15.22 V/m; Power Drift = -0.05 dB

Applied MIF = 3.26 dB

RF audio interference level = 26.80 dBV/m

**Emission category: M4**

MIF scaled E-field


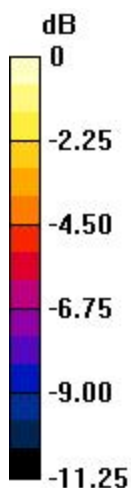
Grid 1 <b>M4</b> <b>19.31 dBV/m</b>	Grid 2 <b>M4</b> <b>19.97 dBV/m</b>	Grid 3 <b>M4</b> <b>19.23 dBV/m</b>
Grid 4 <b>M4</b> <b>21.62 dBV/m</b>	Grid 5 <b>M4</b> <b>24.4 dBV/m</b>	Grid 6 <b>M4</b> <b>24.4 dBV/m</b>
Grid 7 <b>M4</b> <b>25.66 dBV/m</b>	Grid 8 <b>M4</b> <b>26.8 dBV/m</b>	Grid 9 <b>M4</b> <b>26.78 dBV/m</b>

**Cursor:**

Total = 26.80 dBV/m

E Category: M4

Location: -7, 25, 8.7 mm



0 dB = 21.88 V/m = 26.80 dBV/m

### #04\_HAC\_E\_CDMA BC1\_1xRTT, RC1 SO3, 18th Rate\_Ch25

Communication System: CDMA2000, RC1, SO3, 1/8th Rate 25 fr.; Frequency: 1851.25 MHz; Duty Cycle: 1:8.3

Medium: Air Medium parameters used:  $\sigma = 0$  S/m,  $\epsilon_r = 1$ ;  $\rho = 1000$  kg/m<sup>3</sup>

Ambient Temperature : 23.2 °C

#### DASY5 Configuration

- Probe: ER3DV6 - SN2358; ConvF(1, 1, 1); Calibrated: 2016/1/19;
- Sensor-Surface: (Fix Surface)
- Electronics: DAE4 Sn1399; Calibrated: 2015/11/23
- Phantom: HAC Test Arch with AMCC; Type: SD HAC P01 BA;
- Measurement SW: DASY52, Version 52.8 (7); SEMCAD X Version 14.6.10 (7164)

#### Ch25/E Scan - ER3D: 15 mm from Probe Center to the Device/Hearing Aid

**Compatibility Test (101x101x1):** Interpolated grid: dx=0.5000 mm, dy=0.5000 mm

Device Reference Point: 0, 0, -6.3 mm

Reference Value = 13.07 V/m; Power Drift = 0.04 dB

Applied MIF = 3.26 dB

RF audio interference level = 23.20 dBV/m

**Emission category: M4**

MIF scaled E-field


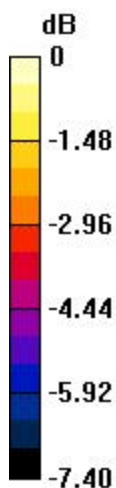
Grid 1 <b>M4</b> <b>20.15 dBV/m</b>	Grid 2 <b>M4</b> <b>22.73 dBV/m</b>	Grid 3 <b>M4</b> <b>22.76 dBV/m</b>
Grid 4 <b>M4</b> <b>19.83 dBV/m</b>	Grid 5 <b>M4</b> <b>20.72 dBV/m</b>	Grid 6 <b>M4</b> <b>20.15 dBV/m</b>
Grid 7 <b>M4</b> <b>22.17 dBV/m</b>	Grid 8 <b>M4</b> <b>23.2 dBV/m</b>	Grid 9 <b>M4</b> <b>23.08 dBV/m</b>

**Cursor:**

Total = 23.20 dBV/m

E Category: M4

Location: -3, 25, 8.7 mm



0 dB = 14.45 V/m = 23.20 dBV/m