


**Temporary Confidentiality Requested**

**Exhibit 9: Internal Photographs -- Pursuant to 47 CFR 2.1033(c)(12) and RSP100, Section 5.**




**Photograph 9-1: Front side view of the device's PC Board, Shields in place.**

**Temporary Confidentiality Requested**



**Photograph 9-2: Back side view of the device's PC Board, Shields in place.**

**Temporary Confidentiality Requested**



**Photograph 9-3: Front side view of the device's PC Board, Shields Removed.**

### Temporary Confidentiality Requested



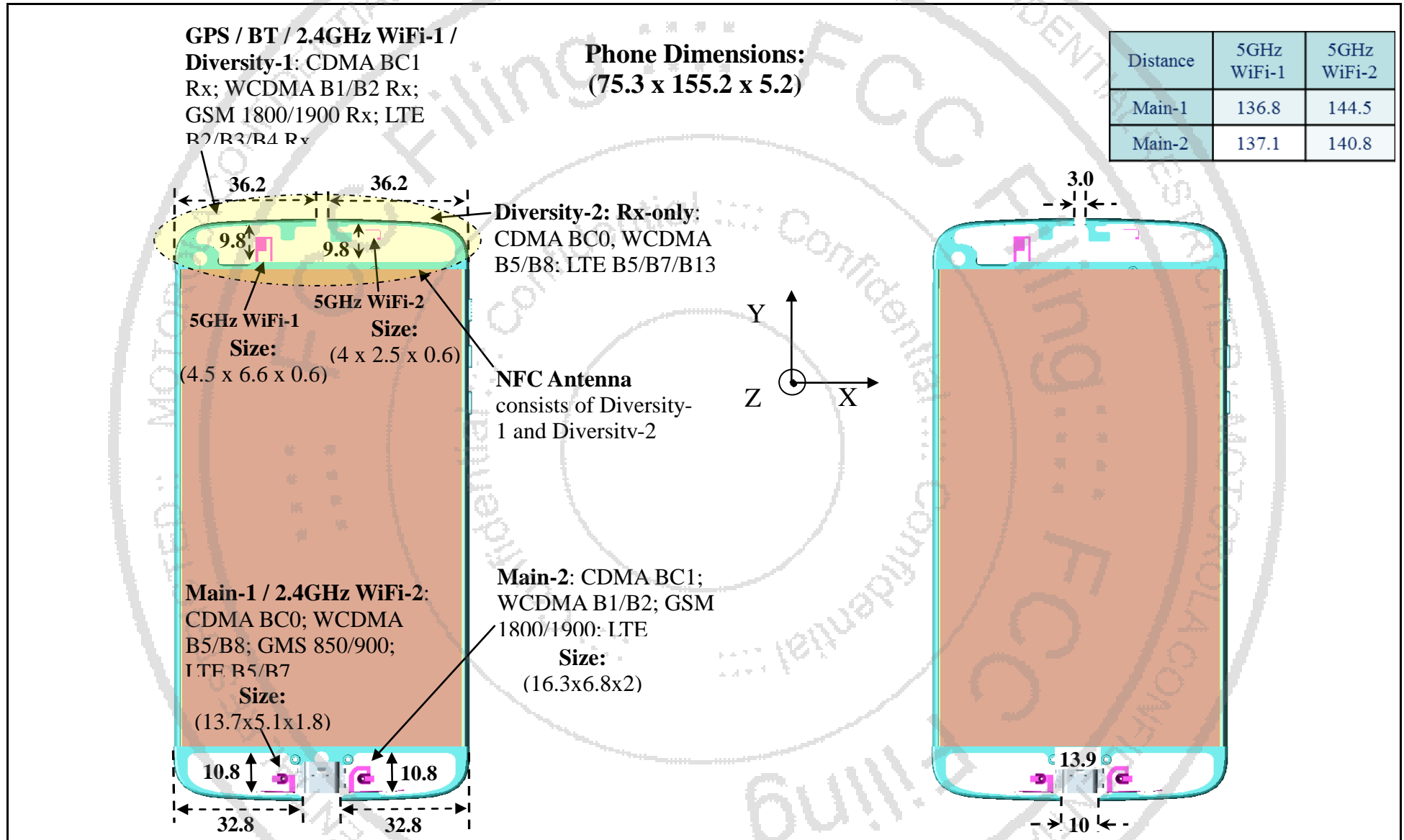
Photograph 9-4: Front Housing View, with Display and Battery.

**Temporary Confidentiality Requested**



**Photograph 9-5: Rear Housing View, with RF PCB Installed.**

**Temporary Confidentiality Requested**



**Photograph 9-6: Antenna Locations and Spacings.**