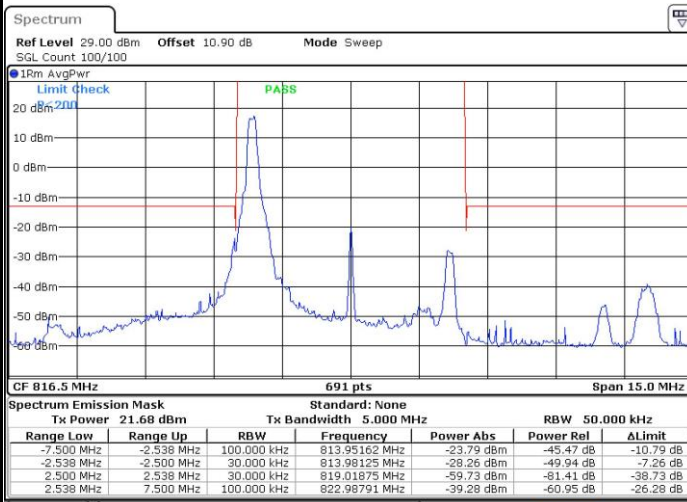




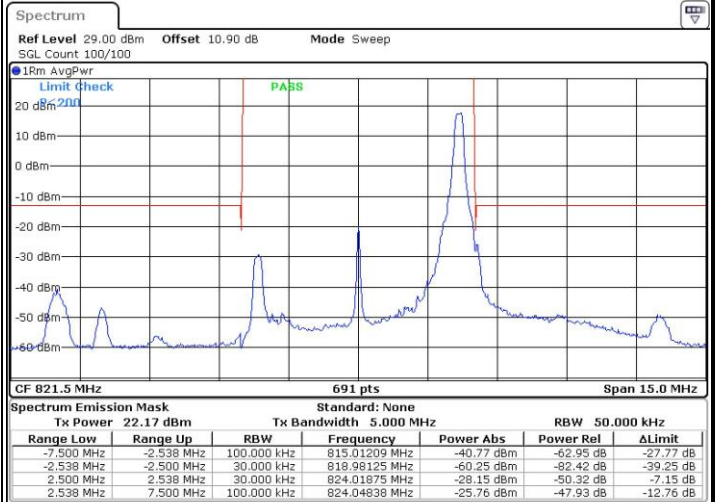
LTE Band 26 / 5MHz / QPSK

Lowest Band Edge / 1 RB



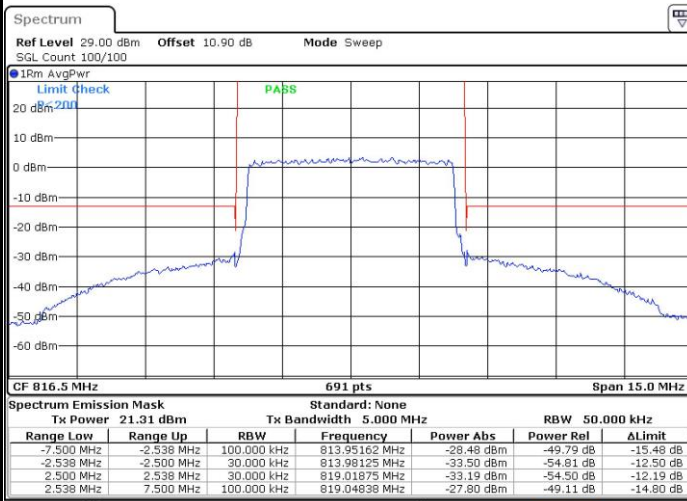
Date: 26 MAR 2016 14:46:28

Highest Band Edge / 1 RB



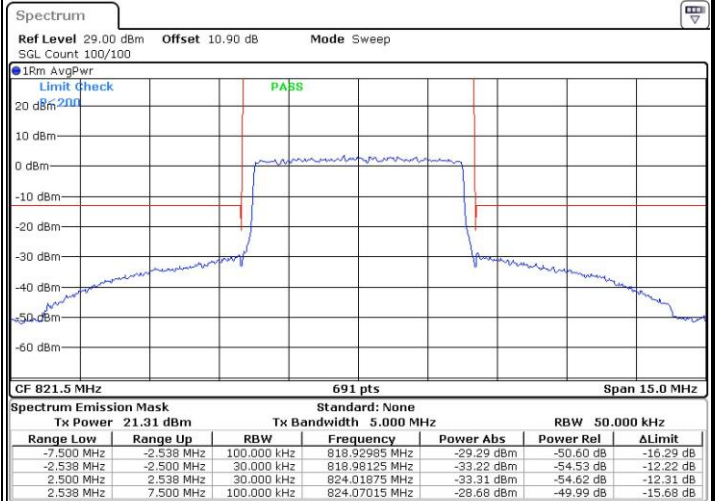
Date: 26 MAR 2016 14:50:01

Lowest Band Edge / Full RB



Date: 26 MAR 2016 14:47:47

Highest Band Edge / Full RB

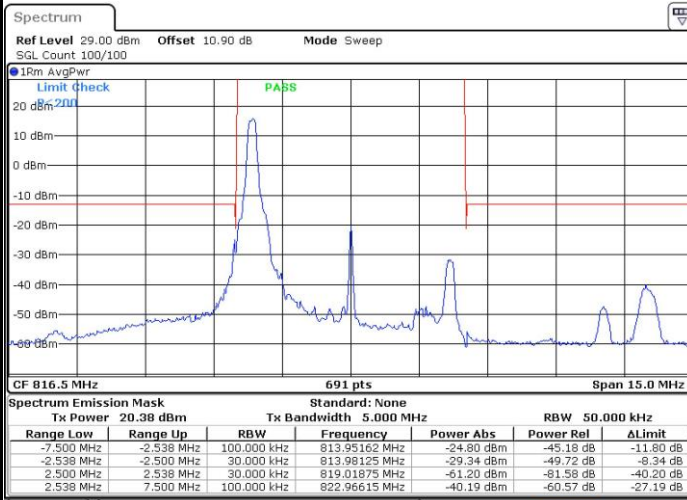


Date: 26 MAR 2016 14:48:37



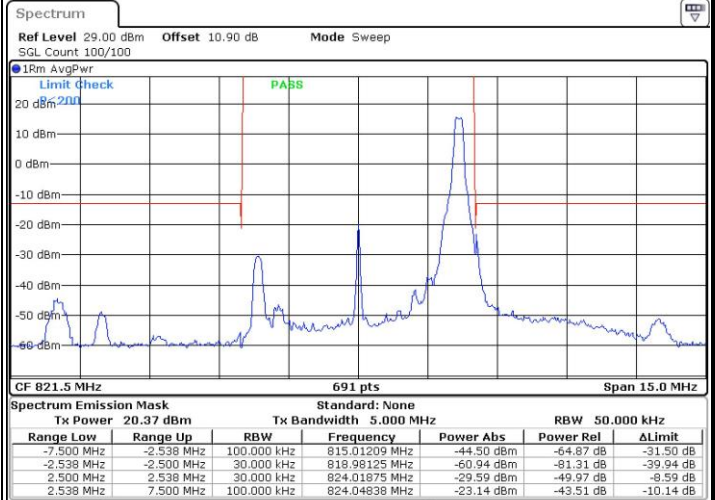
LTE Band 26 / 5MHz / 16QAM

Lowest Band Edge / 1RB



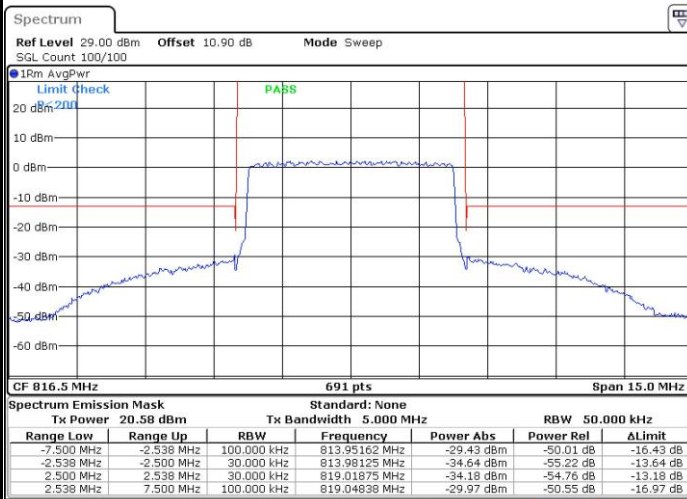
Date: 26 MAR 2016 14:46:43

Highest Band Edge / 1 RB



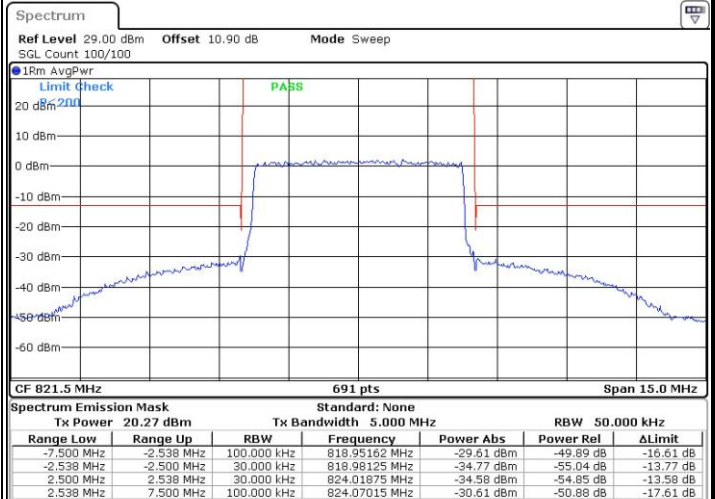
Date: 26 MAR 2016 14:49:40

Lowest Band Edge / Full RB



Date: 26 MAR 2016 14:47:32

Highest Band Edge / Full RB

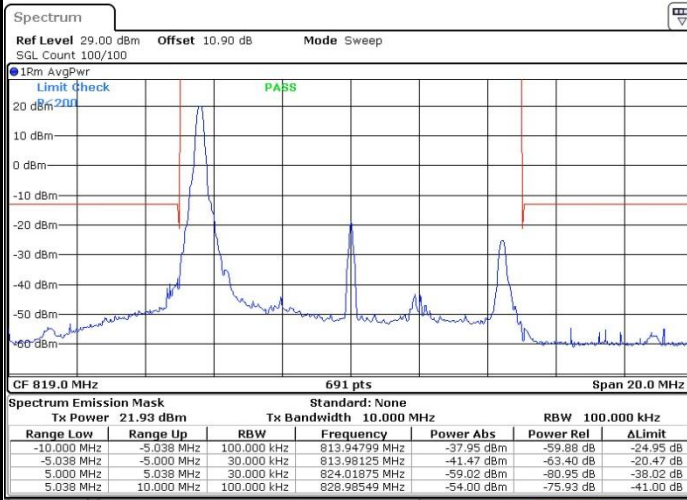


Date: 26 MAR 2016 14:48:53



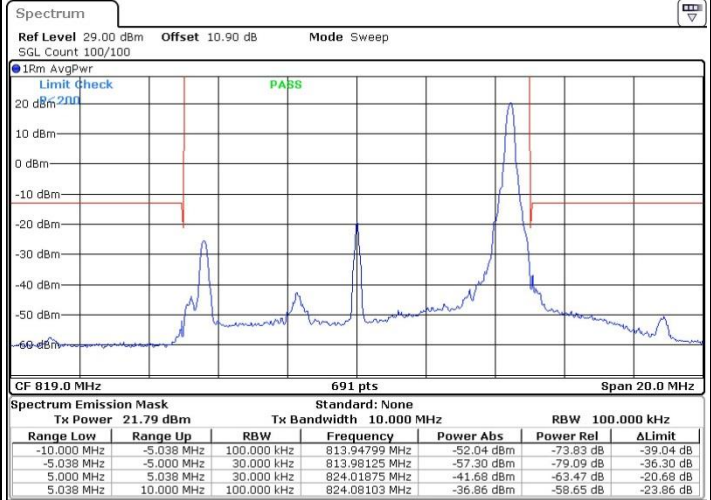
LTE Band 26 / 10MHz / QPSK

Lowest Band Edge / 1 RB



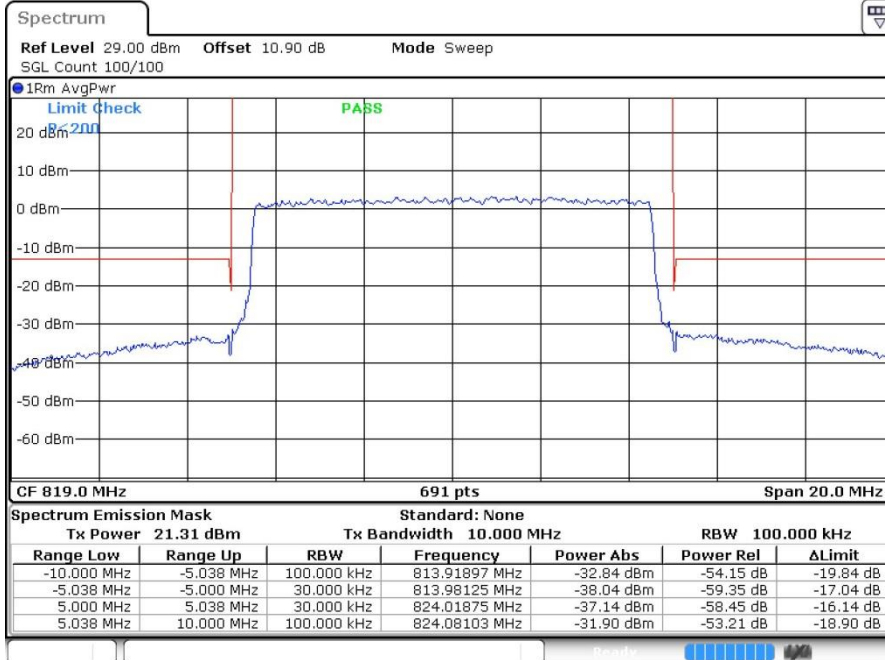
Date: 26 MAR 2016 15:00:13

Highest Band Edge / 1 RB



Date: 26.MAR.2016 14:50:26

Band Edge / Full BR

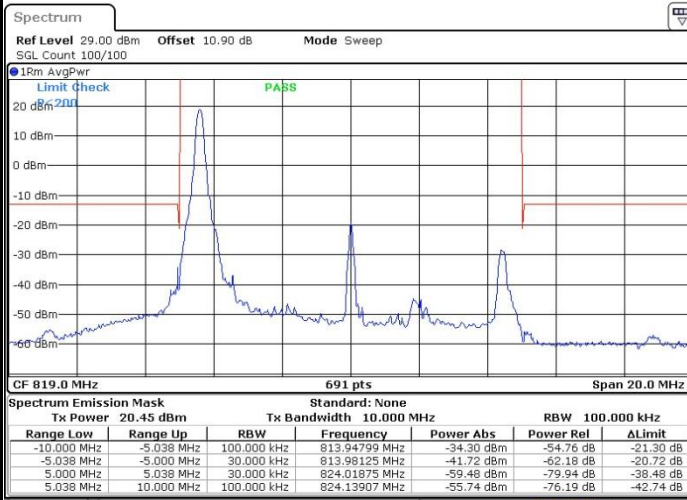


Date: 26.MAR.2016 14:51:39



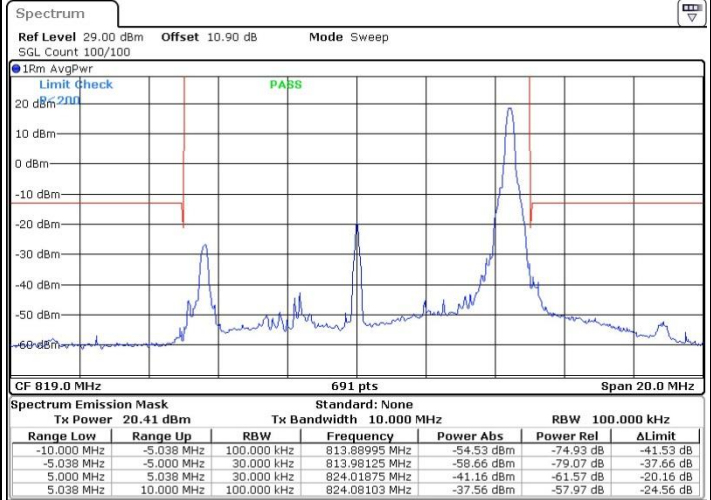
LTE Band 26 / 10MHz / 16QAM

Lowest Band Edge / 1 RB



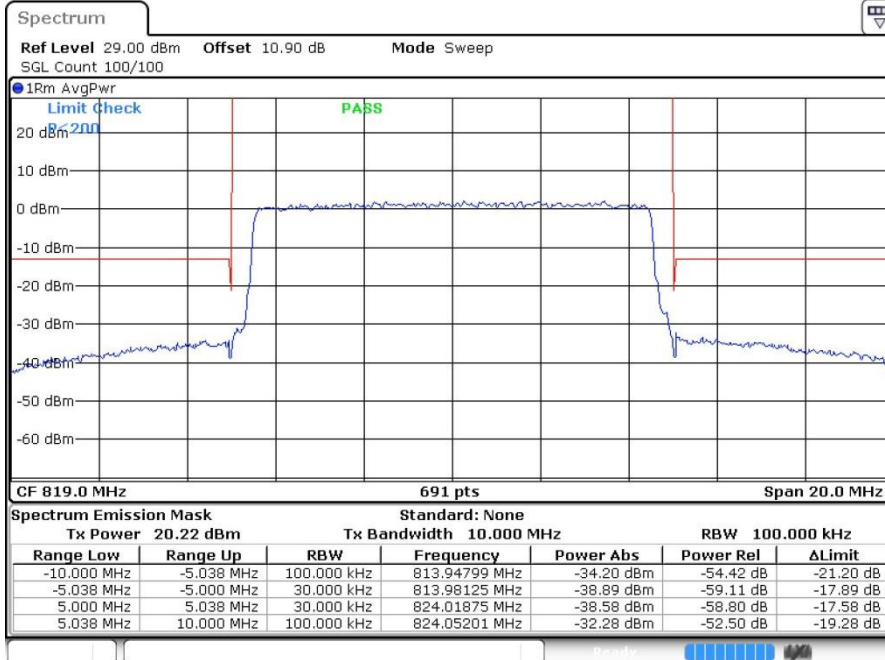
Date: 26 MAR 2016 15:00:45

Highest Band Edge / 1 RB



Date: 26.MAR.2016 14:50:45

Band Edge / Full RB



Date: 26.MAR.2016 14:51:18



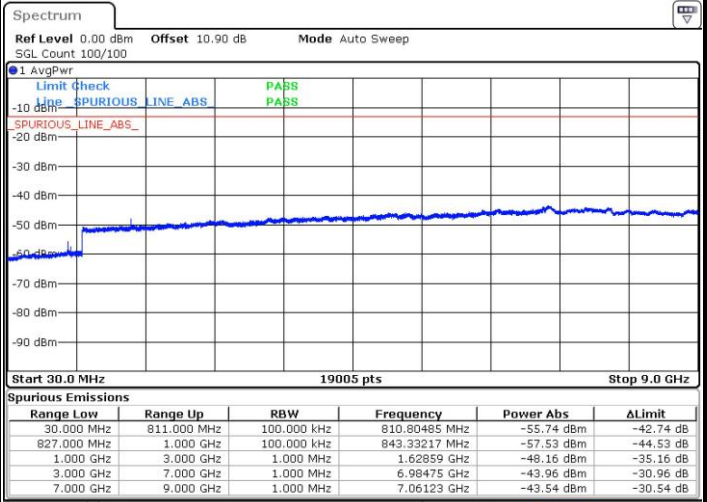
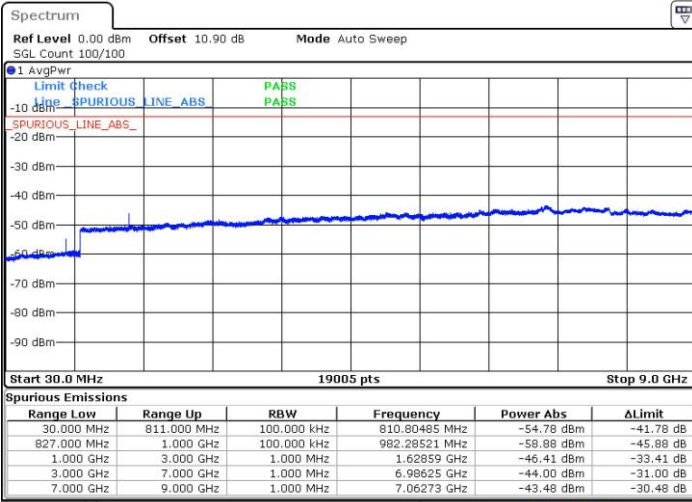
Emissions Mask – Out Of Band Emissions



LTE Band 26 / 1.4MHz

Lowest Channel / QPSK

Lowest Channel / 16QAM

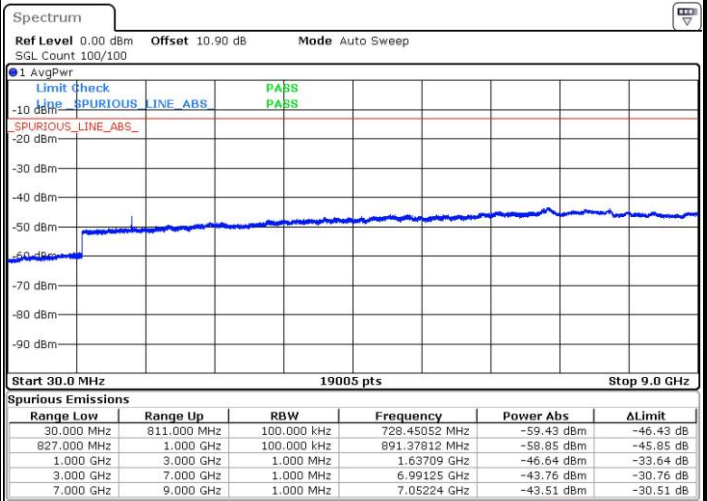
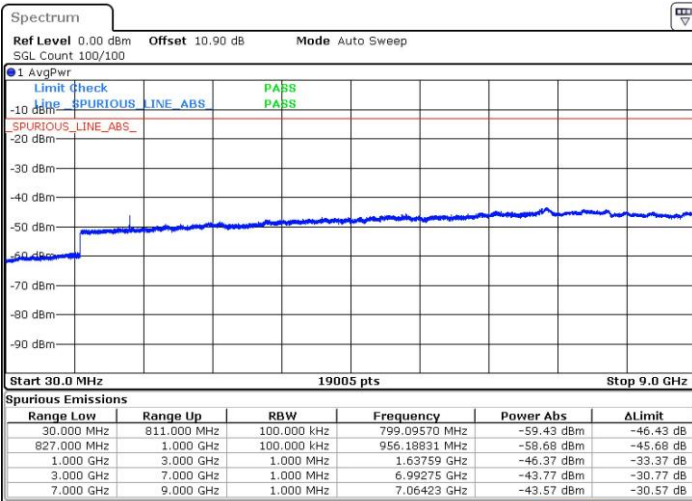


Date: 26.MAR.2016 14:23:20

Date: 26.MAR.2016 14:24:15

Middle Channel / QPSK

Middle Channel / 16QAM



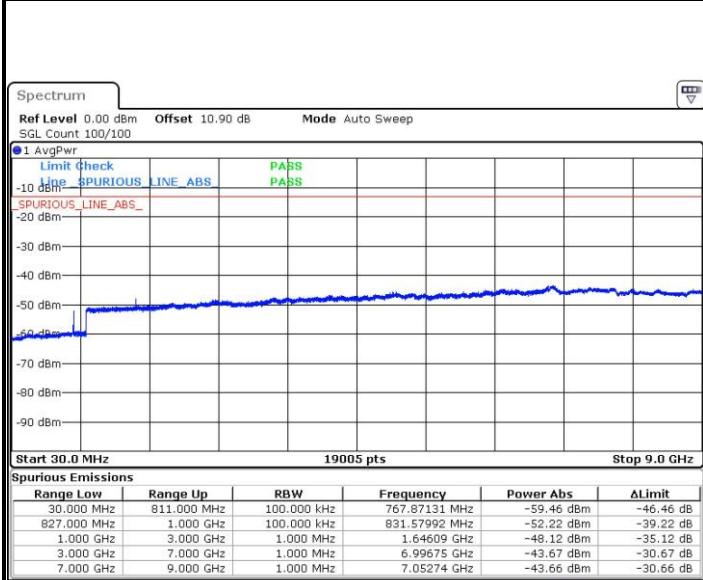
Date: 26.MAR.2016 14:25:51

Date: 26.MAR.2016 14:26:45



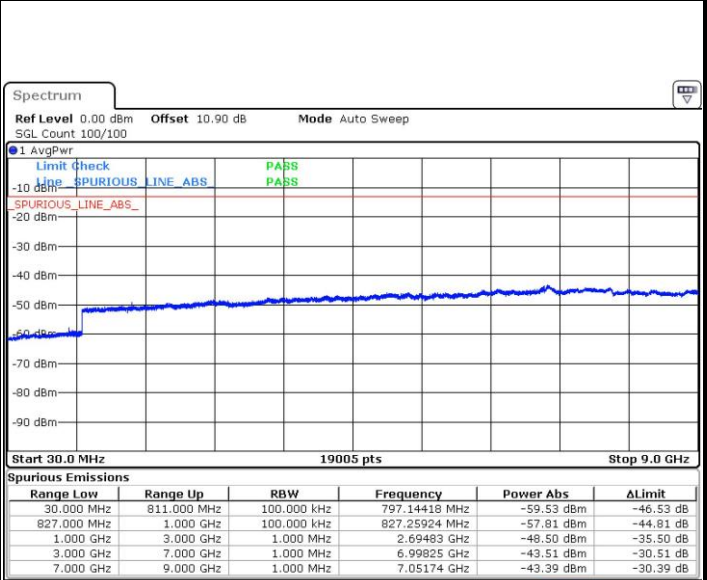
LTE Band 26 / 1.4MHz

Highest Channel / QPSK



Date: 26 MAR 2016 14:28:22

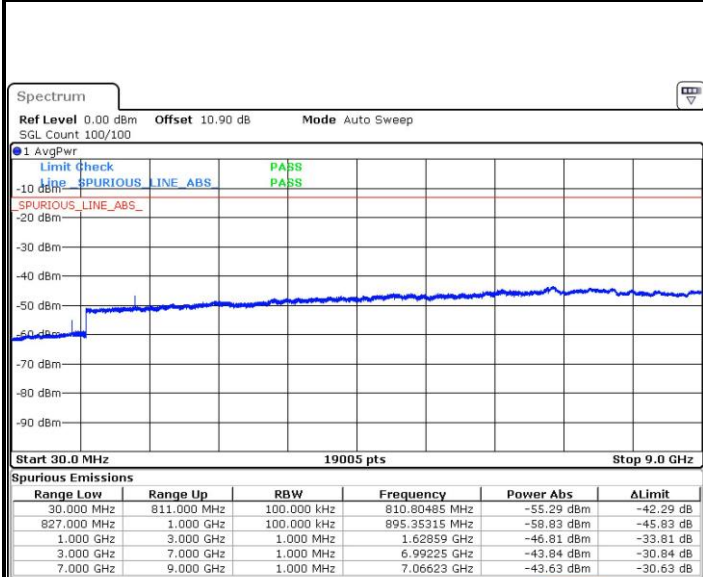
Highest Channel / 16QAM



Date: 26 MAR 2016 14:29:16

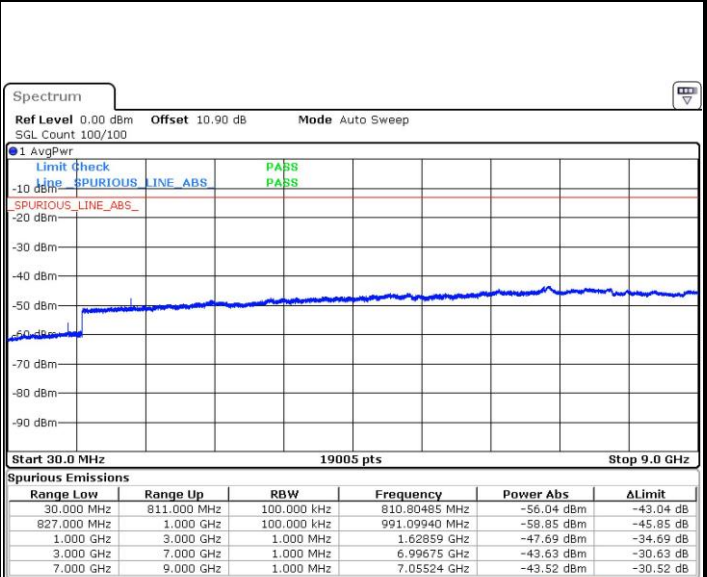
LTE Band 26 / 3MHz

Lowest Channel / QPSK



Date: 26 MAR 2016 14:04:42

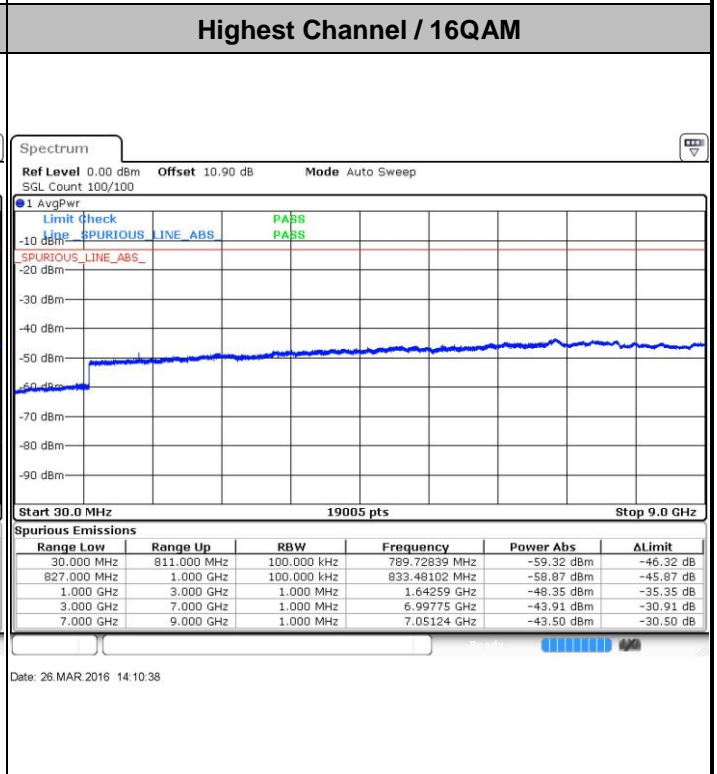
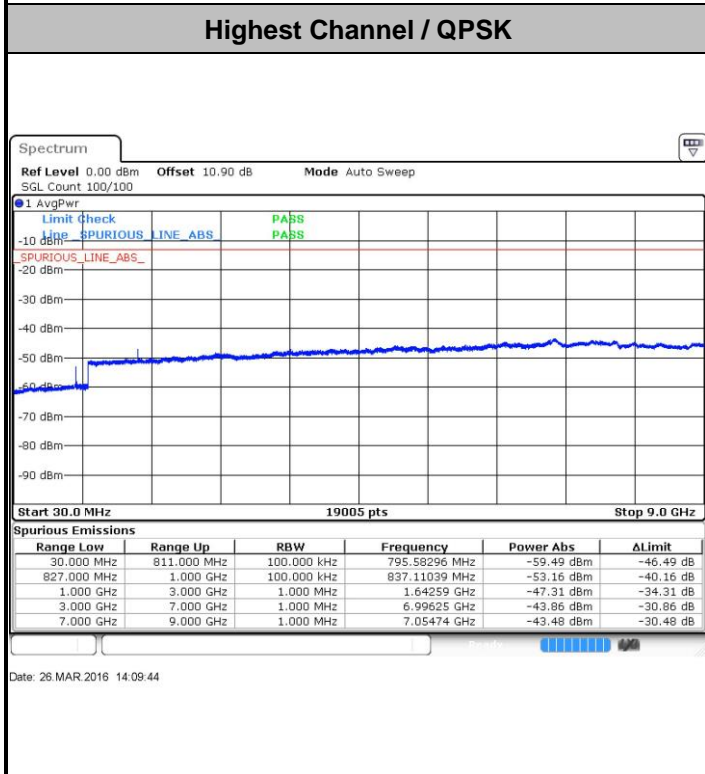
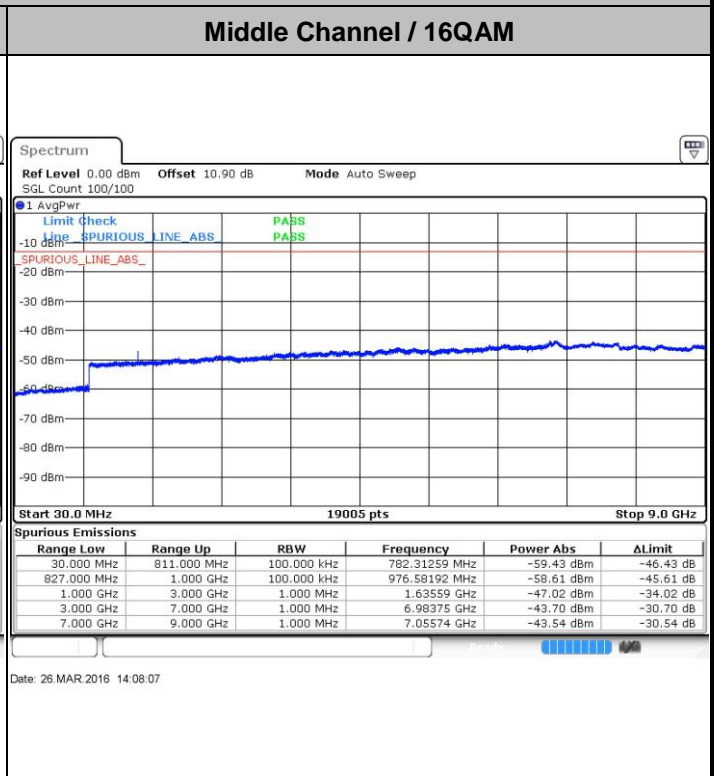
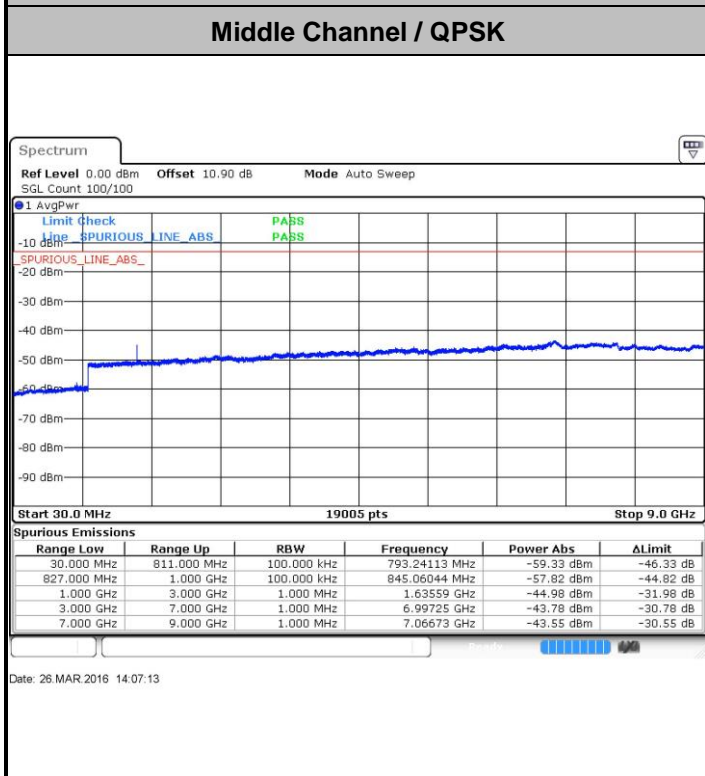
Lowest Channel / 16QAM



Date: 26 MAR 2016 14:05:37



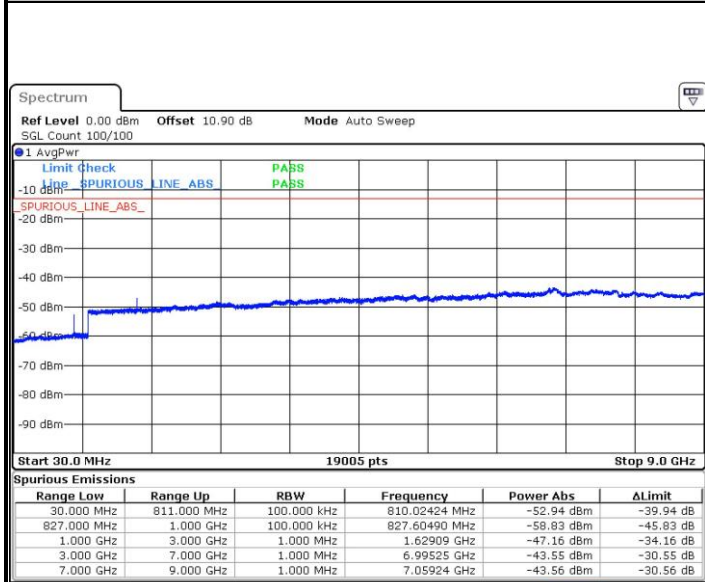
LTE Band 26 / 3MHz





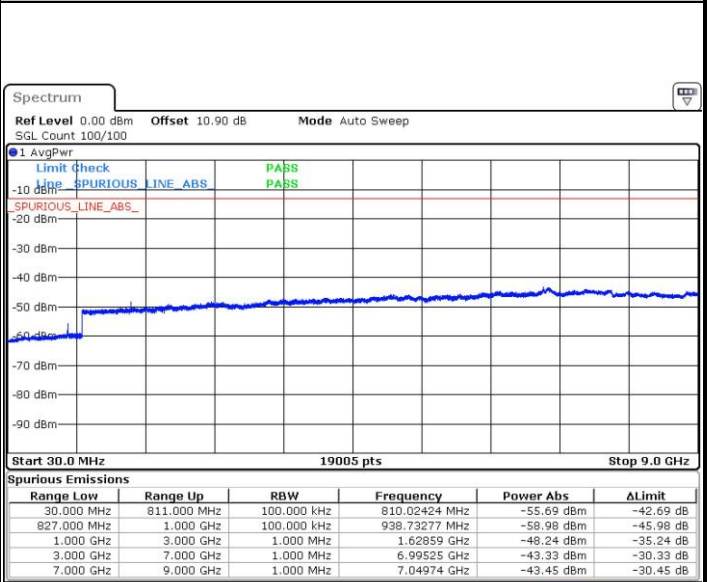
LTE Band 26 / 5MHz

Lowest Channel / QPSK



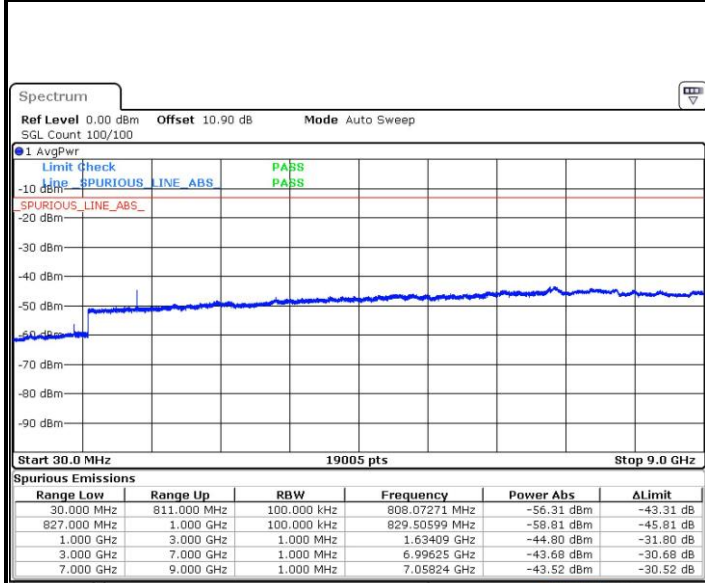
Date: 26.MAR.2016 14:12:15

Lowest Channel / 16QAM



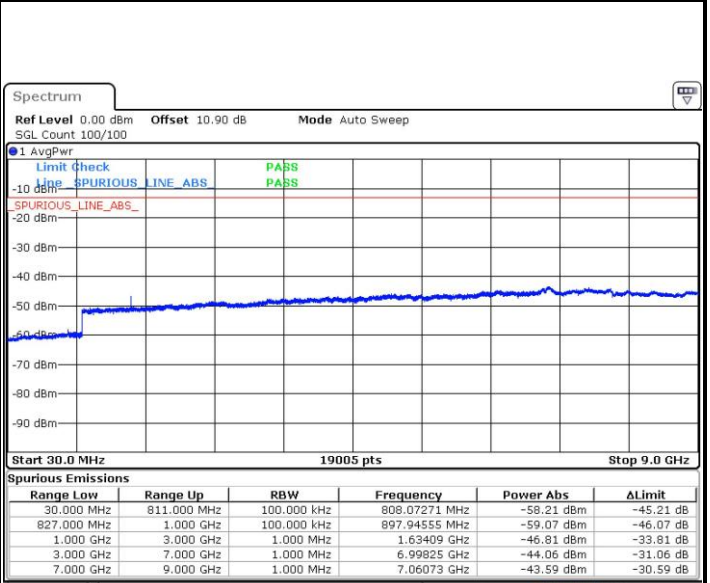
Date: 26.MAR.2016 14:13:09

Middle Channel / QPSK



Date: 26.MAR.2016 14:14:45

Middle Channel / 16QAM



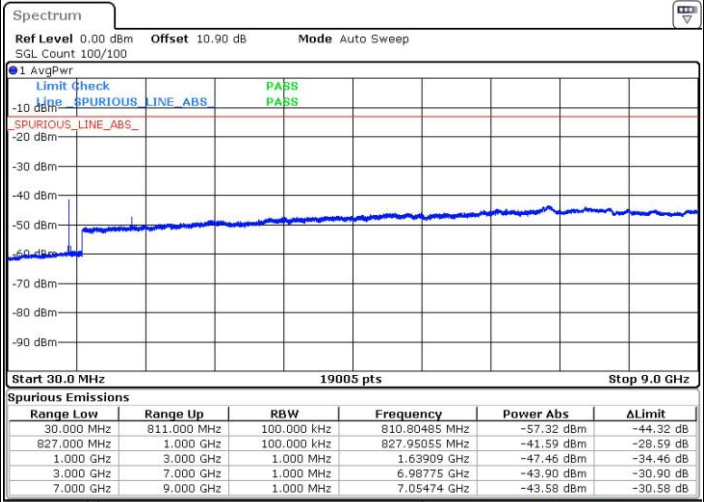
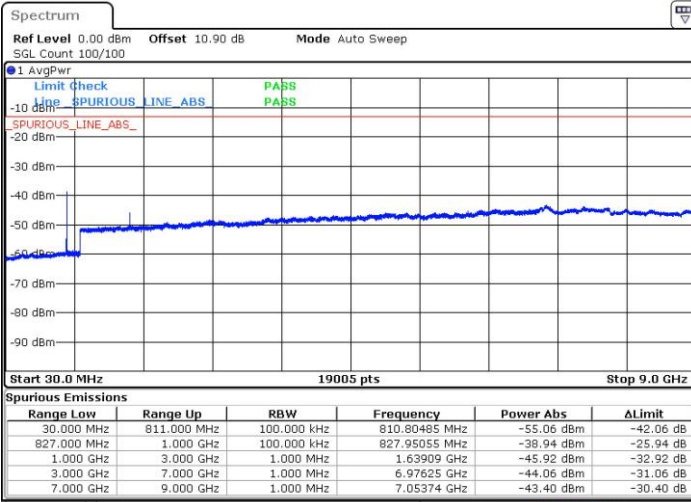
Date: 26.MAR.2016 14:15:39



LTE Band 26 / 5MHz

Highest Channel / QPSK

Highest Channel / 16QAM



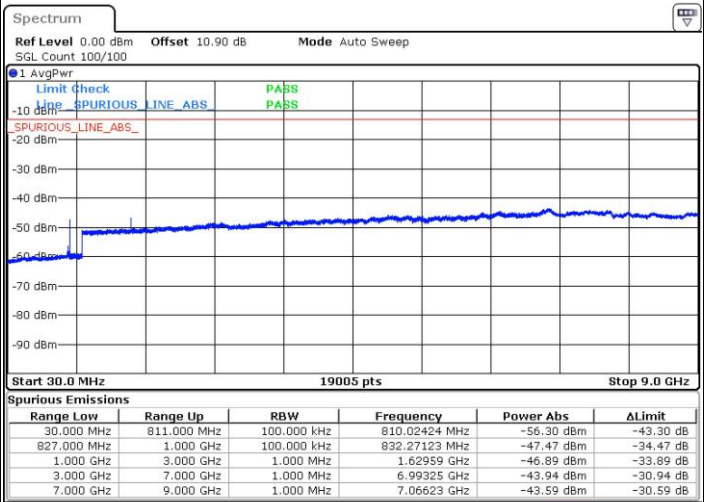
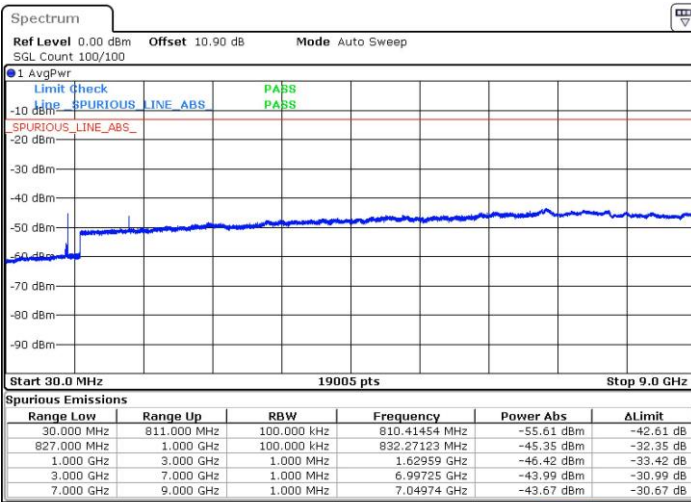
Date: 26 MAR 2016 14:17:16

Date: 26 MAR 2016 14:18:11

LTE Band 26 / 10MHz

Middle Channel / QPSK

Middle Channel / 16QAM



Date: 26 MAR 2016 14:19:47

Date: 26 MAR 2016 14:20:41



Frequency Stability

Test Conditions		LTE Band 26 (QPSK) / Middle Channel	Limit
Temperature (°C)	Voltage (Volt)	BW 10MHz	Note 2.
		Deviation (ppm)	Result
50	Normal Voltage	0.0009	PASS
40	Normal Voltage	0.0033	
30	Normal Voltage	0.0105	
20(Ref.)	Normal Voltage	0.0000	
10	Normal Voltage	0.0112	
0	Normal Voltage	0.0106	
-10	Normal Voltage	0.0106	
-20	Normal Voltage	0.0121	
-30	Normal Voltage	0.0100	
20	Maximum Voltage	0.0021	
20	Normal Voltage	0.0000	
20	Battery End Point	0.0024	

Note:

1. Normal Voltage = 3.8 V. ; Battery End Point (BEP) = 3.2 V. ; Maximum Voltage =4.35 V
2. Note: The frequency fundamental emissions stay within the authorized frequency block.



Radiated Spurious Emission

Part90S LTE Band 26

LTE Band 26 / 1.4MHz / QPSK									
Channel	Frequency (MHz)	ERP (dBm)	Limit (dBm)	Over Limit (dB)	SPA Reading (dBm)	S.G. Power (dBm)	TX Cable loss (dB)	TX Antenna Gain (dBi)	Polarization (H/V)
Lowest	1632	-64.23	-13	-51.23	-44.56	-66.04	0.97	4.93	H
	2440	-69.62	-13	-56.62	-52.89	-71.42	1.27	5.22	H
	3256	-68.68	-13	-55.68	-55.19	-71.93	1.53	6.93	H
									H
									H
									H
	1632	-57.31	-13	-44.31	-38.04	-59.12	0.97	4.93	V
	2440	-69.25	-13	-56.25	-53.92	-71.05	1.27	5.22	V
	3256	-68.03	-13	-55.03	-55.43	-71.28	1.53	6.93	V
									V
Middle	1640	-63.41	-13	-50.41	-44.3	-65.19	0.97	4.91	H
	2456	-68.41	-13	-55.41	-52.27	-70.25	1.28	5.27	H
	3272	-68.76	-13	-55.76	-54.9	-72.07	1.53	7.00	H
									H
									H
									H
	1640	-58.39	-13	-45.39	-39.45	-60.17	0.97	4.91	V
	2456	-68.38	-13	-55.38	-52.56	-70.22	1.28	5.27	V
	3272	-68.23	-13	-55.23	-55.35	-71.54	1.53	7.00	V
									V
Highest	1648	-66.26	-13	-53.26	-47.08	-68.02	0.98	4.89	H
	2472	-69.55	-13	-56.55	-52.99	-71.43	1.28	5.32	H
	3296	-68.64	-13	-55.64	-54.79	-72.05	1.54	7.10	H
									H
									H
									H
	1648	-65.75	-13	-52.75	-46.64	-67.51	0.98	4.89	V
	2472	-68.76	-13	-55.76	52.31	-70.64	1.28	5.32	V
	3296	-68.66	-13	-55.66	-55.01	-72.07	1.54	7.10	V
									V

Remark: Spurious emissions within 30-1000MHz were found more than 20dB below limit line.



LTE Band 26 / 3MHz / QPSK									
Channel	Frequency (MHz)	ERP (dBm)	Limit (dBm)	Over Limit (dB)	SPA Reading (dBm)	S.G. Power (dBm)	TX Cable loss (dB)	TX Antenna Gain (dBi)	Polarization (H/V)
Lowest	1632	-60.24	-13	-47.24	-41.23	-62.05	0.97	4.93	H
	2440	-69.42	-13	-56.42	-52.65	-71.22	1.27	5.22	H
	3256	-68.43	-13	-55.43	-54.97	-71.68	1.53	6.93	H
									H
									H
									H
									H
	1632	-57.62	-13	-44.62	-37.71	-59.43	0.97	4.93	V
	2440	-69.45	-13	-56.45	-53.69	-71.25	1.27	5.22	V
	3256	-68.58	-13	-55.58	-55.08	-71.83	1.53	6.93	V
									V
	Middle	1632	-62.48	-13	-49.48	-42.72	-64.29	0.97	4.93
2456		-69.17	-13	-56.17	-52.82	-71.01	1.28	5.27	H
3270		-67.27	-13	-54.27	-54.21	-70.58	1.53	6.99	H
									H
									H
									H
									H
1632		-59.61	-13	-46.61	-40.46	-61.42	0.97	4.93	V
2456		-69.50	-13	-56.50	-53.38	-71.34	1.28	5.27	V
3270		-68.56	-13	-55.56	-55.18	-71.87	1.53	6.99	V
									V
Highest		1641	-62.47	-13	-49.47	-42.84	-64.25	0.97	4.91
	2464	-67.21	-13	-54.21	-51.42	-69.07	1.28	5.29	H
	3285	-68.16	-13	-55.16	-55.01	-71.53	1.54	7.05	H
									H
									H
									H
									H
	1641	-62.37	-13	-49.37	-43.34	-64.15	0.97	4.91	V
	2464	-68.62	-13	-55.62	-52.82	-70.48	1.28	5.29	V
	3285	-68.64	-13	-55.64	-55.49	-72.01	1.54	7.05	V
									V
									V
								V	

Remark: Spurious emissions within 30-1000MHz were found more than 20dB below limit line.



LTE Band 26 / 5MHz / QPSK									
Channel	Frequency (MHz)	ERP (dBm)	Limit (dBm)	Over Limit (dB)	SPA Reading (dBm)	S.G. Power (dBm)	TX Cable loss (dB)	TX Antenna Gain (dBi)	Polarization (H/V)
Lowest	1632	-61.61	-13	-48.61	-42.08	-63.42	0.97	4.93	H
	2440	-68.48	-13	-55.48	-51.9	-70.28	1.27	5.22	H
	3256	-67.39	-13	-54.39	-54.49	-70.64	1.53	6.93	H
									H
									H
									H
									H
	1632	-57.44	-13	-44.44	37.96	-59.25	0.97	4.93	V
	2440	-69.23	-13	-56.23	-53.1	-71.03	1.27	5.22	V
	3256	-68.16	-13	-55.16	-55.09	-71.41	1.53	6.93	V
									V
	Middle	1632	-61.48	-13	-48.48	-42.36	-63.29	0.97	4.93
2448		-69.33	-13	-56.33	-53.09	-71.15	1.27	5.24	H
3264		-67.36	-13	-54.36	-54.32	-70.64	1.53	6.96	H
									H
									H
									H
									H
1632		-58.62	-13	-45.62	-39.41	-60.43	0.97	4.93	V
2448		-69.46	-13	-56.46	-53.91	-71.28	1.27	5.24	V
3264		-68.00	-13	-55.00	-55.03	-71.28	1.53	6.96	V
									V
Highest		1640	-62.09	-13	-49.09	-43.34	-63.87	0.97	4.91
	2464	-66.43	-13	-53.43	-50.43	-68.29	1.28	5.29	H
	3288	-67.63	-13	-54.63	-54.63	-71.01	1.54	7.07	H
									H
									H
									H
									H
	1640	-60.97	-13	-47.97	-41.61	-62.75	0.97	4.91	V
	2464	-68.23	-13	-55.23	-52.66	-70.09	1.28	5.29	V
	3288	-68.10	-13	-55.10	-55.41	-71.48	1.54	7.07	V
									V
									V
								V	

Remark: Spurious emissions within 30-1000MHz were found more than 20dB below limit line.



LTE Band 26 / 10MHz / QPSK									
Channel	Frequency (MHz)	ERP (dBm)	Limit (dBm)	Over Limit (dB)	SPA Reading (dBm)	S.G. Power (dBm)	TX Cable loss (dB)	TX Antenna Gain (dBi)	Polarization (H/V)
Middle	1632	-60.53	-13	-47.53	-41.19	-62.34	0.97	4.93	H
	2448	-68.40	-13	-55.40	-52	-70.22	1.27	5.24	H
	3264	-67.37	-13	-54.37	-54.24	-70.65	1.53	6.96	H
									H
									H
									H
									H
	1632	-55.00	-13	-42.00	-36.56	-56.81	0.97	4.93	V
	2448	-69.44	-13	-56.44	-53.42	-71.26	1.27	5.24	V
	3264	-68.60	-13	-55.60	-55.08	-71.88	1.53	6.96	V
									V
									V
									V
									V

Remark: Spurious emissions within 30-1000MHz were found more than 20dB below limit line.