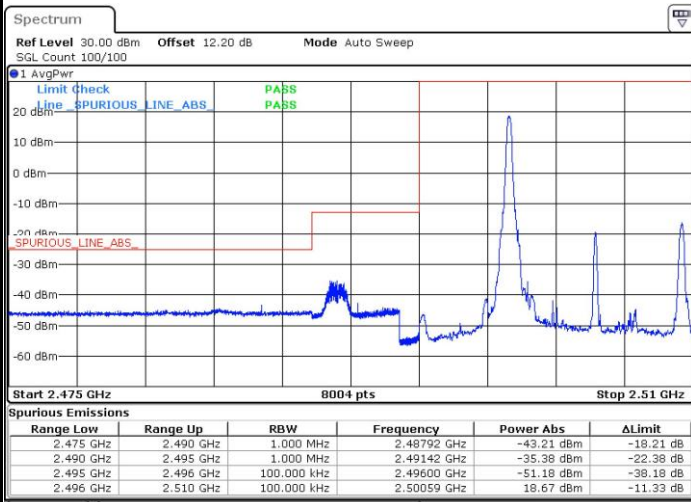




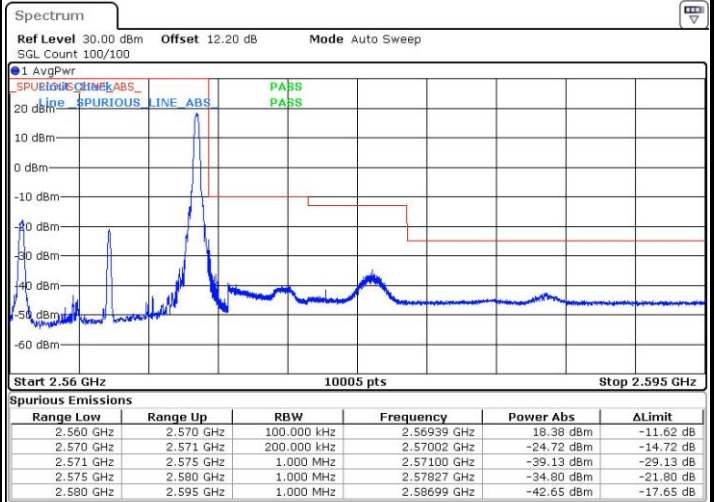
LTE Band 7 / 10MHz / 16QAM

Lowest Band Edge / 1 RB



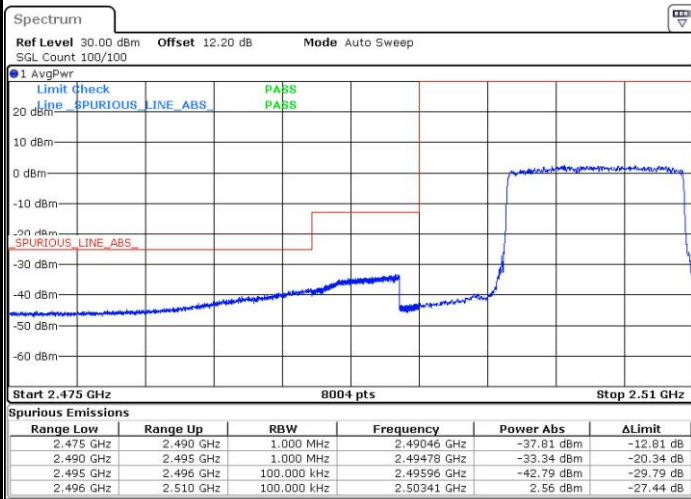
Date: 8.FEB.2016 17:26:17

Highest Band Edge / 1 RB



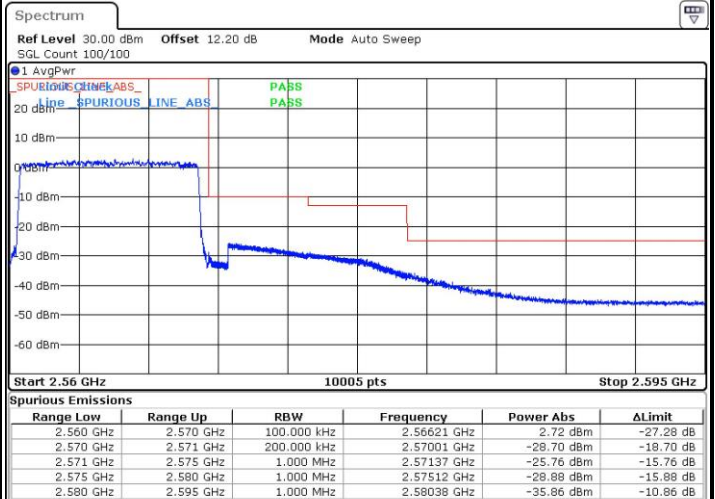
Date: 8.FEB.2016 17:36:20

Lowest Band Edge / Full RB



Date: 8.FEB.2016 17:28:36

Highest Band Edge / Full RB

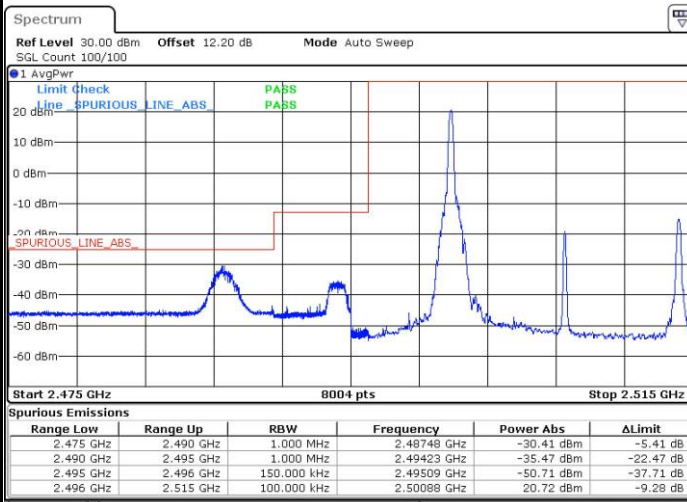


Date: 8.FEB.2016 17:38:40



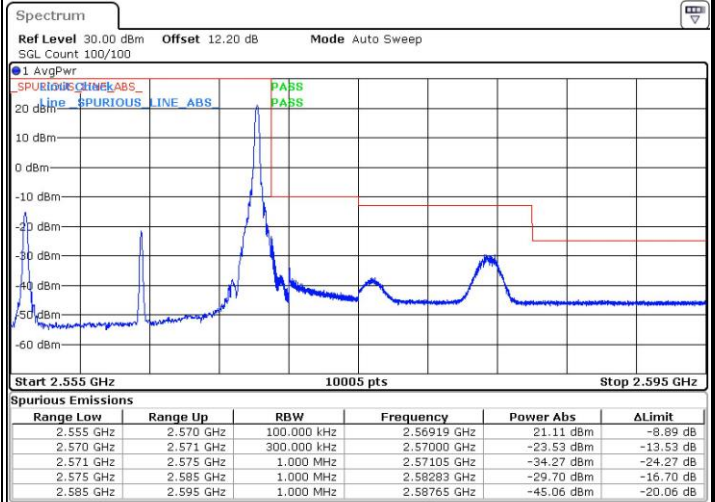
LTE Band 7 / 15MHz / QPSK

Lowest Band Edge / 1 RB



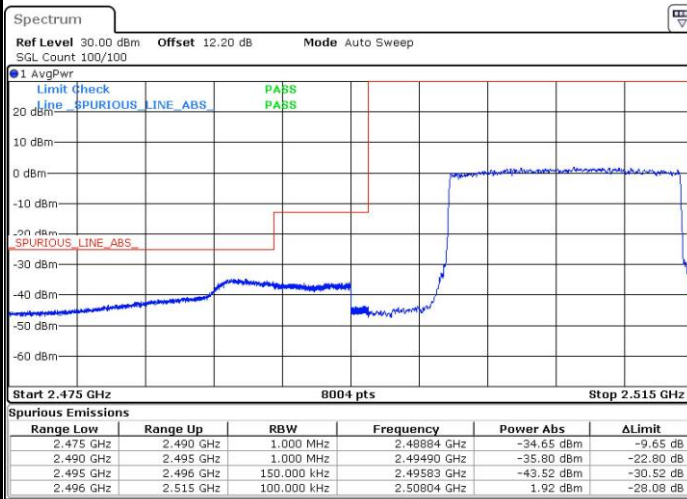
Date: 8.FEB.2016 17:42:32

Highest Band Edge / 1 RB



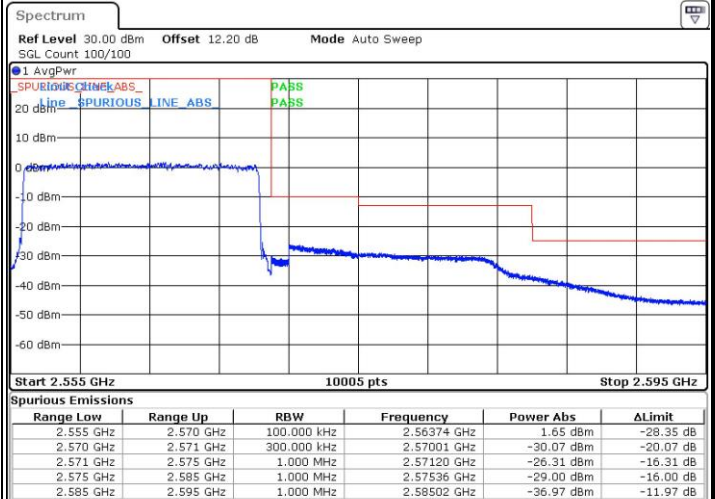
Date: 8.FEB.2016 17:52:36

Lowest Band Edge / Full RB



Date: 8.FEB.2016 17:44:52

Highest Band Edge / Full RB

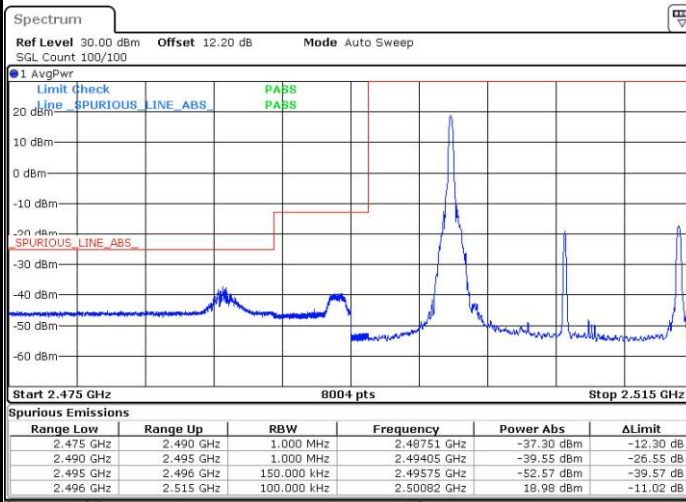


Date: 8.FEB.2016 17:54:56



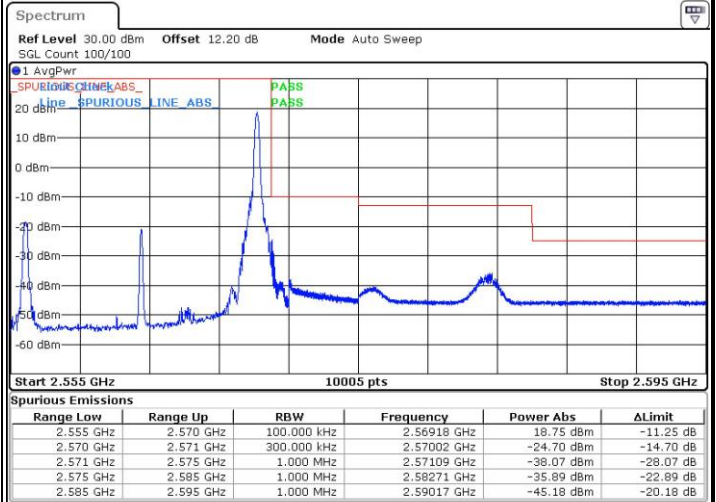
LTE Band 7 / 15MHz / 16QAM

Lowest Band Edge / 1 RB



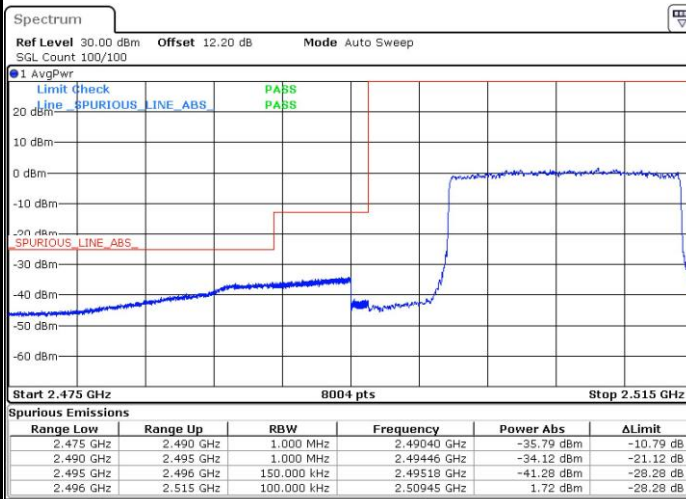
Date: 8.FEB.2016 17:43:42

Highest Band Edge / 1 RB



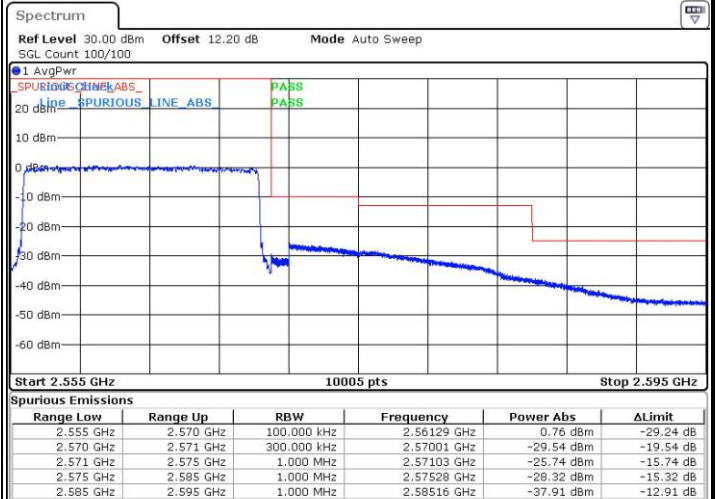
Date: 8.FEB.2016 17:53:46

Lowest Band Edge / Full RB



Date: 8.FEB.2016 17:46:02

Highest Band Edge / Full RB

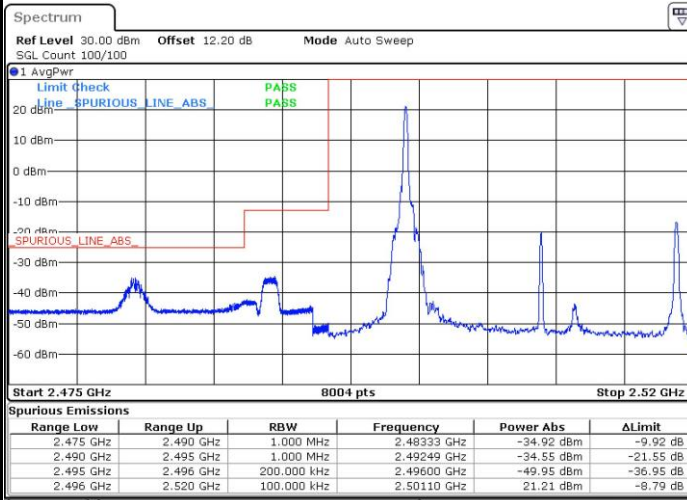


Date: 8.FEB.2016 17:56:06



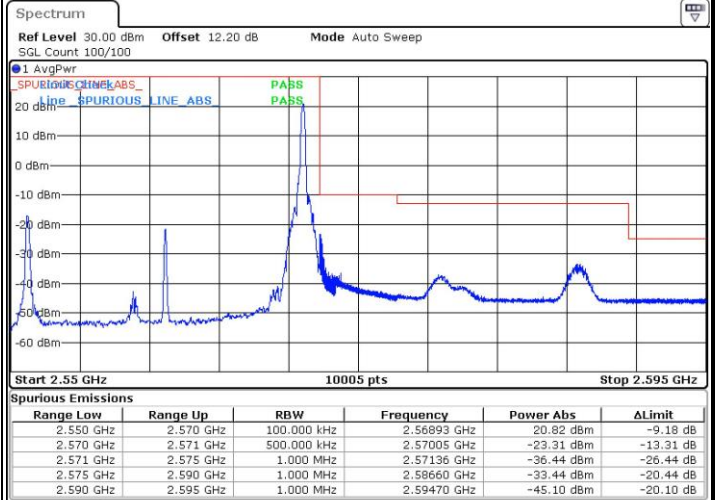
LTE Band 7 / 20MHz / QPSK

Lowest Band Edge / 1 RB



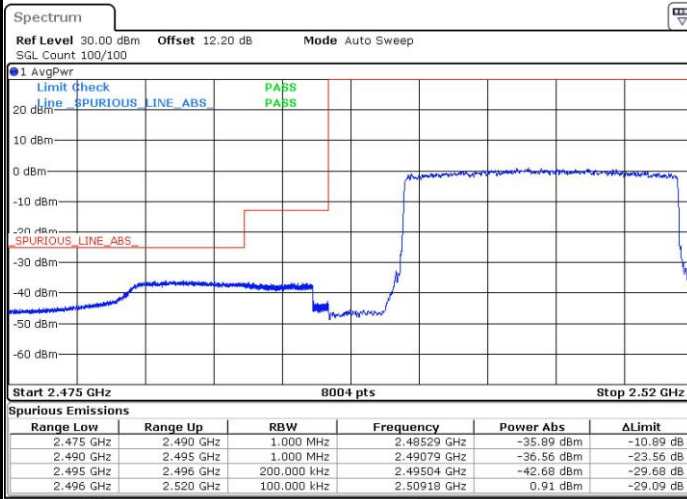
Date: 8.FEB.2016 17:59:57

Highest Band Edge / 1 RB



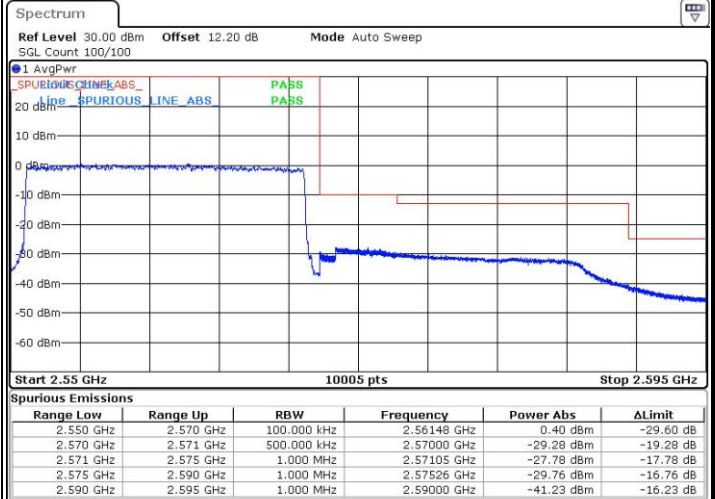
Date: 8.FEB.2016 18:10:01

Lowest Band Edge / Full RB



Date: 8.FEB.2016 18:02:17

Highest Band Edge / Full RB

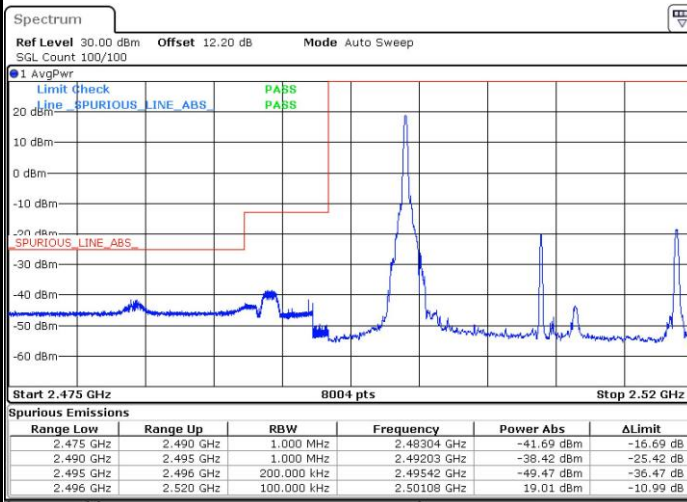


Date: 8.FEB.2016 18:13:30



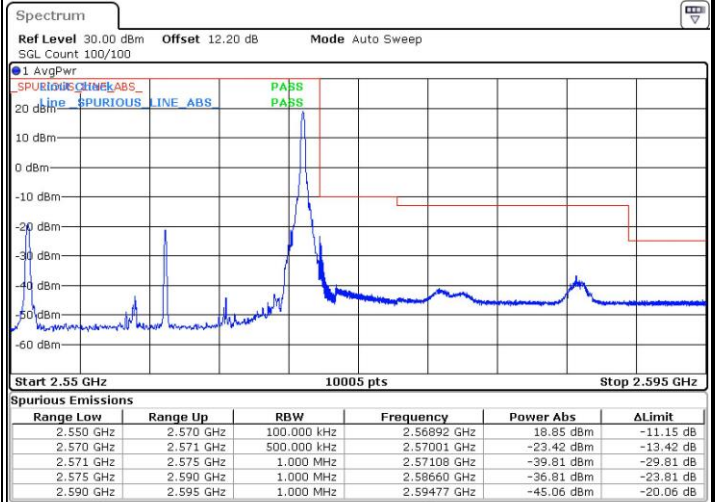
LTE Band 7 / 20MHz / 16QAM

Lowest Band Edge / 1 RB



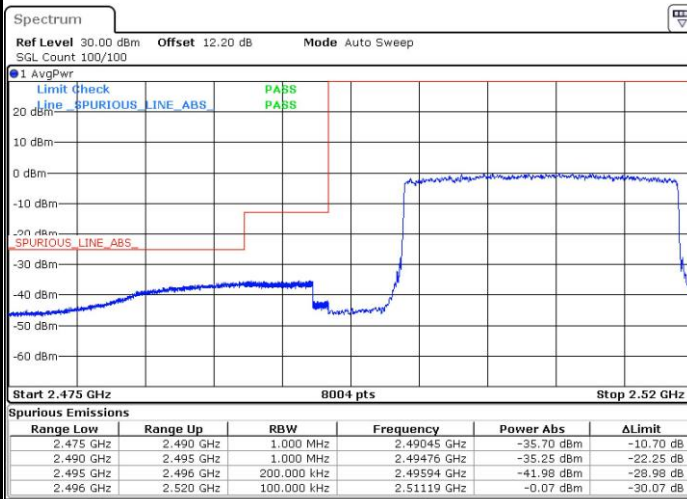
Date: 8.FEB.2016 18:01:07

Highest Band Edge / 1RB



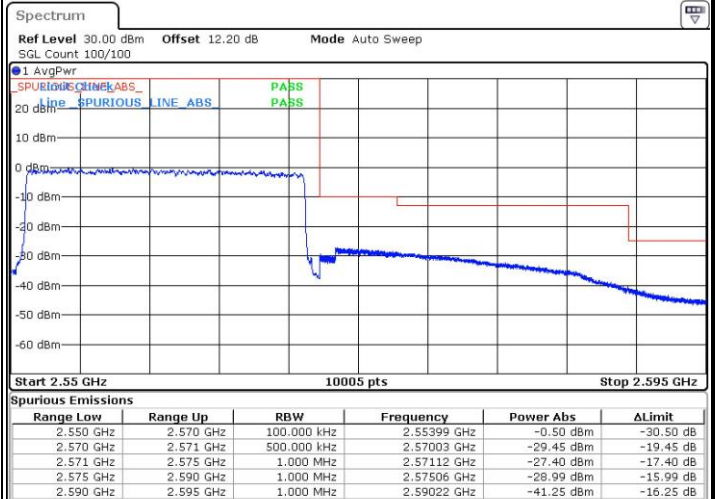
Date: 8.FEB.2016 18:11:11

Lowest Band Edge / Full RB



Date: 8.FEB.2016 18:03:27

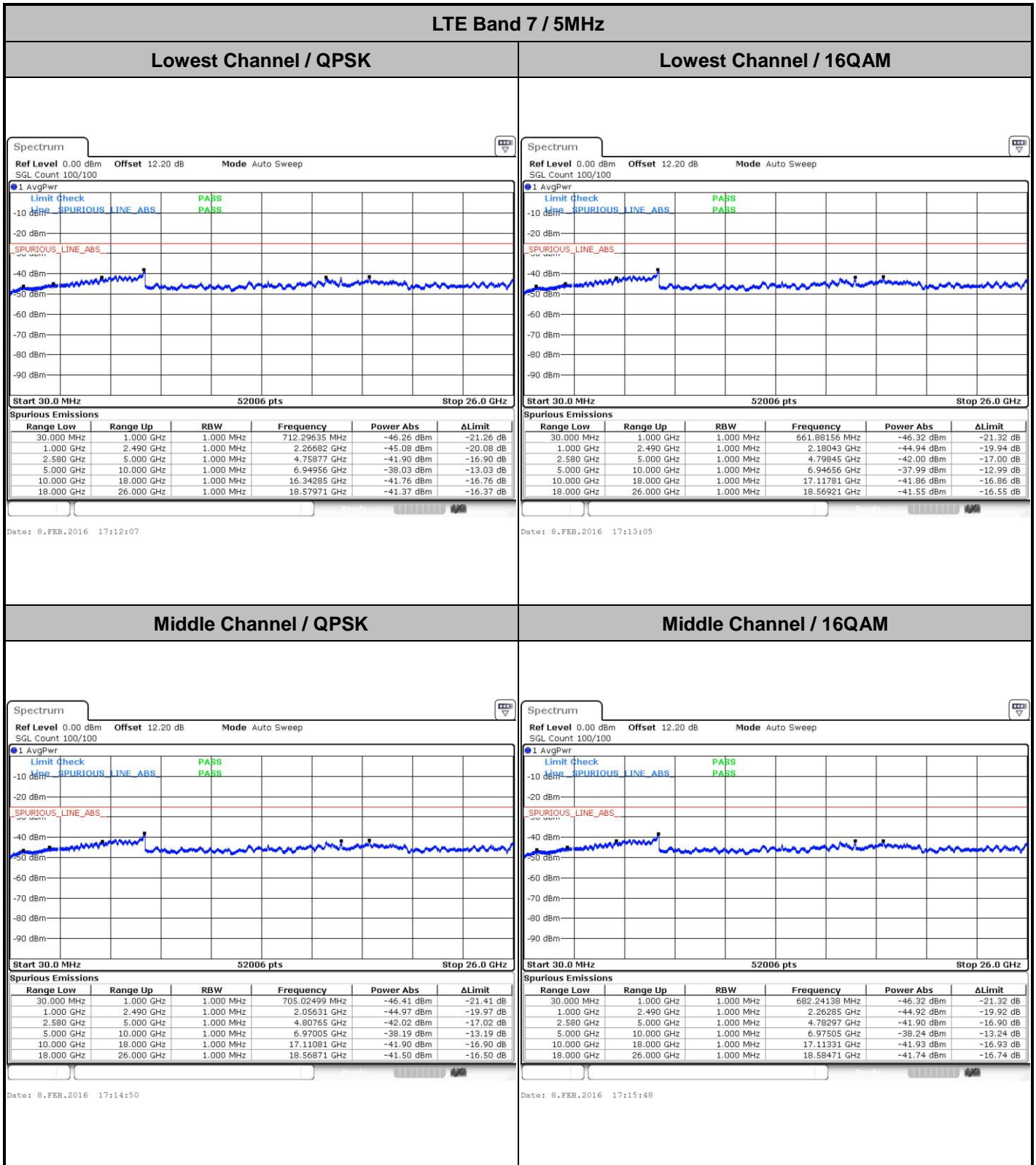
Highest Band Edge / Full RB



Date: 8.FEB.2016 18:12:21



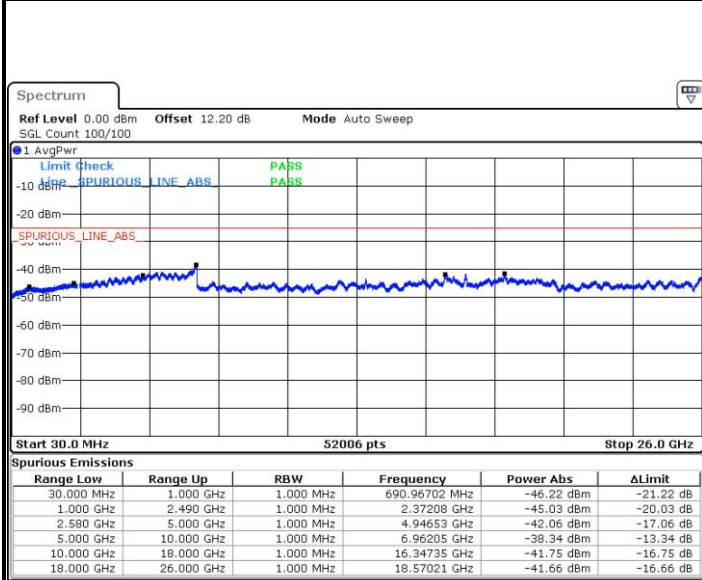
Conducted Spurious Emission





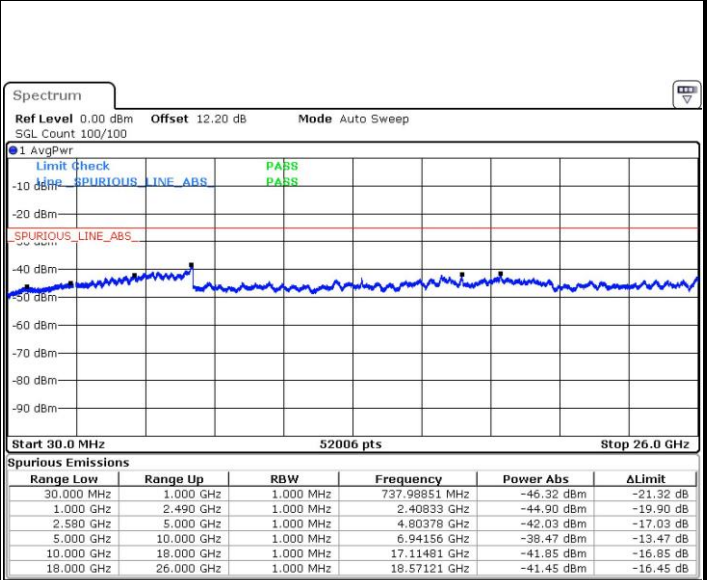
LTE Band 7 / 5MHz

Highest Channel / QPSK



Date: 8.FEB.2016 17:22:12

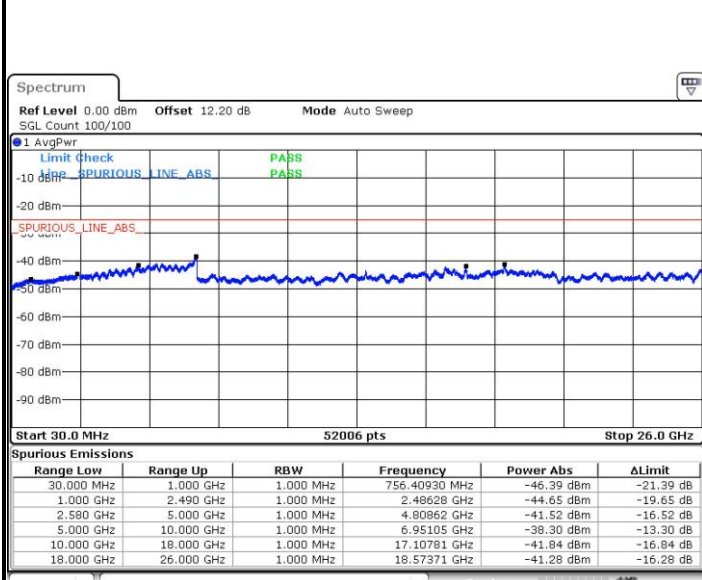
Highest Channel / 16QAM



Date: 8.FEB.2016 17:23:10

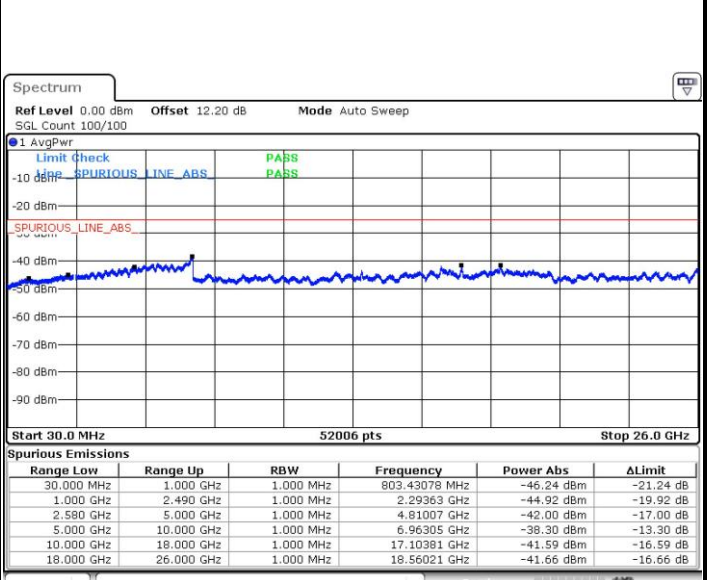
LTE Band 7 / 10MHz

Lowest Channel / QPSK



Date: 8.FEB.2016 17:29:33

Lowest Channel / 16QAM



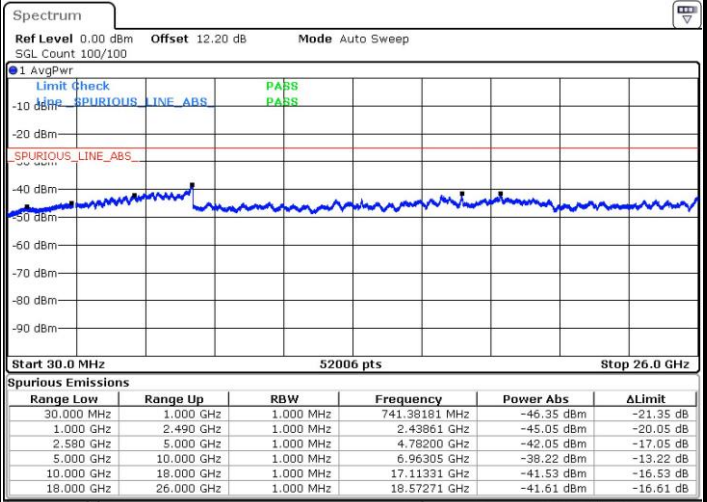
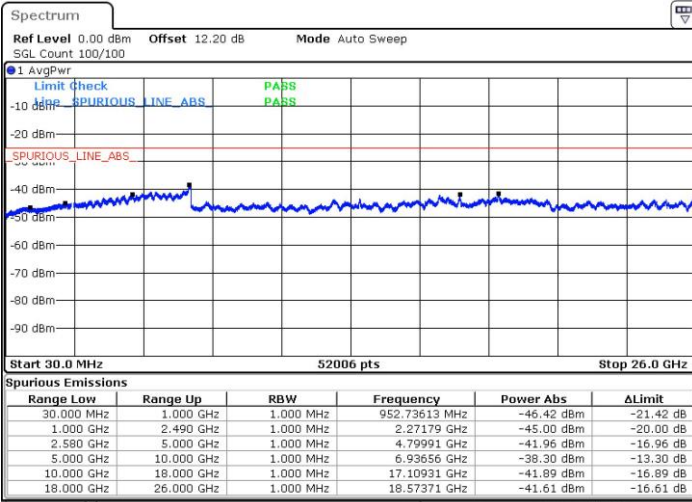
Date: 8.FEB.2016 17:30:31



LTE Band 7 / 10MHz

Middle Channel / QPSK

Middle Channel / 16QAM

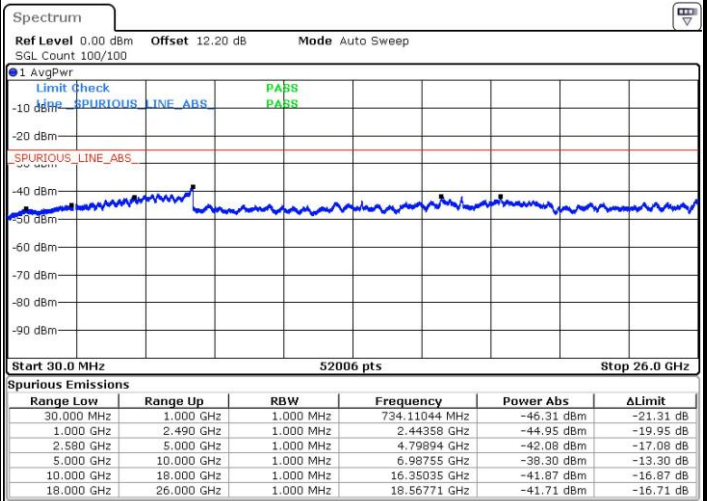
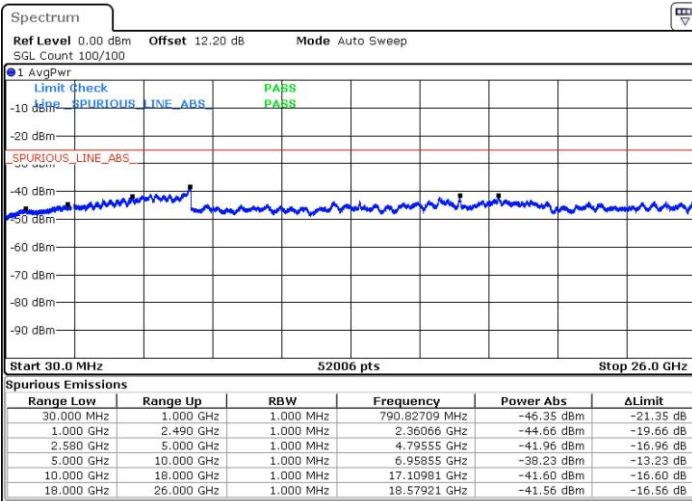


Date: 8.FEB.2016 17:32:15

Date: 8.FEB.2016 17:33:13

Highest Channel / QPSK

Highest Channel / 16QAM



Date: 8.FEB.2016 17:39:37

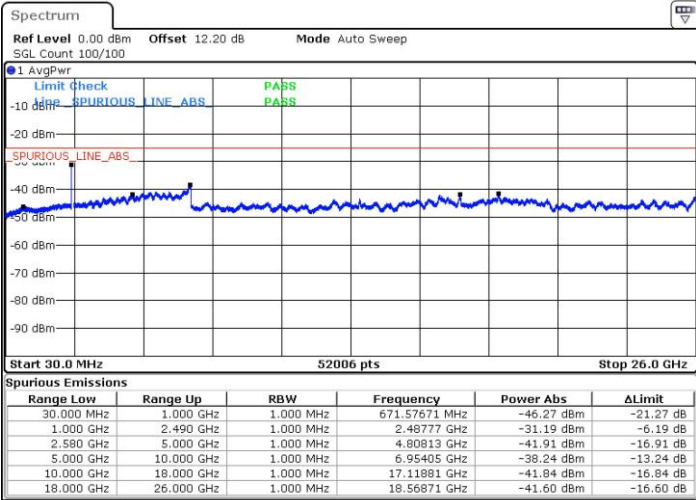
Date: 8.FEB.2016 17:40:35



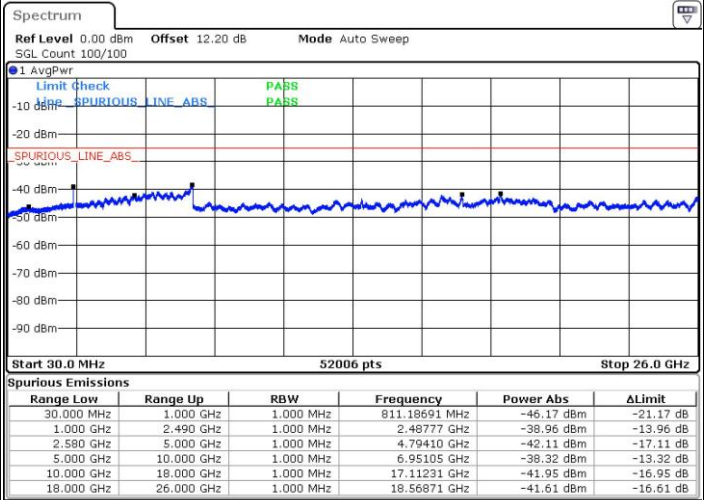
LTE Band 7 / 15MHz

Lowest Channel / QPSK

Lowest Channel / 16QAM



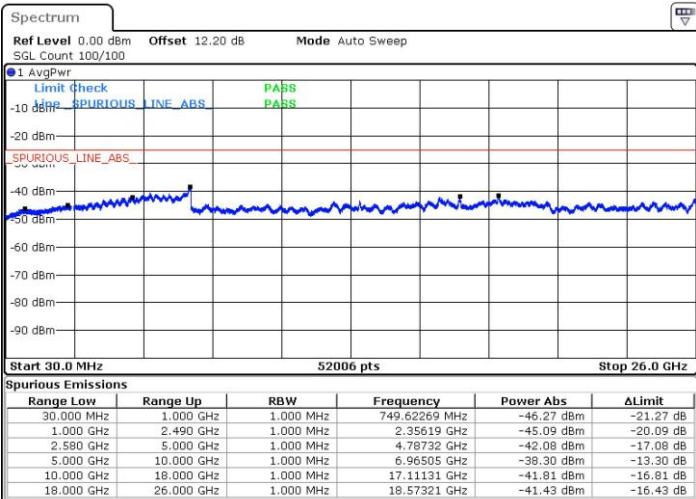
Date: 8.FEB.2016 17:46:58



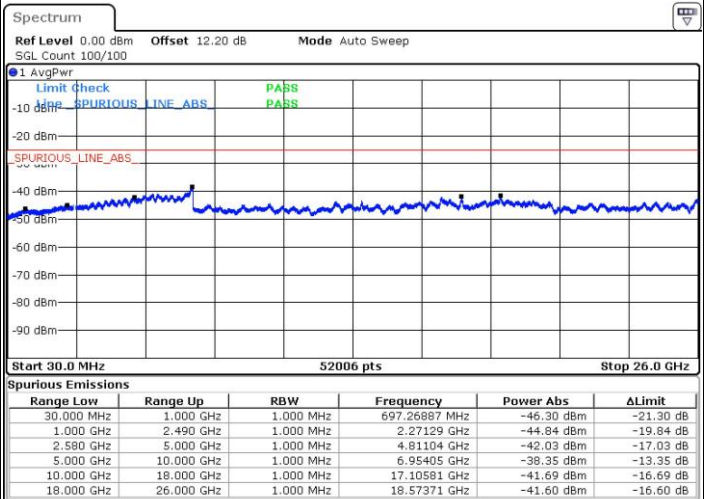
Date: 8.FEB.2016 17:47:57

Middle Channel / QPSK

Middle Channel / 16QAM



Date: 8.FEB.2016 17:49:41

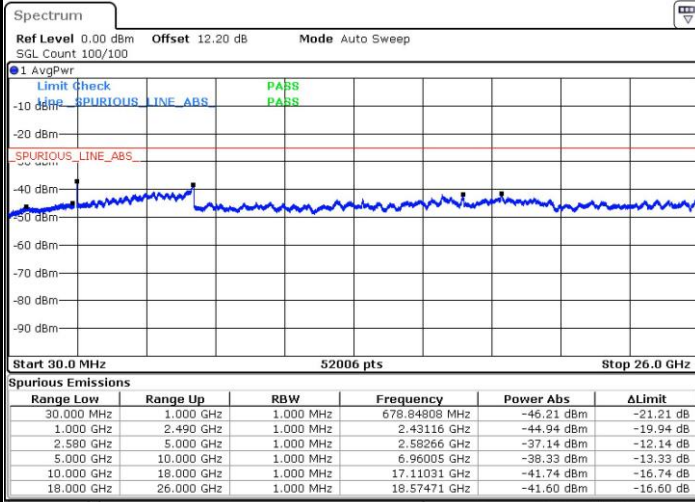


Date: 8.FEB.2016 17:50:39



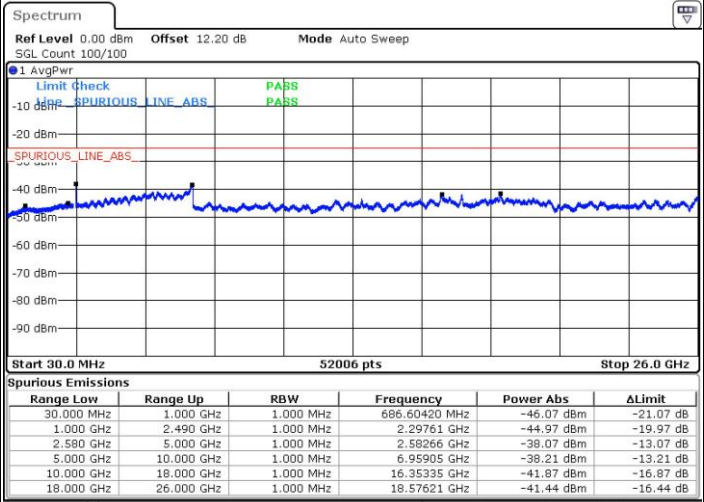
LTE Band 7 / 15MHz

Highest Channel / QPSK



Date: 8.FEB.2016 17:57:02

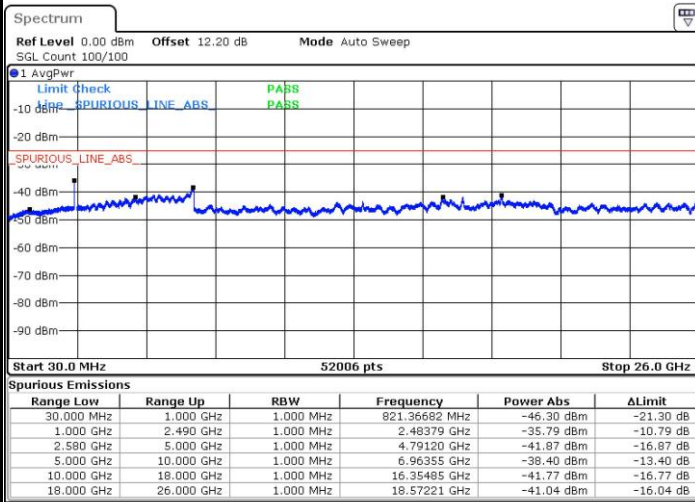
Highest Channel / 16QAM



Date: 8.FEB.2016 17:58:00

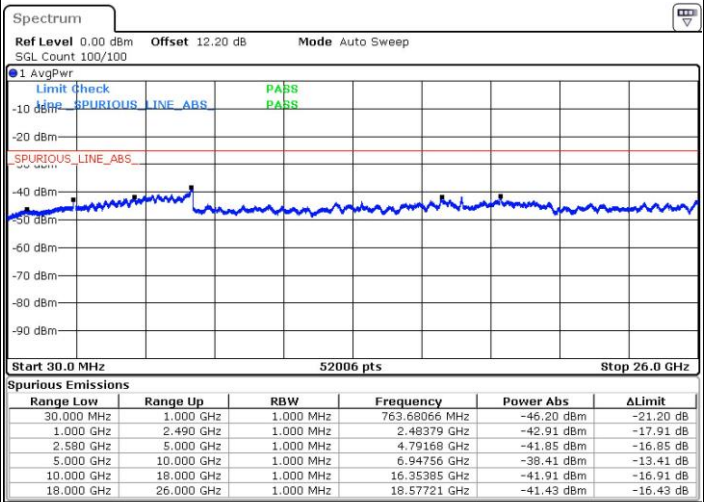
LTE Band 7 / 20MHz

Lowest Channel / QPSK



Date: 8.FEB.2016 18:04:23

Lowest Channel / 16QAM



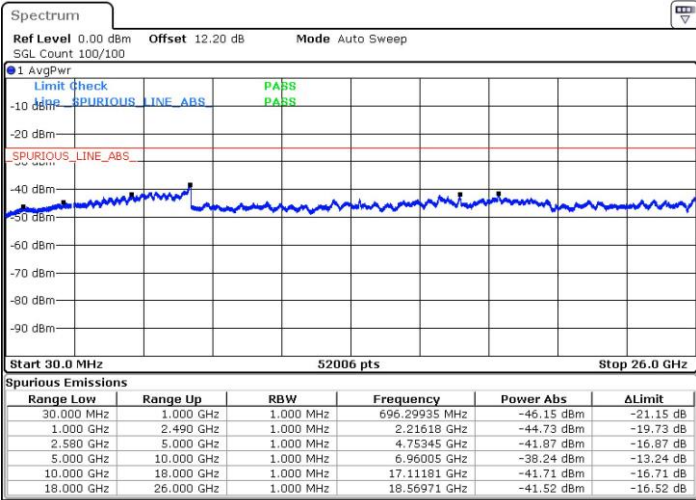
Date: 8.FEB.2016 18:05:21



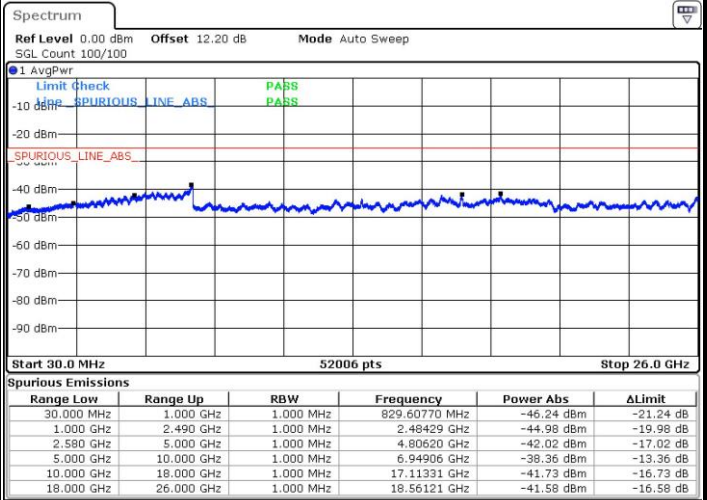
LTE Band 7 / 20MHz

Middle Channel / QPSK

Middle Channel / 16QAM



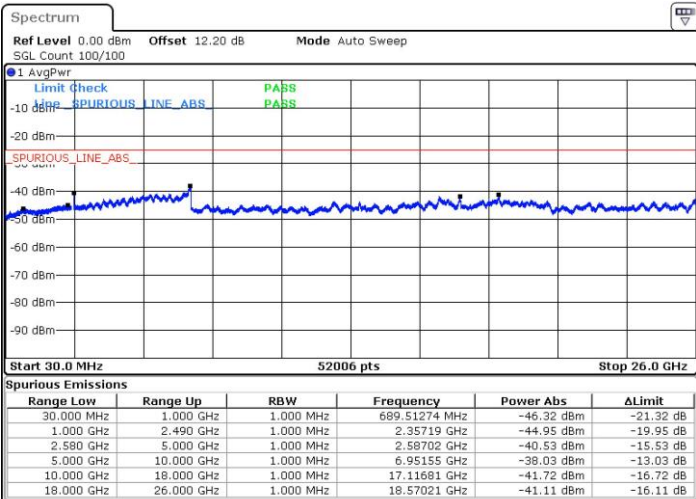
Date: 8.FEB.2016 18:07:06



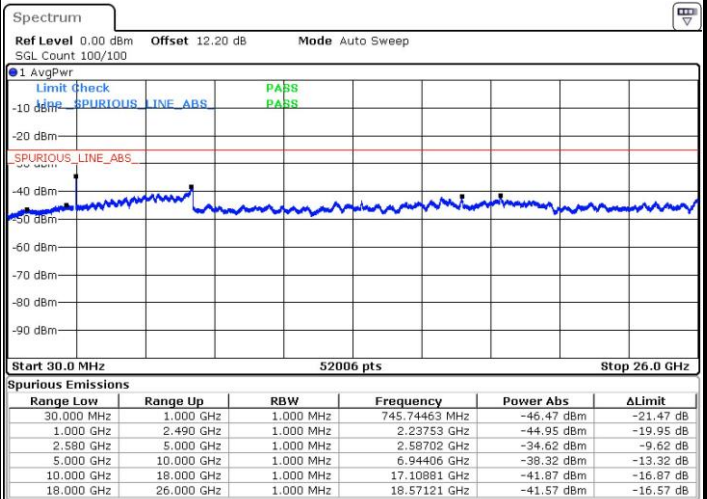
Date: 8.FEB.2016 18:08:04

Highest Channel / QPSK

Highest Channel / 16QAM



Date: 8.FEB.2016 18:14:27



Date: 8.FEB.2016 18:15:25



Frequency Stability

Test Conditions		LTE Band 7 (QPSK) / Middle Channel	Limit
Temperature (°C)	Voltage (Volt)	BW 10MHz	Note 2.
		Deviation (ppm)	Result
50	Normal Voltage	0.0043	PASS
40	Normal Voltage	0.0003	
30	Normal Voltage	0.0051	
20(Ref.)	Normal Voltage	0.0000	
10	Normal Voltage	0.0008	
0	Normal Voltage	0.0000	
-10	Normal Voltage	0.0003	
-20	Normal Voltage	0.0009	
-30	Normal Voltage	0.0042	
20	Maximum Voltage	0.0045	
20	Normal Voltage	0.0041	
20	Battery End Point	0.0050	

Note:

1. Normal Voltage = 3.8 V. ; Battery End Point (BEP) = 3.2 V. ; Maximum Voltage =4.35 V
2. Note: The frequency fundamental emissions stay within the authorized frequency block.



Appendix B. Test Results of Radiated Test

ERP/EIRP

LTE Band 5 Radiated Power ERP for BW 1.4MHz / QPSK							
Horizontal Polarization							
Frequency (MHz)	LVL (dBm)	Tx Cable Loss (dB)	Tx ANT Gain (dBi)	SA Reading (dB)	Correction Factor (dB)	ERP (dBm)	ERP (W)
824.7	-26.32	7.65	0.48	-38.88	31.72	3.25	0.0021
836.5	-25.92	7.69	0.49	-38.74	31.54	3.47	0.0022
848.3	-26.42	7.73	0.50	-38.62	31.39	2.82	0.0019
Vertical Polarization							
Frequency (MHz)	LVL (dBm)	Tx Cable Loss (dB)	Tx ANT Gain (dBi)	SA Reading (dB)	Correction Factor (dB)	ERP (dBm)	ERP (W)
824.7	-8.90	7.65	0.48	-39.21	32.05	21.00	0.1259
836.5	-9.02	7.69	0.49	-39.39	32.19	21.02	0.1265
848.3	-9.82	7.73	0.50	-40.12	32.89	20.92	0.1235

LTE Band 5 Radiated Power ERP for BW 1.4MHz / 16QAM							
Horizontal Polarization							
Frequency (MHz)	LVL (dBm)	Tx Cable Loss (dB)	Tx ANT Gain (dBi)	SA Reading (dB)	Correction Factor (dB)	ERP (dBm)	ERP (W)
824.7	-27.17	7.65	0.48	-37.98	30.82	1.50	0.0014
836.5	-27.66	7.69	0.49	-38.68	31.48	1.67	0.0015
848.3	-27.93	7.73	0.50	-38.34	31.11	1.03	0.0013
Vertical Polarization							
Frequency (MHz)	LVL (dBm)	Tx Cable Loss (dB)	Tx ANT Gain (dBi)	SA Reading (dB)	Correction Factor (dB)	ERP (dBm)	ERP (W)
824.7	-11.74	7.65	0.48	-40.33	33.17	19.27	0.0846
836.5	-11.39	7.69	0.49	-40.03	32.83	19.29	0.0850
848.3	-11.80	7.73	0.50	-40.22	32.99	19.04	0.0801

* ERP = LVL (dBm) + Correction Factor (dB) - 2.15

S.G. power = 0 (dBm)



LTE Band 5 Radiated Power ERP for BW 3MHz / QPSK							
Horizontal Polarization							
Frequency (MHz)	LVL (dBm)	Tx Cable Loss (dB)	Tx ANT Gain (dBi)	SA Reading (dB)	Correction Factor (dB)	ERP (dBm)	ERP (W)
825.5	-25.53	7.65	0.49	-38.03	30.87	3.19	0.0021
836.5	-26.97	7.69	0.49	-39.58	32.38	3.26	0.0021
847.5	-27.55	7.73	0.50	-39.63	32.40	2.70	0.0019
Vertical Polarization							
Frequency (MHz)	LVL (dBm)	Tx Cable Loss (dB)	Tx ANT Gain (dBi)	SA Reading (dB)	Correction Factor (dB)	ERP (dBm)	ERP (W)
825.5	-10.36	7.65	0.49	-40.23	33.07	20.55	0.1135
836.5	-9.28	7.69	0.49	-39.35	32.15	20.72	0.1181
847.5	-10.11	7.73	0.50	-40.12	32.89	20.63	0.1157

LTE Band 5 Radiated Power ERP for BW 3MHz / 16QAM							
Horizontal Polarization							
Frequency (MHz)	LVL (dBm)	Tx Cable Loss (dB)	Tx ANT Gain (dBi)	SA Reading (dB)	Correction Factor (dB)	ERP (dBm)	ERP (W)
825.5	-27.41	7.65	0.49	-38.23	31.07	1.51	0.0014
836.5	-28.76	7.69	0.49	-39.52	32.32	1.41	0.0014
847.5	-29.25	7.73	0.50	-39.38	32.15	0.75	0.0012
Vertical Polarization							
Frequency (MHz)	LVL (dBm)	Tx Cable Loss (dB)	Tx ANT Gain (dBi)	SA Reading (dB)	Correction Factor (dB)	ERP (dBm)	ERP (W)
825.5	-11.78	7.65	0.49	-39.88	32.72	18.79	0.0756
836.5	-11.57	7.69	0.49	-39.80	32.60	18.89	0.0774
847.5	-12.33	7.73	0.50	-40.30	33.07	18.59	0.0723

* ERP = LVL (dBm) + Correction Factor (dB) - 2.15

S.G. power = 0 (dBm)



LTE Band 5 Radiated Power ERP for BW 5MHz / QPSK							
Horizontal Polarization							
Frequency (MHz)	LVL (dBm)	Tx Cable Loss (dB)	Tx ANT Gain (dBi)	SA Reading (dB)	Correction Factor (dB)	ERP (dBm)	ERP (W)
826.5	-24.70	7.65	0.49	-38.25	31.08	4.23	0.0026
836.5	-24.72	7.69	0.49	-38.03	30.83	3.96	0.0025
846.5	-25.35	7.72	0.50	-38.33	31.10	3.60	0.0023
Vertical Polarization							
Frequency (MHz)	LVL (dBm)	Tx Cable Loss (dB)	Tx ANT Gain (dBi)	SA Reading (dB)	Correction Factor (dB)	ERP (dBm)	ERP (W)
826.5	-10.19	7.65	0.49	-40.76	33.59	21.25	0.1333
836.5	-9.94	7.69	0.49	-40.53	33.33	21.24	0.1331
846.5	-10.51	7.72	0.50	-41.05	33.82	21.16	0.1307

LTE Band 5 Radiated Power ERP for BW 5MHz / 16QAM							
Horizontal Polarization							
Frequency (MHz)	LVL (dBm)	Tx Cable Loss (dB)	Tx ANT Gain (dBi)	SA Reading (dB)	Correction Factor (dB)	ERP (dBm)	ERP (W)
826.5	-27.18	7.65	0.49	-38.46	31.29	1.96	0.0016
836.5	-27.51	7.69	0.49	-38.55	31.35	1.69	0.0015
846.5	-29.29	7.72	0.50	-39.58	32.35	0.91	0.0012
Vertical Polarization							
Frequency (MHz)	LVL (dBm)	Tx Cable Loss (dB)	Tx ANT Gain (dBi)	SA Reading (dB)	Correction Factor (dB)	ERP (dBm)	ERP (W)
826.5	-11.91	7.65	0.49	-39.89	32.72	18.67	0.0736
836.5	-11.16	7.69	0.49	-39.24	32.04	18.74	0.0748
846.5	-12.51	7.72	0.50	-40.37	33.14	18.49	0.0706

* ERP = LVL (dBm) + Correction Factor (dB) - 2.15

S.G. power = 0 (dBm)



LTE Band 5 Radiated Power ERP for BW 10MHz / QPSK							
Horizontal Polarization							
Frequency (MHz)	LVL (dBm)	Tx Cable Loss (dB)	Tx ANT Gain (dBi)	SA Reading (dB)	Correction Factor (dB)	ERP (dBm)	ERP (W)
829	-24.72	7.66	0.49	-38.81	31.63	4.76	0.0030
836.5	-25.57	7.69	0.49	-38.84	31.64	3.92	0.0025
844	-26.30	7.72	0.50	-39.34	32.12	3.67	0.0023
Vertical Polarization							
Frequency (MHz)	LVL (dBm)	Tx Cable Loss (dB)	Tx ANT Gain (dBi)	SA Reading (dB)	Correction Factor (dB)	ERP (dBm)	ERP (W)
829	-9.71	7.66	0.49	-40.22	33.04	21.18	0.1312
836.5	-9.85	7.69	0.49	-40.31	33.11	21.12	0.1293
844	-10.48	7.72	0.50	-40.97	33.75	21.11	0.1292

LTE Band 5 Radiated Power ERP for BW 10MHz / 16QAM							
Horizontal Polarization							
Frequency (MHz)	LVL (dBm)	Tx Cable Loss (dB)	Tx ANT Gain (dBi)	SA Reading (dB)	Correction Factor (dB)	ERP (dBm)	ERP (W)
829	-26.47	7.66	0.49	-38.29	31.11	2.49	0.0018
836.5	-28.00	7.69	0.49	-39.37	32.17	2.02	0.0016
844	-28.81	7.72	0.50	-39.64	32.42	1.46	0.0014
Vertical Polarization							
Frequency (MHz)	LVL (dBm)	Tx Cable Loss (dB)	Tx ANT Gain (dBi)	SA Reading (dB)	Correction Factor (dB)	ERP (dBm)	ERP (W)
829	-11.72	7.66	0.49	-40.06	32.88	19.01	0.0797
836.5	-11.73	7.69	0.49	-40.15	32.95	19.07	0.0807
844	-11.65	7.72	0.50	-39.82	32.60	18.80	0.0758

* ERP = LVL (dBm) + Correction Factor (dB) - 2.15

S.G. power = 0 (dBm)



LTE Band 7 Radiated Power EIRP for BW 5MHz / QPSK							
Horizontal Polarization							
Frequency (MHz)	LVL (dBm)	Tx Cable Loss (dB)	Tx ANT Gain (dBi)	SA Reading (dB)	Correction Factor (dB)	EIRP (dBm)	EIRP (W)
2502.5	-24.65	7.51	10.80	-35.23	48.52	23.87	0.2438
2535.0	-24.99	7.57	10.83	-35.45	48.71	23.72	0.2355
2567.5	-24.94	7.62	10.85	-35.69	48.92	23.98	0.2500
Vertical Polarization							
Frequency (MHz)	LVL (dBm)	Tx Cable Loss (dB)	Tx ANT Gain (dBi)	SA Reading (dB)	Correction Factor (dB)	EIRP (dBm)	EIRP (W)
2502.5	-23.48	7.51	10.80	-35.81	49.10	25.62	0.3648
2535.0	-23.35	7.57	10.83	-35.92	49.18	25.83	0.3828
2567.5	-23.45	7.62	10.85	-36.03	49.26	25.81	0.3811

LTE Band 7 Radiated Power EIRP for BW 5MHz / 16QAM							
Horizontal Polarization							
Frequency (MHz)	LVL (dBm)	Tx Cable Loss (dB)	Tx ANT Gain (dBi)	SA Reading (dB)	Correction Factor (dB)	EIRP (dBm)	EIRP (W)
2502.5	-26.92	7.51	10.80	-35.26	48.55	21.63	0.1455
2535.0	-27.71	7.57	10.83	-35.47	48.73	21.02	0.1265
2567.5	-27.21	7.62	10.85	-35.71	48.94	21.73	0.1489
Vertical Polarization							
Frequency (MHz)	LVL (dBm)	Tx Cable Loss (dB)	Tx ANT Gain (dBi)	SA Reading (dB)	Correction Factor (dB)	EIRP (dBm)	EIRP (W)
2502.5	-25.61	7.51	10.80	-35.83	49.12	23.51	0.2244
2535.0	-26.10	7.57	10.83	-35.99	49.25	23.15	0.2065
2567.5	-25.64	7.62	10.85	-36.06	49.29	23.65	0.2317

S.G. power = 10 (dBm)



LTE Band 7 Radiated Power EIRP for BW 10MHz / QPSK							
Horizontal Polarization							
Frequency (MHz)	LVL (dBm)	Tx Cable Loss (dB)	Tx ANT Gain (dBi)	SA Reading (dB)	Correction Factor (dB)	EIRP (dBm)	EIRP (W)
2505.0	-25.21	7.51	10.80	-35.28	48.57	23.36	0.2168
2535.0	-25.23	7.57	10.83	-35.39	48.65	23.42	0.2198
2565.0	-24.72	7.62	10.85	-35.43	48.66	23.94	0.2477
Vertical Polarization							
Frequency (MHz)	LVL (dBm)	Tx Cable Loss (dB)	Tx ANT Gain (dBi)	SA Reading (dB)	Correction Factor (dB)	EIRP (dBm)	EIRP (W)
2505.0	-23.63	7.51	10.80	-35.81	49.10	25.47	0.3524
2535.0	-23.60	7.57	10.83	-35.93	49.19	25.59	0.3622
2565.0	-23.53	7.62	10.85	-36.02	49.25	25.72	0.3733

LTE Band 7 Radiated Power EIRP for BW 10 MHz / 16QAM							
Horizontal Polarization							
Frequency (MHz)	LVL (dBm)	Tx Cable Loss (dB)	Tx ANT Gain (dBi)	SA Reading (dB)	Correction Factor (dB)	EIRP (dBm)	EIRP (W)
2505.0	-26.94	7.51	10.80	-35.27	48.56	21.62	0.1452
2535.0	-27.67	7.57	10.83	-35.45	48.71	21.04	0.1271
2565.0	-27.12	7.62	10.85	-35.41	48.64	21.52	0.1419
Vertical Polarization							
Frequency (MHz)	LVL (dBm)	Tx Cable Loss (dB)	Tx ANT Gain (dBi)	SA Reading (dB)	Correction Factor (dB)	EIRP (dBm)	EIRP (W)
2505.0	-25.26	7.51	10.80	-35.69	48.98	23.72	0.2355
2535.0	-25.93	7.57	10.83	-35.85	49.11	23.18	0.2080
2565.0	-25.73	7.62	10.85	-35.94	49.17	23.44	0.2208

S.G. power = 10 (dBm)



LTE Band 7 Radiated Power EIRP for BW 15MHz / QPSK							
Horizontal Polarization							
Frequency (MHz)	LVL (dBm)	Tx Cable Loss (dB)	Tx ANT Gain (dBi)	SA Reading (dB)	Correction Factor (dB)	EIRP (dBm)	EIRP (W)
2507.5	-24.68	7.52	10.81	-35.25	48.54	23.86	0.2432
2535.0	-24.96	7.57	10.83	-35.38	48.64	23.68	0.2333
2562.5	-24.37	7.62	10.85	-35.48	48.71	24.34	0.2716
Vertical Polarization							
Frequency (MHz)	LVL (dBm)	Tx Cable Loss (dB)	Tx ANT Gain (dBi)	SA Reading (dB)	Correction Factor (dB)	EIRP (dBm)	EIRP (W)
2507.5	-23.05	7.52	10.81	-35.74	49.03	25.98	0.3963
2535.0	-23.16	7.57	10.83	-35.83	49.09	25.93	0.3917
2562.5	-22.80	7.62	10.85	-35.91	49.14	26.34	0.4305

LTE Band 7 Radiated Power EIRP for BW 15MHz / 16QAM							
Horizontal Polarization							
Frequency (MHz)	LVL (dBm)	Tx Cable Loss (dB)	Tx ANT Gain (dBi)	SA Reading (dB)	Correction Factor (dB)	EIRP (dBm)	EIRP (W)
2507.5	-27.02	7.52	10.81	-35.28	48.57	21.55	0.1429
2535.0	-27.37	7.57	10.83	-35.41	48.67	21.30	0.1349
2562.5	-27.07	7.62	10.85	-35.58	48.81	21.74	0.1493
Vertical Polarization							
Frequency (MHz)	LVL (dBm)	Tx Cable Loss (dB)	Tx ANT Gain (dBi)	SA Reading (dB)	Correction Factor (dB)	EIRP (dBm)	EIRP (W)
2507.5	-25.32	7.52	10.81	-35.69	48.98	23.66	0.2323
2535.0	-25.60	7.57	10.83	-35.71	48.97	23.37	0.2173
2562.5	-25.60	7.62	10.85	-35.97	49.20	23.60	0.2291

S.G. power = 10 (dBm)



LTE Band 7 Radiated Power EIRP for BW 20MHz / QPSK							
Horizontal Polarization							
Frequency (MHz)	LVL (dBm)	Tx Cable Loss (dB)	Tx ANT Gain (dBi)	SA Reading (dB)	Correction Factor (dB)	EIRP (dBm)	EIRP (W)
2510.0	-24.91	7.52	10.81	-35.31	48.59	23.68	0.2333
2535.0	-25.43	7.57	10.83	-35.48	48.74	23.31	0.2143
2560.0	-24.70	7.61	10.85	-35.52	48.76	24.06	0.2547
Vertical Polarization							
Frequency (MHz)	LVL (dBm)	Tx Cable Loss (dB)	Tx ANT Gain (dBi)	SA Reading (dB)	Correction Factor (dB)	EIRP (dBm)	EIRP (W)
2510.0	-23.08	7.52	10.81	-35.77	49.05	25.97	0.3954
2535.0	-23.22	7.57	10.83	-35.86	49.12	25.90	0.3890
2560.0	-23.37	7.61	10.85	-36.01	49.25	25.88	0.3873

LTE Band 7 Radiated Power EIRP for BW 20MHz / 16QAM							
Horizontal Polarization							
Frequency (MHz)	LVL (dBm)	Tx Cable Loss (dB)	Tx ANT Gain (dBi)	SA Reading (dB)	Correction Factor (dB)	EIRP (dBm)	EIRP (W)
2510.0	-26.56	7.52	10.81	-35.33	48.61	22.05	0.1603
2535.0	-27.17	7.57	10.83	-35.46	48.72	21.55	0.1429
2560.0	-26.87	7.61	10.85	-35.58	48.82	21.95	0.1567
Vertical Polarization							
Frequency (MHz)	LVL (dBm)	Tx Cable Loss (dB)	Tx ANT Gain (dBi)	SA Reading (dB)	Correction Factor (dB)	EIRP (dBm)	EIRP (W)
2510.0	-25.13	7.52	10.81	-35.74	49.02	23.89	0.2449
2535.0	-25.63	7.57	10.83	-35.88	49.14	23.51	0.2244
2560.0	-25.45	7.61	10.85	-35.96	49.20	23.75	0.2371

S.G. power = 10 (dBm)



Radiated Spurious Emission



LTE Band 5

LTE Band 5 / 1.4MHz / QPSK										
Channel	Frequency (MHz)	EIRP (dBm)	Limit (dBm)	Over Limit (dB)	SPA Reading (dBm)	S.G. Power (dBm)	TX Cable loss (dB)	TX Antenna Gain (dBi)	Polarization (H/V)	
Lowest	1648	-50.05	-13	-37.05	-30.89	-51.81	0.98	4.89	H	
	2472	-57.49	-13	-44.49	-40.73	-59.37	1.28	5.32	H	
	3296	-68.17	-13	-55.17	-55	-71.58	1.54	7.10	H	
										H
										H
										H
										H
	1648	-51.52	-13	-38.52	-32.51	-53.28	0.98	4.89	V	
	2472	-56.23	-13	-43.23	-40.6	-58.11	1.28	5.32	V	
	3296	-67.54	-13	-54.54	-54.29	-70.95	1.54	7.10	V	
										V
										V
										V
										V
Middle	1672	-42.41	-13	-29.41	-23.31	-44.09	0.99	4.82	H	
	2512	-52.31	-13	-39.31	-36.5	-54.28	1.29	5.41	H	
	3344	-68.05	-13	-55.05	-55.47	-71.66	1.56	7.31	H	
										H
										H
										H
										H
	1672	-46.83	-13	-33.83	-27.3	-48.51	0.99	4.82	V	
	2512	-53.11	-13	-40.11	-37.59	-55.08	1.29	5.41	V	
	3344	-67.50	-13	-54.50	-54.79	-71.11	1.56	7.31	V	
										V
										V
										V
										V



Highest	1696	-46.65	-13	-33.65	-26.96	-48.25	1.00	4.75	H
	2544	-56.96	-13	-43.96	-40.18	-58.94	1.30	5.44	H
	3392	-68.28	-13	-55.28	-55.71	-72.08	1.57	7.52	H
									H
									H
									H
									H
	1696	-47.32	-13	-34.32	-28.14	-48.92	1.00	4.75	V
	2544	-55.30	-13	-42.30	-39.7	-57.28	1.30	5.44	V
	3392	-68.04	-13	-55.04	-54.93	-71.84	1.57	7.52	V
									V
									V
									V
									V

Remark: Spurious emissions within 30-1000MHz were found more than 20dB below limit line.



LTE Band 5 / 3MHz / QPSK									
Channel	Frequency (MHz)	ERP (dBm)	Limit (dBm)	Over Limit (dB)	SPA Reading (dBm)	S.G. Power (dBm)	TX Cable loss (dB)	TX Antenna Gain (dBi)	Polarization (H/V)
Lowest	1648	-52.85	-13	-39.85	-32.93	-54.61	0.98	4.89	H
	2472	-59.20	-13	-46.20	-43.53	-61.08	1.28	5.32	H
	3296	-68.14	-13	-55.14	-55.17	-71.55	1.54	7.10	H
									H
									H
									H
									H
	1648	-53.53	-13	-40.53	-34.53	-55.29	0.98	4.89	V
	2472	-60.19	-13	-47.19	-44.22	-62.07	1.28	5.32	V
	3296	-67.47	-13	-54.47	-53.93	-70.88	1.54	7.10	V
									V
									V
									V
									V
Middle	1672	-48.81	-13	-35.81	-28.69	-50.49	0.99	4.82	H
	2504	-62.26	-13	-49.26	-46.1	-64.22	1.29	5.40	H
	3344	-68.20	-13	-55.20	-55.03	-71.81	1.56	7.31	H
									H
									H
									H
									H
	1672	-47.43	-13	-34.43	-28.3	-49.11	0.99	4.82	V
	2504	-60.88	-13	-47.88	-45.01	-62.84	1.29	5.40	V
	3344	-67.07	-13	-54.07	-54.83	-70.68	1.56	7.31	V
									V
									V
									V
									V



Highest	1696	-49.65	-13	-36.65	-30.41	-51.25	1.00	4.75	H
	2536	-64.93	-13	-51.93	-48.06	-66.91	1.30	5.43	H
	3392	-68.74	-13	-55.74	-55.39	-72.54	1.57	7.52	H
									H
									H
									H
									H
	1696	-48.62	-13	-35.62	-29.3	-50.22	1.00	4.75	V
	2536	-62.27	-13	-49.27	-47.17	-64.25	1.30	5.43	V
	3392	-68.79	-13	-55.79	-54.96	-72.59	1.57	7.52	V
									V
									V
									V
									V

Remark: Spurious emissions within 30-1000MHz were found more than 20dB below limit line.



LTE Band 5 / 5MHz / QPSK									
Channel	Frequency (MHz)	ERP (dBm)	Limit (dBm)	Over Limit (dB)	SPA Reading (dBm)	S.G. Power (dBm)	TX Cable loss (dB)	TX Antenna Gain (dBi)	Polarization (H/V)
Lowest	1648	-46.75	-13	-33.75	-26.51	-48.51	0.98	4.89	H
	2472	-57.19	-13	-44.19	-41.55	-59.07	1.28	5.32	H
	3296	-68.12	-13	-55.12	-54.84	-71.53	1.54	7.10	H
									H
									H
									H
									H
	1648	-50.97	-13	-37.97	-31.25	-52.73	0.98	4.89	V
	2472	-59.01	-13	-46.01	-43.58	-60.89	1.28	5.32	V
	3296	-67.03	-13	-54.03	-54.08	-70.44	1.54	7.10	V
									V
									V
									V
									V
Middle	1672	-52.18	-13	-39.18	-33.22	-53.86	0.99	4.82	H
	2504	-64.57	-13	-51.57	-47.82	-66.53	1.29	5.40	H
	3344	-68.93	-13	-55.93	-54.97	-72.54	1.56	7.31	H
									H
									H
									H
									H
	1672	-50.39	-13	-37.39	-30.95	-52.07	0.99	4.82	V
	2504	-64.42	-13	-51.42	-48.6	-66.38	1.29	5.40	V
	3344	-68.85	-13	-55.85	-54.93	-72.46	1.56	7.31	V
									V
									V
									V
									V



Highest	1688	-47.88	-13	-34.88	-28.08	-49.51	1.00	4.77	H
	2536	-62.95	-13	-49.95	-46.52	-64.93	1.30	5.43	H
	3376	-68.44	-13	-55.44	-55.23	-72.18	1.57	7.45	H
									H
									H
									H
									H
	1688	-48.04	-13	-35.04	-29.32	-49.67	1.00	4.77	V
	2536	-63.85	-13	-50.85	-47.55	-65.83	1.30	5.43	V
	3376	-67.59	-13	-54.59	-53.99	-71.33	1.57	7.45	V
									V
									V
									V
									V

Remark: Spurious emissions within 30-1000MHz were found more than 20dB below limit line.



LTE Band 5 / 10MHz / QPSK									
Channel	Frequency (MHz)	ERP (dBm)	Limit (dBm)	Over Limit (dB)	SPA Reading (dBm)	S.G. Power (dBm)	TX Cable loss (dB)	TX Antenna Gain (dBi)	Polarization (H/V)
Lowest	1648	-54.75	-13	-41.75	-35.18	-56.51	0.98	4.89	H
	2472	-60.63	-13	-47.63	-44.29	-62.51	1.28	5.32	H
	3296	-67.73	-13	-54.73	-54.46	-71.14	1.54	7.10	H
									H
									H
									H
									H
	1648	-55.22	-13	-42.22	-35.91	-56.98	0.98	4.89	V
	2472	-60.39	-13	-47.39	-44.55	-62.27	1.28	5.32	V
	3296	-66.97	-13	-53.97	-53.73	-70.38	1.54	7.10	V
									V
									V
									V
									V
Middle	1664	-50.26	-13	-37.26	-30.74	-51.97	0.98	4.84	H
	2496	-57.71	-13	-44.71	-41.44	-59.66	1.29	5.39	H
	3328	-67.96	-13	-54.96	-54.77	-71.5	1.55	7.24	H
									H
									H
									H
									H
	1664	-49.15	-13	-36.15	-29.9	-50.86	0.98	4.84	V
	2496	-60.21	-13	-47.21	-44.44	-62.16	1.29	5.39	V
	3328	-67.83	-13	-54.83	-54.64	-71.37	1.55	7.24	V
									V
									V
									V
									V



Highest	1680	-52.60	-13	-39.60	-33.29	-54.25	0.99	4.80	H
	2520	-66.06	-13	-53.06	-50.19	-68.03	1.30	5.42	H
	3360	-68.77	-13	-55.77	-55.01	-72.44	1.56	7.38	H
									H
									H
									H
									H
	1680	-49.17	-13	-36.17	-30.46	-50.82	0.99	4.80	V
	2520	-66.15	-13	-53.15	-50.71	-68.12	1.30	5.42	V
	3360	-67.17	-13	-54.17	-54.7	-70.84	1.56	7.38	V
									V
									V
									V
									V

Remark: Spurious emissions within 30-1000MHz were found more than 20dB below limit line.



LTE Band 7

LTE Band 7 / 5MHz / QPSK									
Channel	Frequency (MHz)	ERP (dBm)	Limit (dBm)	Over Limit (dB)	SPA Reading (dBm)	S.G. Power (dBm)	TX Cable loss (dB)	TX Antenna Gain (dBi)	Polarization (H/V)
Lowest	5004	-47.30	-25	-22.30	-41.02	-54.66	2.34	9.70	H
	7500	-53.71	-25	-28.71	-53.6	-63.08	2.43	11.80	H
	9996	-45.95	-25	-20.95	-47.45	-55.46	2.70	12.20	H
	12504	-38.60	-25	-13.60	-44.22	-48.2	2.81	12.40	H
	15000	-53.69	-25	-28.69	-59.62	-63.69	3.60	13.60	H
	17507	-43.66	-25	-18.66	-57.33	-54.05	3.81	14.20	H
									H
	5004	-48.87	-25	-23.87	-41.44	-56.23	2.34	9.70	V
	7500	-56.23	-25	-31.23	-55.5	-65.6	2.43	11.80	V
	9996	-51.58	-25	-26.58	-52.36	-61.09	2.70	12.20	V
	12504	-47.71	-25	-22.71	-53.31	-57.31	2.81	12.40	V
	15000	-56.01	-25	-31.01	-63.87	-66.01	3.60	13.60	V
	17507	-51.51	-25	-26.51	-64.33	-61.9	3.81	14.20	V
									V
Middle	5065	-46.42	-25	-21.42	-40.32	-53.75	2.37	9.70	H
	7599	-52.00	-25	-27.00	-52.09	-61.46	2.40	11.86	H
	10133	-44.39	-25	-19.39	-45.85	-53.95	2.70	12.25	H
	12669	-38.95	-25	-13.95	-45.17	-48.71	2.85	12.60	H
	15196	-48.57	-25	-23.57	-55.31	-58.76	3.68	13.87	H
	17733	-43.92	-25	-18.92	-57.55	-54.2	3.78	14.06	H
									H
	5065	-47.23	-25	-22.23	-40	-54.56	2.37	9.70	V
	7599	-52.60	-25	-27.60	-52.11	-62.06	2.40	11.86	V
	10133	-52.59	-25	-27.59	-53.52	-62.15	2.70	12.25	V
	12669	-50.83	-25	-25.83	-57	-60.59	2.85	12.60	V
	15196	-54.73	-25	-29.73	-62.7	-64.92	3.68	13.87	V
	17733	-50.33	-25	-25.33	-64.32	-60.61	3.78	14.06	V
									V



Highest	5136	-51.57	-25	-26.57	-45.72	-58.85	2.42	9.70	H
	7692	-52.55	-25	-27.55	-52.84	-62.1	2.37	11.92	H
	10260	-45.65	-25	-20.65	-47.08	-55.26	2.69	12.30	H
	12828	-39.21	-25	-14.21	-46.11	-49.12	2.89	12.79	H
	15391	-45.84	-25	-20.84	-53.47	-56.23	3.76	14.15	H
	17955	-49.44	-25	-24.44	-63.02	-59.62	3.75	13.93	H
									H
	5136	-54.39	-25	-29.39	-47.43	-61.67	2.42	9.70	V
	7692	-52.43	-25	-27.43	-52.19	-61.98	2.37	11.92	V
	10260	-51.86	-25	-26.86	-52.96	-61.47	2.69	12.30	V
	12828	-47.60	-25	-22.60	-54.4	-57.51	2.89	12.79	V
	15391	-50.84	-25	-25.84	-58.93	-61.23	3.76	14.15	V
	17955	-53.82	-25	-28.82	-68.56	-64	3.75	13.93	V
									V

Remark: Spurious emissions within 30-1000MHz were found more than 20dB below limit line.



LTE Band 7 / 10MHz / QPSK									
Channel	Frequency (MHz)	EIRP (dBm)	Limit (dBm)	Over Limit (dB)	SPA Reading (dBm)	S.G. Power (dBm)	TX Cable loss (dB)	TX Antenna Gain (dBi)	Polarization (H/V)
Lowest	5002	-50.74	-25	-25.74	-44.4	-58.1	2.34	9.70	H
	7501	-46.94	-25	-21.94	-46.83	-56.31	2.43	11.80	H
	10000	-44.57	-25	-19.57	-46.07	-54.07	2.70	12.20	H
	12508	-35.11	-25	-10.11	-40.73	-44.71	2.81	12.41	H
	15006	-52.95	-25	-27.95	-58.88	-62.96	3.60	13.61	H
	17505	-43.03	-25	-18.03	-56.7	-53.42	3.81	14.20	H
									H
	5002	-53.07	-25	-28.07	-45.58	-60.43	2.34	9.70	V
	7501	-49.62	-25	-24.62	-48.89	-58.99	2.43	11.80	V
	10000	-48.56	-25	-23.56	-49.32	-58.06	2.70	12.20	V
	12508	-44.33	-25	-19.33	-49.93	-53.93	2.81	12.41	V
	15006	-55.35	-25	-30.35	-63.21	-65.36	3.60	13.61	V
	17505	-50.83	-25	-25.83	-63.65	-61.22	3.81	14.20	V
									V
Middle	5064	-53.33	-25	-28.33	-47.23	-60.66	2.37	9.70	H
	7596	-51.09	-25	-26.09	-51.18	-60.55	2.40	11.86	H
	10128	-44.22	-25	-19.22	-45.68	-53.78	2.70	12.25	H
	12648	-35.78	-25	-10.78	-41.94	-45.52	2.84	12.58	H
	15184	-49.63	-25	-24.63	-56.86	-59.81	3.67	13.86	H
	17714	-43.40	-25	-18.40	-57.02	-53.69	3.78	14.07	H
									H
	5064	-54.38	-25	-29.38	-47.15	-61.71	2.37	9.70	V
	7596	-51.10	-25	-26.10	-50.61	-60.56	2.40	11.86	V
	10128	-51.43	-25	-26.43	-52.36	-60.99	2.70	12.25	V
	12648	-49.71	-25	-24.71	-55.82	-59.45	2.84	12.58	V
	15184	-55.38	-25	-30.38	-63.34	-65.56	3.67	13.86	V
	17714	-49.80	-25	-24.80	-63.5	-60.09	3.78	14.07	V
									V



Highest	5124	-54.65	-25	-29.65	-48.8	-61.94	2.41	9.70	H
	7680	-52.09	-25	-27.09	-52.35	-61.63	2.37	11.91	H
	10248	-47.59	-25	-22.59	-49.02	-57.19	2.69	12.30	H
	12804	-39.94	-25	-14.94	-46.7	-49.82	2.88	12.76	H
	15368	-47.58	-25	-22.58	-55.06	-57.94	3.75	14.12	H
	17921	-49.08	-25	-24.08	-62.67	-59.27	3.75	13.95	H
									H
	5124	-54.62	-25	-29.62	-47.66	-61.91	2.41	9.70	V
	7680	-50.35	-25	-25.35	-50.07	-59.89	2.37	11.91	V
	10248	-53.37	-25	-28.37	-54.45	-62.97	2.69	12.30	V
	12804	-49.20	-25	-24.20	-55.87	-59.08	2.88	12.76	V
	15368	-51.66	-25	-26.66	-60.69	-62.02	3.75	14.12	V
	17921	-53.67	-25	-28.67	-68.27	-63.86	3.75	13.95	V
									V

Remark: Spurious emissions within 30-1000MHz were found more than 20dB below limit line.



LTE Band 7 / 15MHz / QPSK									
Channel	Frequency (MHz)	EIRP (dBm)	Limit (dBm)	Over Limit (dB)	SPA Reading (dBm)	S.G. Power (dBm)	TX Cable loss (dB)	TX Antenna Gain (dBi)	Polarization (H/V)
Lowest	5004	-50.77	-25	-25.77	-44.49	-58.13	2.34	9.70	H
	7500	-52.66	-25	-27.66	-52.55	-62.03	2.43	11.80	H
	10008	-43.74	-25	-18.74	-45.24	-53.25	2.70	12.20	H
	12504	-36.32	-25	-11.32	-41.94	-45.92	2.81	12.40	H
	15000	-54.04	-25	-29.04	-59.97	-64.04	3.60	13.60	H
	17507	-44.53	-25	-19.53	-58.2	-54.92	3.81	14.20	H
									H
	5004	-53.15	-25	-28.15	-45.72	-60.51	2.34	9.70	V
	7500	-54.19	-25	-29.19	-53.46	-63.56	2.43	11.80	V
	10008	-50.09	-25	-25.09	-50.87	-59.6	2.70	12.20	V
	12504	-44.98	-25	-19.98	-50.58	-54.58	2.81	12.40	V
	15000	-56.43	-25	-31.43	-64.29	-66.43	3.60	13.60	V
	17507	-51.91	-25	-26.91	-64.72	-62.3	3.81	14.20	V
									V
Middle	5052	-52.48	-25	-27.48	-46.32	-59.81	2.37	9.70	H
	7584	-54.16	-25	-29.16	-54.22	-63.61	2.40	11.85	H
	10116	-45.28	-25	-20.28	-46.75	-54.83	2.70	12.25	H
	12648	-39.38	-25	-14.38	-45.54	-49.12	2.84	12.58	H
	15172.5	-50.75	-25	-25.75	-57.41	-60.92	3.67	13.84	H
	17702.5	-46.70	-25	-21.70	-60.33	-57	3.78	14.08	H
									H
	5052	-53.55	-25	-28.55	-46.26	-60.88	2.37	9.70	V
	7584	-53.87	-25	-28.87	-53.35	-63.32	2.40	11.85	V
	10116	-53.44	-25	-28.44	-54.35	-62.99	2.70	12.25	V
	12648	-50.03	-25	-25.03	-56.14	-59.77	2.84	12.58	V
	15172.5	-56.41	-25	-31.41	-64.28	-66.58	3.67	13.84	V
	17702.5	-51.26	-25	-26.26	-64.89	-61.56	3.78	14.08	V
									V



Highest	5112	-54.55	-25	-29.55	-48.63	-61.85	2.40	9.70	H
	7668	-53.20	-25	-28.20	-53.42	-62.73	2.38	11.90	H
	10224	-50.60	-25	-25.60	-52.03	-60.19	2.69	12.29	H
	12780	-43.78	-25	-18.78	-50.47	-53.64	2.87	12.74	H
	15333	-50.36	-25	-25.36	-57.7	-60.69	3.74	14.07	H
	17886	-48.68	-25	-23.68	-62.28	-58.89	3.76	13.97	H
									H
	5112	-54.72	-25	-29.72	-47.69	-62.02	2.40	9.70	V
	7668	-50.14	-25	-25.14	-49.81	-59.67	2.38	11.90	V
	10224	-55.39	-25	-30.39	-56.45	-64.98	2.69	12.29	V
	12780	-51.60	-25	-26.60	-58.21	-61.46	2.87	12.74	V
	15333	-52.77	-25	-27.77	-60.82	-63.1	3.74	14.07	V
	17886	-52.85	-25	-27.85	-67.31	-63.06	3.76	13.97	V
									V

Remark: Spurious emissions within 30-1000MHz were found more than 20dB below limit line.



LTE Band 7 / 20MHz / QPSK									
Channel	Frequency (MHz)	EIRP (dBm)	Limit (dBm)	Over Limit (dB)	SPA Reading (dBm)	S.G. Power (dBm)	TX Cable loss (dB)	TX Antenna Gain (dBi)	Polarization (H/V)
Lowest	5004	-51.75	-25	-26.75	-45.12	-59.11	2.34	9.70	H
	7500	-49.39	-25	-24.39	-49.58	-58.76	2.43	11.80	H
	10008	-46.22	-25	-21.22	-48.46	-55.73	2.70	12.20	H
	12504	-37.48	-25	-12.48	-43.31	-47.08	2.81	12.40	H
	15011	-55.33	-25	-30.33	-61.03	-65.34	3.60	13.62	H
	17507	-46.43	-25	-21.43	-60.2	-56.82	3.81	14.20	H
									H
	5004	-54.47	-25	-29.47	-46.85	-61.83	2.34	9.70	V
	7500	-51.03	-25	-26.03	-50.68	-60.4	2.43	11.80	V
	10008	-50.56	-25	-25.56	-51.58	-60.07	2.70	12.20	V
	12504	-47.72	-25	-22.72	-52.6	-57.32	2.81	12.40	V
	15011	-57.23	-25	-32.23	-65.71	-67.24	3.60	13.62	V
	17507	-51.58	-25	-26.58	-64.06	-61.97	3.81	14.20	V
									V
Middle	5052	-54.71	-25	-29.71	-48.68	-62.04	2.37	9.70	H
	7584	-54.46	-25	-29.46	-54.37	-63.91	2.40	11.85	H
	10104	-47.62	-25	-22.62	-49.24	-57.17	2.70	12.24	H
	12636	-41.34	-25	-16.34	-47.51	-51.06	2.84	12.56	H
	15161	-54.65	-25	-29.65	-60.76	-64.81	3.66	13.83	H
	17679	-48.72	-25	-23.72	-62.12	-59.03	3.79	14.09	H
									H
	5052	-55.91	-25	-30.91	-48.22	-63.24	2.37	9.70	V
	7584	-51.64	-25	-26.64	-50.51	-61.09	2.40	11.85	V
	10104	-54.26	-25	-29.26	-54.95	-63.81	2.70	12.24	V
	12636	-49.39	-25	-24.39	-55.46	-59.11	2.84	12.56	V
	15161	-55.12	-25	-30.12	-63.65	-65.28	3.66	13.83	V
	17679	-53.61	-25	-28.61	-67.03	-63.92	3.79	14.09	V
									V



Highest	5100	-54.07	-25	-29.07	-48.54	-61.38	2.39	9.70	H
	7656	-53.54	-25	-28.54	-53.42	-63.05	2.38	11.89	H
	10200	-48.56	-25	-23.56	-49.63	-58.14	2.70	12.28	H
	12756	-43.03	-25	-18.03	-50.27	-52.87	2.87	12.71	H
	15310	-52.91	-25	-27.91	-59.67	-63.22	3.73	14.03	H
	17863	-50.57	-25	-25.57	-63.82	-60.79	3.76	13.98	H
									H
	5100	-54.28	-25	-29.28	-47.14	-61.59	2.39	9.70	V
	7656	-53.57	-25	-28.57	-52.7	-63.08	2.38	11.89	V
	10200	-53.54	-25	-28.54	-54.16	-63.12	2.70	12.28	V
	12756	-51.04	-25	-26.04	-58.32	-60.88	2.87	12.71	V
	15310	-54.06	-25	-29.06	-62.15	-64.37	3.73	14.03	V
	17863	-53.83	-25	-28.83	-68.26	-64.05	3.76	13.98	V
									V

Remark: Spurious emissions within 30-1000MHz were found more than 20dB below limit line.