


Temporary Confidentiality Requested

Exhibit 9: Internal Photographs -- Pursuant to 47 CFR 2.1033(c)(12) and RSP100, Section 5.




Photograph 9-1: Front side view of the device's PC Board, Shields in place.

Temporary Confidentiality Requested




Photograph 9-2: Back side view of the device's PC Board, Shields in place.

Temporary Confidentiality Requested



Photograph 9-3: Front side view of the device's PC Board, Shields Removed.

Temporary Confidentiality Requested



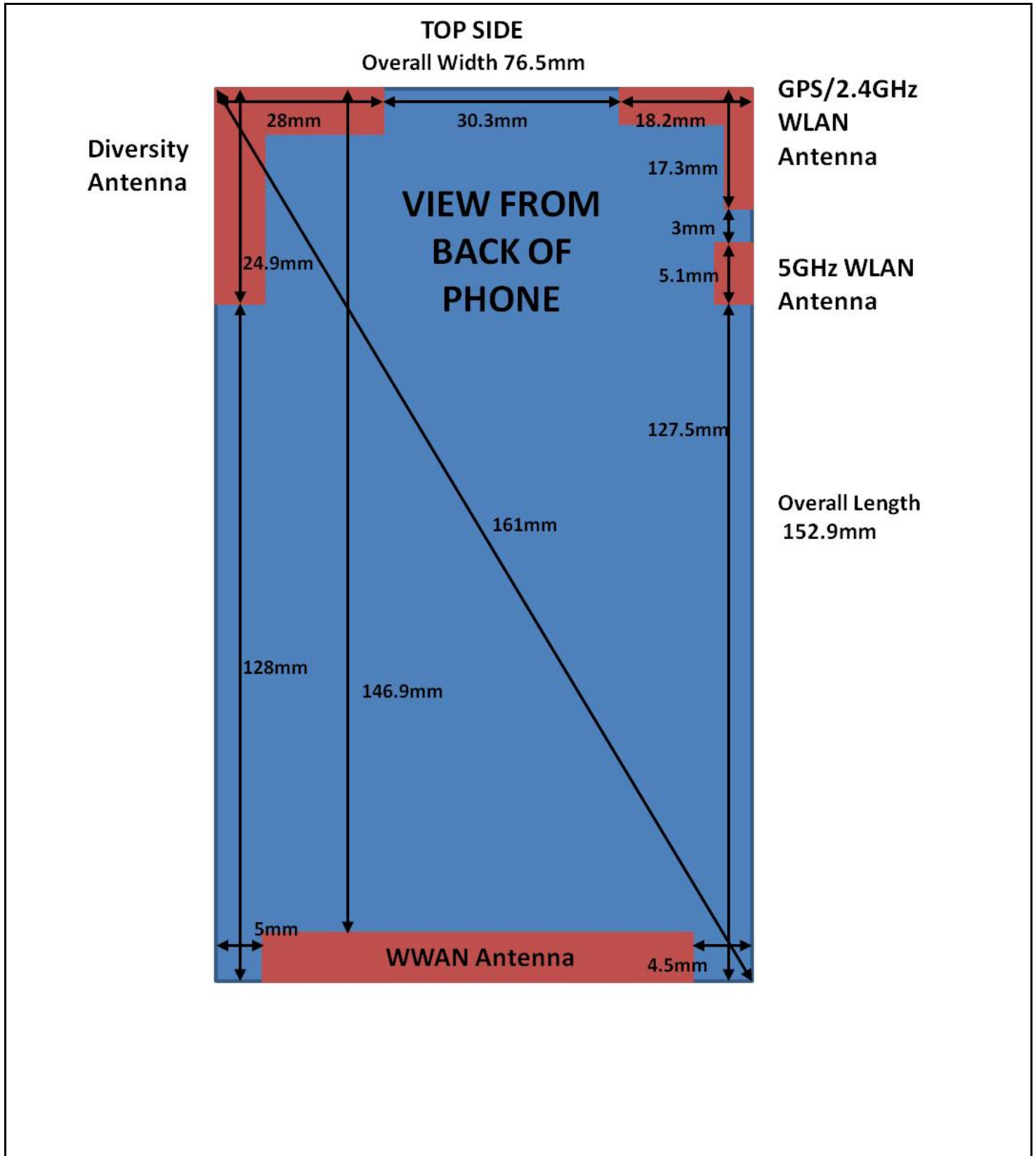
Photograph 9-4: Back side view of the device's PC Board, Shields Removed.

Temporary Confidentiality Requested



Photograph 9-6: Device Assembly – Front Chassis.

Temporary Confidentiality Requested



Photograph 9-7: Antenna Locations and Spacings.