

HAC_E_Dipole_835_150520

DUT: HAC-Dipole 835 MHz

Communication System: CW; Frequency: 835 MHz; Duty Cycle: 1:1
 Medium: Air Medium parameters used: $\sigma = 0$ S/m, $\epsilon_r = 1$; $\rho = 0$ kg/m³
 Ambient Temperature : 23.3 °C

DASY5 Configuration

- Probe: ER3DV6 - SN2358; ConvF(1, 1, 1); Calibrated: 2015/1/26;
- Sensor-Surface: (Fix Surface)
- Electronics: DAE4 Sn1279; Calibrated: 2014/7/23
- Phantom: HAC Test Arch with AMCC; Type: SD HAC P01 BA;
- Measurement SW: DASY52, Version 52.8 (7); SEMCAD X Version 14.6.10 (7164)

E Scan - measurement distance from the probe sensor center to CD835 = 10mm & 15mm/Hearing Aid Compatibility Test at 15mm distance (41x361x1): Interpolated grid:

dx=0.5000 mm, dy=0.5000 mm

Device Reference Point: 0, 0, -6.3 mm

Reference Value = 116.3 V/m; Power Drift = -0.00 dB

PMR not calibrated. PMF = 1.000 is applied.

E-field emissions = 115.3 V/m

Average value of Total=(115.3+114.7) / 2 = 115V/m

PMF scaled E-field

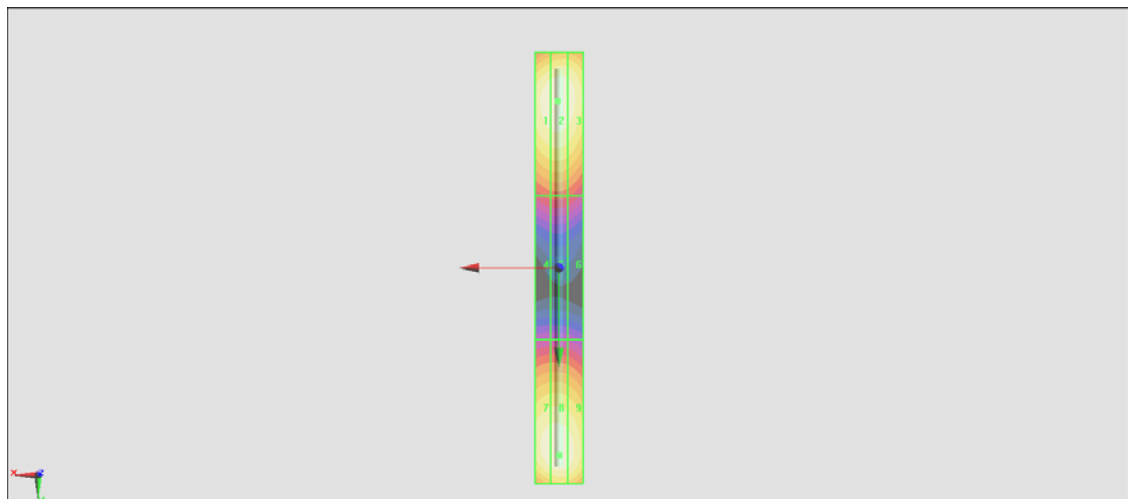
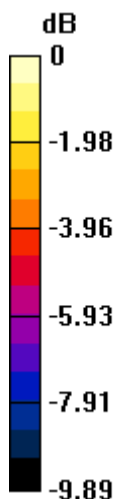
Grid 1 M4 113.8 V/m	Grid 2 M4 115.3 V/m	Grid 3 M4 113.1 V/m
Grid 4 M4 69.85 V/m	Grid 5 M4 70.52 V/m	Grid 6 M4 68.91 V/m
Grid 7 M4 112.9 V/m	Grid 8 M4 114.7 V/m	Grid 9 M4 112.4 V/m

Cursor:

Total = 115.3 V/m

E Category: M4

Location: 0.5, -69.5, 9.7 mm



0 dB = 115.3 V/m = 41.24 dBV/m

HAC_E_Dipole_835_150521

DUT: HAC-Dipole 835 MHz

Communication System: CW; Frequency: 835 MHz; Duty Cycle: 1:1
 Medium: Air Medium parameters used: $\sigma = 0$ S/m, $\epsilon_r = 1$; $\rho = 0$ kg/m³
 Ambient Temperature : 23.3 °C

DASY5 Configuration

- Probe: ER3DV6 - SN2358; ConvF(1, 1, 1); Calibrated: 2015/1/26;
- Sensor-Surface: (Fix Surface)
- Electronics: DAE4 Sn778; Calibrated: 2014/8/21
- Phantom: HAC Test Arch with AMCC; Type: SD HAC P01 BA;
- Measurement SW: DASY52, Version 52.8 (7); SEMCAD X Version 14.6.10 (7164)

E Scan - measurement distance from the probe sensor center to CD835 = 10mm & 15mm/Hearing Aid Compatibility Test at 15mm distance (41x361x1): Interpolated grid:

dx=0.5000 mm, dy=0.5000 mm

Device Reference Point: 0, 0, -6.3 mm

Reference Value = 114.8 V/m; Power Drift = 0.02 dB

PMR not calibrated. PMF = 1.000 is applied.

E-field emissions = 108.9 V/m

Average value of Total=(108.9+99.7) / 2 = 104.3V/m

PMF scaled E-field

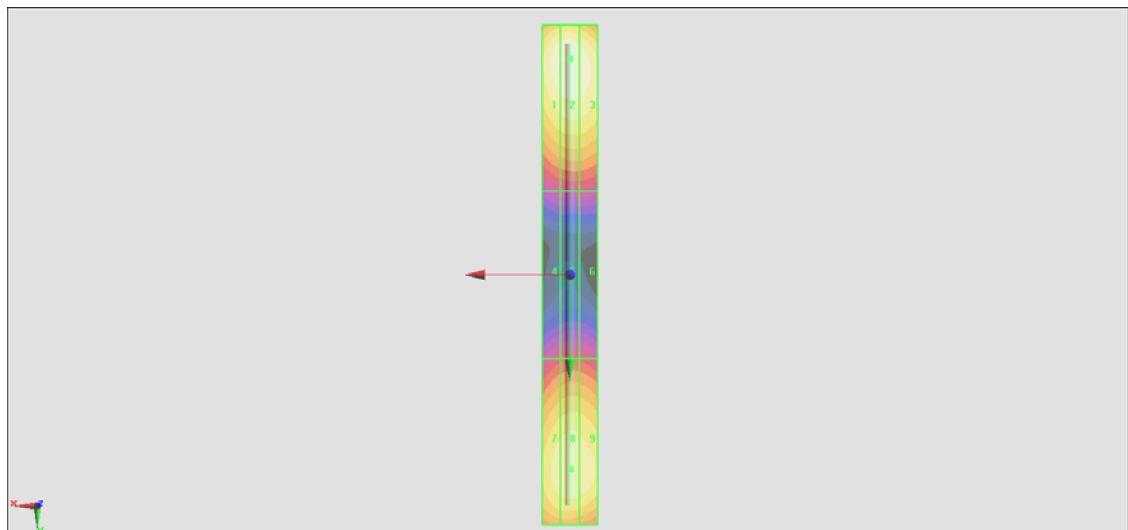
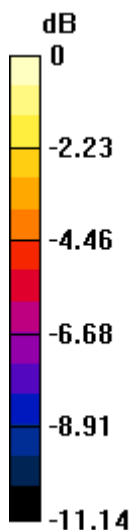
Grid 1 M4 106.7 V/m	Grid 2 M4 108.9 V/m	Grid 3 M4 106.6 V/m
Grid 4 M4 57.74 V/m	Grid 5 M4 59.48 V/m	Grid 6 M4 58.79 V/m
Grid 7 M4 97.27 V/m	Grid 8 M4 99.70 V/m	Grid 9 M4 98.20 V/m

Cursor:

Total = 108.9 V/m

E Category: M4

Location: 0, -77.5, 9.7 mm



$$0 \text{ dB} = 108.9 \text{ V/m} = 40.74 \text{ dBV/m}$$

HAC_E_Dipole_835_150522

DUT: HAC-Dipole 835 MHz

Communication System: CW; Frequency: 835 MHz; Duty Cycle: 1:1
 Medium: Air Medium parameters used: $\sigma = 0$ S/m, $\epsilon_r = 1$; $\rho = 0$ kg/m³
 Ambient Temperature : 23.4 °C

DASY5 Configuration

- Probe: ER3DV6 - SN2358; ConvF(1, 1, 1); Calibrated: 2015/1/26;
- Sensor-Surface: (Fix Surface)
- Electronics: DAE4 Sn1279; Calibrated: 2014/7/23
- Phantom: HAC Test Arch with AMCC; Type: SD HAC P01 BA;
- Measurement SW: DASY52, Version 52.8 (7); SEMCAD X Version 14.6.10 (7164)

E Scan - measurement distance from the probe sensor center to CD835 = 10mm & 15mm/Hearing Aid Compatibility Test at 15mm distance (41x361x1): Interpolated grid:

dx=0.5000 mm, dy=0.5000 mm
 Device Reference Point: 0, 0, -6.3 mm
 Reference Value = 112.5 V/m; Power Drift = 0.02 dB
 PMR not calibrated. PMF = 1.000 is applied.
 E-field emissions = 111.3 V/m
 Average value of Total=(111.3+110.9) / 2 = 111.1V/m

PMF scaled E-field

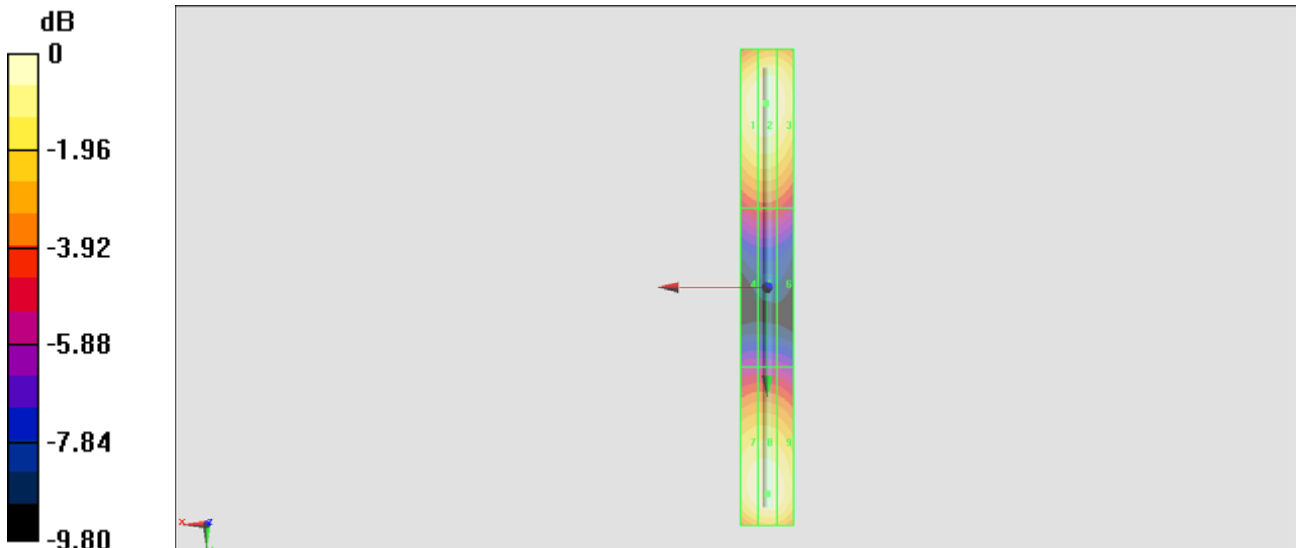
Grid 1 M4 109.9 V/m	Grid 2 M4 111.3 V/m	Grid 3 M4 109.2 V/m
Grid 4 M4 67.56 V/m	Grid 5 M4 67.98 V/m	Grid 6 M4 66.60 V/m
Grid 7 M4 109.3 V/m	Grid 8 M4 110.9 V/m	Grid 9 M4 108.6 V/m

Cursor:

Total = 111.3 V/m

E Category: M4

Location: 0.5, -69.5, 9.7 mm



$$0 \text{ dB} = 111.3 \text{ V/m} = 40.93 \text{ dBV/m}$$

HAC_E_Dipole_1880_150521

DUT: HAC Dipole 1880 MHz

Communication System: CW; Frequency: 1880 MHz; Duty Cycle: 1:1

Medium: Air Medium parameters used: $\sigma = 0$ S/m, $\epsilon_r = 1$; $\rho = 0$ kg/m³

Ambient Temperature : 23.3 °C

DASY5 Configuration

- Probe: ER3DV6 - SN2358; ConvF(1, 1, 1); Calibrated: 2015/1/26;
- Sensor-Surface: (Fix Surface)
- Electronics: DAE4 Sn778; Calibrated: 2014/8/21
- Phantom: HAC Test Arch with AMCC; Type: SD HAC P01 BA;
- Measurement SW: DASY52, Version 52.8 (7); SEMCAD X Version 14.6.10 (7164)

E Scan - measurement distance from the probe sensor center to CD1880 = 10mm & 15mm/Hearing Aid Compatibility Test at 15mm distance (41x181x1): Interpolated grid:

dx=0.5000 mm, dy=0.5000 mm

Device Reference Point: 0, 0, -6.3 mm

Reference Value = 145.2 V/m; Power Drift = 0.01 dB

PMR not calibrated. PMF = 1.000 is applied.

E-field emissions = 87.51 V/m

Average value of Total=(87.51+83.31) / 2 = 85.41V/m

PMF scaled E-field

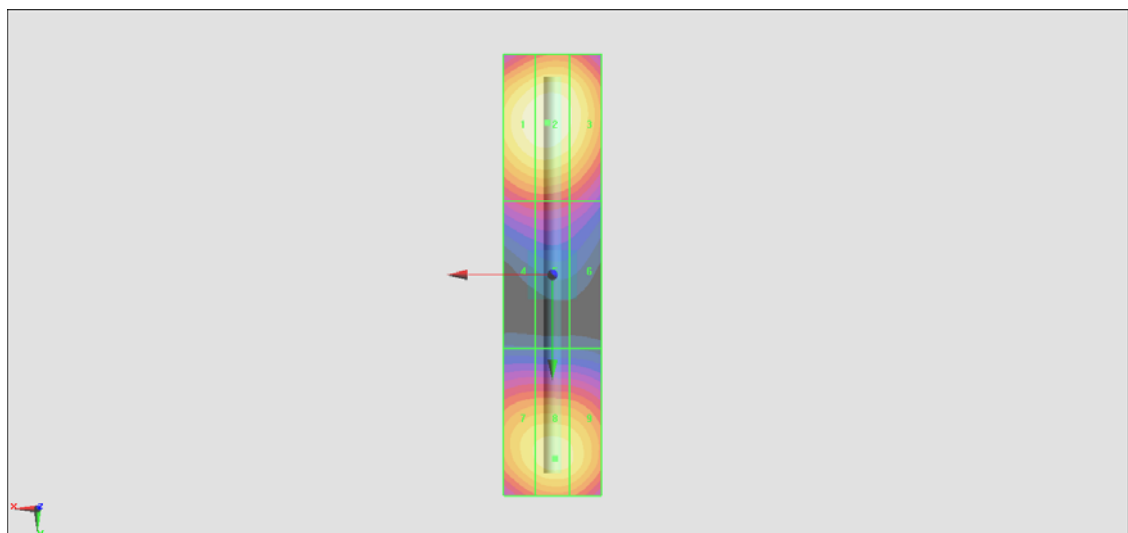
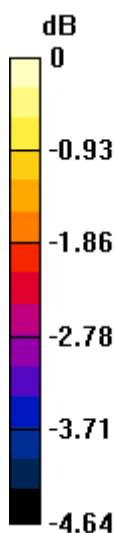
Grid 1 M3 86.84 V/m	Grid 2 M3 87.51 V/m	Grid 3 M3 85.07 V/m
Grid 4 M3 68.41 V/m	Grid 5 M3 68.59 V/m	Grid 6 M3 66.79 V/m
Grid 7 M3 81.95 V/m	Grid 8 M3 83.31 V/m	Grid 9 M3 82.30 V/m

Cursor:

Total = 87.51 V/m

E Category: M3

Location: 1, -31, 9.7 mm



$$0 \text{ dB} = 87.51 \text{ V/m} = 38.84 \text{ dBV/m}$$