



FCC RF Test Report

APPLICANT : Motorola Mobility, LLC
EQUIPMENT : Mobile Cellular Phone
BRAND NAME : Motorola
MODEL NAME : 4602
FCC ID : IHDT56UB1
STANDARD : FCC Part 15 Subpart E §15.407
CLASSIFICATION : (NII) Unlicensed National Information Infrastructure

The product was received on May 01, 2015 and testing was completed on Jun. 15, 2015. We, SPORTON INTERNATIONAL INC., would like to declare that the tested sample has been evaluated in accordance with the test procedures and has been in compliance with the applicable technical standards.

The test results in this report apply exclusively to the tested model / sample. Without written approval of SPORTON INTERNATIONAL INC., the test report shall not be reproduced except in full.

Reviewed by: Joseph Lin / Supervisor

Approved by: Jones Tsai / Manager



SPORTON INTERNATIONAL INC.

No. 52, Hwa Ya 1st Rd., Hwa Ya Technology Park, Kwei-Shan District, Tao Yuan City, Taiwan, R.O.C.

SPORTON INTERNATIONAL INC.

TEL : 886-3-327-3456

FAX : 886-3-328-4978

FCC ID : IHDT56UB1

Page Number : 1 of 40

Report Issued Date : Jul. 01, 2015

Report Version : Rev. 01

Report Template No.: BU5-FR15EWL Version 1.0



TABLE OF CONTENTS

SUMMARY OF TEST RESULT 4

1 GENERAL DESCRIPTION 5

1.1 Applicant 5

1.2 Manufacturer 5

1.3 Feature of Equipment Under Test 5

1.4 Product Specification of Equipment Under Test 6

1.5 Modification of EUT 6

1.6 Testing Location 7

1.7 Applicable Standards 7

2 TEST CONFIGURATION OF EQUIPMENT UNDER TEST 8

2.1 Carrier Frequency Channel 8

2.2 Pre-Scanned RF Power 9

2.3 Test Mode 11

2.4 Connection Diagram of Test System 12

2.5 Support Unit used in test configuration and system 15

2.6 EUT Operation Test Setup 15

2.7 Measurement Results Explanation Example 15

3 TEST RESULT 16

3.1 26dB & 99% Occupied Bandwidth Measurement 16

3.2 Maximum Conducted Output Power Measurement 18

3.3 Power Spectral Density Measurement 20

3.4 Unwanted Radiated Emission Measurement 22

3.5 AC Conducted Emission Measurement 26

3.6 Frequency Stability Measurement 36

3.7 Automatically Discontinue Transmission 37

3.8 Antenna Requirements 38

4 LIST OF MEASURING EQUIPMENTS 39

5 UNCERTAINTY OF EVALUATION 40

APPENDIX A. CONDUCTED TEST RESULTS

APPENDIX B. RADIATED TEST RESULTS



SUMMARY OF TEST RESULT

| Report Section | FCC Rule | Description | Limit | Result | Remark |
|----------------|-----------------------|--|--|--------|---|
| 3.1 | 2.1049 15.403(i) | 26dB & 99% Bandwidth | - | Pass | - |
| 3.2 | 15.407(a) | Maximum Conducted Output Power | ≤ 24 dBm (depend on band) | Pass | - |
| 3.3 | 15.407(a) | Power Spectral Density | ≤ 11 dBm (depend on band) | Pass | - |
| 3.4 | 15.407(b) | Unwanted Emissions | ≤ -17, -27 dBm (depend on band)&15.209(a) | Pass | Under limit 0.12 dB at 5149.700 MHz |
| 3.5 | 15.207 | AC Conducted Emission | 15.207(a) | Pass | Under limit 8.50 dB at 2.766 MHz |
| 3.6 | 15.407(g) | Frequency Stability | Within Operation Band | Pass | - |
| 3.7 | 15.407(c) | Automatically Discontinue Transmission | Discontinue Transmission | Pass | - |
| 3.8 | 15.203 & 15.407(a) | Antenna Requirement | N/A | Pass | - |



1 General Description

1.1 Applicant

Motorola Mobility, LLC

222 W Merchandise Mart Plaza, Suite 1800, Chicago, IL 60654, United States

1.2 Manufacturer

Motorola Mobility, LLC

222 W Merchandise Mart Plaza, Suite 1800, Chicago, IL 60654, United States

1.3 Feature of Equipment Under Test

| Product Feature & Specification | |
|---------------------------------|---|
| Equipment | Mobile Cellular Phone |
| Brand Name | Motorola |
| Model Name | 4602 |
| FCC ID | IHDT56UB1 |
| IMEI Code | 990006240086388 (for AC Conducted Emission) 990006240060151 (for Radiated Spurious Emission) |
| EUT supports Radios application | CDMA/EV-DO/GSM/EGPRS/WCDMA/HSPA/LTE/NFC WLAN 11b/g/n HT20 WLAN 11a/n HT20/HT40 Bluetooth 2.1 EDR Bluetooth 4.1 - LE |
| HW Version | P2 |
| EUT Stage | Identical Prototype |

Remark: The above EUT's information was declared by manufacturer. Please refer to the specifications or user's manual for more detailed description.

| Accessory List | |
|----------------|-----------------------|
| AC Adapter 1 | Brand Name : Motorola |
| | Model Name : SPN5791A |
| AC Adapter 2 | Brand Name : Motorola |
| | Model Name : SPN5865A |
| Battery | Brand Name : Motorola |
| | Model Name : FL40 |
| USB Cable | Brand Name : Motorola |
| | Model Name : SKN6461A |
| Earphone | Brand Name : Motorola |
| | Model Name : 89719N |



1.4 Product Specification of Equipment Under Test

| Product Specification subjective to this standard | |
|---|--|
| Tx/Rx Frequency Range | 5180 MHz ~ 5240 MHz 5260 MHz ~ 5320 MHz 5500 MHz ~ 5700 MHz |
| Maximum Output Power to Antenna | <p><5180 MHz ~ 5240 MHz> 802.11a : 17.42 dBm / 0.0552 W 802.11n HT20 : 15.96 dBm / 0.0394 W 802.11n HT40 : 15.06 dBm / 0.0321 W</p> <p><5260 MHz ~ 5320 MHz> 802.11a : 17.33 dBm / 0.0541 W 802.11n HT20 : 16.03 dBm / 0.0401 W 802.11n HT40 : 14.93 dBm / 0.0311 W</p> <p><5500 MHz ~ 5700 MHz > 802.11a : 17.48 dBm / 0.0560 W 802.11n HT20 : 16.29 dBm / 0.0426 W 802.11n HT40 : 15.06 dBm / 0.0321 W</p> |
| 99% Occupied Bandwidth | 802.11a : 24.85 MHz 802.11n HT20 : 20.50 MHz 802.11n HT40 : 37.10 MHz |
| Antenna Type | Fixed, stamped metal Antenna with gain <5180 MHz ~ 5240 MHz> -1.10 dBi <5260 MHz ~ 5320 MHz> -0.50 dBi <5500 MHz ~ 5700 MHz > -0.20 dBi |
| Type of Modulation | OFDM (BPSK / QPSK / 16QAM / 64QAM) |

1.5 Modification of EUT

No modifications are made to the EUT during all test items.



1.6 Testing Location

Sporton Lab is accredited to ISO 17025 by Taiwan Accreditation Foundation (TAF code : 1190) and the FCC designation No. TW1022 under the FCC 2.948(e) by Mutual Recognition Agreement (MRA) in FCC Test.

| | | | |
|---------------------------|--|---------|-----------|
| Test Site | SPORTON INTERNATIONAL INC. | | |
| Test Site Location | No. 52, Hwa Ya 1 st Rd., Hwa Ya Technology Park, Kwei-Shan District, Tao Yuan City, Taiwan, R.O.C. TEL: +886-3-327-3456 FAX: +886-3-328-4978 | | |
| Test Site No. | Sporton Site No. | | |
| | TH02-HY | CO05-HY | 03CH07-HY |

Note: The test site complies with ANSI C63.4 2009 requirement.

1.7 Applicable Standards

According to the specifications of the manufacturer, the EUT must comply with the requirements of the following standards:

- ♦ FCC Part 15 Subpart E
- ♦ FCC KDB 789033 D02 General UNII Test Procedures New Rules v01
- ♦ ANSI C63.10-2009

Remark:

1. All test items were verified and recorded according to the standards and without any deviation during the test.
2. FCC permits the use of the 1.5 meter table as an alternative in C63.10-2013 through inquiry tracking number 961829.
3. This EUT has also been tested and complied with the requirements of FCC Part 15, Subpart B, recorded in a separate test report.



2 Test Configuration of Equipment Under Test

The EUT has been associated with peripherals and configuration operated in a manner tended to maximize its emission characteristics in a typical application. Frequency range investigated: conducted emission (150 kHz to 30 MHz) and radiated emission (9 kHz to the 10th harmonic of the highest fundamental frequency or to 40 GHz, whichever is lower). For radiated measurement, pre-scanned in three orthogonal panels, X, Y, Z. The worst cases (Z plane) were recorded in this report.

The final configuration from all the combinations and the worst-case data rates were investigated by measuring the maximum power across all the data rates and modulation modes under section 2.2.

Based on the worst configuration found above, the RF power setting is set individually to meet FCC compliance limit for the final conducted and radiated tests shown in section 2.3.

2.1 Carrier Frequency Channel

| Frequency Band | Channel | Freq. (MHz) | Channel | Freq. (MHz) |
|--------------------------------------|-----------|-------------|-----------|-------------|
| 5150-5250 MHz Band 1 (U-NII-1) | 36 | 5180 | 44 | 5220 |
| | 38 | 5190 | 46 | 5230 |
| | 40 | 5200 | 48 | 5240 |

| Frequency Band | Channel | Freq. (MHz) | Channel | Freq. (MHz) |
|---------------------------------------|-----------|-------------|-----------|-------------|
| 5250-5350 MHz Band 2 (U-NII-2A) | 52 | 5260 | 60 | 5300 |
| | 54 | 5270 | 62 | 5310 |
| | 56 | 5280 | 64 | 5320 |

| Frequency Band | Channel | Freq. (MHz) | Channel | Freq. (MHz) |
|---------------------------------------|------------|-------------|------------|-------------|
| 5470-5725 MHz Band 3 (U-NII-2C) | 100 | 5500 | 116 | 5580 |
| | 102 | 5510 | 132 | 5660 |
| | 104 | 5520 | 134 | 5670 |
| | 108 | 5540 | 136 | 5680 |
| | 110 | 5550 | 140 | 5700 |
| | 112 | 5560 | | |

Note: The above Frequency and Channel in boldface were 802.11n HT40.



2.2 Pre-Scanned RF Power

Preliminary tests were performed in different data rate and data rate associated with the highest power were chosen for full test in the following tables. Final Output Power equals to Measured Output Power adds the duty factor.

| Channel | Frequency | 5GHz 802.11a Average Power (dBm) | | | | | | | |
|---------|-----------|----------------------------------|--------|---------|---------|---------|---------|---------|---------|
| | | Data Rate | | | | | | | |
| | | 6 Mbps | 9 Mbps | 12 Mbps | 18 Mbps | 24 Mbps | 36 Mbps | 48 Mbps | 54 Mbps |
| CH 36 | 5180 MHz | 16.58 | 16.43 | 16.54 | 16.56 | 16.55 | 16.36 | 15.20 | 14.23 |
| CH 44 | 5220 MHz | 17.42 | 16.41 | 16.35 | 16.62 | 16.38 | 16.09 | 15.11 | 13.93 |
| CH 48 | 5240 MHz | 17.18 | 16.41 | 16.34 | 16.59 | 16.39 | 16.12 | 15.06 | 14.03 |
| CH 52 | 5260 MHz | 17.26 | 16.37 | 16.35 | 16.52 | 16.27 | 16.13 | 15.03 | 13.79 |
| CH 60 | 5300 MHz | 17.33 | 16.38 | 16.32 | 16.56 | 16.31 | 16.15 | 15.07 | 13.89 |
| CH 64 | 5320 MHz | 15.29 | 15.28 | 15.27 | 15.26 | 15.24 | 15.26 | 15.10 | 13.87 |
| CH 100 | 5500 MHz | 16.85 | 16.46 | 16.60 | 16.76 | 16.29 | 15.79 | 14.98 | 13.95 |
| CH 116 | 5580 MHz | 17.48 | 16.41 | 16.62 | 16.84 | 16.32 | 15.82 | 15.04 | 14.03 |
| CH 140 | 5700 MHz | 14.71 | 14.69 | 14.67 | 14.63 | 14.65 | 14.68 | 14.53 | 13.47 |

| Channel | Frequency | 5GHz 802.11a Peak Power (dBm) | | | | | | | |
|---------|-----------|-------------------------------|--------|---------|---------|---------|---------|---------|---------|
| | | Data Rate | | | | | | | |
| | | 6 Mbps | 9 Mbps | 12 Mbps | 18 Mbps | 24 Mbps | 36 Mbps | 48 Mbps | 54 Mbps |
| CH 36 | 5180 MHz | 21.10 | 21.09 | 21.05 | 21.06 | 21.07 | 21.05 | 21.09 | 20.88 |
| CH 44 | 5220 MHz | 21.41 | 21.07 | 20.96 | 20.97 | 20.95 | 21.02 | 20.88 | 20.58 |
| CH 48 | 5240 MHz | 21.12 | 21.10 | 21.02 | 20.92 | 20.94 | 21.03 | 20.90 | 20.59 |
| CH 52 | 5260 MHz | 21.41 | 21.13 | 21.04 | 20.95 | 20.92 | 20.99 | 20.92 | 20.57 |
| CH 60 | 5300 MHz | 21.49 | 21.31 | 21.13 | 21.08 | 21.03 | 20.91 | 20.95 | 20.82 |
| CH 64 | 5320 MHz | 21.13 | 21.10 | 21.05 | 21.07 | 21.06 | 21.01 | 20.94 | 20.92 |
| CH 100 | 5500 MHz | 21.45 | 21.41 | 21.42 | 21.43 | 21.39 | 21.30 | 21.21 | 21.03 |
| CH 116 | 5580 MHz | 21.43 | 21.36 | 21.37 | 21.40 | 21.07 | 20.95 | 20.91 | 20.86 |
| CH 140 | 5700 MHz | 20.30 | 20.22 | 20.26 | 20.23 | 20.24 | 20.20 | 20.22 | 20.01 |



| Channel | Frequency | 5GHz 802.11n HT20 Average Power (dBm) | | | | | | | |
|---------|-----------|---------------------------------------|-------|-------|-------|-------|-------|-------|-------|
| | | Data Rate | | | | | | | |
| | | MCS0 | MCS1 | MCS2 | MCS3 | MCS4 | MCS5 | MCS6 | MCS7 |
| CH 36 | 5180 MHz | 15.96 | 15.94 | 15.89 | 15.92 | 15.74 | 15.24 | 14.25 | 13.03 |
| CH 44 | 5220 MHz | 15.87 | 15.85 | 15.80 | 15.84 | 15.68 | 15.21 | 14.22 | 13.00 |
| CH 48 | 5240 MHz | 15.84 | 15.82 | 15.81 | 15.84 | 15.63 | 15.22 | 14.31 | 12.92 |
| CH 52 | 5260 MHz | 15.99 | 15.97 | 15.94 | 15.96 | 15.61 | 15.20 | 14.38 | 13.23 |
| CH 60 | 5300 MHz | 16.03 | 15.95 | 16.00 | 15.97 | 15.26 | 15.28 | 13.73 | 12.80 |
| CH 64 | 5320 MHz | 15.21 | 15.17 | 15.19 | 15.09 | 15.16 | 14.88 | 13.71 | 12.84 |
| CH 100 | 5500 MHz | 16.29 | 16.08 | 16.16 | 16.27 | 15.78 | 15.34 | 14.68 | 14.03 |
| CH 116 | 5580 MHz | 16.18 | 16.12 | 16.17 | 16.10 | 15.30 | 14.95 | 13.87 | 12.83 |
| CH 140 | 5700 MHz | 13.81 | 13.79 | 13.75 | 13.72 | 13.73 | 13.78 | 13.57 | 12.43 |

| Channel | Frequency | 5GHz 802.11n HT20 Peak Power (dBm) | | | | | | | |
|---------|-----------|------------------------------------|-------|-------|-------|-------|-------|-------|-------|
| | | Data Rate | | | | | | | |
| | | MCS0 | MCS1 | MCS2 | MCS3 | MCS4 | MCS5 | MCS6 | MCS7 |
| CH 36 | 5180 MHz | 21.12 | 21.10 | 21.07 | 21.00 | 21.01 | 21.06 | 20.98 | 20.28 |
| CH 44 | 5220 MHz | 21.08 | 20.96 | 20.97 | 21.01 | 21.00 | 21.01 | 20.90 | 20.22 |
| CH 48 | 5240 MHz | 21.06 | 21.01 | 21.02 | 21.04 | 20.96 | 21.02 | 20.91 | 21.02 |
| CH 52 | 5260 MHz | 21.16 | 21.08 | 21.06 | 21.15 | 21.06 | 21.08 | 20.96 | 21.00 |
| CH 60 | 5300 MHz | 21.21 | 21.09 | 21.05 | 21.20 | 20.98 | 21.00 | 20.53 | 20.12 |
| CH 64 | 5320 MHz | 21.17 | 21.13 | 21.11 | 21.15 | 21.00 | 20.98 | 20.57 | 20.10 |
| CH 100 | 5500 MHz | 21.57 | 21.44 | 21.40 | 21.03 | 21.07 | 21.00 | 20.74 | 20.40 |
| CH 116 | 5580 MHz | 21.41 | 21.15 | 21.16 | 21.21 | 21.10 | 21.07 | 20.25 | 19.85 |
| CH 140 | 5700 MHz | 20.21 | 20.18 | 20.14 | 20.16 | 20.12 | 20.20 | 19.82 | 19.62 |



| Channel | Frequency | 5GHz 802.11n HT40 Average Power (dBm) | | | | | | | |
|---------|-----------|---------------------------------------|-------|-------|-------|-------|-------|-------|-------|
| | | Data Rate | | | | | | | |
| | | MCS0 | MCS1 | MCS2 | MCS3 | MCS4 | MCS5 | MCS6 | MCS7 |
| CH 38 | 5190MHz | 13.13 | 12.83 | 12.96 | 12.95 | 12.93 | 12.87 | 13.04 | 11.97 |
| CH 46 | 5230MHz | 15.06 | 14.91 | 14.92 | 15.05 | 14.45 | 13.79 | 12.89 | 11.83 |
| CH 54 | 5270MHz | 14.93 | 14.51 | 14.78 | 14.61 | 14.38 | 13.62 | 12.78 | 11.63 |
| CH 62 | 5310MHz | 11.83 | 11.82 | 11.78 | 11.82 | 11.80 | 11.76 | 11.80 | 11.34 |
| CH 102 | 5510MHz | 13.08 | 13.04 | 13.06 | 13.02 | 13.02 | 13.06 | 13.07 | 12.72 |
| CH 110 | 5550MHz | 15.06 | 15.01 | 15.02 | 15.02 | 14.50 | 14.01 | 13.03 | 11.92 |
| CH 134 | 5670MHz | 14.80 | 14.76 | 14.72 | 14.65 | 14.23 | 13.95 | 12.76 | 11.70 |

| Channel | Frequency | 5GHz 802.11n HT40 Peak Power (dBm) | | | | | | | |
|---------|-----------|------------------------------------|-------|-------|-------|-------|-------|-------|-------|
| | | Data Rate | | | | | | | |
| | | MCS0 | MCS1 | MCS2 | MCS3 | MCS4 | MCS5 | MCS6 | MCS7 |
| CH 38 | 5190MHz | 20.06 | 19.97 | 19.80 | 20.05 | 20.01 | 19.84 | 20.02 | 19.02 |
| CH 46 | 5230MHz | 20.71 | 20.32 | 20.56 | 20.43 | 20.17 | 20.01 | 19.57 | 18.91 |
| CH 54 | 5270MHz | 20.76 | 20.49 | 20.36 | 20.37 | 20.20 | 20.12 | 19.66 | 19.18 |
| CH 62 | 5310MHz | 19.54 | 19.50 | 19.43 | 19.52 | 19.46 | 19.49 | 19.35 | 19.27 |
| CH 102 | 5510MHz | 20.26 | 20.11 | 20.16 | 20.18 | 20.14 | 20.02 | 19.46 | 19.47 |
| CH 110 | 5550MHz | 20.94 | 20.61 | 20.66 | 20.65 | 20.56 | 20.34 | 19.48 | 19.62 |
| CH 134 | 5670MHz | 20.55 | 20.50 | 20.51 | 20.47 | 20.43 | 20.31 | 19.40 | 19.42 |

2.3 Test Mode

Final test mode of conducted test items and radiated spurious emissions are considering the modulation and worse data rates from the power table described in section 2.2.

| Modulation | Data Rate |
|--------------|-----------|
| 802.11a | 6 Mbps |
| 802.11n HT20 | MCS0 |
| 802.11n HT40 | MCS0 |

| | |
|---|---|
| AC Conducted Emission | <p>Mode 1 : GSM850 Idle + Bluetooth Link + WLAN (5GHz) Link + USB Cable (Charging from Adapter 1) + Earphone + MP3</p> <p>Mode 2 : GSM850 Idle + Bluetooth Link + WLAN (5GHz) Link + USB Cable (Charging from Adapter 2) + Earphone + MP3</p> |
| Remark: The worst case of conducted emission is mode 2; only the test data of it was reported. | |

| Ch. # | | Band I : 5150-5250 MHz | Band II : 5250-5350 MHz | Band III : 5470-5725MHz |
|-------|--------|------------------------|-------------------------|-------------------------|
| | | 802.11a | 802.11a | 802.11a |
| L | Low | 36 | 52 | 100 |
| M | Middle | 44 | 60 | 116 |
| H | High | 48 | 64 | 140 |

| Ch. # | | Band I : 5150-5250 MHz | Band II : 5250-5350 MHz | Band III : 5470-5725MHz |
|-------|--------|------------------------|-------------------------|-------------------------|
| | | 802.11n HT20 | 802.11n HT20 | 802.11n HT20 |
| L | Low | 36 | 52 | 100 |
| M | Middle | 44 | 60 | 116 |
| H | High | 48 | 64 | 140 |

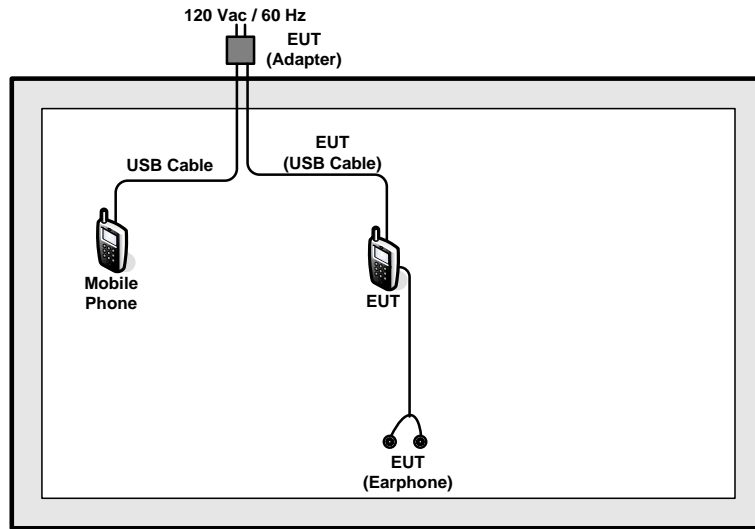
| Ch. # | | Band I : 5150-5250 MHz | Band II : 5250-5350 MHz | Band III : 5470-5725MHz |
|-------|--------|------------------------|-------------------------|-------------------------|
| | | 802.11n HT40 | 802.11n HT40 | 802.11n HT40 |
| L | Low | 38 | 54 | 102 |
| M | Middle | - | - | 110 |
| H | High | 46 | 62 | 134 |

2.4 Connection Diagram of Test System

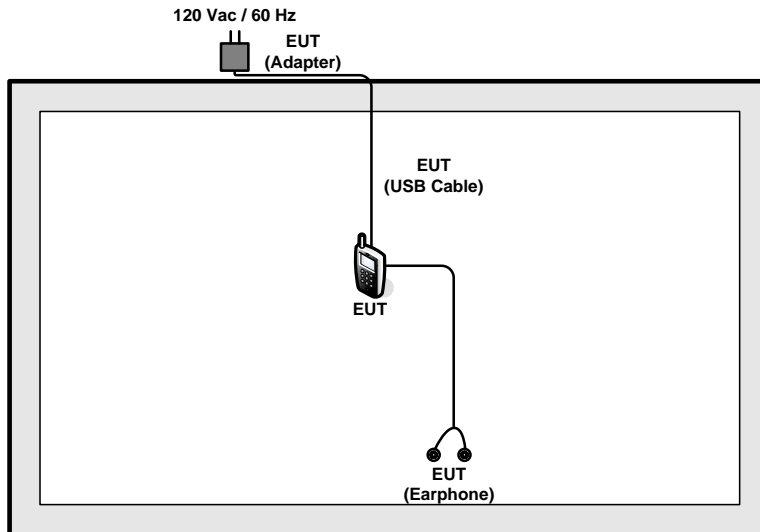
<WLAN Tx Mode for EUT Standalone>



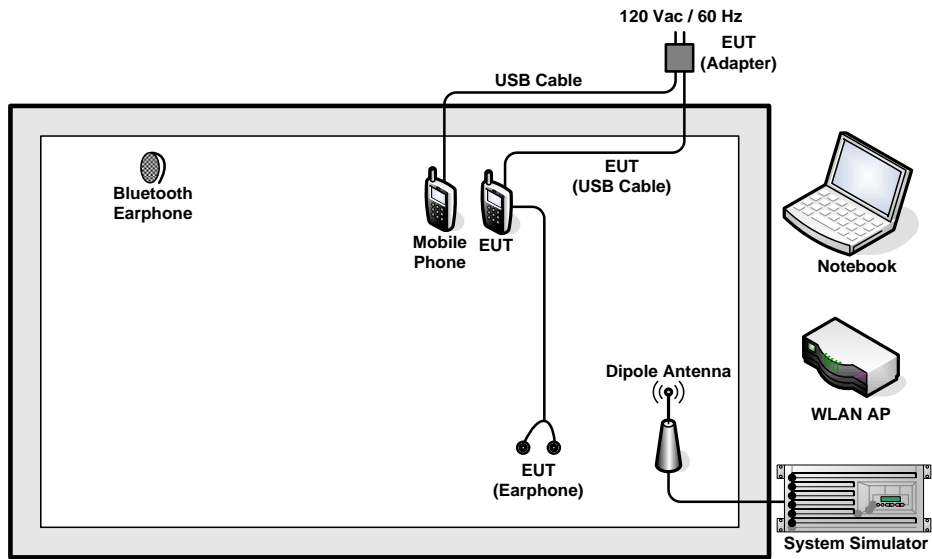
<WLAN Tx Mode with Adapter 1>



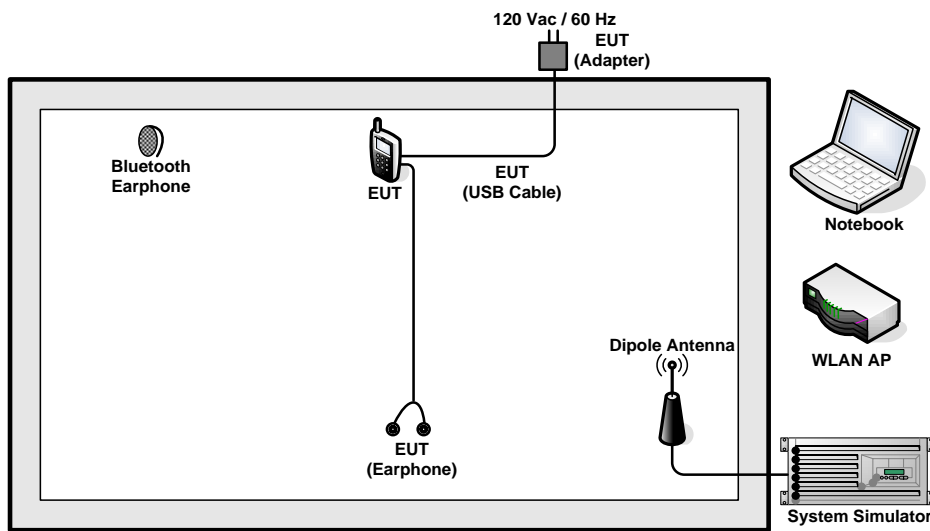
<WLAN Tx Mode with Adapter 1 >



<AC Conducted Emissions with Adapter 1>



<AC Conducted Emissions with Adapter 2>





2.5 Support Unit used in test configuration and system

| Item | Equipment | Trade Name | Model Name | FCC ID | Data Cable | Power Cord |
|------|-----------------------|---------------|-------------------|--|------------|--|
| 1. | System Simulator | Anritsu | MT8820C | N/A | N/A | Unshielded, 1.8 m |
| 2. | Bluetooth Earphone | Sony Ericsson | MW600 | PY7DDA-2029 | N/A | N/A |
| 3. | WLAN AP | D-Link | DIR-628 | KA2DIR628A2 | N/A | Unshielded, 1.8 m |
| 4. | Notebook | DELL | Latitude E6320 | FCC DoC/ Contains FCC ID: QDS-BRCM1054 | N/A | AC I/P: Unshielded, 1.2 m DC O/P: Shielded, 1.8 m |
| 5. | Mobile Cellular Phone | Motorola | 4602 | IHDT56UB1 | N/A | N/A |
| 6. | SD Card | SanDisk | MicroSD HC | FCC DoC | N/A | N/A |

2.6 EUT Operation Test Setup

For WLAN function, programmed RF utility, "QRCT" installed in the EUT provide functions like channel selection and power level for continuous transmitting and receiving signals.

2.7 Measurement Results Explanation Example

For all conducted test items:

The offset level is set in the spectrum analyzer to compensate the RF cable loss and attenuator factor between EUT conducted output port and spectrum analyzer. With the offset compensation, the spectrum analyzer reading level is exactly the EUT RF output level.

Example :

The spectrum analyzer offset is derived from RF cable loss and attenuator factor.

Offset = RF cable loss + attenuator factor.

Following shows an offset computation example with cable loss 4.2 dB and 10dB attenuator.

$$\begin{aligned} \text{Offset(dB)} &= \text{RF cable loss(dB)} + \text{attenuator factor(dB)}. \\ &= 4.2 + 10 = 14.2 \text{ (dB)} \end{aligned}$$

3 Test Result

3.1 26dB & 99% Occupied Bandwidth Measurement

3.1.1 Description of 26dB & 99% Occupied Bandwidth

This section is for reporting purpose only.

There is no restriction limits for bandwidth.

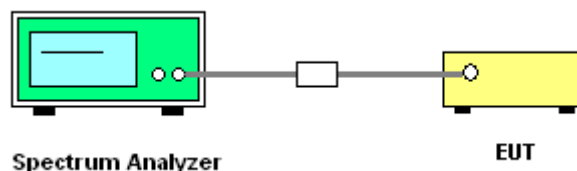
3.1.2 Measuring Instruments

The measuring equipment is listed in the section 4 of this test report.

3.1.3 Test Procedures

1. The testing follows FCC KDB 789033 D02 General UNII Test Procedures New Rules v01.
Section C) Emission bandwidth
2. Set RBW = approximately 1% of the emission bandwidth.
3. Set the VBW > RBW.
4. Detector = Peak.
5. Trace mode = max hold
6. Measure the maximum width of the emission that is 26 dB down from the peak of the emission.
Compare this with the RBW setting of the analyzer. Readjust RBW and repeat measurement as needed until the RBW/EBW ratio is approximately 1%.
7. For 99% Bandwidth Measurement, the spectrum analyzer's resolution bandwidth (RBW) is set 1MHz and set the Video bandwidth (VBW) $\geq 3 * RBW$.
8. Measure and record the results in the test report.

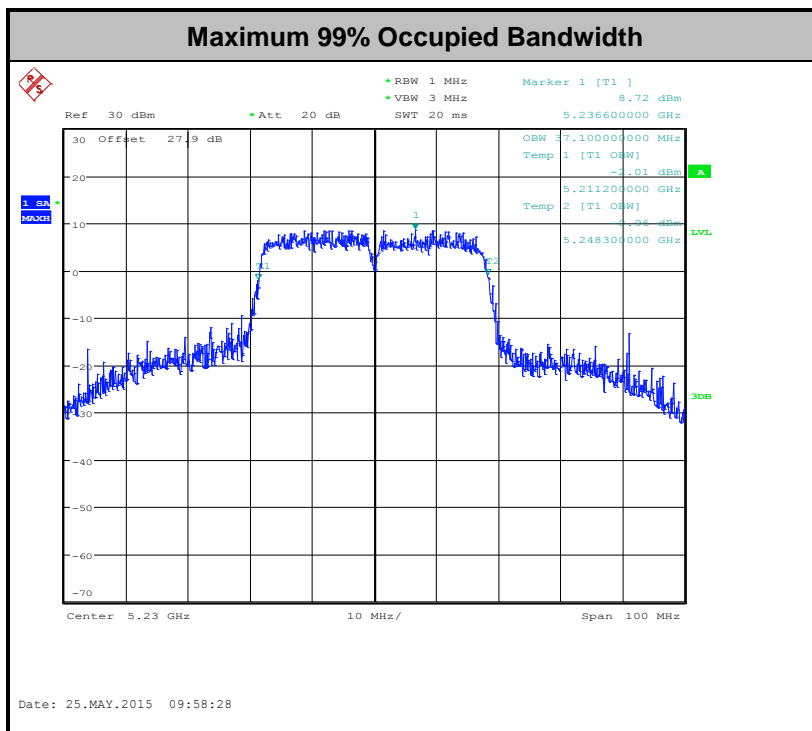
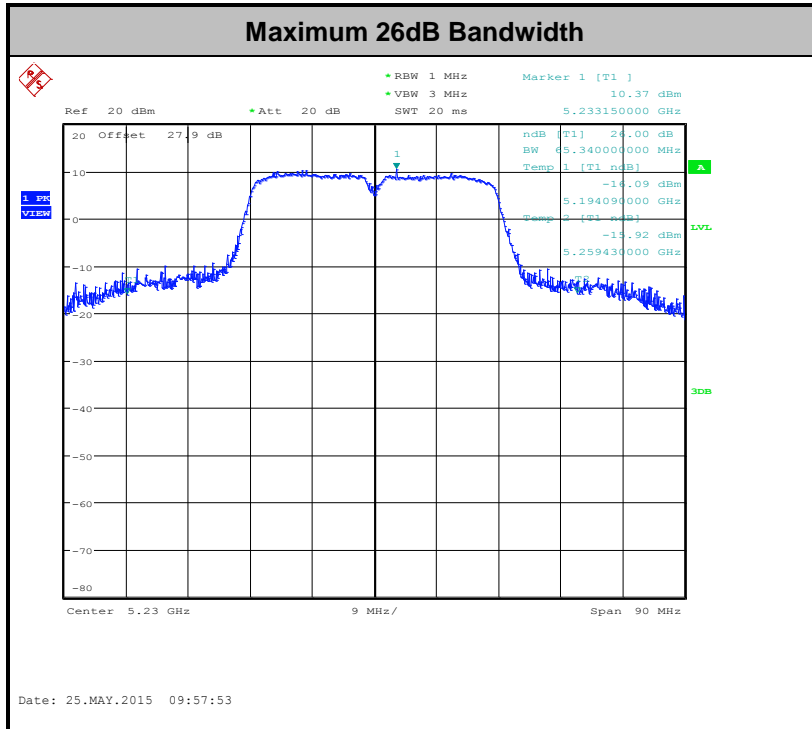
3.1.4 Test Setup





3.1.5 Test Result of 26dB Bandwidth Plots

Please refer to Appendix A.





3.2 Maximum Conducted Output Power Measurement

3.2.1 Limit of Maximum Conducted Output Power

For mobile and portable client devices in the 5.15–5.25 GHz band, the maximum conducted output power over the frequency band of operation shall not exceed 250 mW.

For the 5.25–5.35 GHz and 5.47–5.725 GHz bands, the maximum conducted output power over the frequency bands of operation shall not exceed the lesser of 250 mW or 11 dBm 10 log B, where B is the 26 dB emission bandwidth in megahertz.

If transmitting antennas of directional gain greater than 6 dBi are used, the peak output power shall be reduced by the amount in dB that the directional gain of the antenna exceeds 6 dBi.

Note that U-NII-2 band, devices with a maximum e.i.r.p. greater than 500 mW shall implement TPC in order to have the capability to operate at least 6 dB below the maximum permitted e.i.r.p. of 1 W.

3.2.2 Measuring Instruments

The measuring equipment is listed in the section 4 of this test report.

3.2.3 Test Procedures

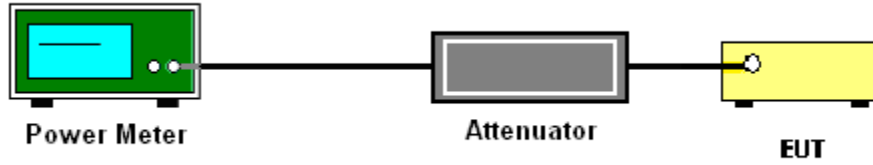
The testing follows Method PM of FCC KDB 789033 D02 General UNII Test Procedures New Rules v01.

Method PM (Measurement using an RF average power meter):

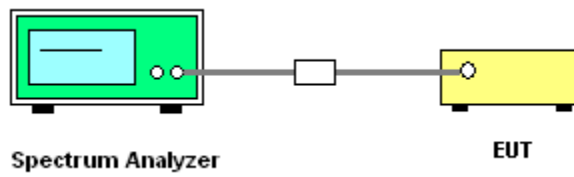
1. Measurement is performed using a wideband RF power meter.
2. The EUT is configured to transmit continuously with a consistent duty cycle at its maximum power control level.
3. Measure the average power of the transmitter, and the average power is corrected with duty factor, $10 \log(1/x)$, where x is the duty cycle.

3.2.4 Test Setup

For normal channel:



For straddle channel:



3.2.5 Test Result of Maximum Conducted Output Power

Please refer to Appendix A.



3.3 Power Spectral Density Measurement

3.3.1 Limit of Power Spectral Density

For mobile and portable client devices in the 5.15–5.25 GHz band, the maximum power spectral density shall not exceed 11dBm in any 1 megahertz band.

For the 5.25–5.35 GHz and 5.47–5.725 GHz bands, the maximum power spectral density shall not exceed 11 dBm in any 1 megahertz band.

If transmitting antennas of directional gain greater than 6 dBi are used, the peak output power shall be reduced by the amount in dB that the directional gain of the antenna exceeds 6 dBi.

3.3.2 Measuring Instruments

The measuring equipment is listed in the section 4 of this test report.

3.3.3 Test Procedures

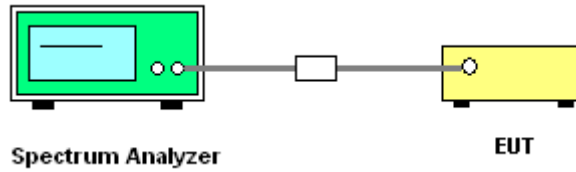
The testing follows FCC KDB 789033 D02 General UNII Test Procedures New Rules v01. Section F) Maximum power spectral density.

Method SA-2

(trace averaging across on and off times of the EUT transmissions, followed by duty cycle correction).

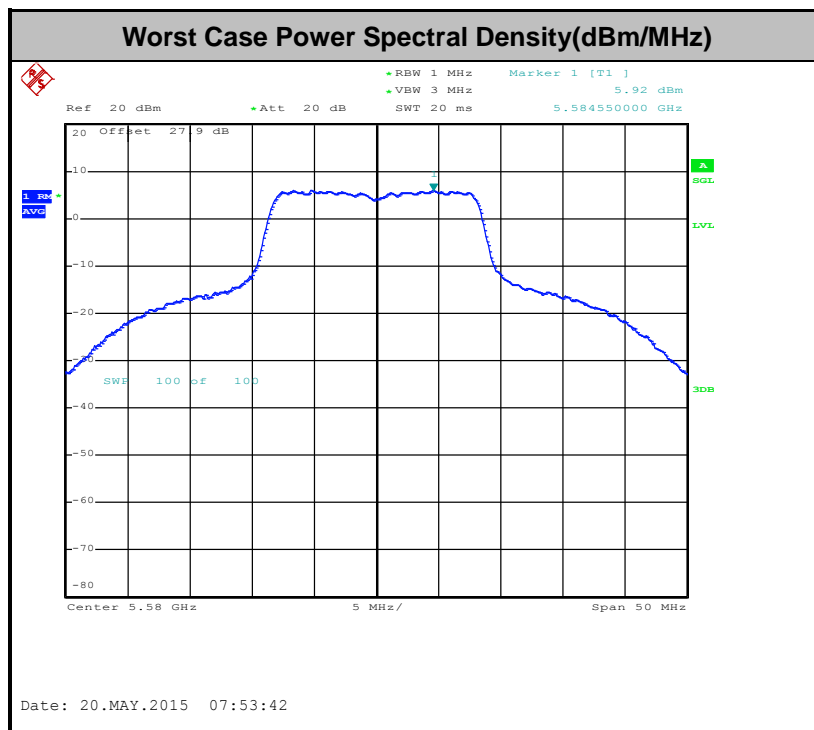
1. The testing follows Method SA-2 of FCC KDB 789033 D02 General UNII Test Procedures New Rules v01.
 - Measure the duty cycle.
 - Set span to encompass the entire emission bandwidth (EBW) of the signal.
 - Set RBW = 1 MHz.
 - Set VBW \geq 3 MHz.
 - Number of points in sweep \geq 2 Span / RBW.
 - Sweep time = auto.
 - Detector = RMS
 - Trace average at least 100 traces in power averaging mode.
 - Add $10 \log(1/x)$, where x is the duty cycle, to the measured power in order to compute the average power during the actual transmission times. For example, add $10 \log(1/0.25) = 6$ dB if the duty cycle is 25 percent.
2. The RF output of EUT was connected to the spectrum analyzer by a low loss cable.
3. Each plot has already offset with cable loss, and attenuator loss. Measure the PPSD and record it.

3.3.4 Test Setup



3.3.5 Test Result of Power Spectral Density

Please refer to Appendix A.



Note: Average Power Density (dB) = Measured value+ Duty Factor



3.4 Unwanted Radiated Emission Measurement

This section as specified in FCC Part 15.407(b) is to measure unwanted emissions through radiated measurement for band edge spurious emissions and out of band emissions measurement. The unwanted emissions shall comply with 15.407(b)(1) to (6), and restricted bands per FCC Part15.205.

3.4.1 Limit of Unwanted Emissions

(1) For transmitters operating in the 5150-5250 MHz band: all emissions outside of the 5150-5350 MHz band shall not exceed an EIRP of -27dBm/MHz.

For transmitters operating in the 5250-5350 MHz band: all emissions outside of the 5150-5350 MHz band shall not exceed an EIRP of -27 dBm/MHz. Devices operating in the 5250-5350 MHz band that generate emissions in the 5150-5250 MHz band must meet all applicable technical requirements for operation in the 5150-5250 MHz band (including indoor use) or alternatively meet an out-of-band emission EIRP limit of -27 dBm/MHz in the 5150-5250 MHz band.

For transmitters operating in the 5470-5725MHz band: all emissions outside of the 5470-5725MHz band shall not exceed an EIRP of -27 dBm/MHz.

(2) Unwanted spurious emissions fallen in restricted bands per FCC Part15.205 shall comply with the general field strength limits set forth in § 15.209 as below table,

| Frequency (MHz) | Field Strength (microvolts/meter) | Measurement Distance (meters) |
|-----------------|-----------------------------------|-------------------------------|
| 0.009 – 0.490 | 2400/F(kHz) | 300 |
| 0.490 – 1.705 | 24000/F(kHz) | 30 |
| 1.705 – 30.0 | 30 | 30 |
| 30 – 88 | 100 | 3 |
| 88 – 216 | 150 | 3 |
| 216 - 960 | 200 | 3 |
| Above 960 | 500 | 3 |

Note: The following formula is used to convert the EIRP to field strength.

$$E = \frac{1000000\sqrt{30P}}{3} \mu V/m, \text{ where } P \text{ is the eirp (Watts)}$$

| EIRP (dBm) | Field Strength at 3m (dBµV/m) |
|------------|-------------------------------|
| -17 | 78.3 |
| - 27 | 68.3 |



- (3) KDB789033 v01 G)2)c) As specified in 15.407(b), emissions above 1000 MHz that are outside of the restricted bands are subject to a peak emission limit of -27 dBm/MHz (or -17 dBm/MHz as specified in 15.407(b)(4)). However, an out-of-band emission that complies with both the average and peak limits of 15.209 is not required to satisfy the -27 dBm/MHz or -17 dBm/MHz peak emission limit.

3.4.2 Measuring Instruments

The measuring equipment is listed in the section 4 of this test report.

3.4.3 Test Procedures

- 1. The testing follows FCC KDB 789033 D02 General UNII Test Procedures New Rules v01. Section G) Unwanted emissions measurement.

(1) Procedure for Unwanted Emissions Measurements Below 1000MHz

- RBW = 120 kHz
- VBW = 300 kHz
- Detector = Peak
- Trace mode = max hold

(2) Procedure for Peak Unwanted Emissions Measurements Above 1000 MHz

- RBW = 1 MHz
- VBW ≥ 3 MHz
- Detector = Peak
- Sweep time = auto
- Trace mode = max hold

(3) Procedures for Average Unwanted Emissions Measurements Above 1000MHz

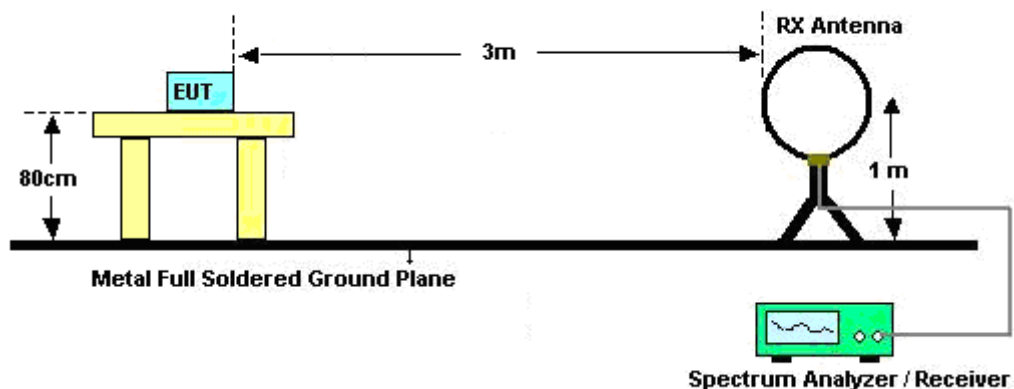
- RBW = 1 MHz
- VBW = 10 Hz, when duty cycle is no less than 98 percent.
- $VBW \geq 1/T$, when duty cycle is less than 98 percent where T is the minimum transmission duration over which the transmitter is on and is transmitting at its maximum power control level for the tested mode of operation.

| Band | Duty Cycle(%) | T(μs) | 1/T(kHz) | VBW Setting |
|--------------|---------------|---------|----------|-------------|
| 802.11a | 87.82 | 1370.00 | 0.73 | 1kHz |
| 802.11n HT20 | 86.49 | 1280.00 | 0.78 | 1kHz |
| 802.11n HT40 | 71.01 | 490.00 | 2.04 | 3kHz |

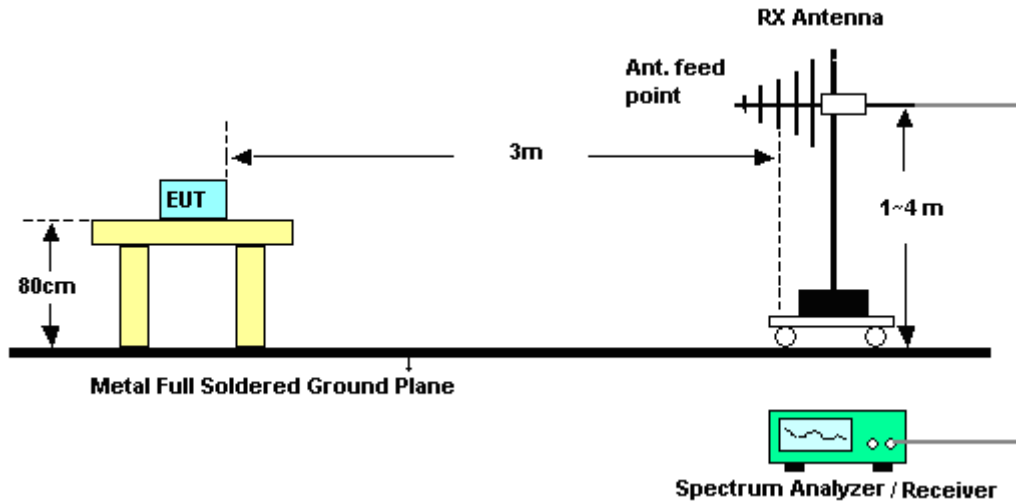
2. The EUT was placed on a turntable with 0.8 meter for frequency below 1GHz and 1.5 meter for frequency above 1GHz respectively above ground.
3. The EUT was set 3 meters from the interference receiving antenna which was mounted on the top of a variable height antenna tower.
4. The antenna is a broadband antenna and its height is adjusted between one meter and four meters above ground to find the maximum value of the field strength for both horizontal polarization and vertical polarization of the antenna.
5. For each suspected emission, the EUT was arranged to its worst case and then adjust the antenna tower (from 1 m to 4 m) and turntable (from 0 degree to 360 degrees) to find the maximum reading.
6. For testing below 1GHz, if the emission level of the EUT in peak mode was 3 dB lower than the limit specified, then peak values of EUT will be reported, otherwise, the emissions will be repeated one by one using the CISPR quasi-peak method and reported.
7. For testing above 1GHz, the emission level of the EUT in peak mode was 20dB lower than average limit (that means the emission level in average mode also complies with the limit in average mode), then peak values of EUT will be reported, otherwise, the emissions will be measured in average mode again and reported.

3.4.4 Test Setup

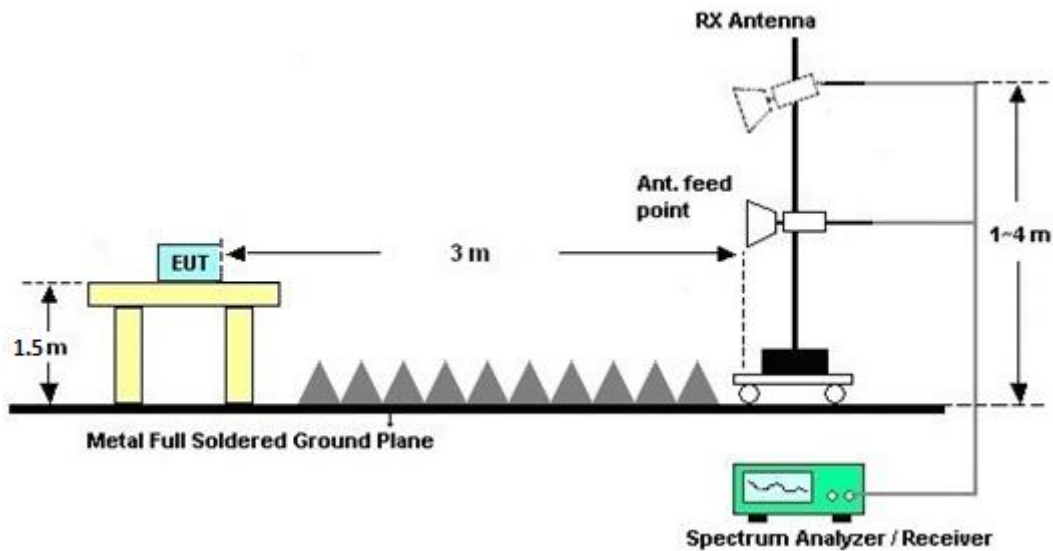
For radiated emissions below 30MHz



For radiated emissions from 30MHz to 1GHz



For radiated emissions above 1GHz



3.4.5 Test Results of Radiated Emissions (9 kHz ~ 30 MHz)

The low frequency, which started from 9 kHz to 30MHz, was pre-scanned and the result which was 20dB lower than the limit line per 15.31(o) was not reported.

3.4.6 Test Result of Radiated Band Edges

Please refer to Appendix A.

3.4.7 Test Result of Unwanted Radiated Emission (30MHz ~ 10th Harmonic)

Please refer to Appendix A.



3.5 AC Conducted Emission Measurement

3.5.1 Limit of AC Conducted Emission

For equipment that is designed to be connected to the public utility (AC) power line, the radio frequency voltage that is conducted back onto the AC power line on any frequency or frequencies within the band 150 kHz to 30 MHz shall not exceed the limits in the following table.

| Frequency of emission (MHz) | Conducted limit (dB μ V) | |
|-----------------------------|------------------------------|-----------|
| | Quasi-peak | Average |
| 0.15-0.5 | 66 to 56* | 56 to 46* |
| 0.5-5 | 56 | 46 |
| 5-30 | 60 | 50 |

*Decreases with the logarithm of the frequency.

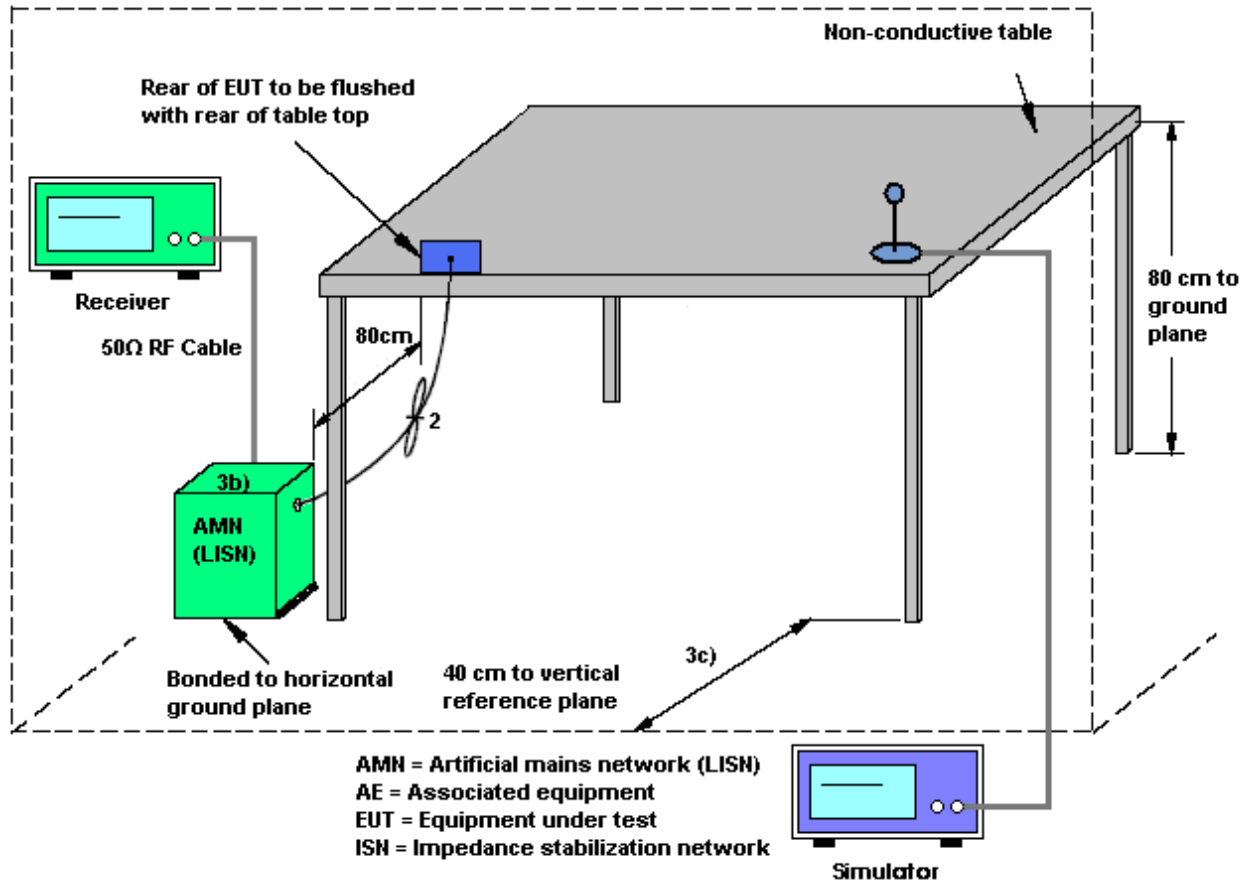
3.5.2 Measuring Instruments

The measuring equipment is listed in the section 4 of this test report.

3.5.3 Test Procedures

1. The EUT was placed 0.4 meter from the conducting wall of the shielding room was kept at least 80 centimeters from any other grounded conducting surface.
2. Connect EUT to the power mains through a line impedance stabilization network (LISN).
3. All the support units are connecting to the other LISN.
4. The LISN provides 50 ohm coupling impedance for the measuring instrument.
5. The FCC states that a 50 ohm, 50 microhenry LISN should be used.
6. Both sides of AC line were checked for maximum conducted interference.
7. The frequency range from 150 kHz to 30 MHz was searched.
8. Set the test-receiver system to Peak Detect Function and specified bandwidth with Maximum Hold Mode.

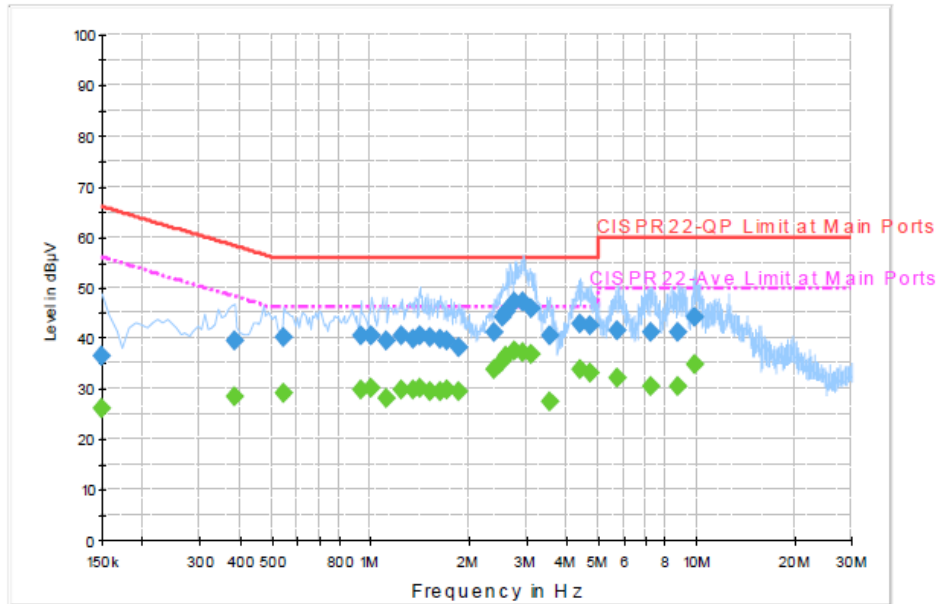
3.5.4 Test Setup





3.5.5 Test Result of AC Conducted Emission

| | | | |
|-----------------|--|---------------------|---------|
| Test Mode : | Mode 2 | Temperature : | 21~23°C |
| Test Engineer : | Eric Jeng | Relative Humidity : | 59~61% |
| Test Voltage : | 120Vac / 60Hz | Phase : | Line |
| Function Type : | GSM850 Idle + Bluetooth Link + WLAN (5GHz) Link + USB Cable (Charging from Adapter 2) + Earphone + MP3 | | |

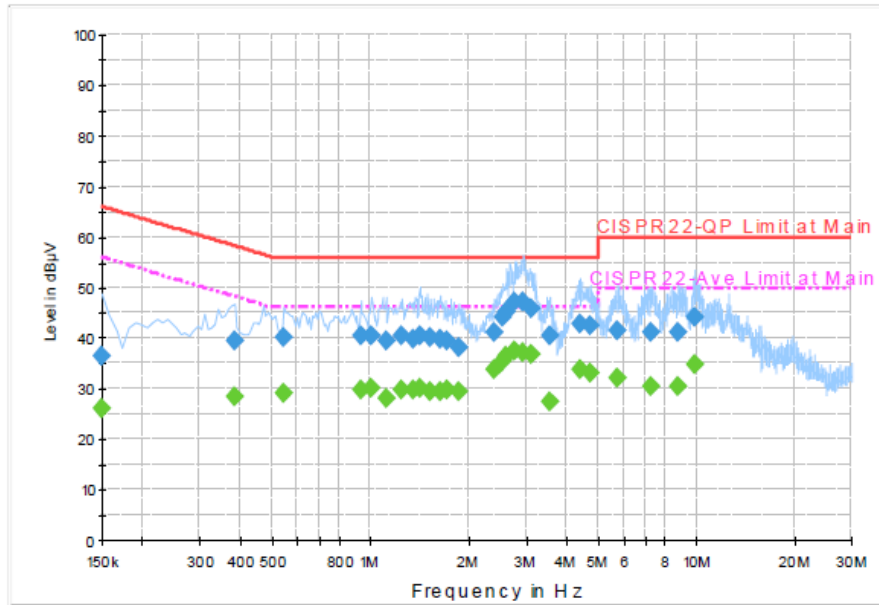


Final Result : QuasiPeak

| Frequency (MHz) | QuasiPeak (dBµV) | Filter | Line | Corr. (dB) | Margin (dB) | Limit (dBµV) |
|-----------------|------------------|--------|------|------------|-------------|--------------|
| 0.150000 | 36.6 | Off | L1 | 19.5 | 29.4 | 66.0 |
| 0.382000 | 39.5 | Off | L1 | 19.5 | 18.7 | 58.2 |
| 0.542000 | 40.2 | Off | L1 | 19.4 | 15.8 | 56.0 |
| 0.934000 | 40.6 | Off | L1 | 19.6 | 15.4 | 56.0 |
| 1.006000 | 40.3 | Off | L1 | 19.5 | 15.7 | 56.0 |
| 1.118000 | 39.4 | Off | L1 | 19.5 | 16.6 | 56.0 |
| 1.254000 | 40.5 | Off | L1 | 19.6 | 15.5 | 56.0 |
| 1.350000 | 39.9 | Off | L1 | 19.6 | 16.1 | 56.0 |
| 1.422000 | 40.3 | Off | L1 | 19.5 | 15.7 | 56.0 |
| 1.534000 | 40.2 | Off | L1 | 19.5 | 15.8 | 56.0 |
| 1.638000 | 39.9 | Off | L1 | 19.5 | 16.1 | 56.0 |
| 1.726000 | 39.3 | Off | L1 | 19.6 | 16.7 | 56.0 |
| 1.862000 | 38.0 | Off | L1 | 19.5 | 18.0 | 56.0 |
| 2.414000 | 41.1 | Off | L1 | 19.7 | 14.9 | 56.0 |
| 2.550000 | 44.0 | Off | L1 | 19.7 | 12.0 | 56.0 |
| 2.614000 | 45.3 | Off | L1 | 19.7 | 10.7 | 56.0 |
| 2.766000 | 47.2 | Off | L1 | 19.7 | 8.8 | 56.0 |
| 2.958000 | 47.3 | Off | L1 | 19.7 | 8.7 | 56.0 |



| | | | |
|-----------------|--|---------------------|---------|
| Test Mode : | Mode 2 | Temperature : | 21~23°C |
| Test Engineer : | Eric Jeng | Relative Humidity : | 59~61% |
| Test Voltage : | 120Vac / 60Hz | Phase : | Line |
| Function Type : | GSM850 Idle + Bluetooth Link + WLAN (5GHz) Link + USB Cable (Charging from Adapter 2) + Earphone + MP3 | | |

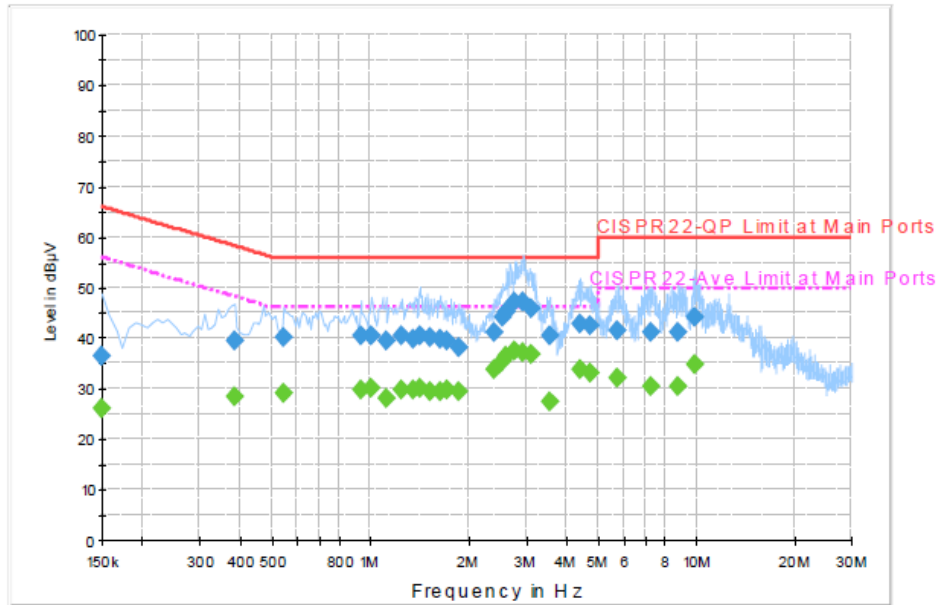


Final Result : QuasiPeak

| Frequency (MHz) | QuasiPeak (dBµV) | Filter | Line | Corr. (dB) | Margin (dB) | Limit (dBµV) |
|-----------------|------------------|--------|------|------------|-------------|--------------|
| 3.110000 | 45.8 | Off | L1 | 19.7 | 10.2 | 56.0 |
| 3.542000 | 40.4 | Off | L1 | 19.7 | 15.6 | 56.0 |
| 4.414000 | 42.7 | Off | L1 | 19.7 | 13.3 | 56.0 |
| 4.766000 | 42.4 | Off | L1 | 19.8 | 13.6 | 56.0 |
| 5.742000 | 41.6 | Off | L1 | 19.7 | 18.4 | 60.0 |
| 7.254000 | 41.1 | Off | L1 | 19.8 | 19.0 | 60.0 |
| 8.822000 | 41.2 | Off | L1 | 19.8 | 18.9 | 60.0 |
| 9.910000 | 44.0 | Off | L1 | 19.9 | 16.0 | 60.0 |



| | | | |
|-----------------|--|---------------------|---------|
| Test Mode : | Mode 2 | Temperature : | 21~23°C |
| Test Engineer : | Eric Jeng | Relative Humidity : | 59~61% |
| Test Voltage : | 120Vac / 60Hz | Phase : | Line |
| Function Type : | GSM850 Idle + Bluetooth Link + WLAN (5GHz) Link + USB Cable (Charging from Adapter 2) + Earphone + MP3 | | |

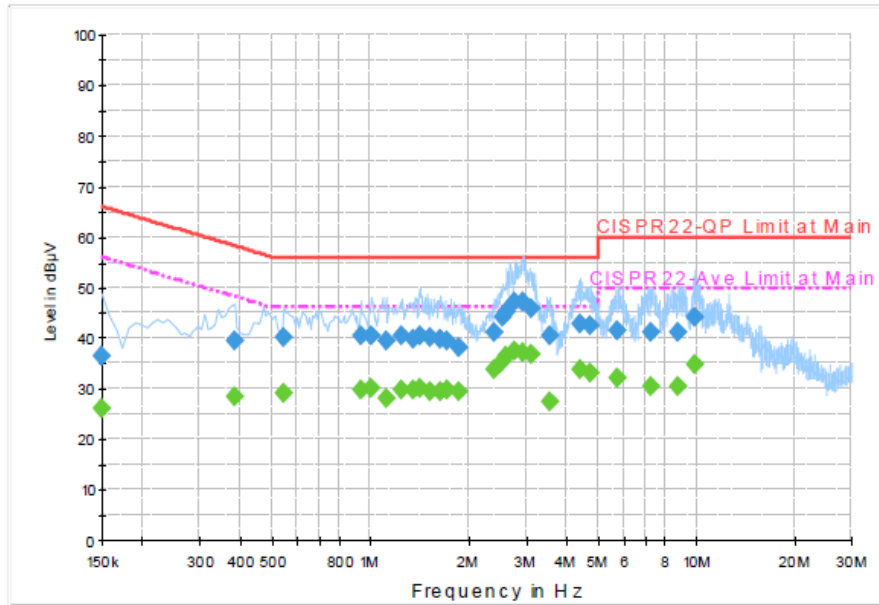


Final Result : Average

| Frequency (MHz) | Average (dBµV) | Filter | Line | Corr. (dB) | Margin (dB) | Limit (dBµV) |
|-----------------|----------------|--------|------|------------|-------------|--------------|
| 0.150000 | 26.1 | Off | L1 | 19.5 | 29.9 | 56.0 |
| 0.382000 | 28.3 | Off | L1 | 19.5 | 19.9 | 48.2 |
| 0.542000 | 28.9 | Off | L1 | 19.4 | 17.1 | 46.0 |
| 0.934000 | 29.6 | Off | L1 | 19.6 | 16.4 | 46.0 |
| 1.006000 | 30.2 | Off | L1 | 19.5 | 15.8 | 46.0 |
| 1.118000 | 28.1 | Off | L1 | 19.5 | 17.9 | 46.0 |
| 1.254000 | 29.7 | Off | L1 | 19.6 | 16.3 | 46.0 |
| 1.350000 | 29.7 | Off | L1 | 19.6 | 16.3 | 46.0 |
| 1.422000 | 30.0 | Off | L1 | 19.5 | 16.0 | 46.0 |
| 1.534000 | 29.6 | Off | L1 | 19.5 | 16.4 | 46.0 |
| 1.638000 | 29.6 | Off | L1 | 19.5 | 16.4 | 46.0 |
| 1.726000 | 29.9 | Off | L1 | 19.6 | 16.1 | 46.0 |
| 1.862000 | 29.4 | Off | L1 | 19.5 | 16.6 | 46.0 |
| 2.414000 | 33.8 | Off | L1 | 19.7 | 12.2 | 46.0 |
| 2.550000 | 35.6 | Off | L1 | 19.7 | 10.4 | 46.0 |
| 2.614000 | 36.6 | Off | L1 | 19.7 | 9.4 | 46.0 |
| 2.766000 | 37.5 | Off | L1 | 19.7 | 8.5 | 46.0 |
| 2.958000 | 37.0 | Off | L1 | 19.7 | 9.0 | 46.0 |



| | | | |
|-----------------|--|---------------------|---------|
| Test Mode : | Mode 2 | Temperature : | 21~23°C |
| Test Engineer : | Eric Jeng | Relative Humidity : | 59~61% |
| Test Voltage : | 120Vac / 60Hz | Phase : | Line |
| Function Type : | GSM850 Idle + Bluetooth Link + WLAN (5GHz) Link + USB Cable (Charging from Adapter 2) + Earphone + MP3 | | |

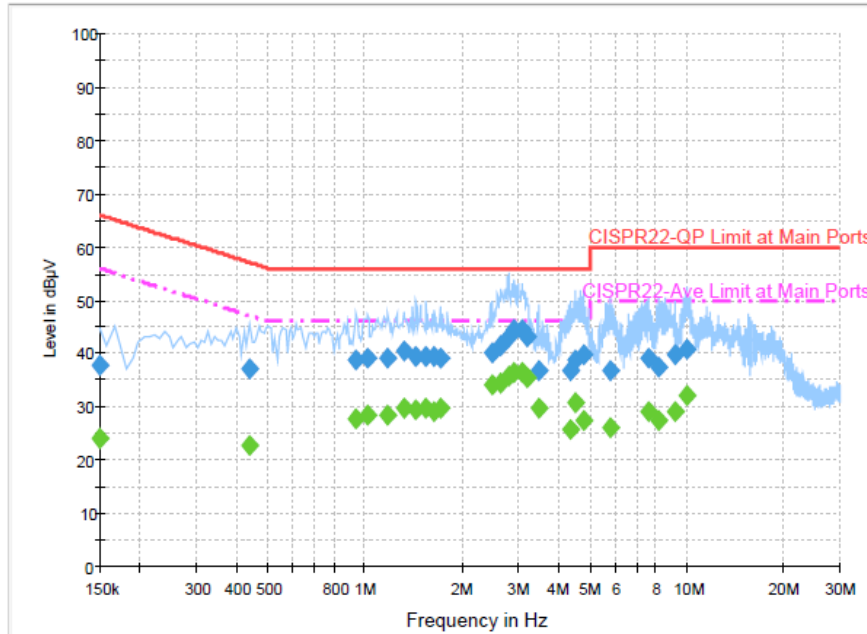


Final Result : Average

| Frequency (MHz) | Average (dBµV) | Filter | Line | Corr. (dB) | Margin (dB) | Limit (dBµV) |
|-----------------|----------------|--------|------|------------|-------------|--------------|
| 3.110000 | 36.9 | Off | L1 | 19.7 | 9.1 | 46.0 |
| 3.542000 | 27.5 | Off | L1 | 19.7 | 18.5 | 46.0 |
| 4.414000 | 33.7 | Off | L1 | 19.7 | 12.3 | 46.0 |
| 4.766000 | 33.1 | Off | L1 | 19.8 | 12.9 | 46.0 |
| 5.742000 | 32.3 | Off | L1 | 19.7 | 17.7 | 50.0 |
| 7.254000 | 30.5 | Off | L1 | 19.8 | 19.5 | 50.0 |
| 8.822000 | 30.5 | Off | L1 | 19.8 | 19.5 | 50.0 |
| 9.910000 | 34.7 | Off | L1 | 19.9 | 15.3 | 50.0 |



| | | | |
|-----------------|--|---------------------|---------|
| Test Mode : | Mode 2 | Temperature : | 21~23°C |
| Test Engineer : | Eric Jeng | Relative Humidity : | 59~61% |
| Test Voltage : | 120Vac / 60Hz | Phase : | Neutral |
| Function Type : | GSM850 Idle + Bluetooth Link + WLAN (5GHz) Link + USB Cable (Charging from Adapter 2) + Earphone + MP3 | | |

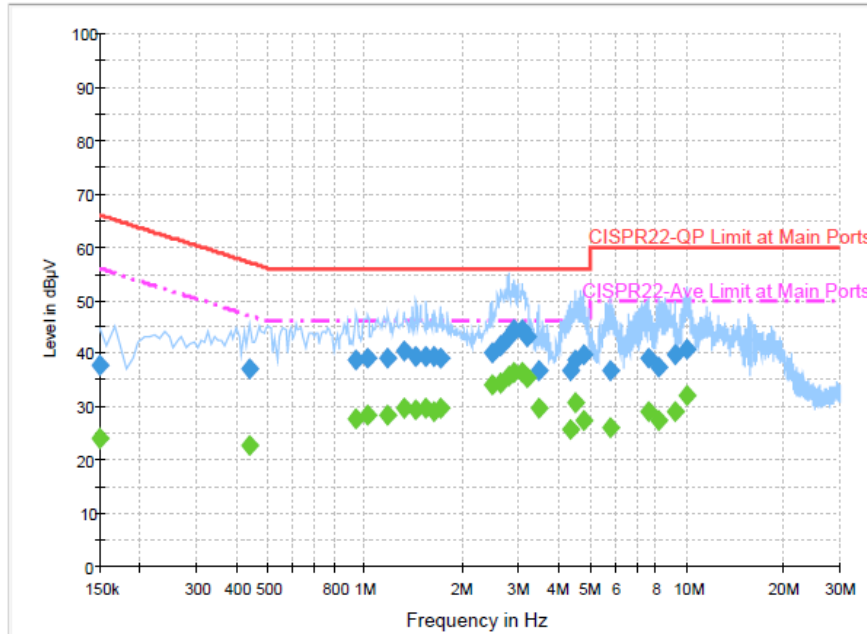


Final Result : QuasiPeak

| Frequency (MHz) | QuasiPeak (dBµV) | Filter | Line | Corr. (dB) | Margin (dB) | Limit (dBµV) |
|-----------------|------------------|--------|------|------------|-------------|--------------|
| 0.150000 | 37.8 | Off | N | 19.5 | 28.2 | 66.0 |
| 0.438000 | 37.2 | Off | N | 19.5 | 19.9 | 57.1 |
| 0.942000 | 38.9 | Off | N | 19.6 | 17.1 | 56.0 |
| 1.022000 | 39.0 | Off | N | 19.5 | 17.0 | 56.0 |
| 1.182000 | 39.2 | Off | N | 19.6 | 16.8 | 56.0 |
| 1.318000 | 40.3 | Off | N | 19.6 | 15.7 | 56.0 |
| 1.446000 | 39.6 | Off | N | 19.5 | 16.4 | 56.0 |
| 1.550000 | 39.3 | Off | N | 19.5 | 16.7 | 56.0 |
| 1.646000 | 39.6 | Off | N | 19.6 | 16.4 | 56.0 |
| 1.718000 | 39.2 | Off | N | 19.6 | 16.8 | 56.0 |
| 2.494000 | 40.3 | Off | N | 19.7 | 15.7 | 56.0 |
| 2.638000 | 41.6 | Off | N | 19.7 | 14.4 | 56.0 |
| 2.798000 | 43.3 | Off | N | 19.8 | 12.7 | 56.0 |
| 2.918000 | 44.4 | Off | N | 19.7 | 11.6 | 56.0 |



| | | | |
|-----------------|--|---------------------|---------|
| Test Mode : | Mode 2 | Temperature : | 21~23°C |
| Test Engineer : | Eric Jeng | Relative Humidity : | 59~61% |
| Test Voltage : | 120Vac / 60Hz | Phase : | Neutral |
| Function Type : | GSM850 Idle + Bluetooth Link + WLAN (5GHz) Link + USB Cable (Charging from Adapter 2) + Earphone + MP3 | | |

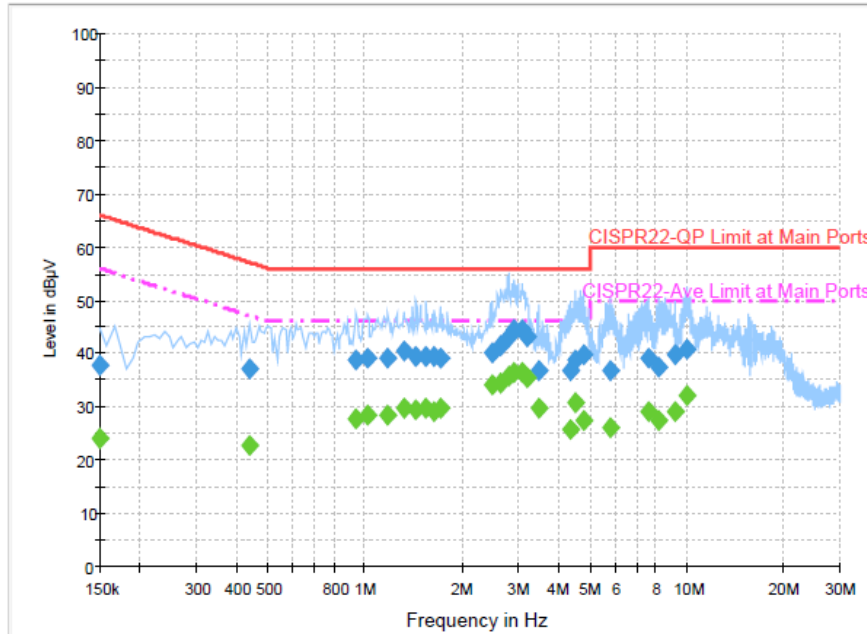


Final Result : QuasiPeak

| Frequency (MHz) | QuasiPeak (dBµV) | Filter | Line | Corr. (dB) | Margin (dB) | Limit (dBµV) |
|-----------------|------------------|--------|------|------------|-------------|--------------|
| 3.094000 | 44.4 | Off | N | 19.7 | 11.6 | 56.0 |
| 3.190000 | 43.1 | Off | N | 19.7 | 12.9 | 56.0 |
| 3.470000 | 36.8 | Off | N | 19.7 | 19.2 | 56.0 |
| 4.342000 | 36.8 | Off | N | 19.7 | 19.2 | 56.0 |
| 4.526000 | 38.9 | Off | N | 19.7 | 17.1 | 56.0 |
| 4.798000 | 39.8 | Off | N | 19.7 | 16.2 | 56.0 |
| 5.798000 | 36.7 | Off | N | 19.7 | 23.3 | 60.0 |
| 7.614000 | 39.2 | Off | N | 19.7 | 20.8 | 60.0 |
| 8.198000 | 37.6 | Off | N | 19.9 | 22.4 | 60.0 |
| 9.230000 | 39.7 | Off | N | 19.8 | 20.3 | 60.0 |
| 10.046000 | 41.0 | Off | N | 19.9 | 19.0 | 60.0 |



| | | | |
|-----------------|--|---------------------|---------|
| Test Mode : | Mode 2 | Temperature : | 21~23°C |
| Test Engineer : | Eric Jeng | Relative Humidity : | 59~61% |
| Test Voltage : | 120Vac / 60Hz | Phase : | Neutral |
| Function Type : | GSM850 Idle + Bluetooth Link + WLAN (5GHz) Link + USB Cable (Charging from Adapter 2) + Earphone + MP3 | | |

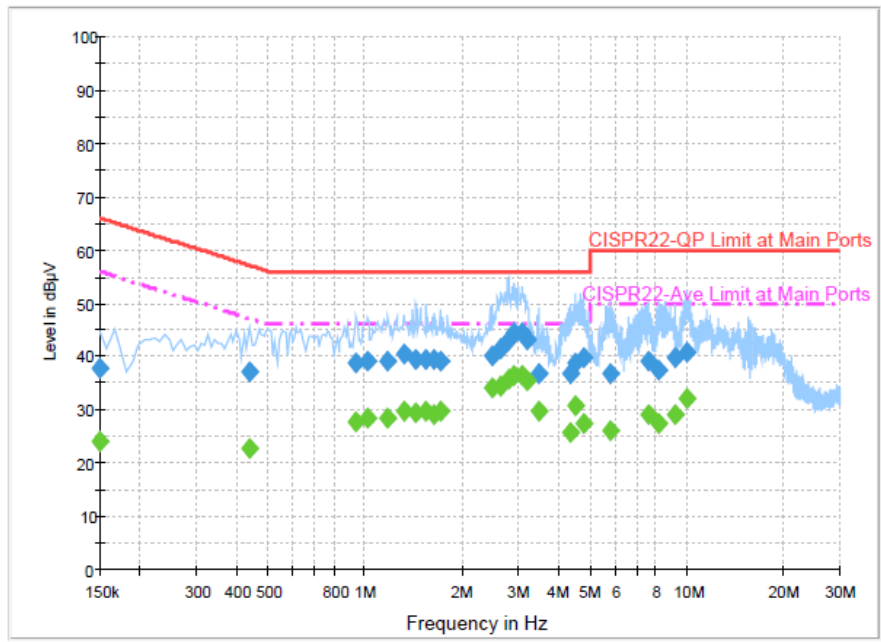


Final Result : Average

| Frequency (MHz) | Average (dBµV) | Filter | Line | Corr. (dB) | Margin (dB) | Limit (dBµV) |
|-----------------|----------------|--------|------|------------|-------------|--------------|
| 0.150000 | 24.0 | Off | N | 19.5 | 32.0 | 56.0 |
| 0.438000 | 22.7 | Off | N | 19.5 | 24.4 | 47.1 |
| 0.942000 | 27.8 | Off | N | 19.6 | 18.2 | 46.0 |
| 1.022000 | 28.3 | Off | N | 19.5 | 17.7 | 46.0 |
| 1.182000 | 28.3 | Off | N | 19.6 | 17.7 | 46.0 |
| 1.318000 | 29.7 | Off | N | 19.6 | 16.3 | 46.0 |
| 1.446000 | 29.4 | Off | N | 19.5 | 16.6 | 46.0 |
| 1.550000 | 29.8 | Off | N | 19.5 | 16.2 | 46.0 |
| 1.646000 | 29.0 | Off | N | 19.6 | 17.0 | 46.0 |
| 1.718000 | 29.8 | Off | N | 19.6 | 16.2 | 46.0 |
| 2.494000 | 34.1 | Off | N | 19.7 | 11.9 | 46.0 |
| 2.638000 | 34.4 | Off | N | 19.7 | 11.6 | 46.0 |
| 2.798000 | 35.6 | Off | N | 19.8 | 10.4 | 46.0 |
| 2.918000 | 36.3 | Off | N | 19.7 | 9.7 | 46.0 |



| | | | |
|-----------------|--|---------------------|---------|
| Test Mode : | Mode 2 | Temperature : | 21~23°C |
| Test Engineer : | Eric Jeng | Relative Humidity : | 59~61% |
| Test Voltage : | 120Vac / 60Hz | Phase : | Neutral |
| Function Type : | GSM850 Idle + Bluetooth Link + WLAN (5GHz) Link + USB Cable (Charging from Adapter 2) + Earphone + MP3 | | |



Final Result : Average

| Frequency (MHz) | Average (dBµV) | Filter | Line | Corr. (dB) | Margin (dB) | Limit (dBµV) |
|-----------------|----------------|--------|------|------------|-------------|--------------|
| 3.094000 | 36.5 | Off | N | 19.7 | 9.5 | 46.0 |
| 3.190000 | 35.4 | Off | N | 19.7 | 10.6 | 46.0 |
| 3.470000 | 29.7 | Off | N | 19.7 | 16.3 | 46.0 |
| 4.342000 | 25.8 | Off | N | 19.7 | 20.2 | 46.0 |
| 4.526000 | 30.6 | Off | N | 19.7 | 15.4 | 46.0 |
| 4.798000 | 27.5 | Off | N | 19.7 | 18.5 | 46.0 |
| 5.798000 | 26.0 | Off | N | 19.7 | 24.0 | 50.0 |
| 7.614000 | 29.0 | Off | N | 19.7 | 21.0 | 50.0 |
| 8.198000 | 27.6 | Off | N | 19.9 | 22.4 | 50.0 |
| 9.230000 | 28.9 | Off | N | 19.8 | 21.1 | 50.0 |
| 10.046000 | 32.2 | Off | N | 19.9 | 17.8 | 50.0 |

3.6 Frequency Stability Measurement

3.6.1 Limit of Frequency Stability

Manufacturers of U-NII devices are responsible for ensuring frequency stability such that an emission is maintained within the band of operation under all conditions of normal operation as specified in the user's manual.

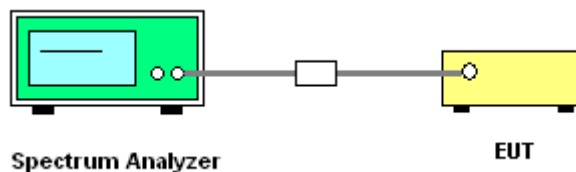
3.6.2 Measuring Instruments

The measuring equipment is listed in the section 4 of this test report.

3.6.3 Test Procedures

1. To ensure emission at the band edge is maintained within the authorized band, those values shall be measured by radiation emissions at upper and lower frequency points, and finally compensated by frequency deviation as procedures below.
2. The EUT was operated at the maximum output power, and connected to the spectrum analyzer, which is set to maximum hold function and peak detector. The peak value of the power envelope was measured and noted. The upper and lower frequency points were respectively measured relatively 10dB lower than the measured peak value.
3. The frequency deviation was calculated by adding the upper frequency point and the lower frequency point divided by two. Those detailed values of frequency deviation are provided in table below.

3.6.4 Test Setup



3.6.5 Test Result of Frequency Stability

Please refer to Appendix A.



3.7 Automatically Discontinue Transmission

3.7.1 Limit of Automatically Discontinue Transmission

The device shall automatically discontinue transmission in case of either absence of information to transmit or operational failure. These provisions are not intended to preclude the transmission of control or signaling information or the use of repetitive codes used by certain digital technologies to complete frame or burst intervals. Applicants shall include in their application for equipment authorization to describe how this requirement is met.

3.7.2 Measuring Instruments

The measuring equipment is listed in the section 4 of this test report.

3.7.3 Test Result of Automatically Discontinue Transmission

While the EUT is not transmitting any information, the EUT can automatically discontinue transmission and become standby mode for power saving. The EUT can detect the controlling signal of ACK message transmitting from remote device and verify whether it shall resend or discontinue transmission.



3.8 Antenna Requirements

3.8.1 Standard Applicable

According to FCC 47 CFR Section 15.407(a)(1)(2) ,if transmitting antenna directional gain is greater than 6 dBi, both the peak transmit power and the peak power spectral density shall be reduced by the amount in dB that the directional gain of the antenna exceeds 6 dBi.

3.8.2 Antenna Anti-Replacement Construction

An embedded-in antenna design is used.

3.8.3 Antenna Gain

The antenna gain is less than 6 dBi. Therefore, it is not necessary to reduce maximum peak output power limit.



4 List of Measuring Equipments

| Instrument | Manufacturer | Model No. | Serial No. | Characteristics | Calibration Date | Test Date | Due Date | Remark |
|---------------------------|-----------------|----------------------------|-------------|-----------------|------------------|---------------------------------|---------------|--------------------------|
| Power Meter | Anritsu | ML2495A | 1036004 | 300MHz~40GHz | Aug. 09, 2014 | May 10, 2015~ Jun. 15, 2015 | Aug. 08, 2015 | Conducted (TH02-HY) |
| Power Sensor | Anritsu | MA2411B | 1027253 | 300MHz~40GHz | Aug. 11, 2014 | May 10, 2015~ Jun. 15, 2015 | Aug. 10, 2015 | Conducted (TH02-HY) |
| Thermal Chamber | Ten Billion | TTH-D3SP | TBN-930701 | N/A | Jul. 16, 2014 | May 10, 2015~ Jun. 15, 2015 | Jul. 15, 2015 | Conducted (TH02-HY) |
| EMI Test Receiver | Rohde & Schwarz | ESCI 7 | 100724 | 9kHz~7GHz | Aug. 30, 2014 | May 10, 2015~ Jun. 15, 2015 | Aug. 29, 2015 | Conducted (TH02-HY) |
| Bilog Antenna | Schaffner | CBL6111C | 2726 | 30MHz ~ 1GHz | Sep. 27, 2014 | Jun. 05, 2015~ Jun. 13, 2015 | Sep. 26, 2015 | Radiation (03CH07-HY) |
| Double Ridge Horn Antenna | ESCO | 3117 | 00075962 | 1GHz ~ 18GHz | Aug. 19, 2014 | Jun. 05, 2015~ Jun. 13, 2015 | Aug. 18, 2015 | Radiation (03CH07-HY) |
| EMI Test Receiver | Rohde & Schwarz | ESCI 7 | 100724 | 9kHz~7GHz | Aug. 30, 2014 | Jun. 05, 2015~ Jun. 13, 2015 | Aug. 29, 2015 | Radiation (03CH07-HY) |
| Horn Antenna | SCHWARZBECK | BBHA 9120D | 9120D-1328 | 1GHz ~ 18GHz | Nov. 05, 2014 | Jun. 05, 2015~ Jun. 13, 2015 | Nov. 04, 2015 | Radiation (03CH07-HY) |
| Horn Antenna | SCHWARZBECK | BBHA 9170 | BBHA9170584 | 18GHz- 40GHz | Nov. 03, 2014 | Jun. 05, 2015~ Jun. 13, 2015 | Nov. 02, 2015 | Radiation (03CH07-HY) |
| Preamplifier | MITEQ | AMF-7D-0010 1800-30-10P | 1590075 | 1GHz ~ 18GHz | Apr. 20, 2015 | Jun. 05, 2015~ Jun. 13, 2015 | Apr. 19, 2016 | Radiation (03CH07-HY) |
| Preamplifier | COM-POWER | PA-103A | 161241 | 10MHz-1000MHz | Mar. 12, 2015 | Jun. 05, 2015~ Jun. 13, 2015 | Mar. 11, 2016 | Radiation (03CH07-HY) |
| Preamplifier | Agilent | 8449B | 3008A02362 | 1GHz~ 26.5GHz | Oct. 21, 2014 | Jun. 05, 2015~ Jun. 13, 2015 | Oct. 20, 2015 | Radiation (03CH07-HY) |
| Signal Analyzer | Rohde & Schwarz | FSV 30 | 101749 | 10Hz~30GHz | Mar. 10, 2015 | Jun. 05, 2015~ Jun. 13, 2015 | Mar. 09, 2016 | Radiation (03CH07-HY) |
| Antenna Mast | Max-Full | MFA520BS | N/A | 1m~4m | N/A | Jun. 05, 2015~ Jun. 13, 2015 | N/A | Radiation (03CH07-HY) |
| Turn Table | ChainTek | Chaintek 3000 | N/A | 0~360 degree | N/A | Jun. 05, 2015~ Jun. 13, 2015 | N/A | Radiation (03CH07-HY) |
| Preamplifier | MITEQ | JS44-1800400 0-33-8P | 1840917 | 18GHz ~ 40GHz | Jun. 02, 2015 | Jun. 05, 2015~ Jun. 13, 2015 | Jun. 01, 2016 | Radiation (03CH07-HY) |
| Signal Analyzer | Rohde & Schwarz | FSV40 | 101397 | 10Hz~40GHz | Sep. 17, 2014 | Jun. 05, 2015~ Jun. 13, 2015 | Sep. 16, 2015 | Radiation (03CH07-HY) |
| Loop Antenna | Rohde & Schwarz | HFH2-Z2 | 100315 | 9 kHz~30 MHz | Jul. 28, 2014 | Jun. 05, 2015~ Jun. 13, 2015 | Jul. 27, 2015 | Radiation (03CH07-HY) |
| EMI Test Receiver | Rohde & Schwarz | ESCS 30 | 100356 | 9kHz – 2.75GHz | Dec. 01, 2014 | May 16, 2015~ Jun. 09, 2015 | Nov. 30, 2015 | Conduction (CO05-HY) |
| LISN | Rohde & Schwarz | ENV216 | 100080 | 9kHz~30MHz | Dec. 02, 2014 | May 16, 2015~ Jun. 09, 2015 | Dec. 01, 2015 | Conduction (CO05-HY) |
| AC Power Source | ChainTek | APC-1000W | N/A | N/A | N/A | May 16, 2015~ Jun. 09, 2015 | N/A | Conduction (CO05-HY) |



5 Uncertainty of Evaluation

Uncertainty of Conducted Emission Measurement (150kHz ~ 30MHz)

| | |
|---|------|
| Measuring Uncertainty for a Level of Confidence of 95% ($U = 2Uc(y)$) | 2.26 |
|---|------|

Uncertainty of Radiated Emission Measurement (30 MHz ~ 1000 MHz)

| | |
|---|-----|
| Measuring Uncertainty for a Level of Confidence of 95% ($U = 2Uc(y)$) | 5.2 |
|---|-----|



Appendix A. Conducted Test Results

| | | | | |
|----------------|----------------------|--------------------|-------|----|
| Test Engineer: | Derek Hsu | Temperature: | 21~25 | °C |
| Test Date: | 2015/5/10~2015/06/15 | Relative Humidity: | 51~54 | % |

TEST RESULTS DATA
26dB and 99% OBW

| Band I | | | | | | | | | | |
|--------|-----------|-----|-----|-------------|---------------------|-----------------------|------------------------------------|-----------------------------------|--|--|
| Mod. | Data Rate | NTX | CH. | Freq. (MHz) | 99% Bandwidth (MHz) | 26 dB Bandwidth (MHz) | IC 99% Bandwidth Power Limit (dBm) | IC 99% Bandwidth EIRP Limit (dBm) | | |
| 11a | 6Mbps | 1 | 36 | 5180 | 21.60 | 41.30 | - | 23.01 | | |
| 11a | 6Mbps | 1 | 44 | 5220 | 22.60 | 43.00 | - | 23.01 | | |
| 11a | 6Mbps | 1 | 48 | 5240 | 23.25 | 43.00 | - | 23.01 | | |
| HT20 | MCS0 | 1 | 36 | 5180 | 20.45 | 41.55 | - | 23.01 | | |
| HT20 | MCS0 | 1 | 44 | 5220 | 20.25 | 39.00 | - | 23.01 | | |
| HT20 | MCS0 | 1 | 48 | 5240 | 20.35 | 42.20 | - | 23.01 | | |
| HT40 | MCS0 | 1 | 38 | 5190 | 36.50 | 45.00 | - | 23.01 | | |
| HT40 | MCS0 | 1 | 46 | 5230 | 37.10 | 65.34 | - | 23.01 | | |

TEST RESULTS DATA
Average Power Table

| FCC Band I | | | | | | | | | | |
|------------|-----------|-----|-----|-------------|------------------|-------------------------------|---------------------------------|----------|--|-----------|
| Mod. | Data Rate | NTX | CH. | Freq. (MHz) | Duty Factor (dB) | Average Conducted Power (dBm) | FCC Conducted Power Limit (dBm) | DG (dBi) | | Pass/Fail |
| 11a | 6Mbps | 1 | 36 | 5180 | 0.56 | 16.58 | 24.00 | -1.10 | | Pass |
| 11a | 6Mbps | 1 | 44 | 5220 | 0.56 | 17.42 | 24.00 | -1.10 | | Pass |
| 11a | 6Mbps | 1 | 48 | 5240 | 0.56 | 17.18 | 24.00 | -1.10 | | Pass |
| HT20 | MCS0 | 1 | 36 | 5180 | 0.63 | 15.96 | 24.00 | -1.10 | | Pass |
| HT20 | MCS0 | 1 | 44 | 5220 | 0.63 | 15.87 | 24.00 | -1.10 | | Pass |
| HT20 | MCS0 | 1 | 48 | 5240 | 0.63 | 15.84 | 24.00 | -1.10 | | Pass |
| HT40 | MCS0 | 1 | 38 | 5190 | 1.49 | 13.13 | 24.00 | -1.10 | | Pass |
| HT40 | MCS0 | 1 | 46 | 5230 | 1.49 | 15.06 | 24.00 | -1.10 | | Pass |

TEST RESULTS DATA
Power Spectral Density

| FCC Band I | | | | | | | | | | |
|------------|-----------|-----|-----|-------------|------------------|---------------------------------|-----------------------------|----------|---|-----------|
| Mod. | Data Rate | NTX | CH. | Freq. (MHz) | Duty Factor (dB) | Average Power Density (dBm/MHz) | Average PSD Limit (dBm/MHz) | DG (dBi) | - | Pass/Fail |
| 11a | 6Mbps | 1 | 36 | 5180 | 0.56 | 5.43 | 11.00 | -1.10 | | Pass |
| 11a | 6Mbps | 1 | 44 | 5220 | 0.56 | 5.49 | 11.00 | -1.10 | | Pass |
| 11a | 6Mbps | 1 | 48 | 5240 | 0.56 | 5.53 | 11.00 | -1.10 | | Pass |
| HT20 | MCS0 | 1 | 36 | 5180 | 0.63 | 4.34 | 11.00 | -1.10 | | Pass |
| HT20 | MCS0 | 1 | 44 | 5220 | 0.63 | 4.58 | 11.00 | -1.10 | | Pass |
| HT20 | MCS0 | 1 | 48 | 5240 | 0.63 | 4.34 | 11.00 | -1.10 | | Pass |
| HT40 | MCS0 | 1 | 38 | 5190 | 1.49 | -1.18 | 11.00 | -1.10 | | Pass |
| HT40 | MCS0 | 1 | 46 | 5230 | 1.49 | 1.60 | 11.00 | -1.10 | | Pass |

TEST RESULTS DATA
26dB and 99% OBW

| Band II | | | | | | | | | | |
|---------|-----------|-----|-----|-------------|---------------------|-----------------------|------------------------------------|-----------------------------------|--------------------------------------|------|
| Mod. | Data Rate | NTX | CH. | Freq. (MHz) | 99% Bandwidth (MHz) | 26 dB Bandwidth (MHz) | IC 99% Bandwidth Power Limit (dBm) | IC 99% Bandwidth EIRP Limit (dBm) | FCC 26dB Bandwidth Power Limit (dBm) | Note |
| 11a | 6M bps | 1 | 52 | 5260 | 23.55 | 42.05 | 23.98 | 30.00 | 23.98 | |
| 11a | 6M bps | 1 | 60 | 5300 | 23.35 | 42.55 | 23.98 | 30.00 | 23.98 | |
| 11a | 6M bps | 1 | 64 | 5320 | 19 | 36.3 | 23.79 | 29.79 | 23.98 | |
| HT20 | MCS 0 | 1 | 52 | 5260 | 20.3 | 41.05 | 23.98 | 30.00 | 23.98 | |
| HT20 | MCS 0 | 1 | 60 | 5300 | 20.5 | 43.1 | 23.98 | 30.00 | 23.98 | |
| HT20 | MCS 0 | 1 | 64 | 5320 | 19.5 | 39.9 | 23.90 | 29.90 | 23.98 | |
| HT40 | MCS 0 | 1 | 54 | 5270 | 36.8 | 53.19 | 23.98 | 30.00 | 23.98 | |
| HT40 | MCS 0 | 1 | 62 | 5310 | 36.7 | 45.36 | 23.98 | 30.00 | 23.98 | |

TEST RESULTS DATA
Average Power Table

| FCC Band II | | | | | | | | | | |
|-------------|-----------|-----|-----|-------------|------------------|-------------------------------|---------------------------------|----------|--|-----------|
| Mod. | Data Rate | NTX | CH. | Freq. (MHz) | Duty Factor (dB) | Average Conducted Power (dBm) | FCC Conducted Power Limit (dBm) | DG (dBi) | | Pass/Fail |
| 11a | 6M bps | 1 | 52 | 5260 | 0.56 | 17.26 | 23.98 | -0.50 | | Pass |
| 11a | 6M bps | 1 | 60 | 5300 | 0.56 | 17.33 | 23.98 | -0.50 | | Pass |
| 11a | 6M bps | 1 | 64 | 5320 | 0.56 | 15.29 | 23.98 | -0.50 | | Pass |
| HT20 | MCS 0 | 1 | 52 | 5260 | 0.63 | 15.99 | 23.98 | -0.50 | | Pass |
| HT20 | MCS 0 | 1 | 60 | 5300 | 0.63 | 16.03 | 23.98 | -0.50 | | Pass |
| HT20 | MCS 0 | 1 | 64 | 5320 | 0.63 | 15.21 | 23.98 | -0.50 | | Pass |
| HT40 | MCS 0 | 1 | 54 | 5270 | 1.49 | 14.93 | 23.98 | -0.50 | | Pass |
| HT40 | MCS 0 | 1 | 62 | 5310 | 1.49 | 11.83 | 23.98 | -0.50 | | Pass |

TEST RESULTS DATA
Power Spectral Density

| Band II | | | | | | | | | | |
|---------|-----------|-----|-----|-------------|------------------|---------------------------------|-----------------------------|----------|--|-----------|
| Mod. | Data Rate | NTX | CH. | Freq. (MHz) | Duty Factor (dB) | Average Power Density (dBm/MHz) | Average PSD Limit (dBm/MHz) | DG (dBi) | | Pass/Fail |
| 11a | 6M bps | 1 | 52 | 5260 | 0.56 | 5.61 | 11.00 | -0.50 | | Pass |
| 11a | 6M bps | 1 | 60 | 5300 | 0.56 | 5.80 | 11.00 | -0.50 | | Pass |
| 11a | 6M bps | 1 | 64 | 5320 | 0.56 | 4.24 | 11.00 | -0.50 | | Pass |
| HT20 | MCS 0 | 1 | 52 | 5260 | 0.63 | 4.45 | 11.00 | -0.50 | | Pass |
| HT20 | MCS 0 | 1 | 60 | 5300 | 0.63 | 4.72 | 11.00 | -0.50 | | Pass |
| HT20 | MCS 0 | 1 | 64 | 5320 | 0.63 | 3.99 | 11.00 | -0.50 | | Pass |
| HT40 | MCS 0 | 1 | 54 | 5270 | 1.49 | 0.71 | 11.00 | -0.50 | | Pass |
| HT40 | MCS 0 | 1 | 62 | 5310 | 1.49 | -1.60 | 11.00 | -0.50 | | Pass |

TEST RESULTS DATA
26dB and 99% OBW

| Band III | | | | | | | | | | |
|----------|-----------|-----|-----|-------------|---------------------|-----------------------|------------------------------------|-----------------------------------|--------------------------------------|------|
| Mod. | Data Rate | NTX | CH. | Freq. (MHz) | 99% Bandwidth (MHz) | 26 dB Bandwidth (MHz) | IC 99% Bandwidth Power Limit (dBm) | IC 99% Bandwidth EIRP Limit (dBm) | FCC 26dB Bandwidth Power Limit (dBm) | Note |
| 11a | 6M bps | 1 | 100 | 5500 | 20.95 | 39.25 | 23.98 | 30.00 | 23.98 | |
| 11a | 6M bps | 1 | 116 | 5580 | 24.85 | 43.1 | 23.98 | 30.00 | 23.98 | |
| 11a | 6M bps | 1 | 140 | 5700 | 18.6 | 33.25 | 23.70 | 29.70 | 23.98 | |
| HT20 | MCS 0 | 1 | 100 | 5500 | 20.4 | 38.95 | 23.98 | 30.00 | 23.98 | |
| HT20 | MCS 0 | 1 | 116 | 5580 | 20.45 | 41.35 | 23.98 | 30.00 | 23.98 | |
| HT20 | MCS 0 | 1 | 140 | 5700 | 19.25 | 28.65 | 23.84 | 29.84 | 23.98 | |
| HT40 | MCS 0 | 1 | 102 | 5510 | 36.6 | 44.64 | 23.98 | 30.00 | 23.98 | |
| HT40 | MCS 0 | 1 | 110 | 5550 | 36.8 | 51.21 | 23.98 | 30.00 | 23.98 | |
| HT40 | MCS 0 | 1 | 134 | 5670 | 36.8 | 56.43 | 23.98 | 30.00 | 23.98 | |

TEST RESULTS DATA
Average Power Table

| FCC Band III | | | | | | | | | | |
|--------------|-----------|-----|-----|-------------|------------------|-------------------------------|---------------------------------|----------|--|-----------|
| Mod. | Data Rate | NTX | CH. | Freq. (MHz) | Duty Factor (dB) | Average Conducted Power (dBm) | FCC Conducted Power Limit (dBm) | DG (dBi) | | Pass/Fail |
| 11a | 6M bps | 1 | 100 | 5500 | 0.56 | 16.85 | 23.98 | -0.20 | | Pass |
| 11a | 6M bps | 1 | 116 | 5580 | 0.56 | 17.48 | 23.98 | -0.20 | | Pass |
| 11a | 6M bps | 1 | 140 | 5700 | 0.56 | 14.71 | 23.98 | -0.20 | | Pass |
| HT20 | MCS 0 | 1 | 100 | 5500 | 0.63 | 16.29 | 23.98 | -0.20 | | Pass |
| HT20 | MCS 0 | 1 | 116 | 5580 | 0.63 | 16.18 | 23.98 | -0.20 | | Pass |
| HT20 | MCS 0 | 1 | 140 | 5700 | 0.63 | 13.81 | 23.98 | -0.20 | | Pass |
| HT40 | MCS 0 | 1 | 102 | 5510 | 1.49 | 13.08 | 23.98 | -0.20 | | Pass |
| HT40 | MCS 0 | 1 | 110 | 5550 | 1.49 | 15.06 | 23.98 | -0.20 | | Pass |
| HT40 | MCS 0 | 1 | 134 | 5670 | 1.49 | 14.80 | 23.98 | -0.20 | | Pass |

TEST RESULTS DATA
Power Spectral Density

| Band III | | | | | | | | | | |
|----------|-----------|-----|-----|-------------|------------------|---------------------------------|-----------------------------|----------|--|-----------|
| Mod. | Data Rate | NTX | CH. | Freq. (MHz) | Duty Factor (dB) | Average Power Density (dBm/MHz) | Average PSD Limit (dBm/MHz) | DG (dBi) | | Pass/Fail |
| 11a | 6M bps | 1 | 100 | 5500 | 0.56 | 5.77 | 11.00 | -0.20 | | Pass |
| 11a | 6M bps | 1 | 116 | 5580 | 0.56 | 6.48 | 11.00 | -0.20 | | Pass |
| 11a | 6M bps | 1 | 140 | 5700 | 0.56 | 3.85 | 11.00 | -0.20 | | Pass |
| HT20 | MCS 0 | 1 | 100 | 5500 | 0.63 | 4.98 | 11.00 | -0.20 | | Pass |
| HT20 | MCS 0 | 1 | 116 | 5580 | 0.63 | 5.27 | 11.00 | -0.20 | | Pass |
| HT20 | MCS 0 | 1 | 140 | 5700 | 0.63 | 3.28 | 11.00 | -0.20 | | Pass |
| HT40 | MCS 0 | 1 | 102 | 5510 | 1.49 | -0.77 | 11.00 | -0.20 | | Pass |
| HT40 | MCS 0 | 1 | 110 | 5550 | 1.49 | 1.24 | 11.00 | -0.20 | | Pass |
| HT40 | MCS 0 | 1 | 134 | 5670 | 1.49 | 0.53 | 11.00 | -0.20 | | Pass |

TEST RESULTS DATA
Frequency Stability

| Band I | | | | | | | | | | |
|--------|-----------|-----|-----|-------------|------------------------|---------------------------|---------------------------|------------------|-------------|------|
| Mod. | Data Rate | NTX | CH. | Freq. (MHz) | Center Frequency (MHz) | Frequency Deviation (MHz) | Frequency Stability (ppm) | Temperature (°C) | Voltage (V) | Note |
| 11a | 6Mbps | 1 | 36 | 5180 | 5179.950 | -0.050 | -9.65 | 20 | 3.5 | |
| 11a | 6Mbps | 1 | 36 | 5180 | 5179.950 | -0.050 | -9.65 | 20 | 4.35 | |
| 11a | 6Mbps | 1 | 36 | 5180 | 5179.950 | -0.050 | -9.65 | 20 | 3.9 | |
| 11a | 6Mbps | 1 | 36 | 5180 | 5180.000 | 0.000 | 0.00 | -30 | 3.9 | |
| 11a | 6Mbps | 1 | 36 | 5180 | 5179.950 | -0.050 | -9.65 | 60 | 3.9 | |

| Band II | | | | | | | | | | |
|---------|-----------|-----|-----|-------------|------------------------|---------------------------|---------------------------|------------------|-------------|------|
| Mod. | Data Rate | NTX | CH. | Freq. (MHz) | Center Frequency (MHz) | Frequency Deviation (MHz) | Frequency Stability (ppm) | Temperature (°C) | Voltage (V) | Note |
| 11a | 6Mbps | 1 | 64 | 5320 | 5319.950 | -0.050 | -9.40 | 20 | 3.5 | |
| 11a | 6Mbps | 1 | 64 | 5320 | 5319.975 | -0.025 | -4.70 | 20 | 4.35 | |
| 11a | 6Mbps | 1 | 64 | 5320 | 5319.950 | -0.050 | -9.40 | 20 | 3.9 | |
| 11a | 6Mbps | 1 | 64 | 5320 | 5320.000 | 0.000 | 0.00 | -30 | 3.9 | |
| 11a | 6Mbps | 1 | 64 | 5320 | 5319.950 | -0.050 | -9.40 | 60 | 3.9 | |

| Band III | | | | | | | | | | |
|----------|-----------|-----|-----|-------------|------------------------|---------------------------|---------------------------|------------------|-------------|------|
| Mod. | Data Rate | NTX | CH. | Freq. (MHz) | Center Frequency (MHz) | Frequency Deviation (MHz) | Frequency Stability (ppm) | Temperature (°C) | Voltage (V) | Note |
| 11a | 6Mbps | 1 | 100 | 5500 | 5499.950 | -0.050 | -9.09 | 20 | 3.5 | |
| 11a | 6Mbps | 1 | 100 | 5500 | 5499.950 | -0.050 | -9.09 | 20 | 4.35 | |
| 11a | 6Mbps | 1 | 100 | 5500 | 5499.950 | -0.050 | -9.09 | 20 | 3.9 | |
| 11a | 6Mbps | 1 | 100 | 5500 | 5500.000 | 0.000 | 0.00 | -30 | 3.9 | |
| 11a | 6Mbps | 1 | 100 | 5500 | 5499.900 | -0.100 | -18.18 | 60 | 3.9 | |



Appendix B. Radiated Spurious Emission

| | | | |
|------------------------|---|----------------------------|---------|
| Test Engineer : | Luke Chang, Nick Yu, Ken Wu, and James Chiu | Temperature : | 21~23°C |
| | | Relative Humidity : | 60~63% |

15E Band 1 5150~5250MHz

WIFI 802.11a (Band Edge @ 3m) (Standalone)

| WIFI | Note | Frequency | Level | Over | Limit | Read | Antenna | Cable | Preamp | Ant | Table | Peak | Pol. | |
|-----------------------------|------|-----------|------------|--------|------------|----------|----------|--------|--------|--------|---------|---------|---------|---|
| Ant. | | | | Limit | Line | Level | Factor | Loss | Factor | Pos | Pos | Avg. | | |
| 1 | | (MHz) | (dBµV/m) | (dB) | (dBµV/m) | (dBµV) | (dB/m) | (dB) | (dB) | (cm) | (deg) | (P/A) | (H/V) | |
| 802.11a CH 36 5180MHz | | 5149.55 | 73.06 | -0.94 | 74 | 59.39 | 34.61 | 11.55 | 32.49 | 232 | 358 | P | H | |
| | | 5150 | 51.9 | -2.1 | 54 | 38.23 | 34.61 | 11.55 | 32.49 | 232 | 358 | A | H | |
| | * | 5180 | 109.99 | - | - | 96.3 | 34.66 | 11.55 | 32.52 | 232 | 358 | P | H | |
| | * | 5180 | 100.31 | - | - | 86.62 | 34.66 | 11.55 | 32.52 | 232 | 358 | A | H | |
| | | | | | | | | | | | | | H | |
| | | | | | | | | | | | | | | H |
| | | | 5149.1 | 67.52 | -6.48 | 74 | 53.85 | 34.61 | 11.55 | 32.49 | 100 | 275 | P | V |
| | | | 5150 | 47.89 | -6.11 | 54 | 34.22 | 34.61 | 11.55 | 32.49 | 100 | 275 | A | V |
| | * | | 5180 | 103.66 | - | - | 89.97 | 34.66 | 11.55 | 32.52 | 100 | 275 | P | V |
| | * | | 5180 | 93.62 | - | - | 79.93 | 34.66 | 11.55 | 32.52 | 100 | 275 | A | V |
| | | | | | | | | | | | | | | V |
| | | | | | | | | | | | | | | V |
| 802.11a CH 44 5220MHz | | 5148.5 | 57.64 | -16.36 | 74 | 43.97 | 34.61 | 11.55 | 32.49 | 245 | 360 | P | H | |
| | | 5150 | 44.1 | -9.9 | 54 | 30.43 | 34.61 | 11.55 | 32.49 | 245 | 360 | A | H | |
| | * | 5220 | 111.44 | - | - | 97.7 | 34.7 | 11.59 | 32.55 | 245 | 360 | P | H | |
| | * | 5220 | 101.79 | - | - | 88.05 | 34.7 | 11.59 | 32.55 | 245 | 360 | A | H | |
| | | | 5438.66 | 57.03 | -16.97 | 74 | 43.7 | 35.01 | 11.8 | 33.48 | 245 | 360 | P | H |
| | | | 5367.16 | 44.35 | -9.65 | 54 | 30.91 | 34.91 | 11.71 | 33.18 | 245 | 360 | A | H |
| | | | 5093.6 | 57.97 | -16.03 | 74 | 44.39 | 34.54 | 11.46 | 32.42 | 100 | 296 | P | V |
| | | | 5143.55 | 43.91 | -10.09 | 54 | 30.2 | 34.61 | 11.55 | 32.45 | 100 | 296 | A | V |
| | * | | 5220 | 104.33 | - | - | 90.59 | 34.7 | 11.59 | 32.55 | 100 | 296 | P | V |
| | * | | 5220 | 94.58 | - | - | 80.84 | 34.7 | 11.59 | 32.55 | 100 | 296 | A | V |
| | | | 5390.81 | 58.5 | -15.5 | 74 | 45.1 | 34.94 | 11.74 | 33.28 | 100 | 296 | P | V |
| | | | 5391.8 | 44.21 | -9.79 | 54 | 30.81 | 34.94 | 11.74 | 33.28 | 100 | 296 | A | V |



| | | | | | | | | | | | | | |
|--------------------------------------|---|---------|--------|--------|----|-------|-------|-------|-------|-----|-----|---|---|
| 802.11a CH 48 5240MHz | | 5035.4 | 57.25 | -16.75 | 74 | 43.71 | 34.45 | 11.41 | 32.32 | 208 | 360 | P | H |
| | | 5147.15 | 44.21 | -9.79 | 54 | 30.54 | 34.61 | 11.55 | 32.49 | 208 | 360 | A | H |
| | * | 5239 | 111.73 | - | - | 98.03 | 34.73 | 11.62 | 32.65 | 208 | 360 | P | H |
| | * | 5239 | 101.82 | - | - | 88.12 | 34.73 | 11.62 | 32.65 | 208 | 360 | A | H |
| | | 5407.53 | 58.06 | -15.94 | 74 | 44.75 | 34.96 | 11.74 | 33.39 | 208 | 360 | P | H |
| | | 5371.67 | 44.23 | -9.77 | 54 | 30.79 | 34.91 | 11.71 | 33.18 | 208 | 360 | A | H |
| | | 5138.9 | 57.87 | -16.13 | 74 | 44.23 | 34.59 | 11.5 | 32.45 | 100 | 289 | P | V |
| | | 5136.05 | 43.95 | -10.05 | 54 | 30.31 | 34.59 | 11.5 | 32.45 | 100 | 289 | A | V |
| | * | 5240 | 104.96 | - | - | 91.26 | 34.73 | 11.62 | 32.65 | 100 | 289 | P | V |
| | * | 5240 | 95.97 | - | - | 82.27 | 34.73 | 11.62 | 32.65 | 100 | 289 | A | V |
| | | 5412.92 | 57.28 | -16.72 | 74 | 43.95 | 34.98 | 11.74 | 33.39 | 100 | 289 | P | V |
| | | 5401.59 | 44.3 | -9.7 | 54 | 30.99 | 34.96 | 11.74 | 33.39 | 100 | 289 | A | V |
| Remark | 1. No other spurious found. 2. All results are PASS against Peak and Average limit line. | | | | | | | | | | | | |



15E Band 1 5150~5250MHz

WIFI 802.11a (Harmonic @ 3m) (Standalone)

| WIFI | Note | Frequency | Level | Over | Limit | Read | Antenna | Cable | Preamp | Ant | Table | Peak | Pol. |
|-----------------------------|---|-----------|------------|--------|------------|----------|----------|--------|--------|--------|---------|---------|---------|
| Ant. | | | | Limit | Line | Level | Factor | Loss | Factor | Pos | Pos | Avg. | |
| 1 | | (MHz) | (dBµV/m) | (dB) | (dBµV/m) | (dBµV) | (dB/m) | (dB) | (dB) | (cm) | (deg) | (P/A) | (H/V) |
| 802.11a CH 36 5180MHz | | 10360 | 42.45 | -31.55 | 74 | 48.8 | 37.22 | 16.34 | 59.91 | 100 | 0 | P | H |
| | | 15540 | 47.61 | -26.39 | 74 | 44.79 | 40.34 | 20.36 | 57.88 | 100 | 0 | P | H |
| | | | | | | | | | | | | | H |
| | | | | | | | | | | | | | H |
| | | 10360 | 42.59 | -31.41 | 74 | 48.94 | 37.22 | 16.34 | 59.91 | 100 | 0 | P | V |
| | | 15540 | 47.73 | -26.27 | 74 | 44.91 | 40.34 | 20.36 | 57.88 | 100 | 0 | P | V |
| | | | | | | | | | | | | | V |
| | | | | | | | | | | | | | V |
| 802.11a CH 44 5220MHz | | 10440 | 42.22 | -31.78 | 74 | 48.4 | 37.26 | 16.41 | 59.85 | 100 | 0 | P | H |
| | | 15660 | 46.44 | -27.56 | 74 | 43.35 | 40.49 | 20.41 | 57.81 | 100 | 0 | P | H |
| | | | | | | | | | | | | | H |
| | | | | | | | | | | | | | H |
| | | 10440 | 41.83 | -32.17 | 74 | 48.01 | 37.26 | 16.41 | 59.85 | 100 | 0 | P | V |
| | | 15660 | 46.71 | -27.29 | 74 | 43.62 | 40.49 | 20.41 | 57.81 | 100 | 0 | P | V |
| | | | | | | | | | | | | | V |
| | | | | | | | | | | | | | V |
| 802.11a CH 48 5240MHz | | 10480 | 42.33 | -31.67 | 74 | 48.4 | 37.29 | 16.45 | 59.81 | 100 | 0 | P | H |
| | | 15720 | 48.36 | -25.64 | 74 | 45.11 | 40.57 | 20.45 | 57.77 | 100 | 0 | P | H |
| | | | | | | | | | | | | | H |
| | | | | | | | | | | | | | H |
| | | 10480 | 42.42 | -31.58 | 74 | 48.49 | 37.29 | 16.45 | 59.81 | 100 | 0 | P | V |
| | | 15720 | 48.24 | -25.76 | 74 | 44.99 | 40.57 | 20.45 | 57.77 | 100 | 0 | P | V |
| | | | | | | | | | | | | | V |
| | | | | | | | | | | | | | V |
| Remark | 1. No other spurious found. 2. All results are PASS against Peak and Average limit line. | | | | | | | | | | | | |



15E Band 1 5150~5250MHz

WIFI 802.11n HT20 (Band Edge @ 3m) (Standalone)

| WIFI | Note | Frequency | Level | Over | Limit | Read | Antenna | Cable | Preamp | Ant | Table | Peak | Pol. | |
|-------------------------------------|------|-----------|------------|--------|------------|----------|----------|--------|--------|--------|---------|---------|---------|---|
| Ant. | | | | Limit | Line | Level | Factor | Loss | Factor | Pos | Pos | Avg. | | |
| 1 | | (MHz) | (dBµV/m) | (dB) | (dBµV/m) | (dBµV) | (dB/m) | (dB) | (dB) | (cm) | (deg) | (P/A) | (H/V) | |
| 802.11n HT20 CH 36 5180MHz | | 5146.85 | 72.7 | -1.3 | 74 | 59.03 | 34.61 | 11.55 | 32.49 | 184 | 360 | P | H | |
| | | 5150 | 51.54 | -2.46 | 54 | 37.87 | 34.61 | 11.55 | 32.49 | 184 | 360 | A | H | |
| | * | 5180 | 108.65 | - | - | 94.96 | 34.66 | 11.55 | 32.52 | 184 | 360 | P | H | |
| | * | 5180 | 99.24 | - | - | 85.55 | 34.66 | 11.55 | 32.52 | 184 | 360 | A | H | |
| | | | | | | | | | | | | | H | |
| | | | | | | | | | | | | | | H |
| | | | 5146.85 | 65.03 | -8.97 | 74 | 51.36 | 34.61 | 11.55 | 32.49 | 200 | 88 | P | V |
| | | | 5149.85 | 46.7 | -7.3 | 54 | 33.03 | 34.61 | 11.55 | 32.49 | 200 | 88 | A | V |
| | * | | 5182 | 103.52 | - | - | 89.79 | 34.66 | 11.59 | 32.52 | 200 | 88 | P | V |
| | * | | 5182 | 93.36 | - | - | 79.63 | 34.66 | 11.59 | 32.52 | 200 | 88 | A | V |
| | | | | | | | | | | | | | V | |
| | | | | | | | | | | | | | V | |
| 802.11n HT20 CH 44 5220MHz | | 5029.7 | 57.48 | -16.52 | 74 | 43.94 | 34.45 | 11.41 | 32.32 | 244 | 360 | P | H | |
| | | 5146.25 | 44.21 | -9.79 | 54 | 30.54 | 34.61 | 11.55 | 32.49 | 244 | 360 | A | H | |
| | * | 5220 | 109.48 | - | - | 95.74 | 34.7 | 11.59 | 32.55 | 244 | 360 | P | H | |
| | * | 5220 | 99.86 | - | - | 86.12 | 34.7 | 11.59 | 32.55 | 244 | 360 | A | H | |
| | | | 5413.69 | 57.4 | -16.6 | 74 | 44.07 | 34.98 | 11.74 | 33.39 | 244 | 360 | P | H |
| | | | 5409.51 | 44.37 | -9.63 | 54 | 31.06 | 34.96 | 11.74 | 33.39 | 244 | 360 | A | H |
| | | | 5101.4 | 57.68 | -16.32 | 74 | 44.06 | 34.54 | 11.5 | 32.42 | 100 | 289 | P | V |
| | | | 5132 | 43.94 | -10.06 | 54 | 30.3 | 34.59 | 11.5 | 32.45 | 100 | 289 | A | V |
| | * | | 5221 | 103.91 | - | - | 90.24 | 34.7 | 11.62 | 32.65 | 100 | 289 | P | V |
| | * | | 5221 | 94.18 | - | - | 80.51 | 34.7 | 11.62 | 32.65 | 100 | 289 | A | V |
| | | 5423.15 | 57.86 | -16.14 | 74 | 44.47 | 34.98 | 11.8 | 33.39 | 100 | 289 | P | V | |
| | | 5406.1 | 44.21 | -9.79 | 54 | 30.9 | 34.96 | 11.74 | 33.39 | 100 | 289 | A | V | |



| | | | | | | | | | | | | | |
|---|---|---------|--------|--------|----|-------|-------|-------|-------|-----|-----|---|---|
| 802.11n HT20 CH 48 5240MHz | | 5105.15 | 57.47 | -16.53 | 74 | 43.85 | 34.54 | 11.5 | 32.42 | 246 | 360 | P | H |
| | | 5141.3 | 43.99 | -10.01 | 54 | 30.28 | 34.61 | 11.55 | 32.45 | 246 | 360 | A | H |
| | * | 5240 | 109.82 | - | - | 96.12 | 34.73 | 11.62 | 32.65 | 246 | 360 | P | H |
| | * | 5240 | 100.37 | - | - | 86.67 | 34.73 | 11.62 | 32.65 | 246 | 360 | A | H |
| | | 5411.49 | 58.59 | -15.41 | 74 | 45.28 | 34.96 | 11.74 | 33.39 | 246 | 360 | P | H |
| | | 5391.36 | 44.34 | -9.66 | 54 | 30.94 | 34.94 | 11.74 | 33.28 | 246 | 360 | A | H |
| | | 5002.4 | 57.39 | -16.61 | 74 | 43.91 | 34.4 | 11.37 | 32.29 | 100 | 289 | P | V |
| | | 5135.15 | 43.87 | -10.13 | 54 | 30.23 | 34.59 | 11.5 | 32.45 | 100 | 289 | A | V |
| | * | 5240 | 103.23 | - | - | 89.53 | 34.73 | 11.62 | 32.65 | 100 | 289 | P | V |
| | * | 5240 | 93.85 | - | - | 80.15 | 34.73 | 11.62 | 32.65 | 100 | 289 | A | V |
| | | 5423.7 | 57.5 | -16.5 | 74 | 44.11 | 34.98 | 11.8 | 33.39 | 100 | 289 | P | V |
| | | 5394.77 | 44.32 | -9.68 | 54 | 30.9 | 34.96 | 11.74 | 33.28 | 100 | 289 | A | V |
| Remark | 1. No other spurious found. 2. All results are PASS against Peak and Average limit line. | | | | | | | | | | | | |



15E Band 1 5150~5250MHz

WIFI 802.11n HT20 (Harmonic @ 3m) (Standalone)

| WIFI | Note | Frequency | Level | Over | Limit | Read | Antenna | Cable | Preamp | Ant | Table | Peak | Pol. |
|-------------------------------------|--|-----------|------------|--------|------------|--------|----------|--------|--------|--------|---------|-------|-------|
| Ant. | | | | Limit | Line | Level | Factor | Loss | Factor | Pos | Pos | Avg. | |
| 1 | | (MHz) | (dBμV/m) | (dB) | (dBμV/m) | (dBμV) | (dB/m) | (dB) | (dB) | (cm) | (deg) | (P/A) | (H/V) |
| 802.11n HT20 CH 36 5180MHz | | 10360 | 42.25 | -31.75 | 74 | 48.6 | 37.22 | 16.34 | 59.91 | 100 | 0 | P | H |
| | | 15540 | 48.06 | -25.94 | 74 | 45.24 | 40.34 | 20.36 | 57.88 | 100 | 0 | P | H |
| | | | | | | | | | | | | | H |
| | | | | | | | | | | | | | H |
| | | 10360 | 41.97 | -32.03 | 74 | 48.32 | 37.22 | 16.34 | 59.91 | 100 | 0 | P | V |
| | | 15540 | 48.48 | -25.52 | 74 | 45.66 | 40.34 | 20.36 | 57.88 | 100 | 0 | P | V |
| | | | | | | | | | | | | | V |
| 802.11n HT20 CH 44 5220MHz | | 10440 | 41.51 | -32.49 | 74 | 47.69 | 37.26 | 16.41 | 59.85 | 100 | 0 | P | H |
| | | 15660 | 47.04 | -26.96 | 74 | 43.95 | 40.49 | 20.41 | 57.81 | 100 | 0 | P | H |
| | | | | | | | | | | | | | H |
| | | | | | | | | | | | | | H |
| | | 10440 | 42.08 | -31.92 | 74 | 48.26 | 37.26 | 16.41 | 59.85 | 100 | 0 | P | V |
| | | 15660 | 47.53 | -26.47 | 74 | 44.44 | 40.49 | 20.41 | 57.81 | 100 | 0 | P | V |
| | | | | | | | | | | | | | V |
| 802.11n HT20 CH 48 5240MHz | | 10480 | 42.96 | -31.04 | 74 | 49.03 | 37.29 | 16.45 | 59.81 | 100 | 0 | P | H |
| | | 15720 | 48.03 | -25.97 | 74 | 44.78 | 40.57 | 20.45 | 57.77 | 100 | 0 | P | H |
| | | | | | | | | | | | | | H |
| | | | | | | | | | | | | | H |
| | | 10480 | 42.38 | -31.62 | 74 | 48.45 | 37.29 | 16.45 | 59.81 | 100 | 0 | P | V |
| | | 15720 | 48.48 | -25.52 | 74 | 45.23 | 40.57 | 20.45 | 57.77 | 100 | 0 | P | V |
| | | | | | | | | | | | | | V |
| Remark | 1. No other spurious found. | | | | | | | | | | | | |
| | 2. All results are PASS against Peak and Average limit line. | | | | | | | | | | | | |



15E Band 1 5150~5250MHz

WIFI 802.11n HT40 (Band Edge @ 3m) (Standalone)

| WIFI | Note | Frequency | Level | Over | Limit | Read | Antenna | Cable | Preamp | Ant | Table | Peak | Pol. |
|-------------------------------------|---|-----------|------------|--------|------------|----------|----------|--------|--------|--------|---------|-------|-------|
| Ant. | | | | Limit | Line | Level | Factor | Loss | Factor | Pos | Pos | Avg. | |
| 1 | | (MHz) | (dBμV/m) | (dB) | (dBμV/m) | (dBμV) | (dB/m) | (dB) | (dB) | (cm) | (deg) | (P/A) | (H/V) |
| 802.11n HT40 CH 38 5190MHz | | 5148.8 | 70.75 | -3.25 | 74 | 57.08 | 34.61 | 11.55 | 32.49 | 196 | 360 | P | H |
| | | 5149.55 | 53.33 | -0.67 | 54 | 39.66 | 34.61 | 11.55 | 32.49 | 196 | 360 | P | H |
| | * | 5190 | 103.24 | - | - | 89.51 | 34.66 | 11.59 | 32.52 | 196 | 360 | P | H |
| | * | 5190 | 93.04 | - | - | 79.31 | 34.66 | 11.59 | 32.52 | 196 | 360 | A | H |
| | | 5415.78 | 57.34 | -16.66 | 74 | 44.01 | 34.98 | 11.74 | 33.39 | 196 | 360 | P | H |
| | | 5383.88 | 45.18 | -8.82 | 54 | 31.78 | 34.94 | 11.74 | 33.28 | 196 | 360 | A | H |
| | | 5148.65 | 63.05 | -10.95 | 74 | 49.38 | 34.61 | 11.55 | 32.49 | 184 | 85 | P | V |
| | | 5150 | 47.5 | -6.5 | 54 | 33.83 | 34.61 | 11.55 | 32.49 | 184 | 85 | A | V |
| | * | 5190 | 95.6 | - | - | 81.87 | 34.66 | 11.59 | 32.52 | 184 | 85 | P | V |
| | * | 5190 | 86.7 | - | - | 72.97 | 34.66 | 11.59 | 32.52 | 184 | 85 | A | V |
| | | 5427.11 | 58.06 | -15.94 | 74 | 44.76 | 34.98 | 11.8 | 33.48 | 184 | 85 | P | V |
| | | 5392.79 | 45.06 | -8.94 | 54 | 31.66 | 34.94 | 11.74 | 33.28 | 184 | 85 | A | V |
| 802.11n HT40 CH 46 5230MHz | | 5146.25 | 57.78 | -16.22 | 74 | 44.11 | 34.61 | 11.55 | 32.49 | 226 | 329 | P | H |
| | | 5144.45 | 45.24 | -8.76 | 54 | 31.57 | 34.61 | 11.55 | 32.49 | 226 | 329 | A | H |
| | * | 5232 | 104.71 | - | - | 91.01 | 34.73 | 11.62 | 32.65 | 226 | 329 | P | H |
| | * | 5232 | 95.2 | - | - | 81.5 | 34.73 | 11.62 | 32.65 | 226 | 329 | A | H |
| | | 5423.04 | 57.09 | -16.91 | 74 | 43.7 | 34.98 | 11.8 | 33.39 | 226 | 329 | P | H |
| | | 5385.42 | 44.97 | -9.03 | 54 | 31.57 | 34.94 | 11.74 | 33.28 | 226 | 329 | A | H |
| | | 5130.5 | 57.08 | -16.92 | 74 | 43.44 | 34.59 | 11.5 | 32.45 | 100 | 292 | P | V |
| | | 5149.25 | 44.63 | -9.37 | 54 | 30.96 | 34.61 | 11.55 | 32.49 | 100 | 292 | A | V |
| | * | 5228 | 99.85 | - | - | 86.15 | 34.73 | 11.62 | 32.65 | 100 | 292 | P | V |
| | * | 5228 | 90.43 | - | - | 76.73 | 34.73 | 11.62 | 32.65 | 100 | 292 | A | V |
| | | 5428.87 | 57.36 | -16.64 | 74 | 44.03 | 35.01 | 11.8 | 33.48 | 100 | 292 | P | V |
| | | 5396.75 | 44.97 | -9.03 | 54 | 31.55 | 34.96 | 11.74 | 33.28 | 100 | 292 | A | V |
| Remark | 1. No other spurious found. 2. All results are PASS against Peak and Average limit line. | | | | | | | | | | | | |



15E Band 1 5150~5250MHz

WIFI 802.11n HT40 (Harmonic @ 3m) (Standalone)

| WIFI | Note | Frequency | Level | Over | Limit | Read | Antenna | Cable | Preamp | Ant | Table | Peak | Pol. |
|-------------------------------------|--|-----------|------------|--------|------------|----------|----------|--------|--------|--------|---------|-------|-------|
| Ant. | | | | Limit | Line | Level | Factor | Loss | Factor | Pos | Pos | Avg. | |
| 1 | | (MHz) | (dBμV/m) | (dB) | (dBμV/m) | (dBμV) | (dB/m) | (dB) | (dB) | (cm) | (deg) | (P/A) | (H/V) |
| 802.11n HT40 CH 38 5190MHz | | 10380 | 42.4 | -31.6 | 74 | 48.72 | 37.23 | 16.34 | 59.89 | 100 | 0 | P | H |
| | | 15570 | 47.92 | -26.08 | 74 | 45.02 | 40.38 | 20.38 | 57.86 | 100 | 0 | P | H |
| | | | | | | | | | | | | | H |
| | | | | | | | | | | | | | H |
| | | 10380 | 42.87 | -31.13 | 74 | 49.19 | 37.23 | 16.34 | 59.89 | 100 | 0 | P | V |
| | | 15570 | 47.82 | -26.18 | 74 | 44.92 | 40.38 | 20.38 | 57.86 | 100 | 0 | P | V |
| | | | | | | | | | | | | | V |
| 802.11n HT40 CH 46 5230MHz | | 10460 | 42.13 | -31.87 | 74 | 48.29 | 37.27 | 16.41 | 59.84 | 100 | 0 | P | H |
| | | 15690 | 47.82 | -26.18 | 74 | 44.65 | 40.53 | 20.43 | 57.79 | 100 | 0 | P | H |
| | | | | | | | | | | | | | H |
| | | | | | | | | | | | | | H |
| | | 10460 | 41.9 | -32.1 | 74 | 48.06 | 37.27 | 16.41 | 59.84 | 100 | 0 | P | V |
| | | 15690 | 48.51 | -25.49 | 74 | 45.34 | 40.53 | 20.43 | 57.79 | 100 | 0 | P | V |
| | | | | | | | | | | | | | V |
| Remark | 1. No other spurious found. | | | | | | | | | | | | |
| | 2. All results are PASS against Peak and Average limit line. | | | | | | | | | | | | |



15E Band 2 5250~5350MHz

WIFI 802.11a (Band Edge @ 3m) (Standalone)

| WIFI | Note | Frequency | Level | Over | Limit | Read | Antenna | Cable | Preamp | Ant | Table | Peak | Pol. |
|-----------------------------|------|-----------|------------|--------|------------|----------|----------|--------|--------|--------|---------|-------|-------|
| Ant. | | | | Limit | Line | Level | Factor | Loss | Factor | Pos | Pos | Avg. | |
| 1 | | (MHz) | (dBμV/m) | (dB) | (dBμV/m) | (dBμV) | (dB/m) | (dB) | (dB) | (cm) | (deg) | (P/A) | (H/V) |
| 802.11a CH 52 5260MHz | | 5087.6 | 57.49 | -16.51 | 74 | 43.9 | 34.52 | 11.46 | 32.39 | 231 | 360 | P | H |
| | | 5133.05 | 43.98 | -10.02 | 54 | 30.34 | 34.59 | 11.5 | 32.45 | 231 | 360 | A | H |
| | * | 5260 | 112.35 | - | - | 98.72 | 34.77 | 11.62 | 32.76 | 231 | 360 | P | H |
| | * | 5260 | 102.59 | - | - | 88.96 | 34.77 | 11.62 | 32.76 | 231 | 360 | A | H |
| | | 5403.24 | 57.49 | -16.51 | 74 | 44.18 | 34.96 | 11.74 | 33.39 | 231 | 360 | P | H |
| | | 5410.5 | 44.36 | -9.64 | 54 | 31.05 | 34.96 | 11.74 | 33.39 | 231 | 360 | A | H |
| | | 5136.2 | 57.55 | -16.45 | 74 | 43.91 | 34.59 | 11.5 | 32.45 | 100 | 278 | P | V |
| | | 5149.1 | 43.99 | -10.01 | 54 | 30.32 | 34.61 | 11.55 | 32.49 | 100 | 278 | A | V |
| | * | 5260 | 105.91 | - | - | 92.28 | 34.77 | 11.62 | 32.76 | 100 | 278 | P | V |
| | * | 5260 | 95.77 | - | - | 82.14 | 34.77 | 11.62 | 32.76 | 100 | 278 | A | V |
| | | 5361.99 | 58.11 | -15.89 | 74 | 44.67 | 34.91 | 11.71 | 33.18 | 100 | 278 | P | V |
| | | 5378.6 | 44.26 | -9.74 | 54 | 30.89 | 34.94 | 11.71 | 33.28 | 100 | 278 | A | V |
| 802.11a CH 60 5300MHz | | 5108.9 | 56.97 | -17.03 | 74 | 43.33 | 34.56 | 11.5 | 32.42 | 227 | 360 | P | H |
| | | 5148.35 | 44.17 | -9.83 | 54 | 30.5 | 34.61 | 11.55 | 32.49 | 227 | 360 | A | H |
| | * | 5300 | 112.65 | - | - | 99.15 | 34.82 | 11.65 | 32.97 | 227 | 360 | P | H |
| | * | 5300 | 102.7 | - | - | 89.2 | 34.82 | 11.65 | 32.97 | 227 | 360 | A | H |
| | | 5350 | 61.05 | -12.95 | 74 | 47.63 | 34.89 | 11.71 | 33.18 | 227 | 360 | P | H |
| | | 5352.2 | 48.82 | -5.18 | 54 | 35.4 | 34.89 | 11.71 | 33.18 | 227 | 360 | A | H |
| | | 5116.4 | 57.79 | -16.21 | 74 | 44.15 | 34.56 | 11.5 | 32.42 | 101 | 292 | P | V |
| | | 5144.15 | 43.85 | -10.15 | 54 | 30.18 | 34.61 | 11.55 | 32.49 | 101 | 292 | A | V |
| | * | 5300 | 105.46 | - | - | 91.96 | 34.82 | 11.65 | 32.97 | 101 | 292 | P | V |
| | * | 5300 | 95.37 | - | - | 81.87 | 34.82 | 11.65 | 32.97 | 101 | 292 | A | V |
| | | 5352.09 | 58.21 | -15.79 | 74 | 44.79 | 34.89 | 11.71 | 33.18 | 101 | 292 | P | V |
| | | 5352.31 | 45.06 | -8.94 | 54 | 31.64 | 34.89 | 11.71 | 33.18 | 101 | 292 | A | V |



| | | | | | | | | | | | | | |
|--|---|---------|--------|-------|----|-------|-------|-------|-------|-----|-----|---|---|
| 802.11a CH 64 5320MHz | * | 5320 | 109.37 | - | - | 95.82 | 34.84 | 11.68 | 32.97 | 224 | 360 | P | H |
| | * | 5320 | 99.76 | - | - | 86.21 | 34.84 | 11.68 | 32.97 | 224 | 360 | A | H |
| | | 5350.66 | 70.64 | -3.36 | 74 | 57.22 | 34.89 | 11.71 | 33.18 | 224 | 360 | P | H |
| | | 5350 | 51.23 | -2.77 | 54 | 37.81 | 34.89 | 11.71 | 33.18 | 224 | 360 | A | H |
| | | | | | | | | | | | | | H |
| | | | | | | | | | | | | | H |
| | * | 5320 | 102.94 | - | - | 89.39 | 34.84 | 11.68 | 32.97 | 172 | 2 | P | V |
| | * | 5320 | 93.44 | - | - | 79.89 | 34.84 | 11.68 | 32.97 | 172 | 2 | A | V |
| | | 5352.42 | 66.6 | -7.4 | 74 | 53.18 | 34.89 | 11.71 | 33.18 | 172 | 2 | P | V |
| | | 5350.22 | 46.76 | -7.24 | 54 | 33.34 | 34.89 | 11.71 | 33.18 | 172 | 2 | A | V |
| | | | | | | | | | | | | | V |
| | | | | | | | | | | | | | V |
| Remark | 1. No other spurious found. 2. All results are PASS against Peak and Average limit line. | | | | | | | | | | | | |



15E Band 2 5250-5350MHz

WIFI 802.11a (Harmonic @ 3m) (Standalone)

| WIFI | Note | Frequency | Level | Over | Limit | Read | Antenna | Cable | Preamp | Ant | Table | Peak | Pol. |
|-----------------------------|---|-----------|------------|--------|------------|----------|----------|--------|--------|--------|---------|---------|---------|
| Ant. | | | | Limit | Line | Level | Factor | Loss | Factor | Pos | Pos | Avg. | |
| 1 | | (MHz) | (dBµV/m) | (dB) | (dBµV/m) | (dBµV) | (dB/m) | (dB) | (dB) | (cm) | (deg) | (P/A) | (H/V) |
| 802.11a CH 52 5260MHz | | 10520 | 42.59 | -31.41 | 74 | 48.56 | 37.32 | 16.49 | 59.78 | 100 | 0 | P | H |
| | | 15780 | 48.5 | -25.5 | 74 | 45.14 | 40.63 | 20.46 | 57.73 | 100 | 0 | P | H |
| | | | | | | | | | | | | | H |
| | | | | | | | | | | | | | H |
| | | 10520 | 44.28 | -29.72 | 74 | 50.25 | 37.32 | 16.49 | 59.78 | 100 | 0 | P | V |
| | | 15780 | 48.31 | -25.69 | 74 | 44.95 | 40.63 | 20.46 | 57.73 | 100 | 0 | P | V |
| | | | | | | | | | | | | | V |
| | | | | | | | | | | | | | V |
| 802.11a CH 60 5300MHz | | 10600 | 42.16 | -31.84 | 74 | 47.84 | 37.42 | 16.56 | 59.66 | 100 | 0 | P | H |
| | | 15900 | 47.9 | -26.1 | 74 | 44.26 | 40.78 | 20.52 | 57.66 | 100 | 0 | P | H |
| | | | | | | | | | | | | | H |
| | | | | | | | | | | | | | H |
| | | 10600 | 41.98 | -32.02 | 74 | 47.66 | 37.42 | 16.56 | 59.66 | 100 | 0 | P | V |
| | | 15900 | 48.15 | -25.85 | 74 | 44.51 | 40.78 | 20.52 | 57.66 | 100 | 0 | P | V |
| | | | | | | | | | | | | | V |
| | | | | | | | | | | | | | V |
| 802.11a CH 64 5320MHz | | 10640 | 42.05 | -31.95 | 74 | 47.59 | 37.47 | 16.6 | 59.61 | 100 | 0 | P | H |
| | | 15960 | 47.39 | -26.61 | 74 | 43.6 | 40.86 | 20.55 | 57.62 | 100 | 0 | P | H |
| | | | | | | | | | | | | | H |
| | | | | | | | | | | | | | H |
| | | 10640 | 41.77 | -32.23 | 74 | 47.31 | 37.47 | 16.6 | 59.61 | 100 | 0 | P | V |
| | | 15960 | 47.43 | -26.57 | 74 | 43.64 | 40.86 | 20.55 | 57.62 | 100 | 0 | P | V |
| | | | | | | | | | | | | | V |
| | | | | | | | | | | | | | V |
| Remark | 1. No other spurious found. 2. All results are PASS against Peak and Average limit line. | | | | | | | | | | | | |



15E Band 2 5250-5350MHz

WIFI 802.11n HT20 (Band Edge @ 3m) (Standalone)

| WIFI | Note | Frequency | Level | Over | Limit | Read | Antenna | Cable | Preamp | Ant | Table | Peak | Pol. |
|-------------------------------------|------|-----------|------------|--------|------------|----------|----------|--------|--------|--------|---------|-------|-------|
| Ant. | | | | Limit | Line | Level | Factor | Loss | Factor | Pos | Pos | Avg. | |
| 1 | | (MHz) | (dBµV/m) | (dB) | (dBµV/m) | (dBµV) | (dB/m) | (dB) | (dB) | (cm) | (deg) | (P/A) | (H/V) |
| 802.11n HT20 CH 52 5260MHz | | 5046.35 | 57.9 | -16.1 | 74 | 44.37 | 34.47 | 11.41 | 32.35 | 218 | 360 | P | H |
| | | 5147.75 | 43.92 | -10.08 | 54 | 30.25 | 34.61 | 11.55 | 32.49 | 218 | 360 | A | H |
| | * | 5260 | 110.31 | - | - | 96.68 | 34.77 | 11.62 | 32.76 | 218 | 360 | P | H |
| | * | 5260 | 100.34 | - | - | 86.71 | 34.77 | 11.62 | 32.76 | 218 | 360 | A | H |
| | | 5356.93 | 57.81 | -16.19 | 74 | 44.39 | 34.89 | 11.71 | 33.18 | 218 | 360 | P | H |
| | | 5402.47 | 44.34 | -9.66 | 54 | 31.03 | 34.96 | 11.74 | 33.39 | 218 | 360 | A | H |
| | | 5134.4 | 57.55 | -16.45 | 74 | 43.91 | 34.59 | 11.5 | 32.45 | 100 | 279 | P | V |
| | | 5143.25 | 43.88 | -10.12 | 54 | 30.17 | 34.61 | 11.55 | 32.45 | 100 | 279 | A | V |
| | * | 5260 | 103.79 | - | - | 90.16 | 34.77 | 11.62 | 32.76 | 100 | 279 | P | V |
| | * | 5260 | 94.34 | - | - | 80.71 | 34.77 | 11.62 | 32.76 | 100 | 279 | A | V |
| | | 5385.97 | 57.04 | -16.96 | 74 | 43.64 | 34.94 | 11.74 | 33.28 | 100 | 279 | P | V |
| | | 5420.73 | 44.31 | -9.69 | 54 | 30.92 | 34.98 | 11.8 | 33.39 | 100 | 279 | A | V |
| 802.11n HT20 CH 60 5300MHz | | 5129.6 | 57.24 | -16.76 | 74 | 43.6 | 34.59 | 11.5 | 32.45 | 239 | 360 | P | H |
| | | 5142.95 | 44.01 | -9.99 | 54 | 30.3 | 34.61 | 11.55 | 32.45 | 239 | 360 | A | H |
| | * | 5300 | 110.1 | - | - | 96.6 | 34.82 | 11.65 | 32.97 | 239 | 360 | P | H |
| | * | 5300 | 100.22 | - | - | 86.72 | 34.82 | 11.65 | 32.97 | 239 | 360 | A | H |
| | | 5353.96 | 61.83 | -12.17 | 74 | 48.41 | 34.89 | 11.71 | 33.18 | 239 | 360 | P | H |
| | | 5351.54 | 48.66 | -5.34 | 54 | 35.24 | 34.89 | 11.71 | 33.18 | 239 | 360 | A | H |
| | | 5147.45 | 57.2 | -16.8 | 74 | 43.53 | 34.61 | 11.55 | 32.49 | 100 | 296 | P | V |
| | | 5145.35 | 43.88 | -10.12 | 54 | 30.21 | 34.61 | 11.55 | 32.49 | 100 | 296 | A | V |
| | * | 5300 | 102.67 | - | - | 89.17 | 34.82 | 11.65 | 32.97 | 100 | 296 | P | V |
| | * | 5300 | 93.14 | - | - | 79.64 | 34.82 | 11.65 | 32.97 | 100 | 296 | A | V |
| | | 5385.64 | 57.53 | -16.47 | 74 | 44.13 | 34.94 | 11.74 | 33.28 | 100 | 296 | P | V |
| | | 5351.98 | 44.98 | -9.02 | 54 | 31.56 | 34.89 | 11.71 | 33.18 | 100 | 296 | A | V |



| | | | | | | | | | | | | | |
|---|---|---------|--------|-------|----|-------|-------|-------|-------|-----|-----|---|---|
| 802.11n HT20 CH 64 5320MHz | * | 5320 | 108.72 | - | - | 95.17 | 34.84 | 11.68 | 32.97 | 178 | 360 | P | H |
| | * | 5320 | 99 | - | - | 85.45 | 34.84 | 11.68 | 32.97 | 178 | 360 | A | H |
| | | 5351.43 | 72.01 | -1.99 | 74 | 58.59 | 34.89 | 11.71 | 33.18 | 178 | 360 | P | H |
| | | 5350.11 | 51.53 | -2.47 | 54 | 38.11 | 34.89 | 11.71 | 33.18 | 178 | 360 | A | H |
| | | | | | | | | | | | | | H |
| | | | | | | | | | | | | | H |
| | * | 5320 | 103.8 | - | - | 90.25 | 34.84 | 11.68 | 32.97 | 200 | 85 | P | V |
| | * | 5320 | 92.78 | - | - | 79.23 | 34.84 | 11.68 | 32.97 | 200 | 85 | A | V |
| | | 5352.31 | 66.46 | -7.54 | 74 | 53.04 | 34.89 | 11.71 | 33.18 | 200 | 85 | P | V |
| | | 5350 | 47.75 | -6.25 | 54 | 34.33 | 34.89 | 11.71 | 33.18 | 200 | 85 | A | V |
| | | | | | | | | | | | | V | |
| | | | | | | | | | | | | V | |
| Remark | 1. No other spurious found. 2. All results are PASS against Peak and Average limit line. | | | | | | | | | | | | |



15E Band 2 5250~5350MHz

WIFI 802.11n HT20 (Harmonic @ 3m) (Standalone)

| WIFI | Note | Frequency | Level | Over | Limit | Read | Antenna | Cable | Preamp | Ant | Table | Peak | Pol. |
|-------------------------------------|--|-----------|------------|--------|------------|--------|----------|--------|--------|--------|---------|-------|-------|
| Ant. | | | | Limit | Line | Level | Factor | Loss | Factor | Pos | Pos | Avg. | |
| 1 | | (MHz) | (dBμV/m) | (dB) | (dBμV/m) | (dBμV) | (dB/m) | (dB) | (dB) | (cm) | (deg) | (P/A) | (H/V) |
| 802.11n HT20 CH 52 5260MHz | | 10520 | 42.51 | -31.49 | 74 | 48.48 | 37.32 | 16.49 | 59.78 | 100 | 0 | P | H |
| | | 15780 | 48.34 | -25.66 | 74 | 44.98 | 40.63 | 20.46 | 57.73 | 100 | 0 | P | H |
| | | | | | | | | | | | | | H |
| | | | | | | | | | | | | | H |
| | | 10520 | 43.12 | -30.88 | 74 | 49.09 | 37.32 | 16.49 | 59.78 | 100 | 0 | P | V |
| | | 15780 | 48.73 | -25.27 | 74 | 45.37 | 40.63 | 20.46 | 57.73 | 100 | 0 | P | V |
| | | | | | | | | | | | | | V |
| 802.11n HT20 CH 60 5300MHz | | 10600 | 42.4 | -31.6 | 74 | 48.08 | 37.42 | 16.56 | 59.66 | 100 | 0 | P | H |
| | | 15900 | 48.76 | -25.24 | 74 | 45.12 | 40.78 | 20.52 | 57.66 | 100 | 0 | P | H |
| | | | | | | | | | | | | | H |
| | | | | | | | | | | | | | H |
| | | 10600 | 41.65 | -32.35 | 74 | 47.33 | 37.42 | 16.56 | 59.66 | 100 | 0 | P | V |
| | | 15900 | 48.4 | -25.6 | 74 | 44.76 | 40.78 | 20.52 | 57.66 | 100 | 0 | P | V |
| | | | | | | | | | | | | | V |
| 802.11n HT20 CH 64 5320MHz | | 10640 | 41.99 | -32.01 | 74 | 47.53 | 37.47 | 16.6 | 59.61 | 100 | 0 | P | H |
| | | 15960 | 47.25 | -26.75 | 74 | 43.46 | 40.86 | 20.55 | 57.62 | 100 | 0 | P | H |
| | | | | | | | | | | | | | H |
| | | | | | | | | | | | | | H |
| | | 10640 | 42.57 | -31.43 | 74 | 48.11 | 37.47 | 16.6 | 59.61 | 100 | 0 | P | V |
| | | 15960 | 47.4 | -26.6 | 74 | 43.61 | 40.86 | 20.55 | 57.62 | 100 | 0 | P | V |
| | | | | | | | | | | | | | V |
| Remark | 1. No other spurious found. | | | | | | | | | | | | |
| | 2. All results are PASS against Peak and Average limit line. | | | | | | | | | | | | |



15E Band 2 5250~5350MHz

WIFI 802.11n HT40 (Band Edge @ 3m) (Standalone)

| WIFI | Note | Frequency | Level | Over | Limit | Read | Antenna | Cable | Preamp | Ant | Table | Peak | Pol. |
|-------------------------------------|---|-----------|------------|--------|------------|----------|----------|--------|--------|--------|---------|---------|---------|
| Ant. | | | | Limit | Line | Level | Factor | Loss | Factor | Pos | Pos | Avg. | |
| 1 | | (MHz) | (dBμV/m) | (dB) | (dBμV/m) | (dBμV) | (dB/m) | (dB) | (dB) | (cm) | (deg) | (P/A) | (H/V) |
| 802.11n HT40 CH 54 5270MHz | | 5135.3 | 57.8 | -16.2 | 74 | 44.16 | 34.59 | 11.5 | 32.45 | 224 | 330 | P | H |
| | | 5148.5 | 44.84 | -9.16 | 54 | 31.17 | 34.61 | 11.55 | 32.49 | 224 | 330 | A | H |
| | * | 5268 | 104.45 | - | - | 90.79 | 34.77 | 11.65 | 32.76 | 224 | 330 | P | H |
| | * | 5268 | 95.51 | - | - | 81.85 | 34.77 | 11.65 | 32.76 | 224 | 330 | A | H |
| | | 5351.32 | 57.96 | -16.04 | 74 | 44.54 | 34.89 | 11.71 | 33.18 | 224 | 330 | P | H |
| | | 5350.66 | 45.78 | -8.22 | 54 | 32.36 | 34.89 | 11.71 | 33.18 | 224 | 330 | A | H |
| | | 5007.35 | 57.63 | -16.37 | 74 | 44.13 | 34.42 | 11.37 | 32.29 | 106 | 286 | P | V |
| | | 5137.4 | 44.72 | -9.28 | 54 | 31.08 | 34.59 | 11.5 | 32.45 | 106 | 286 | A | V |
| | * | 5269 | 100.89 | - | - | 87.23 | 34.77 | 11.65 | 32.76 | 106 | 286 | P | V |
| | * | 5269 | 91.38 | - | - | 77.72 | 34.77 | 11.65 | 32.76 | 106 | 286 | A | V |
| | | 5384.76 | 57.89 | -16.11 | 74 | 44.49 | 34.94 | 11.74 | 33.28 | 106 | 286 | P | V |
| | | 5361.99 | 44.98 | -9.02 | 54 | 31.54 | 34.91 | 11.71 | 33.18 | 106 | 286 | A | V |
| 802.11n HT40 CH 62 5310MHz | | 5053.4 | 57.36 | -16.64 | 74 | 43.83 | 34.47 | 11.41 | 32.35 | 201 | 360 | P | H |
| | | 5147.15 | 44.7 | -9.3 | 54 | 31.03 | 34.61 | 11.55 | 32.49 | 201 | 360 | A | H |
| | * | 5310 | 102.06 | - | - | 88.51 | 34.84 | 11.68 | 32.97 | 201 | 360 | P | H |
| | * | 5310 | 92.7 | - | - | 79.15 | 34.84 | 11.68 | 32.97 | 201 | 360 | A | H |
| | | 5350.11 | 68.94 | -5.06 | 74 | 55.52 | 34.89 | 11.71 | 33.18 | 201 | 360 | P | H |
| | | 5350.22 | 53.16 | -0.84 | 54 | 39.74 | 34.89 | 11.71 | 33.18 | 201 | 360 | A | H |
| | | 5145.95 | 57.16 | -16.84 | 74 | 43.49 | 34.61 | 11.55 | 32.49 | 200 | 74 | P | V |
| | | 5138.15 | 44.66 | -9.34 | 54 | 31.02 | 34.59 | 11.5 | 32.45 | 200 | 74 | A | V |
| | * | 5310 | 96.77 | - | - | 83.22 | 34.84 | 11.68 | 32.97 | 200 | 74 | P | V |
| | * | 5310 | 87.78 | - | - | 74.23 | 34.84 | 11.68 | 32.97 | 200 | 74 | A | V |
| | | 5350.88 | 64.79 | -9.21 | 74 | 51.37 | 34.89 | 11.71 | 33.18 | 200 | 74 | P | V |
| | | 5350.33 | 49.95 | -4.05 | 54 | 36.53 | 34.89 | 11.71 | 33.18 | 200 | 74 | A | V |
| Remark | 1. No other spurious found. 2. All results are PASS against Peak and Average limit line. | | | | | | | | | | | | |



15E Band 2 5250~5350MHz

WIFI 802.11n HT40 (Harmonic @ 3m) (Standalone)

| WIFI | Note | Frequency | Level | Over | Limit | Read | Antenna | Cable | Preamp | Ant | Table | Peak | Pol. |
|-------------------------------------|--|-----------|------------|--------|------------|----------|----------|--------|--------|--------|---------|-------|-------|
| Ant. | | | | Limit | Line | Level | Factor | Loss | Factor | Pos | Pos | Avg. | |
| 1 | | (MHz) | (dBμV/m) | (dB) | (dBμV/m) | (dBμV) | (dB/m) | (dB) | (dB) | (cm) | (deg) | (P/A) | (H/V) |
| 802.11n HT40 CH 54 5270MHz | | 10540 | 42.8 | -31.2 | 74 | 48.72 | 37.34 | 16.49 | 59.75 | 100 | 0 | P | H |
| | | 15810 | 48.28 | -25.72 | 74 | 44.84 | 40.67 | 20.48 | 57.71 | 100 | 0 | P | H |
| | | | | | | | | | | | | | H |
| | | | | | | | | | | | | | H |
| | | 10540 | 41.97 | -32.03 | 74 | 47.89 | 37.34 | 16.49 | 59.75 | 100 | 0 | P | V |
| | | 15810 | 48.36 | -25.64 | 74 | 44.92 | 40.67 | 20.48 | 57.71 | 100 | 0 | P | V |
| | | | | | | | | | | | | | V |
| 802.11n HT40 CH 62 5310MHz | | 10620 | 42.63 | -31.37 | 74 | 48.26 | 37.44 | 16.56 | 59.63 | 100 | 0 | P | H |
| | | 15930 | 47.98 | -26.02 | 74 | 44.27 | 40.82 | 20.53 | 57.64 | 100 | 0 | P | H |
| | | | | | | | | | | | | | H |
| | | | | | | | | | | | | | H |
| | | 10620 | 41.57 | -32.43 | 74 | 47.2 | 37.44 | 16.56 | 59.63 | 100 | 0 | P | V |
| | | 15930 | 47.7 | -26.3 | 74 | 43.99 | 40.82 | 20.53 | 57.64 | 100 | 0 | P | V |
| | | | | | | | | | | | | | V |
| Remark | 1. No other spurious found. | | | | | | | | | | | | |
| | 2. All results are PASS against Peak and Average limit line. | | | | | | | | | | | | |



15E Band 3 5470-5725MHz

WIFI 802.11a (Band Edge @ 3m) (Standalone)

| WIFI | Note | Frequency | Level | Over | Limit | Read | Antenna | Cable | Preamp | Ant | Table | Peak | Pol. | |
|------------------------------|------|-----------|------------|--------|------------|----------|----------|--------|--------|--------|---------|-------|-------|---|
| Ant. | | | | Limit | Line | Level | Factor | Loss | Factor | Pos | Pos | Avg. | | |
| 1 | | (MHz) | (dBμV/m) | (dB) | (dBμV/m) | (dBμV) | (dB/m) | (dB) | (dB) | (cm) | (deg) | (P/A) | (H/V) | |
| 802.11a CH 100 5500MHz | | 5470 | 73.25 | -0.75 | 74 | 59.91 | 35.05 | 11.86 | 33.57 | 248 | 3 | P | H | |
| | | 5470 | 52.56 | -1.44 | 54 | 39.22 | 35.05 | 11.86 | 33.57 | 248 | 3 | A | H | |
| | * | 5500 | 108.98 | - | - | 95.68 | 35.1 | 11.86 | 33.66 | 248 | 3 | P | H | |
| | * | 5500 | 99.41 | - | - | 86.11 | 35.1 | 11.86 | 33.66 | 248 | 3 | A | H | |
| | | | | | | | | | | | | | H | |
| | | | | | | | | | | | | | H | |
| | | | 5469.84 | 69.69 | -4.31 | 74 | 56.35 | 35.05 | 11.86 | 33.57 | 169 | 9 | P | V |
| | | | 5469.52 | 48.22 | -5.78 | 54 | 34.88 | 35.05 | 11.86 | 33.57 | 169 | 9 | A | V |
| | * | | 5500 | 102.86 | - | - | 89.56 | 35.1 | 11.86 | 33.66 | 169 | 9 | P | V |
| | * | | 5500 | 93.33 | - | - | 80.03 | 35.1 | 11.86 | 33.66 | 169 | 9 | A | V |
| | | | | | | | | | | | | | V | |
| | | | | | | | | | | | | | V | |
| 802.11a CH 116 5580MHz | | 5372.88 | 58.04 | -15.96 | 74 | 44.6 | 34.91 | 11.71 | 33.18 | 217 | 6 | P | H | |
| | | 5386 | 44.18 | -9.82 | 54 | 30.78 | 34.94 | 11.74 | 33.28 | 217 | 6 | A | H | |
| | * | 5580 | 110.1 | - | - | 96.99 | 35.14 | 11.98 | 34.01 | 217 | 6 | P | H | |
| | * | 5580 | 100.48 | - | - | 87.37 | 35.14 | 11.98 | 34.01 | 217 | 6 | A | H | |
| | | | 5733.96 | 57.65 | -16.35 | 74 | 44.33 | 35.23 | 12.26 | 34.17 | 217 | 6 | P | H |
| | | | 5755.96 | 43.93 | -10.07 | 54 | 30.54 | 35.26 | 12.33 | 34.2 | 217 | 6 | A | H |
| | | | 5371.6 | 57.32 | -16.68 | 74 | 43.88 | 34.91 | 11.71 | 33.18 | 103 | 85 | P | V |
| | | | 5391.28 | 44.08 | -9.92 | 54 | 30.68 | 34.94 | 11.74 | 33.28 | 103 | 85 | A | V |
| | * | | 5580 | 102.64 | - | - | 89.53 | 35.14 | 11.98 | 34.01 | 103 | 85 | P | V |
| | * | | 5580 | 93.13 | - | - | 80.02 | 35.14 | 11.98 | 34.01 | 103 | 85 | A | V |
| | | | 5763.64 | 57.4 | -16.6 | 74 | 44.01 | 35.26 | 12.33 | 34.2 | 103 | 85 | P | V |
| | | | 5759.96 | 44.02 | -9.98 | 54 | 30.63 | 35.26 | 12.33 | 34.2 | 103 | 85 | A | V |



| | | | | | | | | | | | | | |
|---|---|---------|--------|-------|----|-------|-------|-------|-------|-----|-----|---|---|
| 802.11a CH 140 5700MHz | * | 5700 | 106.53 | - | - | 93.26 | 35.21 | 12.18 | 34.12 | 224 | 360 | P | H |
| | * | 5700 | 97.24 | - | - | 83.97 | 35.21 | 12.18 | 34.12 | 224 | 360 | A | H |
| | | 5725.08 | 71.92 | -2.08 | 74 | 58.58 | 35.23 | 12.26 | 34.15 | 224 | 360 | P | H |
| | | 5725.48 | 50.46 | -3.54 | 54 | 37.12 | 35.23 | 12.26 | 34.15 | 224 | 360 | A | H |
| | | | | | | | | | | | | | H |
| | | | | | | | | | | | | | H |
| | * | 5702 | 99.51 | - | - | 86.15 | 35.22 | 12.26 | 34.12 | 196 | 18 | P | V |
| | * | 5702 | 90.2 | - | - | 76.84 | 35.22 | 12.26 | 34.12 | 196 | 18 | A | V |
| | | 5728.68 | 67.49 | -6.51 | 74 | 54.15 | 35.23 | 12.26 | 34.15 | 196 | 18 | P | V |
| | | 5725.32 | 46.93 | -7.07 | 54 | 33.59 | 35.23 | 12.26 | 34.15 | 196 | 18 | A | V |
| | | | | | | | | | | | | | V |
| | | | | | | | | | | | | | V |
| Remark | 1. No other spurious found. 2. All results are PASS against Peak and Average limit line. | | | | | | | | | | | | |



15E Band 3 5470-5725MHz

WIFI 802.11a (Harmonic @ 3m) (Standalone)

| WIFI | Note | Frequency | Level | Over | Limit | Read | Antenna | Cable | Preamp | Ant | Table | Peak | Pol. |
|------------------------------|---|-----------|------------|--------|------------|--------|----------|--------|--------|--------|---------|-------|-------|
| Ant. | | | | Limit | Line | Level | Factor | Loss | Factor | Pos | Pos | Avg. | |
| 1 | | (MHz) | (dBµV/m) | (dB) | (dBµV/m) | (dBµV) | (dB/m) | (dB) | (dB) | (cm) | (deg) | (P/A) | (H/V) |
| 802.11a CH 100 5500MHz | | 11000 | 43.67 | -30.33 | 74 | 47.93 | 37.9 | 16.94 | 59.1 | 100 | 0 | P | H |
| | | 16500 | 49.13 | -24.87 | 74 | 43.65 | 41.4 | 20.88 | 56.8 | 100 | 0 | P | H |
| | | | | | | | | | | | | | H |
| | | | | | | | | | | | | | H |
| | | 11000 | 43.68 | -30.32 | 74 | 47.94 | 37.9 | 16.94 | 59.1 | 100 | 0 | P | V |
| | | 16500 | 49.57 | -24.43 | 74 | 44.09 | 41.4 | 20.88 | 56.8 | 100 | 0 | P | V |
| | | | | | | | | | | | | | V |
| | | | | | | | | | | | | | V |
| 802.11a CH 116 5580MHz | | 11160 | 43.85 | -30.15 | 74 | 47.44 | 38 | 17.08 | 58.67 | 100 | 0 | P | H |
| | | 16740 | 49.81 | -24.19 | 74 | 43.5 | 41.88 | 21.04 | 56.61 | 100 | 0 | P | H |
| | | | | | | | | | | | | | H |
| | | | | | | | | | | | | | H |
| | | 11160 | 43.27 | -30.73 | 74 | 46.86 | 38 | 17.08 | 58.67 | 100 | 0 | P | V |
| | | 16740 | 49.49 | -24.51 | 74 | 43.18 | 41.88 | 21.04 | 56.61 | 100 | 0 | P | V |
| | | | | | | | | | | | | | V |
| | | | | | | | | | | | | | V |
| 802.11a CH 140 5700MHz | | 11400 | 44.29 | -29.71 | 74 | 46.9 | 38.14 | 17.31 | 58.06 | 100 | 0 | P | H |
| | | 17100 | 50.33 | -23.67 | 74 | 43.2 | 42.32 | 21.27 | 56.46 | 100 | 0 | P | H |
| | | | | | | | | | | | | | H |
| | | | | | | | | | | | | | H |
| | | 11400 | 43.72 | -30.28 | 74 | 46.33 | 38.14 | 17.31 | 58.06 | 100 | 0 | P | V |
| | | 17100 | 50.24 | -23.76 | 74 | 43.11 | 42.32 | 21.27 | 56.46 | 100 | 0 | P | V |
| | | | | | | | | | | | | | V |
| | | | | | | | | | | | | | V |
| Remark | 1. No other spurious found. 2. All results are PASS against Peak and Average limit line. | | | | | | | | | | | | |



15E Band 3 5470-5725MHz

WIFI 802.11n HT20 (Band Edge @ 3m) (Standalone)

| WIFI | Note | Frequency | Level | Over | Limit | Read | Antenna | Cable | Preamp | Ant | Table | Peak | Pol. | |
|--------------------------------------|------|-----------|------------|--------|------------|----------|----------|--------|--------|--------|---------|---------|---------|---|
| Ant. | | | | Limit | Line | Level | Factor | Loss | Factor | Pos | Pos | Avg. | | |
| 1 | | (MHz) | (dBµV/m) | (dB) | (dBµV/m) | (dBµV) | (dB/m) | (dB) | (dB) | (cm) | (deg) | (P/A) | (H/V) | |
| 802.11n HT20 CH 100 5500MHz | | 5465.2 | 72.24 | -1.76 | 74 | 58.9 | 35.05 | 11.86 | 33.57 | 268 | 360 | P | H | |
| | | 5470 | 49.73 | -4.27 | 54 | 36.39 | 35.05 | 11.86 | 33.57 | 268 | 360 | A | H | |
| | * | 5500 | 108.73 | - | - | 95.43 | 35.1 | 11.86 | 33.66 | 268 | 360 | P | H | |
| | * | 5500 | 98.81 | - | - | 85.51 | 35.1 | 11.86 | 33.66 | 268 | 360 | A | H | |
| | | | | | | | | | | | | | H | |
| | | | | | | | | | | | | | H | |
| | | | 5470 | 64.71 | -9.29 | 74 | 51.37 | 35.05 | 11.86 | 33.57 | 195 | 61 | P | V |
| | | | 5469.68 | 46.82 | -7.18 | 54 | 33.48 | 35.05 | 11.86 | 33.57 | 195 | 61 | A | V |
| | * | | 5500 | 101.5 | - | - | 88.2 | 35.1 | 11.86 | 33.66 | 195 | 61 | P | V |
| | * | | 5500 | 91.73 | - | - | 78.43 | 35.1 | 11.86 | 33.66 | 195 | 61 | A | V |
| | | | | | | | | | | | | | V | |
| | | | | | | | | | | | | | V | |
| 802.11n HT20 CH 116 5580MHz | | 5359.92 | 57.5 | -16.5 | 74 | 44.08 | 34.89 | 11.71 | 33.18 | 232 | 7 | P | H | |
| | | 5407.6 | 44.24 | -9.76 | 54 | 30.93 | 34.96 | 11.74 | 33.39 | 232 | 7 | A | H | |
| | * | 5580 | 107.9 | - | - | 94.79 | 35.14 | 11.98 | 34.01 | 232 | 7 | P | H | |
| | * | 5580 | 88.34 | - | - | 75.23 | 35.14 | 11.98 | 34.01 | 232 | 7 | A | H | |
| | | | 5725.72 | 57.44 | -16.56 | 74 | 44.1 | 35.23 | 12.26 | 34.15 | 232 | 7 | P | H |
| | | | 5747.88 | 43.98 | -10.02 | 54 | 30.58 | 35.24 | 12.33 | 34.17 | 232 | 7 | A | H |
| | | | 5426.96 | 57.45 | -16.55 | 74 | 44.15 | 34.98 | 11.8 | 33.48 | 200 | 6 | P | V |
| | | | 5398.96 | 44.28 | -9.72 | 54 | 30.97 | 34.96 | 11.74 | 33.39 | 200 | 6 | A | V |
| | * | | 5580 | 103.04 | - | - | 89.93 | 35.14 | 11.98 | 34.01 | 200 | 6 | P | V |
| | * | | 5580 | 92.95 | - | - | 79.84 | 35.14 | 11.98 | 34.01 | 200 | 6 | A | V |
| | | 5725 | 57.51 | -16.49 | 74 | 44.17 | 35.23 | 12.26 | 34.15 | 200 | 6 | P | V | |
| | | 5764.36 | 44.18 | -9.82 | 54 | 30.79 | 35.26 | 12.33 | 34.2 | 200 | 6 | A | V | |



| | | | | | | | | | | | | | |
|--------------------------------------|---|---------|--------|--------|----|-------|-------|-------|-------|-----|----|---|---|
| 802.11n HT20 CH 140 5700MHz | * | 5700 | 104.38 | - | - | 91.11 | 35.21 | 12.18 | 34.12 | 238 | 15 | P | H |
| | * | 5700 | 95.16 | - | - | 81.89 | 35.21 | 12.18 | 34.12 | 238 | 15 | A | H |
| | | 5725.08 | 69.74 | -4.26 | 74 | 56.4 | 35.23 | 12.26 | 34.15 | 238 | 15 | P | H |
| | | 5725 | 52.93 | -1.07 | 54 | 39.59 | 35.23 | 12.26 | 34.15 | 238 | 15 | A | H |
| | | | | | | | | | | | | | H |
| | | | | | | | | | | | | | H |
| | * | 5700 | 94.95 | - | - | 81.68 | 35.21 | 12.18 | 34.12 | 200 | 58 | P | V |
| | * | 5700 | 85.48 | - | - | 72.21 | 35.21 | 12.18 | 34.12 | 200 | 58 | A | V |
| | | 5725 | 61.73 | -12.27 | 74 | 48.39 | 35.23 | 12.26 | 34.15 | 200 | 58 | P | V |
| | | 5725 | 45.84 | -8.16 | 54 | 32.5 | 35.23 | 12.26 | 34.15 | 200 | 58 | A | V |
| | | | | | | | | | | | | V | |
| | | | | | | | | | | | | V | |
| Remark | 1. No other spurious found. 2. All results are PASS against Peak and Average limit line. | | | | | | | | | | | | |



15E Band 3 5470-5725MHz

WIFI 802.11n HT20 (Harmonic @ 3m) (Standalone)

| WIFI | Note | Frequency | Level | Over | Limit | Read | Antenna | Cable | Preamp | Ant | Table | Peak | Pol. |
|--------------------------------------|--|-----------|------------|--------|------------|--------|----------|--------|--------|--------|---------|-------|-------|
| Ant. | | | | Limit | Line | Level | Factor | Loss | Factor | Pos | Pos | Avg. | |
| 1 | | (MHz) | (dBµV/m) | (dB) | (dBµV/m) | (dBµV) | (dB/m) | (dB) | (dB) | (cm) | (deg) | (P/A) | (H/V) |
| 802.11n HT20 CH 100 5500MHz | | 11000 | 44.76 | -29.24 | 74 | 49.02 | 37.9 | 16.94 | 59.1 | 100 | 0 | P | H |
| | | 16500 | 49.3 | -24.7 | 74 | 43.82 | 41.4 | 20.88 | 56.8 | 100 | 0 | P | H |
| | | | | | | | | | | | | | H |
| | | | | | | | | | | | | | H |
| | | 11000 | 44.41 | -29.59 | 74 | 48.67 | 37.9 | 16.94 | 59.1 | 100 | 0 | P | V |
| | | 16500 | 48.92 | -25.08 | 74 | 43.44 | 41.4 | 20.88 | 56.8 | 100 | 0 | P | V |
| | | | | | | | | | | | | | V |
| 802.11n HT20 CH 116 5580MHz | | 11160 | 43.82 | -30.18 | 74 | 47.41 | 38 | 17.08 | 58.67 | 100 | 0 | P | H |
| | | 16740 | 49.41 | -24.59 | 74 | 43.1 | 41.88 | 21.04 | 56.61 | 100 | 0 | P | H |
| | | | | | | | | | | | | | H |
| | | | | | | | | | | | | | H |
| | | 11160 | 44.09 | -29.91 | 74 | 47.68 | 38 | 17.08 | 58.67 | 100 | 0 | P | V |
| | | 16740 | 49.42 | -24.58 | 74 | 43.11 | 41.88 | 21.04 | 56.61 | 100 | 0 | P | V |
| | | | | | | | | | | | | | V |
| 802.11n HT20 CH 140 5700MHz | | 11400 | 44 | -30 | 74 | 46.61 | 38.14 | 17.31 | 58.06 | 100 | 0 | P | H |
| | | 17100 | 50.61 | -23.39 | 74 | 43.48 | 42.32 | 21.27 | 56.46 | 100 | 0 | P | H |
| | | | | | | | | | | | | | H |
| | | | | | | | | | | | | | H |
| | | 11400 | 43.93 | -30.07 | 74 | 46.54 | 38.14 | 17.31 | 58.06 | 100 | 0 | P | V |
| | | 17100 | 51.03 | -22.97 | 74 | 43.9 | 42.32 | 21.27 | 56.46 | 100 | 0 | P | V |
| | | | | | | | | | | | | | V |
| Remark | 1. No other spurious found. | | | | | | | | | | | | |
| | 2. All results are PASS against Peak and Average limit line. | | | | | | | | | | | | |



15E Band 3 5470~5725MHz

WIFI 802.11n HT40 (Band Edge @ 3m) (Standalone)

| WIFI | Note | Frequency | Level | Over | Limit | Read | Antenna | Cable | Preamp | Ant | Table | Peak | Pol. |
|--------------------------------------|------|-----------|------------|--------|------------|----------|----------|--------|--------|--------|---------|-------|-------|
| Ant. | | | | Limit | Line | Level | Factor | Loss | Factor | Pos | Pos | Avg. | |
| 1 | | (MHz) | (dBµV/m) | (dB) | (dBµV/m) | (dBµV) | (dB/m) | (dB) | (dB) | (cm) | (deg) | (P/A) | (H/V) |
| 802.11n HT40 CH 102 5510MHz | | 5467.44 | 68.58 | -5.42 | 74 | 55.24 | 35.05 | 11.86 | 33.57 | 259 | 350 | P | H |
| | | 5469.52 | 52.96 | -1.04 | 54 | 39.62 | 35.05 | 11.86 | 33.57 | 259 | 350 | A | H |
| | * | 5510 | 100.96 | - | - | 87.68 | 35.1 | 11.92 | 33.74 | 259 | 350 | P | H |
| | * | 5510 | 92 | - | - | 78.72 | 35.1 | 11.92 | 33.74 | 259 | 350 | A | H |
| | | 5736.92 | 57.06 | -16.94 | 74 | 43.73 | 35.24 | 12.26 | 34.17 | 259 | 350 | P | H |
| | | 5748.76 | 44.81 | -9.19 | 54 | 31.41 | 35.24 | 12.33 | 34.17 | 259 | 350 | A | H |
| | | 5468.88 | 63.06 | -10.94 | 74 | 49.72 | 35.05 | 11.86 | 33.57 | 186 | 96 | P | V |
| | | 5470 | 47.48 | -6.52 | 54 | 34.14 | 35.05 | 11.86 | 33.57 | 186 | 96 | A | V |
| | * | 5510 | 94.53 | - | - | 81.25 | 35.1 | 11.92 | 33.74 | 186 | 96 | P | V |
| | * | 5510 | 85.08 | - | - | 71.8 | 35.1 | 11.92 | 33.74 | 186 | 96 | A | V |
| | | 5761.64 | 57.22 | -16.78 | 74 | 43.83 | 35.26 | 12.33 | 34.2 | 186 | 96 | P | V |
| | | 5755.96 | 44.67 | -9.33 | 54 | 31.28 | 35.26 | 12.33 | 34.2 | 186 | 96 | A | V |
| 802.11n HT40 CH 110 5550MHz | | 5356.88 | 56.9 | -17.1 | 74 | 43.48 | 34.89 | 11.71 | 33.18 | 102 | 338 | P | H |
| | | 5405.84 | 44.89 | -9.11 | 54 | 31.58 | 34.96 | 11.74 | 33.39 | 102 | 338 | A | H |
| | * | 5548 | 102.31 | - | - | 89.03 | 35.13 | 11.98 | 33.83 | 102 | 338 | P | H |
| | * | 5548 | 93.03 | - | - | 79.75 | 35.13 | 11.98 | 33.83 | 102 | 338 | A | H |
| | | 5737.96 | 57.4 | -16.6 | 74 | 44.07 | 35.24 | 12.26 | 34.17 | 102 | 338 | P | H |
| | | 5748.28 | 44.66 | -9.34 | 54 | 31.26 | 35.24 | 12.33 | 34.17 | 102 | 338 | A | H |
| | | 5353.68 | 58.54 | -15.46 | 74 | 45.12 | 34.89 | 11.71 | 33.18 | 102 | 275 | P | V |
| | | 5386.16 | 44.96 | -9.04 | 54 | 31.56 | 34.94 | 11.74 | 33.28 | 102 | 275 | A | V |
| | * | 5548 | 97.06 | - | - | 83.78 | 35.13 | 11.98 | 33.83 | 102 | 275 | P | V |
| | * | 5548 | 87.94 | - | - | 74.66 | 35.13 | 11.98 | 33.83 | 102 | 275 | A | V |
| | | 5764.44 | 57.28 | -16.72 | 74 | 43.89 | 35.26 | 12.33 | 34.2 | 102 | 275 | P | V |
| | | 5756.68 | 44.77 | -9.23 | 54 | 31.38 | 35.26 | 12.33 | 34.2 | 102 | 275 | A | V |



| | | | | | | | | | | | | | |
|--|---|---------|--------|--------|----|-------|-------|-------|-------|-----|-----|---|---|
| 802.11n HT40 CH 134 5670MHz | | 5390.16 | 56.91 | -17.09 | 74 | 43.51 | 34.94 | 11.74 | 33.28 | 101 | 338 | P | H |
| | | 5382.16 | 45.15 | -8.85 | 54 | 31.75 | 34.94 | 11.74 | 33.28 | 101 | 338 | A | H |
| | * | 5668 | 103.63 | - | - | 90.34 | 35.2 | 12.18 | 34.09 | 101 | 338 | P | H |
| | * | 5668 | 93.6 | - | - | 80.31 | 35.2 | 12.18 | 34.09 | 101 | 338 | A | H |
| | | 5726.76 | 66.75 | -7.25 | 74 | 53.41 | 35.23 | 12.26 | 34.15 | 101 | 338 | P | H |
| | | 5725.24 | 50.32 | -3.68 | 54 | 36.98 | 35.23 | 12.26 | 34.15 | 101 | 338 | A | H |
| | | 5390 | 57.97 | -16.03 | 74 | 44.57 | 34.94 | 11.74 | 33.28 | 100 | 114 | P | V |
| | | 5386.48 | 45.03 | -8.97 | 54 | 31.63 | 34.94 | 11.74 | 33.28 | 100 | 114 | A | V |
| | * | 5672 | 95.26 | - | - | 81.97 | 35.2 | 12.18 | 34.09 | 100 | 114 | P | V |
| | * | 5672 | 86.2 | - | - | 72.91 | 35.2 | 12.18 | 34.09 | 100 | 114 | A | V |
| | | 5725.56 | 60.59 | -13.41 | 74 | 47.25 | 35.23 | 12.26 | 34.15 | 100 | 114 | P | V |
| | | 5730.12 | 45.31 | -8.69 | 54 | 31.97 | 35.23 | 12.26 | 34.15 | 100 | 114 | A | V |
| Remark | 1. No other spurious found. 2. All results are PASS against Peak and Average limit line. | | | | | | | | | | | | |



15E Band 3 5470~5725MHz

WIFI 802.11n HT40 (Harmonic @ 3m) (Standalone)

| WIFI | Note | Frequency | Level | Over | Limit | Read | Antenna | Cable | Preamp | Ant | Table | Peak | Pol. |
|--------------------------------------|--|-----------|------------|--------|------------|----------|----------|--------|--------|--------|---------|-------|-------|
| Ant. | | | | Limit | Line | Level | Factor | Loss | Factor | Pos | Pos | Avg. | |
| 1 | | (MHz) | (dBμV/m) | (dB) | (dBμV/m) | (dBμV) | (dB/m) | (dB) | (dB) | (cm) | (deg) | (P/A) | (H/V) |
| 802.11n HT40 CH 102 5510MHz | | 11020 | 43.83 | -30.17 | 74 | 48.04 | 37.91 | 16.94 | 59.06 | 100 | 0 | P | H |
| | | 16530 | 49.07 | -24.93 | 74 | 43.46 | 41.47 | 20.91 | 56.77 | 100 | 0 | P | H |
| | | | | | | | | | | | | | H |
| | | | | | | | | | | | | | H |
| | | 11020 | 43.55 | -30.45 | 74 | 47.76 | 37.91 | 16.94 | 59.06 | 100 | 0 | P | V |
| | | 16530 | 49.05 | -24.95 | 74 | 43.44 | 41.47 | 20.91 | 56.77 | 100 | 0 | P | V |
| | | | | | | | | | | | | | V |
| 802.11n HT40 CH 110 5550MHz | | 11100 | 43.29 | -30.71 | 74 | 47.16 | 37.96 | 17.01 | 58.84 | 100 | 0 | P | H |
| | | 16650 | 49.41 | -24.59 | 74 | 43.39 | 41.71 | 20.99 | 56.68 | 100 | 0 | P | H |
| | | | | | | | | | | | | | H |
| | | | | | | | | | | | | | H |
| | | 11100 | 43.21 | -30.79 | 74 | 47.08 | 37.96 | 17.01 | 58.84 | 100 | 0 | P | V |
| | | 16650 | 49.72 | -24.28 | 74 | 43.7 | 41.71 | 20.99 | 56.68 | 100 | 0 | P | V |
| | | | | | | | | | | | | | V |
| 802.11n HT40 CH 134 5670MHz | | 11340 | 43.79 | -30.21 | 74 | 46.69 | 38.1 | 17.23 | 58.23 | 100 | 0 | P | H |
| | | 17010 | 50.31 | -23.69 | 74 | 43.11 | 42.39 | 21.22 | 56.41 | 100 | 0 | P | H |
| | | | | | | | | | | | | | H |
| | | | | | | | | | | | | | H |
| | | 11340 | 43.67 | -30.33 | 74 | 46.57 | 38.1 | 17.23 | 58.23 | 100 | 0 | P | V |
| | | 17010 | 49.95 | -24.05 | 74 | 42.75 | 42.39 | 21.22 | 56.41 | 100 | 0 | P | V |
| | | | | | | | | | | | | | V |
| Remark | 1. No other spurious found. | | | | | | | | | | | | |
| | 2. All results are PASS against Peak and Average limit line. | | | | | | | | | | | | |



15E Emission below 1GHz
 WIFI 802.11n HT40 (LF @ 3m) (Standalone)

| WIFI | Note | Frequency | Level | Over | Limit | Read | Antenna | Cable | Preamp | Ant | Table | Peak | Pol. | |
|-----------------------|--|-----------|------------|--------|------------|----------|----------|--------|--------|--------|---------|---------|---------|---|
| Ant. | | | | Limit | Line | Level | Factor | Loss | Factor | Pos | Pos | Avg. | | |
| 1 | | (MHz) | (dBμV/m) | (dB) | (dBμV/m) | (dBμV) | (dB/m) | (dB) | (dB) | (cm) | (deg) | (P/A) | (H/V) | |
| 802.11n HT40 LF | | 41.34 | 22.34 | -17.66 | 40 | 39.17 | 12.6 | 1.77 | 31.2 | 190 | 203 | P | H | |
| | | 98.31 | 22.83 | -20.67 | 43.5 | 41.95 | 9.92 | 2.06 | 31.1 | - | - | P | H | |
| | | 130.44 | 23.11 | -20.39 | 43.5 | 39.93 | 11.9 | 2.38 | 31.1 | - | - | P | H | |
| | | 323.8 | 21.55 | -24.45 | 46 | 35.71 | 13.56 | 3.28 | 31 | - | - | P | H | |
| | | 592.6 | 23 | -23 | 46 | 30.02 | 19.53 | 4.08 | 30.63 | - | - | P | H | |
| | | 795.6 | 26.11 | -19.89 | 46 | 29.85 | 21.95 | 4.62 | 30.31 | - | - | P | H | |
| | | | | | | | | | | | | | | H |
| | | | | | | | | | | | | | | H |
| | | | | | | | | | | | | | | H |
| | | | | | | | | | | | | | | H |
| | | | | | | | | | | | | | | H |
| | | | | | | | | | | | | | | H |
| | | | 46.47 | 23.2 | -16.8 | 40 | 42.83 | 9.8 | 1.77 | 31.2 | 138 | 84 | P | V |
| | | | 97.77 | 26.26 | -17.24 | 43.5 | 45.38 | 9.92 | 2.06 | 31.1 | - | - | P | V |
| | | | 259.5 | 20.6 | -25.4 | 46 | 34.64 | 14 | 2.96 | 31 | - | - | P | V |
| | | | 553.4 | 23.02 | -22.98 | 46 | 29.91 | 19.88 | 4.01 | 30.78 | - | - | P | V |
| | | | 783 | 25.26 | -20.74 | 46 | 29.01 | 21.97 | 4.62 | 30.34 | - | - | P | V |
| | | | 954.5 | 27.26 | -18.74 | 46 | 28.16 | 24.54 | 4.94 | 30.38 | - | - | P | V |
| | | | | | | | | | | | | | | V |
| | | | | | | | | | | | | | | V |
| | | | | | | | | | | | | | V | |
| | | | | | | | | | | | | | V | |
| | | | | | | | | | | | | | V | |
| | | | | | | | | | | | | | V | |
| Remark | 1. No other spurious found. 2. All results are PASS against limit line. | | | | | | | | | | | | | |



15E Band 1 5150~5250MHz

WIFI 802.11n HT40 (Band Edge @ 3m) (with adapter1)

| WIFI | Note | Frequency | Level | Over | Limit | Read | Antenna | Cable | Preamp | Ant | Table | Peak | Pol. |
|-------------------------------------|---|-----------|------------|--------|------------|----------|----------|--------|--------|--------|---------|---------|---------|
| Ant. | | | | Limit | Line | Level | Factor | Loss | Factor | Pos | Pos | Avg. | |
| 1 | | (MHz) | (dBμV/m) | (dB) | (dBμV/m) | (dBμV) | (dB/m) | (dB) | (dB) | (cm) | (deg) | (P/A) | (H/V) |
| 802.11n HT40 CH 38 5190MHz | | 5150 | 72.47 | -1.53 | 74 | 58.8 | 34.61 | 11.55 | 32.49 | 236 | 358 | P | H |
| | | 5149.7 | 53.88 | -0.12 | 54 | 40.21 | 34.61 | 11.55 | 32.49 | 236 | 358 | A | H |
| | * | 5189 | 103.06 | - | - | 89.33 | 34.66 | 11.59 | 32.52 | 236 | 358 | P | H |
| | * | 5189 | 94.34 | - | - | 80.61 | 34.66 | 11.59 | 32.52 | 236 | 358 | A | H |
| | | 5393.67 | 57.65 | -16.35 | 74 | 44.25 | 34.94 | 11.74 | 33.28 | 236 | 358 | P | H |
| | | 5396.75 | 44.97 | -9.03 | 54 | 31.55 | 34.96 | 11.74 | 33.28 | 236 | 358 | A | H |
| | | 5147.45 | 65.67 | -8.33 | 74 | 52 | 34.61 | 11.55 | 32.49 | 100 | 279 | P | V |
| | | 5149.85 | 49.24 | -4.76 | 54 | 35.57 | 34.61 | 11.55 | 32.49 | 100 | 279 | A | V |
| | * | 5191 | 97.28 | - | - | 83.53 | 34.68 | 11.59 | 32.52 | 100 | 279 | P | V |
| | * | 5191 | 88.38 | - | - | 74.63 | 34.68 | 11.59 | 32.52 | 100 | 279 | A | V |
| | | 5389.27 | 57.93 | -16.07 | 74 | 44.53 | 34.94 | 11.74 | 33.28 | 100 | 279 | P | V |
| | 5383.11 | 45.01 | -8.99 | 54 | 31.61 | 34.94 | 11.74 | 33.28 | 100 | 279 | A | V | |
| Remark | 1. No other spurious found. 2. All results are PASS against Peak and Average limit line. | | | | | | | | | | | | |

15E Band 1 5150~5250MHz

WIFI 802.11n HT40 (Harmonic @ 3m) (with adapter1)

| WIFI | Note | Frequency | Level | Over | Limit | Read | Antenna | Cable | Preamp | Ant | Table | Peak | Pol. |
|-------------------------------------|---|-----------|------------|--------|------------|----------|----------|--------|--------|--------|---------|---------|---------|
| Ant. | | | | Limit | Line | Level | Factor | Loss | Factor | Pos | Pos | Avg. | |
| 1 | | (MHz) | (dBμV/m) | (dB) | (dBμV/m) | (dBμV) | (dB/m) | (dB) | (dB) | (cm) | (deg) | (P/A) | (H/V) |
| 802.11n HT40 CH 38 5190MHz | | 10380 | 42.4 | -31.6 | 74 | 48.72 | 37.23 | 16.34 | 59.89 | 100 | 0 | P | H |
| | | 15570 | 47.92 | -26.08 | 74 | 45.02 | 40.38 | 20.38 | 57.86 | 100 | 0 | P | H |
| | | | | | | | | | | | | | H |
| | | | | | | | | | | | | | H |
| | | 10380 | 42.87 | -31.13 | 74 | 49.19 | 37.23 | 16.34 | 59.89 | 100 | 0 | P | V |
| | | 15570 | 47.82 | -26.18 | 74 | 44.92 | 40.38 | 20.38 | 57.86 | 100 | 0 | P | V |
| | | | | | | | | | | | | | V |
| | | | | | | | | | | | | V | |
| Remark | 1. No other spurious found. 2. All results are PASS against Peak and Average limit line. | | | | | | | | | | | | |



15E Emission below 1GHz

WIFI 802.11n HT40 (LF @ 3m) (with adapter1)

| WIFI | Note | Frequency | Level | Over | Limit | Read | Antenna | Cable | Preamp | Ant | Table | Peak | Pol. | |
|-----------------------|--|-----------|------------|--------|------------|----------|----------|--------|--------|--------|---------|---------|---------|---|
| Ant. | | | | Limit | Line | Level | Factor | Loss | Factor | Pos | Pos | Avg. | | |
| 1 | | (MHz) | (dBμV/m) | (dB) | (dBμV/m) | (dBμV) | (dB/m) | (dB) | (dB) | (cm) | (deg) | (P/A) | (H/V) | |
| 802.11n HT40 LF | | 74.55 | 21.51 | -18.49 | 40 | 43.85 | 6.8 | 2.06 | 31.2 | - | - | P | H | |
| | | 157.17 | 25.53 | -17.97 | 43.5 | 43.48 | 10.62 | 2.61 | 31.18 | - | - | P | H | |
| | | 240.6 | 21.52 | -24.48 | 46 | 38.16 | 11.4 | 2.96 | 31 | - | - | P | H | |
| | | 384 | 22.91 | -23.09 | 46 | 35.11 | 15.26 | 3.52 | 30.98 | - | - | P | H | |
| | | 736.8 | 25.9 | -20.1 | 46 | 29.75 | 22.14 | 4.41 | 30.4 | - | - | P | H | |
| | | 836.9 | 30.12 | -15.88 | 46 | 32.71 | 23.08 | 4.7 | 30.37 | 120 | 59 | P | H | |
| | | | | | | | | | | | | | | H |
| | | | | | | | | | | | | | | H |
| | | | | | | | | | | | | | | H |
| | | | | | | | | | | | | | | H |
| | | | | | | | | | | | | | | H |
| | | | | | | | | | | | | | | H |
| | | | 101.01 | 28.02 | -15.48 | 43.5 | 46.33 | 10.42 | 2.38 | 31.11 | 100 | 139 | P | V |
| | | | 237.63 | 22.51 | -23.49 | 46 | 39.49 | 11.06 | 2.96 | 31 | - | - | P | V |
| | | | 259.5 | 20.6 | -25.4 | 46 | 34.64 | 14 | 2.96 | 31 | - | - | P | V |
| | | | 423.9 | 21.28 | -24.72 | 46 | 31.65 | 16.78 | 3.63 | 30.78 | - | - | P | V |
| | | | 692.7 | 24.92 | -21.08 | 46 | 30.45 | 20.53 | 4.35 | 30.41 | - | - | P | V |
| | | | 836.9 | 29.98 | -16.02 | 46 | 32.57 | 23.08 | 4.7 | 30.37 | - | - | P | V |
| | | | | | | | | | | | | | | V |
| | | | | | | | | | | | | | | V |
| | | | | | | | | | | | | | V | |
| | | | | | | | | | | | | | V | |
| | | | | | | | | | | | | | V | |
| | | | | | | | | | | | | | V | |
| Remark | 1. No other spurious found. 2. All results are PASS against limit line. | | | | | | | | | | | | | |



15E Band 1 5150~5250MHz

WIFI 802.11n HT40 (Band Edge @ 3m) (with adapter2)

| WIFI | Note | Frequency | Level | Over | Limit | Read | Antenna | Cable | Preamp | Ant | Table | Peak | Pol. |
|-------------------------------------|---|-----------|------------|--------|------------|----------|----------|--------|--------|--------|---------|---------|---------|
| Ant. | | | | Limit | Line | Level | Factor | Loss | Factor | Pos | Pos | Avg. | |
| 1 | | (MHz) | (dBµV/m) | (dB) | (dBµV/m) | (dBµV) | (dB/m) | (dB) | (dB) | (cm) | (deg) | (P/A) | (H/V) |
| 802.11n HT40 CH 38 5190MHz | | 5146.85 | 72.14 | -1.86 | 74 | 58.47 | 34.61 | 11.55 | 32.49 | 101 | 341 | P | H |
| | | 5149.55 | 53.18 | -0.82 | 54 | 39.51 | 34.61 | 11.55 | 32.49 | 101 | 341 | A | H |
| | * | 5192 | 102.24 | - | - | 88.49 | 34.68 | 11.59 | 32.52 | 101 | 341 | P | H |
| | * | 5192 | 92.49 | - | - | 78.74 | 34.68 | 11.59 | 32.52 | 101 | 341 | A | H |
| | | 5423.7 | 57.78 | -16.22 | 74 | 44.39 | 34.98 | 11.8 | 33.39 | 101 | 341 | P | H |
| | | 5371.89 | 45.23 | -8.77 | 54 | 31.79 | 34.91 | 11.71 | 33.18 | 101 | 341 | A | H |
| | | 5148.35 | 62.8 | -11.2 | 74 | 49.13 | 34.61 | 11.55 | 32.49 | 100 | 255 | P | V |
| | | 5150 | 48.45 | -5.55 | 54 | 34.78 | 34.61 | 11.55 | 32.49 | 100 | 255 | A | V |
| | * | 5192 | 97.07 | - | - | 83.32 | 34.68 | 11.59 | 32.52 | 100 | 255 | P | V |
| | * | 5192 | 88.07 | - | - | 74.32 | 34.68 | 11.59 | 32.52 | 100 | 255 | A | V |
| | | 5372 | 57.75 | -16.25 | 74 | 44.31 | 34.91 | 11.71 | 33.18 | 100 | 255 | P | V |
| | 5401.37 | 45.19 | -8.81 | 54 | 31.88 | 34.96 | 11.74 | 33.39 | 100 | 255 | A | V | |
| Remark | 1. No other spurious found. 2. All results are PASS against Peak and Average limit line. | | | | | | | | | | | | |

15E Band 1 5150~5250MHz

WIFI 802.11n HT40 (Harmonic @ 3m) (with adapter2)

| WIFI | Note | Frequency | Level | Over | Limit | Read | Antenna | Cable | Preamp | Ant | Table | Peak | Pol. |
|-------------------------------------|---|-----------|------------|--------|------------|----------|----------|--------|--------|--------|---------|---------|---------|
| Ant. | | | | Limit | Line | Level | Factor | Loss | Factor | Pos | Pos | Avg. | |
| 1 | | (MHz) | (dBµV/m) | (dB) | (dBµV/m) | (dBµV) | (dB/m) | (dB) | (dB) | (cm) | (deg) | (P/A) | (H/V) |
| 802.11n HT40 CH 38 5190MHz | | 10380 | 42.72 | -31.28 | 74 | 49.04 | 37.23 | 16.34 | 59.89 | 100 | 0 | P | H |
| | | 15570 | 47.39 | -26.61 | 74 | 44.49 | 40.38 | 20.38 | 57.86 | 100 | 0 | P | H |
| | | | | | | | | | | | | | H |
| | | | | | | | | | | | | | H |
| | | 10380 | 41.79 | -32.21 | 74 | 48.11 | 37.23 | 16.34 | 59.89 | 100 | 0 | P | V |
| | | 15570 | 47.51 | -26.49 | 74 | 44.61 | 40.38 | 20.38 | 57.86 | 100 | 0 | P | V |
| | | | | | | | | | | | | | V |
| | | | | | | | | | | | | | V |
| Remark | 1. No other spurious found. 2. All results are PASS against Peak and Average limit line. | | | | | | | | | | | | |



15E Emission below 1GHz
 WIFI 802.11n HT40 (LF @ 3m) (with adapter2)

| WIFI | Note | Frequency | Level | Over | Limit | Read | Antenna | Cable | Preamp | Ant | Table | Peak | Pol. | |
|-----------------------|--|-----------|------------|--------|------------|----------|----------|--------|--------|--------|---------|---------|---------|---|
| Ant. | | | | Limit | Line | Level | Factor | Loss | Factor | Pos | Pos | Avg. | | |
| 1 | | (MHz) | (dBμV/m) | (dB) | (dBμV/m) | (dBμV) | (dB/m) | (dB) | (dB) | (cm) | (deg) | (P/A) | (H/V) | |
| 802.11n HT40 LF | | 74.82 | 25.06 | -14.94 | 40 | 47.4 | 6.8 | 2.06 | 31.2 | - | - | P | H | |
| | | 207.39 | 19.31 | -24.19 | 43.5 | 38.55 | 9.17 | 2.69 | 31.1 | - | - | P | H | |
| | | 274.62 | 22.79 | -23.21 | 46 | 37.73 | 12.85 | 3.16 | 30.95 | - | - | P | H | |
| | | 421.8 | 24.03 | -21.97 | 46 | 34.45 | 16.74 | 3.63 | 30.79 | - | - | P | H | |
| | | 654.9 | 26.34 | -19.66 | 46 | 32.26 | 20.35 | 4.22 | 30.49 | - | - | P | H | |
| | | 946.8 | 31.26 | -14.74 | 46 | 32.34 | 24.37 | 4.94 | 30.39 | 110 | 78 | P | H | |
| | | | | | | | | | | | | | | H |
| | | | | | | | | | | | | | | H |
| | | | | | | | | | | | | | | H |
| | | | | | | | | | | | | | | H |
| | | | | | | | | | | | | | | H |
| | | | | | | | | | | | | | | H |
| | | | 98.85 | 29.79 | -13.71 | 43.5 | 48.67 | 10.16 | 2.06 | 31.1 | 100 | 293 | P | V |
| | | | 193.62 | 15.87 | -27.63 | 43.5 | 35.36 | 8.92 | 2.69 | 31.1 | - | - | P | V |
| | | | 269.49 | 19.77 | -26.23 | 46 | 34.71 | 12.9 | 3.16 | 31 | - | - | P | V |
| | | | 393.1 | 22.46 | -23.54 | 46 | 34.25 | 15.62 | 3.52 | 30.93 | - | - | P | V |
| | | | 708.1 | 27.81 | -18.19 | 46 | 32.88 | 20.92 | 4.41 | 30.4 | - | - | P | V |
| | | | 953.8 | 31.28 | -14.72 | 46 | 32.21 | 24.51 | 4.94 | 30.38 | - | - | P | V |
| | | | | | | | | | | | | | | V |
| | | | | | | | | | | | | | | V |
| | | | | | | | | | | | | | V | |
| | | | | | | | | | | | | | V | |
| | | | | | | | | | | | | | V | |
| | | | | | | | | | | | | | V | |
| Remark | 1. No other spurious found. 2. All results are PASS against limit line. | | | | | | | | | | | | | |



Note symbol

| | |
|-----|--|
| * | Fundamental Frequency which can be ignored. However, the level of any unwanted emissions shall not exceed the level of the fundamental frequency per 15.209(c). |
| ! | Test result is over limit line. |
| P/A | Peak or Average |
| H/V | Horizontal or Vertical |



A calculation example for radiated spurious emission is shown as below:

| WIFI | Note | Frequency | Level | Over | Limit | Read | Antenna | Cable | Preamp | Ant | Table | Peak | Pol. |
|---------|------|-----------|------------|--------|------------|----------|----------|--------|--------|--------|---------|-------|-------|
| Ant. | | | | Limit | Line | Level | Factor | Loss | Factor | Pos | Pos | Avg. | |
| 1 | | (MHz) | (dBμV/m) | (dB) | (dBμV/m) | (dBμV) | (dB/m) | (dB) | (dB) | (cm) | (deg) | (P/A) | (H/V) |
| 802.11b | | 2390 | 55.45 | -18.55 | 74 | 54.51 | 32.22 | 4.58 | 35.86 | 103 | 308 | P | H |
| CH 01 | | | | | | | | | | | | | |
| 2412MHz | | 2390 | 43.54 | -10.46 | 54 | 42.6 | 32.22 | 4.58 | 35.86 | 103 | 308 | A | H |

- Level(dBμV/m) =
Antenna Factor(dB/m) + Cable Loss(dB) + Read Level(dBμV) - Preamp Factor(dB)
- Over Limit(dB) = Level(dBμV/m) – Limit Line(dBμV/m)

For Peak Limit @ 2390MHz:

- Level(dBμV/m)
= Antenna Factor(dB/m) + Cable Loss(dB) + Read Level(dBμV) - Preamp Factor(dB)
= 32.22(dB/m) + 4.58(dB) + 54.51(dBμV) – 35.86 (dB)
= 55.45 (dBμV/m)
- Over Limit(dB)
= Level(dBμV/m) – Limit Line(dBμV/m)
= 55.45(dBμV/m) – 74(dBμV/m)
= -18.55(dB)

For Average Limit @ 2390MHz:

- Level(dBμV/m)
= Antenna Factor(dB/m) + Cable Loss(dB) + Read Level(dBμV) - Preamp Factor(dB)
= 32.22(dB/m) + 4.58(dB) + 42.6(dBμV) – 35.86 (dB)
= 43.54 (dBμV/m)
- Over Limit(dB)
= Level(dBμV/m) – Limit Line(dBμV/m)
= 43.54(dBμV/m) – 54(dBμV/m)
= -10.46(dB)

Both peak and average measured complies with the limit line, so test result is “PASS”.